

# American Housing Survey for the United States

# 1999

Issued October 2000

H150/99

## Current Housing Reports



U.S. Department of Commerce  
Economics and Statistics Administration  
U.S. CENSUS BUREAU

U.S. Department of Housing  
and Urban Development  
OFFICE OF POLICY DEVELOPMENT AND RESEARCH



## ACKNOWLEDGMENTS

This report presents data from the American Housing Survey, which was sponsored by the U.S. Department of Housing and Urban Development and conducted by the U.S. Census Bureau. It was prepared primarily under the direction of **Ronald J. Sepanik**, Director, Housing and Demographic Analysis Division, Department of Housing and Urban Development, and **Daniel H. Weinberg**, Chief, Housing and Household Economic Statistics Division, Census Bureau.

**Ronald J. Sepanik**, assisted by **Paul Burke** and **David Vandenbroucke**, was responsible for overseeing the American Housing Survey resultant report on behalf of the Department of Housing and Urban Development.

Within the Census Bureau, this report was developed in the Housing and Household Economic Statistics Division. It was prepared under the supervision of **Leonard J. Norry**, Assistant Division Chief for Housing Characteristics, by **Jane M. Kneessi**, Chief, American Housing Survey Branch, assisted by **Paul P. Harple**. **Ester Buckles**, **Mary Lynn Fessler**, **William L. Hartnett**, **Sandra Lord**, **Ellen Malone**, **Amy Tipton**, **Georgina Torres**, and **Barbara Williams** performed specific activities related to data collection procedures, statistical presentation, organization of the report, and preparation of text materials. **Nicole Gardner** and **Ann Johnson** provided statistical assistance.

Under the direction of **Chester E. Bowie**, Chief, Demographic Surveys Division, **Anne C. Jean**, assisted by **Craig M. Pritzl**, **Lisa M. Berman**, **Kenya D. Tyndle**, and **Edward A. Hayes**, coordinated the operational aspects of the American Housing Survey. **Thomas J. Meerholz**, Assistant Division Chief, directed the systems and processing procedures. **Lisa A. Ferrer**, **Thomas A. Iseman**, **Debra K.P. Knoll**, **Susan K. Peters**, **Diana A. Rubin**, and **Kai T. Wu**, under the supervision of **Thomas L. Blatt**, provided computer programming and processing. **Fred McKee** provided procedures for mailouts and scheduling.

The Demographic Statistical Methods Division, under the direction of **Alan R. Tupek**, Chief, performed sampling and reinterview and related activities. **James Hartman** and **Alphonso Mason** developed the sample design, weighting, and computation of sampling variances and standard errors. **Lisa Clement**, **Marilyn Dorner**, **John Dunfee**, **Jay Haworth**, **Pat Marks**, and the Statistical Methods Section in Statistical Methods and Quality Assurance Branch (National Processing Center) implemented the sample selection and prepared the sample controls. **John Kindelberger** and **Pamela McGovern** conducted the reinterview design, procedures, analysis, and programming.

Field Division, under the direction of **Richard Bitzer**, Lead Assistant Division Chief for Surveys, **Blair Russell**, assisted by **Carol M. Bloxham**, **Theodore E. Musiker**, and **George Peters** administered the data collection, clerical processing, and data entry activities.

The Technologies Management Office, under the management of **Barbara LoPresti**, Chief, assisted by **Steve Tornell**, Assistant Division Chief, **Ellen Soper**, Team Leader Authoring, and **Chris Garza**, Team Leader Software Testing, provided the computer assisted interviewing and control systems used for field data collection. **Tim McGarvey** and **Robert McGrath** provided computer programming and systems support.

**Benjamin D. Cromer**, **Barbara M. Abbott**, **Shirley A. Clark**, **Gloria Davis**, and **Laurene V. Qualls** of the Administrative and Customer Services Division, **Walter C. Odom**, Chief, provided publications and printing management, graphics design and composition, and editorial review for print and electronic media. General direction and production management were provided by **Michael G. Garland**, Assistant Chief, and **Gary J. Lauffer**, Chief, Publications Services Branch.

# American Housing Survey for the United States

# 1999

Issued October 2000

Current Housing Reports

H150/99



## U.S. Department of Housing and Urban Development

**Andrew Cuomo,**  
Secretary

### OFFICE OF POLICY DEVELOPMENT AND RESEARCH

**Susan M. Wachter,**  
Assistant Secretary  
for Policy Development  
and Research



## U.S. Department of Commerce

**Norman Y. Mineta,**  
Secretary

**Robert L. Mallett,**  
Deputy Secretary

### Economics and Statistics Administration

**Robert J. Shapiro,**  
Under Secretary for  
Economic Affairs

**U.S. CENSUS BUREAU**  
**Kenneth Prewitt,**  
Director



SUGGESTED CITATION

U.S. Census Bureau,  
Current Housing Reports,  
Series H150/99,  
*American Housing Survey for the  
United States: 1999*  
U.S. Government Printing Office,  
Washington, DC 20222



**Economics  
and Statistics  
Administration**

**Robert J. Shapiro,**  
Under Secretary  
for Economic Affairs



**U.S. CENSUS BUREAU**

**Kenneth Prewitt,**  
Director

**William G. Barron,**  
Deputy Director

**Paula J. Schneider,**  
Principal Associate Director  
for Programs

**Nancy M. Gordon,**  
Associate Director  
for Demographic Programs

**Daniel H. Weinberg,**  
Chief, Housing and Household  
Economic Statistics Division



**OFFICE OF POLICY  
DEVELOPMENT AND  
RESEARCH**

**Susan M. Wachter,**  
Assistant Secretary  
for Policy Development  
and Research

**Frederick J. Eggers,**  
Deputy Assistant Secretary  
for Economic Affairs

**Ronald J. Sepanik,**  
Director, Housing and  
Demographic Analysis  
Division



## Availability of Data Via Electronic Media

---

In addition to the data shown in this report, users may access a wealth of information based on the American Housing Survey (AHS), by way of the Internet. Through the AHS Web site, data charts are available for users to view the results from the 1993, 1995, and 1997 AHS National surveys. The AHS Web site also offers users the opportunity to download National microdata between the years 1993-95, by using the Data Extraction System, as well as offering 1997 and 1999 microdata, by using Ferret. A listing of books containing all National and Metropolitan publications dating back to 1993 is available through the Portable Document Format (PDF), within the AHS Web site.

This information can be accessed through the *Census Bureau's homepage at:*

**[www.census.gov](http://www.census.gov)**

*or, directly, at:*

**[www.census.gov/hhes/www/ahs.html](http://www.census.gov/hhes/www/ahs.html)**

Facsimiles of these Internet pages are shown on the following page of this report.

Users may send requests for data or questions regarding the data via e-mail to the *Housing and Household Economics Statistics Division of the Census Bureau at:*

**[www.ahsn@census.gov](mailto:www.ahsn@census.gov)**

Data users may find similar information concerning the AHS, through the *HUDUSER Web site at:*

**[www.huduser.gov](http://www.huduser.gov)**

## Comments From Data Users

---

We, at the American Housing Survey Branch, would like any questions or comments that you might have about this report and welcome your recommendations for improving the usefulness of our products. If you would like to do so,

*please write to:*

Jane M. Kneessi  
Chief, American Housing Survey Branch  
Housing and Household Economic Statistics Division  
U.S. Census Bureau  
Washington DC 20233-8500

*or electronically to:*

**[jane.m.kneessi@census.gov](mailto:jane.m.kneessi@census.gov)**

## Home Page (<http://www.census.gov>)

### U.S. Census Bureau

United States Department of Commerce



|  |                  |   |
|--|------------------|---|
| <b>Subjects A to Z</b><br>ABCDEFGHI<br>JKLMNOPQ<br>RSTUVWXYZ<br><b>Search</b><br><b>Catalog</b><br><b>Access Tools</b><br><b>Jobs@Census</b><br><b>About the Bureau</b><br><b>Related Sites</b><br><b>American FactFinder</b><br><b>Publications (PDF)</b> | <b>People</b>    | <a href="#">Census 2000</a> · <a href="#">Estimates</a> · <a href="#">Projections</a> · <a href="#">Housing</a> · <a href="#">Income</a> · <a href="#">International</a> · <a href="#">Poverty</a> · <a href="#">Genealogy</a> · <a href="#">More</a> |
|  | <b>Business</b>  | <a href="#">1997 Economic Census</a> · <a href="#">NAICS</a> · <a href="#">Economic Surveys</a> · <a href="#">Foreign Trade</a> · <a href="#">Government</a> · <a href="#">More</a>   |
|  | <b>Geography</b> | <a href="#">Create maps</a> · <a href="#">TIGER</a> · <a href="#">Gazetteer</a> · <a href="#">More</a>  |
|  | <b>News</b>      | <a href="#">Releases</a> · <a href="#">Minority Links</a> · <a href="#">New on site</a> · <a href="#">Contacts</a> · <a href="#">More</a>   |
|  | <b>Topics</b>    | <a href="#">Conversations with America</a> · <a href="#">FedStats</a> · <a href="#">American Community Survey</a>   |



#### Population Clocks

U.S. 273,339,729  
World 6,007,880,321  
08:44 EDT Aug 25, 1999

#### State & County QuickFacts

Select a State

**Go!**

#### Latest Economic Indicators



USCENSUSBUREAU  
Helping You Make Informed Decisions

[Accessibility](#) | [Privacy](#) | [Quality](#) | [Confidentiality](#) | [About our new look](#)

## American Housing Survey Page (<http://www.census.gov/hhes/www/ahs.html>)

### U.S. Census Bureau

|                                 |                         |                          |                            |                      |
|---------------------------------|-------------------------|--------------------------|----------------------------|----------------------|
| <a href="#">People</a>          | <a href="#">Housing</a> | <a href="#">Business</a> | <a href="#">Geography</a>  | <a href="#">News</a> |
| <a href="#">Subjects A to Z</a> | <a href="#">Search</a>  | <a href="#">Catalog</a>  | <a href="#">Data Tools</a> | <a href="#">Home</a> |

**American Housing Survey**
**AHS**

|                                    |                               |  |
|------------------------------------|-------------------------------|--|
| <b>AHS Overview</b>                | <b>Data Access</b>            | <b>Contents</b>                        |
| <b>Publications &amp; Analysis</b> | <b>Methodology</b>            | <b>Data Application/Specifications</b> |
| <b>Frequently Asked Questions</b>  | <b>History &amp; Concepts</b> | <b>What's New</b>                      |
| <b>Links</b>                       |                               | <b>Search</b>                          |

- [AHS Overview](#)
- [Contents](#)
- [Data Access](#)
- [History & Concepts](#)
- [Methodology](#)
- [Publications & Analysis](#)
- [Search](#)
- [Links](#)
- [Frequently Asked Questions](#)
- [What's New](#)
- [Data Applications/Specifications](#)

Contact the AHS staff at (301) 457-3235 or e-mail to [ahsm@census.gov](mailto:ahsm@census.gov) for further information on the American Housing Survey.

## CONTENTS

|                                    |      |
|------------------------------------|------|
| Major Changes This Year .....      | iv   |
| Explanations and Cautions .....    | v    |
| Dates of AHS Metropolitan Surveys: |      |
| 1974 to 1999 .....                 | viii |
| Figures .....                      | x    |
| Acronyms .....                     | xii  |

| <b>Total Inventory and Vacant Units</b>   | All housing | Central cities | Suburbs | Outside MSAs |
|---|-------------|----------------|---------|--------------|
| 1. Introductory Characteristics .....     | 1A-1        | 1B-1           | 1C-1    | 1D-1         |
| 2. Height and Condition of Building ..... | 1A-2        | 1B-2           | 1C-2    | 1D-2         |
| 3. Size of Unit and Lot .....             | 1A-3        | 1B-3           | 1C-3    | 1D-3         |
| 4. Selected Equipment and Plumbing .....  | 1A-4        | 1B-4           | 1C-4    | 1D-4         |
| 5. Fuels .....                            | 1A-5        | 1B-5           | 1C-5    | 1D-5         |
| 6. Housing and Neighborhood Quality ..... | 1A-6        | 1B-6           | 1C-6    | 1D-6         |
| 7. Financial Characteristics .....        | 1A-7        | 1B-7           | 1C-7    | 1D-7         |

| <b>Occupied Units</b> | Total occupied | Owner occupied | Renter occupied | Black householder | Hispanic householder | Elderly householder |
|-----------------------|----------------|----------------|-----------------|-------------------|----------------------|---------------------|
|-----------------------|----------------|----------------|-----------------|-------------------|----------------------|---------------------|

### Tables with standard column headings

|  |      |      |      |      |      |      |
|--|------|------|------|------|------|------|
| <b>1. Introductory Characteristics</b> .....                       | 2-1  | 3-1  | 4-1  | 5-1  | 6-1  | 7-1  |
| <b>2. Height and Condition of Building</b> .....                   | 2-2  | 3-2  | 4-2  | 5-2  | 6-2  | 7-2  |
| <b>3. Size of Unit and Lot</b> .....                               | 2-3  | 3-3  | 4-3  | 5-3  | 6-3  | 7-3  |
| <b>4. Selected Equipment and Plumbing</b> .....                    | 2-4  | 3-4  | 4-4  | 5-4  | 6-4  | 7-4  |
| <b>5. Fuels</b> .....  | 2-5  | 3-5  | 4-5  | 5-5  | 6-5  | 7-5  |
| <b>6. Failures in Equipment</b> .....                              | 2-6  | 3-6  | 4-6  | 5-6  | 6-6  | 7-6  |
| <b>7. Additional Indicators of Housing Quality</b> .....           | 2-7  | 3-7  | 4-7  | 5-7  | 6-7  | 7-7  |
| <b>8. Neighborhood</b> .....                                       | 2-8  | 3-8  | 4-8  | 5-8  | 6-8  | 7-8  |
| <b>9. Household Composition</b> .....                              | 2-9  | 3-9  | 4-9  | 5-9  | 6-9  | 7-9  |
| <b>10. Previous Unit of Recent Movers</b> .....                    | 2-10 | 3-10 | 4-10 | 5-10 | 6-10 | 7-10 |
| <b>11. Reasons for Move and Choice of Current Residence</b> .....  | 2-11 | 3-11 | 4-11 | 5-11 | 6-11 | 7-11 |
| <b>12. Income Characteristics</b> .....                            | 2-12 | 3-12 | 4-12 | 5-12 | 6-12 | 7-12 |
| <b>13. Selected Housing Costs</b> .....                            | 2-13 | 3-13 | 4-13 | 5-13 | 6-13 | 7-13 |
| <b>14. Value, Purchase Price, and Source of Down Payment</b> ..... | *    | 3-14 | *    | 5-14 | 6-14 | 7-14 |
| <b>15. Mortgage Characteristics</b> .....                          | *    | 3-15 | *    | 5-15 | 6-15 | 7-15 |

### Tables with specialized column headings

|   |      |      |      |      |      |      |
|---|------|------|------|------|------|------|
| <b>17. Rooms in Unit by Household and Unit Size, Income, and Costs</b> .....            | 2-17 | 3-17 | 4-17 | 5-17 | 6-17 | 7-17 |
| <b>18. Square Footage by Household and Unit Size, Income, and Costs</b> .....           | 2-18 | 3-18 | 4-18 | 5-18 | 6-18 | 7-18 |
| <b>19. Detailed Tenure by Financial Characteristics</b> .....                           | 2-19 | 3-19 | 4-19 | 5-19 | 6-19 | 7-19 |
| <b>20. Income of Families and Primary Individuals by Selected Characteristics</b> ..... | 2-20 | 3-20 | 4-20 | 5-20 | 6-20 | 7-20 |
| <b>21. Housing Costs by Selected Characteristics</b> .....                              | 2-21 | 3-21 | 4-21 | 5-21 | 6-21 | 7-21 |
| <b>22. Value by Selected Characteristics</b> .....                                      | *    | 3-22 | *    | 5-22 | 6-22 | 7-22 |
| <b>23. Type of Structure and Heating Degree Days by Cost of Utilities</b> .....         | 2-23 | 3-23 | 4-23 | 5-23 | 6-23 | 7-23 |
| <b>24. Journey to Work</b> .....  | 2-24 | 3-24 | 4-24 | 5-24 | 6-24 | 7-24 |
| <b>25. Units in Structure by Selected Characteristics</b> .....                         | 2-25 | 3-25 | 4-25 | 5-25 | 6-25 | 7-25 |

### Appendixes

|   |         |
|---|---------|
| A. Definitions .....                              | A-1     |
| B. Metropolitan and National Sample Designs ..... | B-1     |
| C. Historical Changes .....                       | C-1     |
| D. Errors .....                                   | D-1     |
| Index for Table Numbers and Appendixes .....      | Index-1 |

\* Table not shown, it only applies to owner-occupied units.

# Major Changes This Year

(For additional details as well as previous years' changes, see Appendix C)

---

**Dependent interviewing**—Dependent interviewing was greatly expanded in 1999. For a discussion of dependent interviewing and a list of data items affected, see the same topic in Appendix C.

**Income**—Income was collected for all people in the household 16 years and older. In previous surveys, income was collected for all household members 14 years and older.

**Items dropped**—Three items were dropped in the 1999 survey: adequate inside maintenance, buildings and grounds properly maintained, and reverse mortgages.

**Lodgers**—Lodger questions were no longer asked of adult relatives. In addition, the age cutoff was changed from 14 years or older to 16 years or older.

**Main house heating fuel**—A correction was made for vacant housing units to the item “Main house heating fuel.” See same topic in Appendix C.

**New items**—A number of new items were introduced in the 1999 survey. For detailed definitions of these items, see Appendix A. The items are: renter maintenance quality, building and ground maintenance, building neighbor noise, bodies of water within 300 feet, reason extra unit owned, location of extra unit, nights owner spent at extra unit, and nights owner rented extra unit.

**Other housing costs per month**—Several processing errors were discovered and corrected for the category “homeowner association fee paid.” The 1997 and 1998 data for this category are incorrect. The 1999 data are correct.

**Public Elementary Schools**—In 1998 and earlier years, the question on type of school attended was asked of

households with children ages 4 to 16. In 1999, the question was asked of households with children ages 5 to 15. The answer category “does not attend school” was replaced with “schooled at home.” However, instructions to the field representative defined both answer categories as the same, meaning children who did not attend school were counted in the “schooled at home” category.

**Rent reductions**—The item “Rent reductions” is tabulated differently from how it was in earlier years. See same topic in Appendix C.

**Rooms in unit**—In 1999, the collection of room counts by floor was eliminated. Room counts of each type were collected for the housing units as a whole. Also, a probe was modified to ensure that one-room units were not underreported. These changes resulted in higher estimates of one-room units and units with no bedrooms. For a complete discussion of the 1999 procedural change, see same topic in Appendix C.

**Rooms used for business**—As a result of a data collection error, data for this item in 1997 and 1998 were not published. In 1999, the previously suppressed items were corrected and published.

**Year householder moved into unit**—In 1999, a change was made in the way these data were processed. The change allows the year the householder moved in to be earlier than the year the structure was built for mobile homes. The change was made in order to accommodate mobile home householders who purchased a new mobile home but were still living on the same site, making the year their structure was built later than the year they moved in.



# Explanations and Cautions

## EXPLANATIONS

**Survey authority and confidentiality.** The U.S. Census Bureau conducts the American Housing Survey (AHS) to obtain up-to-date housing statistics for the Department of Housing and Urban Development (HUD). Title 12, Sections 1701Z-1 and 1701Z-2g of the U.S. Code authorize the Secretary of HUD to collect data from public and private agencies and protect the confidentiality of the data. Title 12, Section 1701Z-10 mandates the collection of the data for the AHS. The guarantee of confidentiality made to respondents is provided by the Census Bureau. Title 13, Section 9a, of the U.S. Code provides that all information that would permit identification of individuals will be held in strict confidence. Such information may be seen only by sworn Census Bureau employees and may be used only for statistical purposes. Section 214 of Title 13 sets penalties for disclosing confidential information. Unauthorized disclosure of individual information by a sworn Census Bureau employee is punishable by a fine of up to \$5,000 or imprisonment of up to 5 years, or both. The Census Bureau is authorized under Title 31, Section 1535 of the U.S. Code, to perform special work or services for other Federal agencies.

**Contents of book.** This book presents data on apartments; single-family homes; mobile homes; vacant housing units; age, sex, and race of householders; income; housing and neighborhood quality; housing costs; equipment and fuels; and size of the housing units. The book also presents data on mortgages, rent control, rent subsidies, previous unit of recent movers, and reasons for moving.

**Scope of the survey.** The AHS is conducted by field representatives who obtain information from occupants of homes. They get information on vacant homes from informed people such as landlords, rental agents, or knowledgeable neighbors. The time periods involved varied among the metropolitan areas, although the majority of the interviewing occurred in the second half of the year. The 1999 national survey is a sample of about 58,400 interviews conducted every other year. From 1973, when it started, to 1981, the AHS collected national data every year, instead of every other year, and was called the Annual Housing Survey.

## CAUTIONS

**Sampling and nonsampling errors.** The numbers in this book have errors from sampling and other causes (incomplete data, wrong answers, etc.).

Table A. 1999 AHS-N Errors From Sampling

| When the AHS gives one of the following numbers | The chances are 90 percent that the actual value is inside the range of plus or minus |
|---|---|
| 0 .....   | 10,000  |
| 10,000 .....                                    | 11,000  |
| 100,000 .....                                   | 36,000  |
| 1,000,000 .....                                 | 112,000   |
| 2,500,000 .....                                 | 177,000   |
| 5,000,000 .....                                 | 247,000   |
| 10,000,000 .....                                | 341,000   |
| 25,000,000 .....                                | 500,000   |
| 50,000,000 .....                                | 601,000   |
| 75,000,000 .....                                | 580,000   |
| 100,000,000 .....                               | 415,000   |
| 115,000,000 .....                               | 88,000  |

Source: These errors were computed based on a formula in Table Y with high error. This table represents a conservative example.

Table A shows the magnitude of these errors from sampling. Nonsampling errors can be even bigger.

As an example of how to use Table A, suppose this book shows 1,000,000 homes of a certain type. The table shows the range of error is 112,000 homes. This means that there is a 90-percent likelihood that the true value is between 888,000 and 1,112,000 homes of this type. More precision cannot be obtained from this survey because the sample size is not larger.

Appendix D gives more detailed formulas to calculate errors for a wide range of items. Appendix D also gives some estimates of nonsampling errors.

**Undercoverage and nonresponse.** Each home in the AHS sample represents a large number of other homes. However, because of incomplete sampling lists (i.e., undercoverage) and nonresponse, the homes in the survey do not represent all homes in the country. Therefore, the raw numbers from the survey are raised proportionally so that the published numbers match independent estimates of the total number of homes. These independent estimates are based on the 1990 Census of Population and Housing, plus changes since then. Housing unit undercoverage and household nonresponse is about 7 percent. Compared to the level derived from the adjusted 1990 decennial census counts, housing unit undercoverage alone is about 1.9 percent.

The weighting procedures used for AHS-National partially correct for the bias due to nonresponse and housing unit undercoverage, but not for within-household undercoverage. The procedures assume the housing units

---

missed by the survey are like those included, which is not entirely accurate. Housing unit undercoverage varies by age, ethnicity, and race of householder, and type of household. For some groups, such as Blacks, the undercoverage is at least 9 percent. Some AHS-National estimates are affected by missed persons within sample households. These are persons per room, square feet per person, some household composition items (for example, persons per household), and income characteristics. We do not know the effect of this within-household undercoverage on these characteristics. Appendix D shows how complete the answers were for each question, before adjustments. Appendix B explains how the numbers were proportionally adjusted.

**Income and poverty.** Historically, the AHS underestimates income and overestimates poverty when compared to the Current Population Survey (CPS). The AHS mentions fewer sources of income than the March CPS. The poverty data in the AHS are not published as an official count of households in poverty, but to show the housing characteristics of low-income households. For a discussion of income and poverty, see Appendix C.

A detailed discussion of AHS income data is presented in the Census Bureau memorandum for the record, "Comparison of 1989 AHS and CPS Income Reporting." The

memorandum for the record, "AHS Poverty Data, 1985 to 1993," presents a detailed discussion of AHS poverty data. Copies of both memoranda can be obtained by writing to the Housing and Household Economic Statistics Division (HHES), at the address given in Table B.

## **DATA AVAILABILITY**

The AHS data are presented nationally as well as for major selected metropolitan areas (see Table B). Table B shows the sources for obtaining AHS data, the product available, and the pricing for each product. Each source or organization sets its own charges, so prices may vary among the sources. For the data user whose needs are not met by the book tabulations (printed books), microdata are available on tapes through 1995 and on CD-ROMs so that data can be tabulated in any way desired. Microdata are also available on the Internet for 1997 and beyond. National data tables are on the Internet for 1993 and beyond. Contact HHES for more details. To protect the confidentiality of the respondent, names, addresses, and areas smaller than 100,000 people are not identified. The sample design generally will not support analysis for areas smaller than those shown in the books.

Table B. Sources for American Housing Survey Data

| Source  | Telephone  | Books  | Microdata  |
|---|--|--|--|
| HUD USER<br>Box 6091<br>Rockville, MD 20850   | 800-245-2691<br>301-519-5154<br>TDD 800-483-2209<br>Fax 301-519-5767   | National and Metropolitan<br>\$5   | National and Metropolitan<br>CD-ROMs \$50<br>1997 CD-ROM \$15  |
| Customer Services<br>U.S. Census Bureau<br>Washington, DC 20233   | 301-457-4100<br>TDD 301-457-4714, general<br>information<br>Fax 1-888-249-7295, toll free<br>Fax 301-457-3842, orders only | Metropolitan<br>\$10-\$20  | National and Metropolitan<br>Tapes (back to late 1970s) \$175<br>CD-ROMs \$50<br>1997 CD-ROM \$15            |
| Superintendent of Documents <sup>1</sup><br>Washington, DC 20402-9326   | 202-512-1800<br>Fax 202-512-2250   | National<br>\$20-\$51  |  |
| Housing and Household Economic<br>Statistics Division (HHES)<br>U.S. Census Bureau<br>Washington, DC 20233-8500   | 301-457-3235<br>Fax 301-457-3277   | Analytical reports<br>H121, H123<br>\$2-\$10                                     |  |
| National Archives   | 301-713-6630   |  | National and Metropolitan<br>Tapes (1974-1988)<br>\$90 for first tape;<br>\$24.50 each, for additional tapes |
| Internet: (Type address in lower case.)<br><br>Electronic Subscription Service:<br><a href="http://www.census.gov/mp/www/index2.html">www.census.gov/mp/www/index2.html</a> |  | National, Metropolitan<br>Analytical<br>All reports published since 1996<br>Free |  |
| American Housing Survey Home Page:<br><a href="http://www.census.gov/hhes/www/ahs.html">www.census.gov/hhes/www/ahs.html</a>  |  |  | 1993, 1995 National<br>Free  |
| HUD USER Home Page:<br><a href="http://www.huduser.org">www.huduser.org</a>   |  |  | 1995 and later National and<br>Metropolitan<br>Free  |

<sup>1</sup>Ask for U.S. Census Bureau series H150 and H151. Depository libraries may order Superintendent of Documents prefix C3.215. Libraries often keep national books in a special catalog and section for U.S. Government documents. Metropolitan reports may be located in the general catalog, since these are not published by the Superintendent of Documents.

# Dates of AHS Metropolitan Surveys: 1974 to 1999

(A book for each survey is published about 12 months later)

| Area  | 1998-1999 | 1995-1997* | 1992-1994 | 1988-1991 | 1984-1987 | 1981-1983 | 1980 | 1977-1979 | 1974-1976 |
|---|-----------|------------|-----------|-----------|-----------|-----------|------|-----------|-----------|
| Albany-Schenectady-Troy, NY**               |           |            |           |           |           |           | 80   | 77        | 74        |
| Allentown-Bethlehem-Easton, PA-NJ**         |           |            |           |           |           |           | 80   |           | 76        |
| Anaheim-Santa Ana, CA PMSA**                |           |            | 94        | 90        | 86        | 81        |      | 77        | 74        |
| Atlanta, GA MSA                             |           | 96         |           | 91        | 87        | 82        |      | 78        | 75        |
| Baltimore, MD MSA                           | 98        |            |           | 91        | 87        | 83        |      | 79        | 76        |
| Birmingham, AL MSA                          | 98        |            | 92        | 88        | 84        |           | 80   |           | 76        |
| Boston, MA-NH CMSA                          | 98        |            | 93        | 89        | 85        | 81        |      | 77        | 74        |
| Buffalo, NY CMSA**                          |           |            | 94        | 88        | 84        |           |      | 79        | 76        |
| Charlotte, NC-SC MSA                        |           | 95         |           |           |           |           |      |           |           |
| Chicago, IL PMSA                            | 99        | 95         |           | 91        | 87        | 83        |      | 79        | 75        |
| Cincinnati, OH-KY-IN PMSA**                 | 98        |            |           | 90        | 86        | 82        |      | 78        | 75        |
| Cleveland, OH PMSA**                        |           | 96         | 92        | 88        | 84        |           |      | 79        | 76        |
| Colorado Springs, CO**                      |           |            |           |           |           |           |      | 78        | 75        |
| Columbus, OH MSA                            |           | 95         |           | 91        | 87        | 82        |      | 78        | 75        |
| Dallas, TX PMSA**                           |           |            | 94        | 89        | 85        | 81        |      | 77        | 74        |
| Denver, CO MSA                              |           | 95         |           | 90        | 86        | 83        |      | 79        | 76        |
| Detroit, MI PMSA                            | 99        | 95         | 93        | 89        | 85        | 81        |      | 77        | 74        |
| Fort Worth-Arlington, TX PMSA               |           |            | 94        | 89        | 85        | 81        |      | 77        | 74        |
| Grand Rapids, MI**                          |           |            |           |           |           |           | 80   |           | 76        |
| Hartford, CT MSA                            |           | 96         |           | 91        | 87        | 83        |      | 79        | 75        |
| Honolulu, HI**                              |           |            |           |           |           | 83        |      | 79        | 76        |
| Houston, TX (new sample in 1987) PMSAs      | 98        |            |           | 91        | 87        | 83        |      | 79        | 76        |
| Indianapolis, IN MSA**                      |           | 96         | 92        | 88        | 84        |           | 80   |           | 76        |
| Kansas City, MO-KS MSA                      |           | 95         |           | 90        | 86        | 82        |      | 78        | 75        |
| Las Vegas, NV**                             |           |            |           |           |           |           |      | 79        | 76        |
| Los Angeles-Long Beach, CA PMSA**           | 99        | 95         |           | 89        | 85        |           | 80   | 77        | 74        |
| Louisville, KY-IN**                         |           |            |           |           |           | 83        | 80   |           | 76        |
| Madison, WI**                               |           |            |           |           |           | 81        |      | 77        | 75        |
| Memphis, TN-AR-MS MSA                       |           | 96         | 92        | 88        | 84        |           | 80   | 77        | 74        |
| Miami-Ft. Lauderdale, FL CMSA               |           | 95         |           | 90        | 86        | 83        |      | 79        | 75        |
| Milwaukee, WI PMSA**                        |           |            | 94        | 88        | 84        |           |      | 79        | 75        |
| Minneapolis-St. Paul, MN-WI MSA             | 98        |            | 93        | 89        | 85        | 81        |      | 77        | 74        |
| New Orleans, LA MSA                         |           | 95         |           | 90        | 86        | 82        |      | 78        | 75        |
| New York-Nassau-Suffolk-Orange, NY PMSAs    | 99        | 95         |           | 91        | 87        | 83        | 80   |           | 76        |
| Newark, NJ (now covered by Northern NJ)**   |           |            |           |           |           | 81        |      | 77        | 74        |
| Norfolk-Virginia Beach-Newport News, VA MSA |           |            | 92        | 88        | 84        |           |      | 78        | 75        |

(A book for each survey is published about 12 months later)

| Area  | 1998-1999 | 1995-1997* | 1992-1994 | 1988-1991 | 1984-1987 | 1981-1983 | 1980 | 1977-1979 | 1974-1976 |
|---|-----------|------------|-----------|-----------|-----------|-----------|------|-----------|-----------|
| Norfolk-Virginia Beach-Newport News, VA-NC                  | 98        |            |           |           |           |           |      |           |           |
| Northern NJ PMSAs   | 99        | 95         |           | 91        | 87        |           |      |           |           |
| Oakland, CA PMSA***   | 98        |            |           |           |           |           |      |           |           |
| Oklahoma City, OK MSA                                       |           | 96         | 92        | 88        | 84        |           | 80   |           | 76        |
| Omaha, NE-IA**  |           |            |           |           |           |           |      | 79        | 76        |
| Orlando, FL**   |           |            |           |           |           | 81        |      | 77        | 74        |
| Paterson-Clifton-Passaic, NJ (now covered by Northern NJ)** |           |            |           |           |           | 82        |      | 78        | 75        |
| Philadelphia, PA-NJ PMSA**                                  | 99        | 95         |           | 89        | 85        | 82        |      | 78        | 75        |
| Phoenix, AZ MSA**   |           |            | 94        | 89        | 85        | 81        |      | 77        | 74        |
| Pittsburgh, PA MSA  |           | 95         |           | 90        | 86        | 81        |      | 77        | 74        |
| Portland, OR-WA PMSA  |           | 95         |           | 90        | 86        | 83        |      | 79        | 75        |
| Providence-Pawtucket-Warwick, RI-MA PMSAs                   | 98        |            | 92        | 88        | 84        |           | 80   |           | 76        |
| Raleigh, NC**   |           |            |           |           |           |           |      | 79        | 76        |
| Riverside-San Bernardino-Ontario, CA PMSA**                 |           |            | 94        | 90        | 86        | 82        |      | 78        | 75        |
| Rochester, NY MSA   | 98        |            |           | 90        | 86        | 82        |      | 78        | 75        |
| Sacramento, CA PMSA   |           | 96         |           |           |           | 83        | 80   |           | 76        |
| Saginaw, MI**   |           |            |           |           |           |           | 80   | 77        | 74        |
| St. Louis, MO-IL MSA  |           | 96         |           | 91        | 87        | 83        | 80   |           | 76        |
| Salt Lake City, UT MSA                                      | 98        |            | 92        | 88        | 84        |           | 80   | 77        | 74        |
| San Antonio, TX MSA   |           | 95         |           | 90        | 86        | 82        |      | 78        | 75        |
| San Diego, CA MSA**   |           |            | 94        | 91        | 87        | 82        |      | 78        | 75        |
| San Francisco, CA PMSA***                                   | 98        |            |           |           |           |           |      |           |           |
| San Francisco-Oakland, CA PMSAs                             |           |            | 93        | 89        | 85        | 82        |      | 78        | 75        |
| San Jose, CA PMSA   | 98        |            | 93        | 88        | 84        |           |      |           |           |
| Seattle-Everett, WA PMSA                                    |           | 96         |           |           |           | 83        |      | 79        | 76        |
| Seattle-Tacoma, WA  |           |            |           | 91        | 87        |           |      |           |           |
| Spokane, WA   |           |            |           |           |           | 81        |      | 77        | 74        |
| Springfield-Chicopee-Holyoke, MA-CT**                       |           |            |           |           |           |           |      | 78        | 75        |
| Tacoma, WA**  |           |            |           |           |           | 81        |      | 77        | 74        |
| Tampa-St. Petersburg, FL MSA                                | 98        |            | 93        | 89        | 85        |           |      |           |           |
| Washington, DC-MD-VA MSA                                    | 98        |            | 93        | 89        | 85        | 81        |      | 77        | 74        |
| Wichita, KS**   |           |            |           |           |           | 81        |      | 77        | 74        |

\* No areas surveyed for 1997.

\*\* Same area since beginning. All other areas change boundaries over time; see map or list of counties in each report.

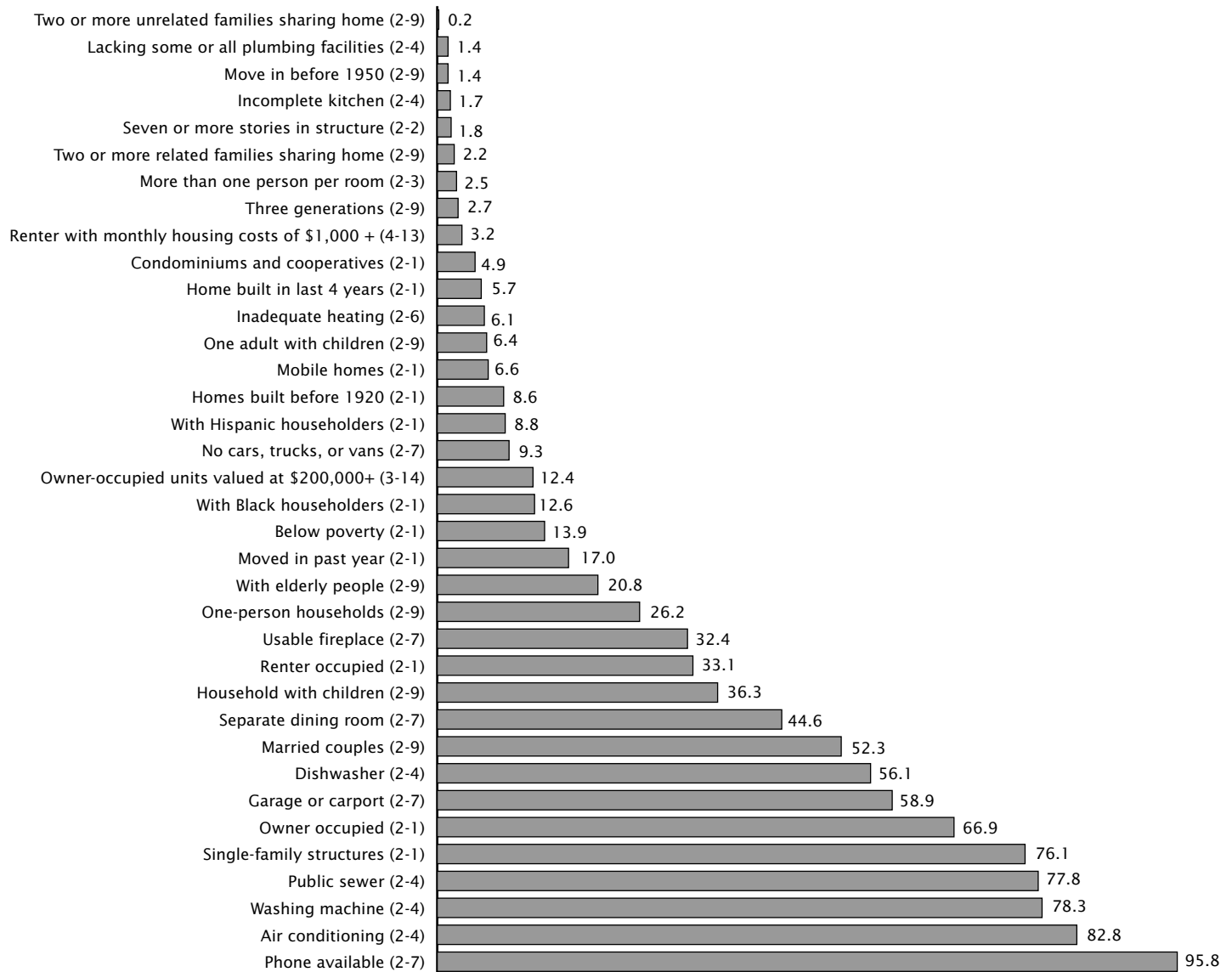
\*\*\* Formerly with San Francisco-Oakland, CA PMSAs.  
Not applicable.

Figures 1, 2, and 3, illustrate some of the more significant findings from the 1999 American Housing Survey.

Figure 1.

### Selected Features of Occupied Homes: 1999

(Percent of occupied units. The numbers in parentheses show table numbers where more data are available)

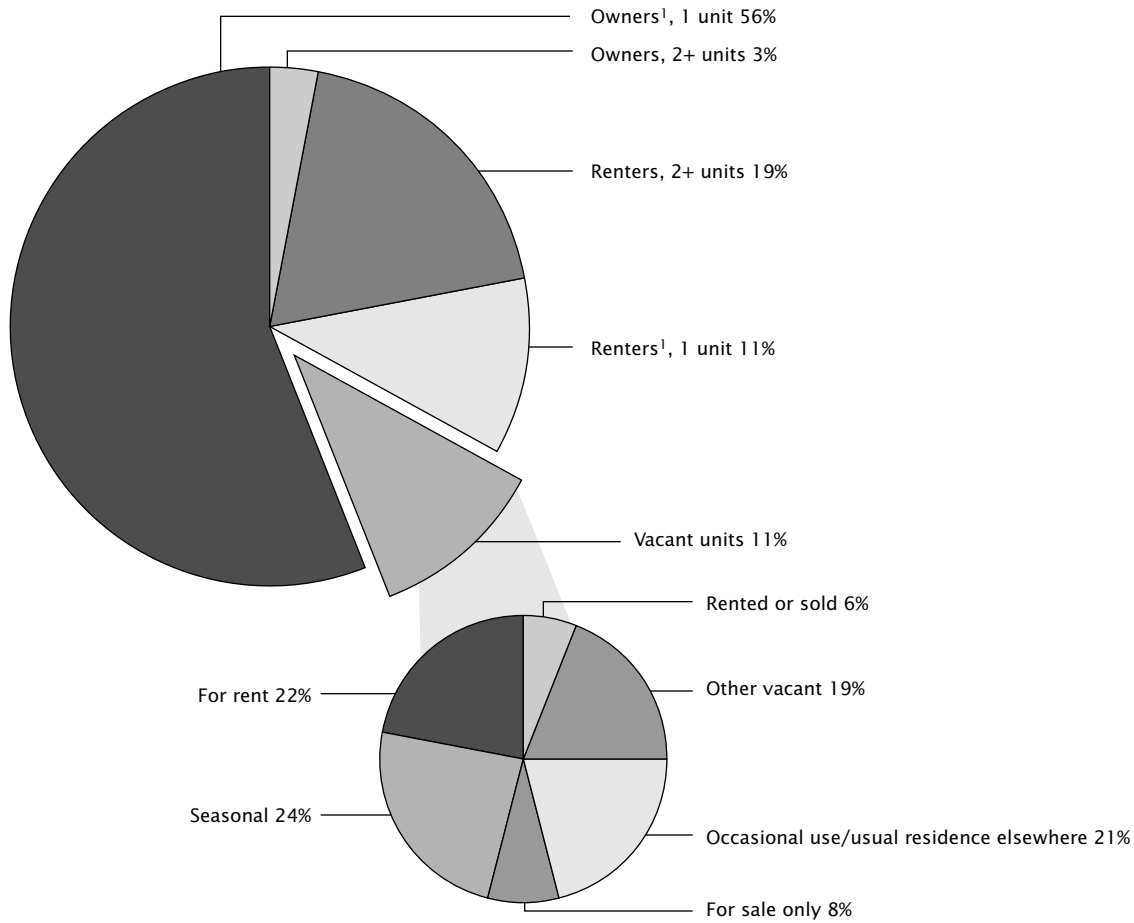


Source: U.S. Census Bureau, American Housing Survey (U.S.), 1999.

Figure 2.

**Occupancy and Units in Building: 1999**

(Total housing units from Table 1A-1)



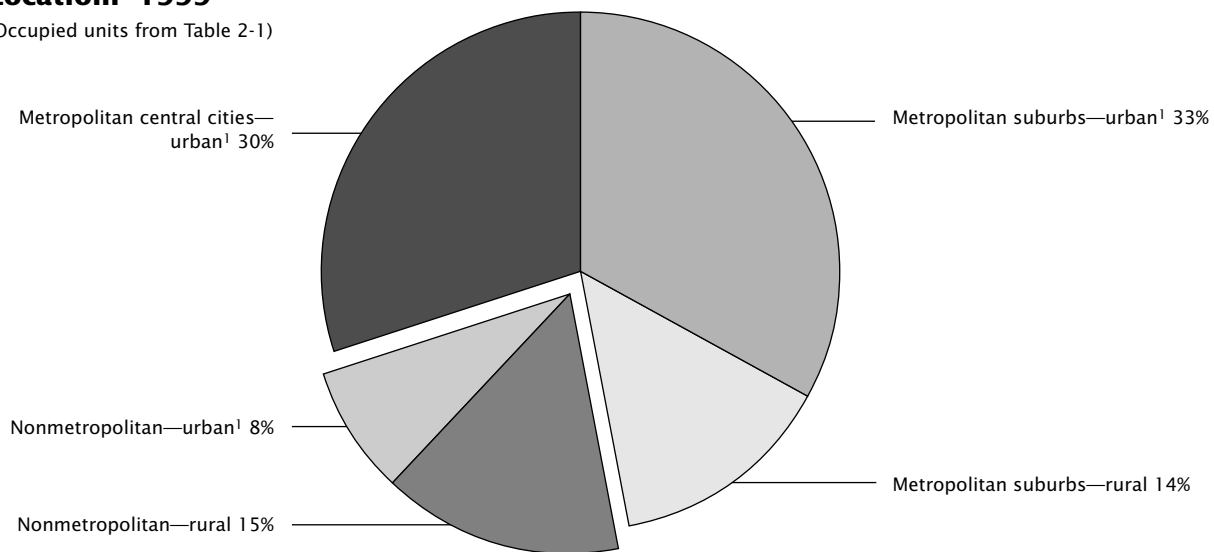
<sup>1</sup>Includes mobile homes.

Source: U.S. Census Bureau, American Housing Survey (U.S.), 1999.

Figure 3.

**Location: 1999**

(Occupied units from Table 2-1)



<sup>1</sup>Urban—includes central cities, cities, and towns of at least 2,500 people, and other areas with density of at least 1.6 people per acre next to central cities.

Source: U.S. Census Bureau, American Housing Survey (U.S.), 1999.

**Table 1A-1. Introductory Characteristics—All Housing Units**

[Numbers in thousands. Consistent with the 1990 Census. ... means not applicable or sample too small. — means zero or rounds to zero]

| Characteristics   | Total housing units | Seasonal     | Year-round     |                |               |               |              |                     |               |                |                    |              | New construction 4 years | Mobile homes |              |
|---|---------------------|--------------|----------------|----------------|---------------|---------------|--------------|---------------------|---------------|----------------|--------------------|--------------|--------------------------|--------------|--------------|
|   |                     |              | Occupied       |                |               | Vacant        |              |                     |               |                |                    |              |                          |              |              |
|   |                     |              | Total          | Owner          | Renter        | Total         | For rent     | Rental vacancy rate | For sale only | Rented or sold | Occasional use/URE | Other vacant |                          |              |              |
| <b>Total</b> .....                                      | <b>115 253</b>      | <b>2 961</b> | <b>112 292</b> | <b>102 803</b> | <b>68 796</b> | <b>34 007</b> | <b>9 489</b> | <b>2 719</b>        | <b>7.3</b>    | <b>971</b>     | <b>773</b>         | <b>2 648</b> | <b>2 378</b>             | <b>6 715</b> | <b>8 433</b> |
| <b>Units in Structure</b>                               |                     |              |                |                |               |               |              |                     |               |                |                    |              |                          |              |              |
| 1, detached.....  | 70 355              | 1 754        | 68 600         | 64 536         | 56 471        | 8 065         | 4 064        | 481                 | 5.6           | 670            | 367                | 1 257        | 1 290                    | 3 639        | ...          |
| 1, attached.....  | 8 027               | 199          | 7 827          | 6 963          | 3 499         | 3 465         | 864          | 269                 | 7.2           | 79             | 66                 | 257          | 193                      | 555          | ...          |
| 2 to 4.....   | 9 896               | 94           | 9 802          | 8 572          | 1 466         | 7 105         | 1 230        | 594                 | 7.6           | 39             | 92                 | 179          | 325                      | 188          | ...          |
| 5 to 9.....   | 5 578               | 45           | 5 533          | 4 847          | 469           | 4 378         | 686          | 371                 | 7.8           | 16             | 42                 | 148          | 109                      | 259          | ...          |
| 10 to 19.....   | 5 130               | 46           | 5 084          | 4 416          | 357           | 4 059         | 668          | 377                 | 8.4           | 16             | 74                 | 155          | 46                       | 308          | ...          |
| 20 to 49.....   | 3 919               | 70           | 3 848          | 3 343          | 341           | 3 002         | 505          | 278                 | 8.4           | 8              | 48                 | 126          | 45                       | 249          | ...          |
| 50 or more.....   | 3 916               | 103          | 3 813          | 3 341          | 544           | 2 797         | 472          | 214                 | 7.1           | 16             | 26                 | 178          | 38                       | 112          | ...          |
| Mobile home or trailer.....                             | 8 433               | 649          | 7 784          | 6 785          | 5 649         | 1 136         | 999          | 135                 | 10.5          | 127            | 58                 | 349          | 331                      | 1 404        | 8 433        |
| <b>Cooperatives and Condominiums</b>                    |                     |              |                |                |               |               |              |                     |               |                |                    |              |                          |              |              |
| Cooperatives.....                                       | 709                 | 45           | 665            | 588            | 366           | 222           | 77           | 11                  | 4.9           | 13             | 5                  | 35           | 12                       | 24           | 54           |
| Condominiums.....                                       | 5 614               | 341          | 5 273          | 4 438          | 3 029         | 1 409         | 836          | 117                 | 7.6           | 96             | 80                 | 444          | 99                       | 417          | 20           |
| <b>Year Structure Built<sup>1</sup></b>                 |                     |              |                |                |               |               |              |                     |               |                |                    |              |                          |              |              |
| 2000 to 2004.....                                       | —                   | —            | —              | —              | —             | —             | —            | —                   | —             | —              | —                  | —            | —                        | —            | —            |
| 1995 to 1999.....                                       | 8 360               | 170          | 8 190          | 7 402          | 6 040         | 1 363         | 788          | 220                 | 13.7          | 122            | 88                 | 233          | 125                      | 6 715        | 1 578        |
| 1990 to 1994.....                                       | 7 203               | 178          | 7 025          | 6 547          | 5 234         | 1 313         | 478          | 78                  | 5.6           | 60             | 62                 | 215          | 62                       | —            | 1 091        |
| 1985 to 1989.....                                       | 8 873               | 191          | 8 681          | 8 007          | 5 283         | 2 724         | 675          | 215                 | 7.2           | 88             | 56                 | 219          | 96                       | —            | 899          |
| 1980 to 1984.....                                       | 7 684               | 268          | 7 415          | 6 753          | 4 297         | 2 456         | 663          | 186                 | 7.0           | 83             | 41                 | 254          | 99                       | —            | 1 000        |
| 1975 to 1979.....                                       | 11 757              | 328          | 11 429         | 10 472         | 7 053         | 3 419         | 957          | 273                 | 7.3           | 90             | 96                 | 289          | 209                      | —            | 1 318        |
| 1970 to 1974.....                                       | 11 423              | 361          | 11 062         | 10 144         | 6 218         | 3 926         | 918          | 297                 | 7.0           | 80             | 72                 | 307          | 162                      | —            | 1 407        |
| 1960 to 1969.....                                       | 15 810              | 455          | 15 355         | 14 228         | 9 483         | 4 746         | 1 126        | 369                 | 7.2           | 94             | 88                 | 307          | 269                      | —            | 891          |
| 1950 to 1959.....                                       | 13 574              | 362          | 13 213         | 12 295         | 8 919         | 3 375         | 918          | 255                 | 7.0           | 103            | 76                 | 221          | 262                      | —            | 164          |
| 1940 to 1949.....                                       | 8 334               | 211          | 8 122          | 7 426          | 4 721         | 2 705         | 696          | 181                 | 6.2           | 59             | 50                 | 155          | 251                      | —            | 34           |
| 1930 to 1939.....                                       | 6 548               | 164          | 6 384          | 5 731          | 3 387         | 2 344         | 653          | 187                 | 7.3           | 62             | 42                 | 126          | 236                      | —            | 51           |
| 1920 to 1929.....                                       | 5 564               | 77           | 5 487          | 4 963          | 2 896         | 2 066         | 524          | 162                 | 7.2           | 53             | 29                 | 95           | 185                      | —            | —            |
| 1919 or earlier.....                                    | 10 124              | 195          | 9 929          | 8 835          | 5 264         | 3 571         | 1 094        | 296                 | 7.6           | 76             | 74                 | 226          | 422                      | —            | —            |
| <b>Median</b> .....                                     | <b>1969</b>         | <b>1970</b>  | <b>1968</b>    | <b>1969</b>    | <b>1970</b>   | <b>1966</b>   | <b>1968</b>  | <b>1968</b>         | <b>...</b>    | <b>1972</b>    | <b>1972</b>        | <b>1973</b>  | <b>1954</b>              | <b>...</b>   | <b>1982</b>  |
| <b>Suitability for Year-Round Use<sup>2</sup></b>       |                     |              |                |                |               |               |              |                     |               |                |                    |              |                          |              |              |
| Built and heated for year-round use.....                | 114 413             | 2 121        | 112 292        | 102 803        | 68 796        | 34 007        | 9 489        | 2 719               | 7.3           | 971            | 773                | 2 648        | 2 378                    | 6 697        | 8 271        |
| Not suitable.....                                       | 763                 | 763          | —              | —              | —             | —             | —            | —                   | —             | —              | —                  | —            | —                        | 18           | 152          |
| Not reported.....                                       | 76                  | 76           | —              | —              | —             | —             | —            | —                   | —             | —              | —                  | —            | —                        | —            | 10           |
| <b>Time Sharing</b>                                     |                     |              |                |                |               |               |              |                     |               |                |                    |              |                          |              |              |
| Vacant, including URE.....                              | ...                 | 2 961        | ...            | ...            | ...           | ...           | 9 489        | 2 719               | 90.0          | 971            | 773                | 2 648        | 2 378                    | 834          | 1 648        |
| Ownership time-shared.....                              | ...                 | 13           | ...            | ...            | ...           | ...           | 36           | 4                   | 100.0         | 2              | 2                  | 21           | 7                        | 2            | 2            |
| Not time-shared.....                                    | ...                 | 2 948        | ...            | ...            | ...           | ...           | 9 453        | 2 715               | 90.0          | 969            | 771                | 2 627        | 2 371                    | 832          | 1 646        |
| <b>Duration of Vacancy</b>                              |                     |              |                |                |               |               |              |                     |               |                |                    |              |                          |              |              |
| Vacant units.....                                       | ...                 | 2 277        | ...            | ...            | ...           | ...           | 8 367        | 2 719               | 90.3          | 971            | 773                | 1 526        | 2 378                    | 728          | 1 437        |
| Less than 1 month vacant.....                           | ...                 | 515          | ...            | ...            | ...           | ...           | 1 595        | 776                 | 87.0          | 114            | 219                | 275          | 210                      | 178          | 235          |
| 1 month up to 2 months.....                             | ...                 | 66           | ...            | ...            | ...           | ...           | 638          | 347                 | 89.4          | 76             | 77                 | 61           | 78                       | 39           | 48           |
| 2 months up to 6 months.....                            | ...                 | 422          | ...            | ...            | ...           | ...           | 1 581        | 616                 | 87.4          | 254            | 195                | 218          | 297                      | 152          | 301          |
| 6 months up to 1 year.....                              | ...                 | 161          | ...            | ...            | ...           | ...           | 748          | 191                 | 92.0          | 144            | 64                 | 147          | 202                      | 44           | 153          |
| 1 year up to 2 years.....                               | ...                 | 46           | ...            | ...            | ...           | ...           | 591          | 154                 | 95.9          | 61             | 32                 | 71           | 272                      | 23           | 82           |
| 2 years or more.....                                    | ...                 | 346          | ...            | ...            | ...           | ...           | 1 386        | 180                 | 97.6          | 113            | 72                 | 231          | 789                      | 11           | 221          |
| Never occupied.....                                     | ...                 | 161          | ...            | ...            | ...           | ...           | 226          | 47                  | 100.0         | 43             | 29                 | 71           | 97                       | 146          | 71           |
| Don't know.....   | ...                 | 560          | ...            | ...            | ...           | ...           | 1 602        | 408                 | 95.6          | 165            | 85                 | 452          | 492                      | 135          | 327          |
| <b>Last Used as a Permanent Residence</b>               |                     |              |                |                |               |               |              |                     |               |                |                    |              |                          |              |              |
| Vacant seasonal.....                                    | ...                 | 2 961        | ...            | ...            | ...           | ...           | ...          | ...                 | ...           | ...            | ...                | ...          | ...                      | 152          | 649          |
| Less than 1 month since occupied as permanent home..... | ...                 | 116          | ...            | ...            | ...           | ...           | ...          | ...                 | ...           | ...            | ...                | ...          | ...                      | 24           | 21           |
| 1 month up to 2 months.....                             | ...                 | 32           | ...            | ...            | ...           | ...           | ...          | ...                 | ...           | ...            | ...                | ...          | ...                      | —            | —            |
| 2 months up to 6 months.....                            | ...                 | 103          | ...            | ...            | ...           | ...           | ...          | ...                 | ...           | ...            | ...                | ...          | ...                      | 6            | 16           |
| 6 months up to 1 year.....                              | ...                 | 69           | ...            | ...            | ...           | ...           | ...          | ...                 | ...           | ...            | ...                | ...          | ...                      | 1            | 19           |
| 1 year up to 2 years.....                               | ...                 | 72           | ...            | ...            | ...           | ...           | ...          | ...                 | ...           | ...            | ...                | ...          | ...                      | —            | 24           |
| 2 years or more.....                                    | ...                 | 560          | ...            | ...            | ...           | ...           | ...          | ...                 | ...           | ...            | ...                | ...          | ...                      | —            | 96           |
| Never occupied as permanent home.....                   | ...                 | 1 397        | ...            | ...            | ...           | ...           | ...          | ...                 | ...           | ...            | ...                | ...          | ...                      | 98           | 256          |
| Don't know.....   | ...                 | 613          | ...            | ...            | ...           | ...           | ...          | ...                 | ...           | ...            | ...                | ...          | ...                      | 23           | 217          |
| Not reported.....                                       | ...                 | —            | ...            | ...            | ...           | ...           | ...          | ...                 | ...           | ...            | ...                | ...          | ...                      | —            | —            |
| <b>Metropolitan/Nonmetropolitan Areas</b>               |                     |              |                |                |               |               |              |                     |               |                |                    |              |                          |              |              |
| Inside metropolitan statistical areas.....              | 87 697              | 1 325        | 86 372         | 79 911         | 51 527        | 28 385        | 6 461        | 2 086               | 6.8           | 667            | 564                | 1 571        | 1 572                    | 4 868        | 4 120        |
| In central cities.....                                  | 34 456              | 199          | 34 257         | 31 131         | 15 512        | 15 619        | 3 126        | 1 239               | 7.3           | 232            | 191                | 639          | 825                      | 998          | 416          |
| Suburbs.....  | 53 241              | 1 126        | 52 115         | 48 780         | 36 015        | 12 766        | 3 335        | 847                 | 6.2           | 435            | 374                | 932          | 747                      | 3 870        | 3 704        |
| Outside metropolitan statistical areas.....             | 27 555              | 1 636        | 25 919         | 22 891         | 17 269        | 5 622         | 3 028        | 633                 | 10.0          | 304            | 209                | 1 077        | 806                      | 1 847        | 4 314        |
| <b>Regions</b>  |                     |              |                |                |               |               |              |                     |               |                |                    |              |                          |              |              |
| Northeast.....  | 22 016              | 635          | 21 380         | 19 958         | 12 644        | 7 314         | 1 422        | 409                 | 5.3           | 146            | 81                 | 399          | 387                      | 514          | 647          |
| Midwest.....  | 27 077              | 656          | 26 421         | 24 360         | 17 568        | 6 791         | 2 061        | 640                 | 8.5           | 211            | 253                | 463          | 494                      | 1 317        | 1 440        |
| South.....  | 41 819              | 1 120        | 40 698         | 36 389         | 25 180        | 11 209        | 4 309        | 1 179               | 9.5           | 425            | 226                | 1 277        | 1 203                    | 3 389        | 4 762        |
| West.....   | 24 342              | 550          | 23 792         | 22 096         | 13 403        | 8 692         | 1 696        | 491                 | 5.3           | 189            | 213                | 509          | 294                      | 1 494        | 1 584        |
| <b>Urbanized Areas</b>                                  |                     |              |                |                |               |               |              |                     |               |                |                    |              |                          |              |              |
| Inside urbanized areas.....                             | ...                 | ...          | ...            | ...            | ...           | ...           | ...          | ...                 | ...           | ...            | ...                | ...          | ...                      | ...          | ...          |
| In central cities of MSAs.....                          | ...                 | ...          | ...            | ...            | ...           | ...           | ...          | ...                 | ...           | ...            | ...                | ...          | ...                      | ...          | ...          |
| Urban fringe.....                                       | ...                 | ...          | ...            | ...            | ...           | ...           | ...          | ...                 | ...           | ...            | ...                | ...          | ...                      | ...          | ...          |
| Outside urbanized areas.....                            | ...                 | ...          | ...            | ...            | ...           | ...           | ...          | ...                 | ...           | ...            | ...                | ...          | ...                      | ...          | ...          |
| Other urban.....  | ...                 | ...          | ...            | ...            | ...           | ...           | ...          | ...                 | ...           | ...            | ...                | ...          | ...                      | ...          | ...          |
| Rural.....  | ...                 | ...          | ...            | ...            | ...           | ...           | ...          | ...                 | ...           | ...            | ...                | ...          | ...                      | ...          | ...          |
| <b>Place Size</b>                                       |                     |              |                |                |               |               |              |                     |               |                |                    |              |                          |              |              |
| Less than 2,500 persons.....                            | 5 427               | 258          | 5 169          | 4 611          | 3 378         | 1 232         | 559          | 139                 | 10.1          | 50             | 63                 | 150          | 157                      | 204          | 615          |
| 2,500 to 9,999 persons.....                             | 10 633              | 234          | 10 399         | 9 472          | 6 658         | 2 814         | 927          | 275                 | 8.8           | 106            | 75                 | 248          | 222                      | 428          | 634          |
| 10,000 to 19,999 persons.....                           | 9 374               | 100          | 9 274          | 8 514          | 5 654         | 2 860         | 760          | 229                 | 7.3           | 74             | 105                | 213          | 139                      | 326          | 329          |
| 20,000 to 49,999 persons.....                           | 14 072              | 80           | 13 992         | 13 029         | 8 192         | 4 837         | 963          | 349                 | 6.7           | 106            | 111                | 177          | 220                      | 575          | 263          |
| 50,000 to 99,999 persons.....                           | 9 569               | 34           | 9 535          | 8 830          | 5 176         | 3 654         | 705          | 229                 | 5.8           | 63             | 65                 | 186          | 161                      | 438          | 189          |
| 100,000 to 249,999 persons.....                         | 8 690               | 84           | 8 606          | 7 899          | 4 328         | 3 571         | 707          | 289                 | 7.4           | 62             | 61                 | 152          | 144                      | 315          | 177          |
| 250,000 to 499,999 persons.....                         | 5 962               | 20           | 5 943          | 5 384          | 2 742         | 2 642         | 558          | 256                 | 8.8           | 28             | 34                 | 108          | 132                      | 215          | 43           |
| 500,000 to 999,999 persons.....                         | 5 126               | 16           | 5 110          | 4 590          | 2 298         | 2 293         | 520          | 208                 | 8.3           | 35             | 19                 | 92           | 166                      | 116          | 46           |
| 1,000,000 persons or more.....                          | 7 284               | 30           | 7 254          | 6 695          | 2 587         | 4 107         | 560          | 242                 | 5.5           | 39             | 22                 | 91           | 166                      | 115          | 16           |



**Table 1A-1. Introductory Characteristics—All Housing Units—Con.**

[Numbers in thousands. Consistent with the 1990 Census. ... means not applicable or sample too small. – means zero or rounds to zero]

| Characteristics                                 | Total housing units | Seasonal | Year-round |          |        |        |        |          |                     |               |                 |                      | New construction 4 years | Mobile homes |              |
|---|---------------------|----------|------------|----------|--------|--------|--------|----------|---------------------|---------------|-----------------|----------------------|--------------------------|--------------|--------------|
|   |                     |          | Total      | Occupied |        |        | Vacant |          |                     |               |                 |                      |                          |              |              |
|   |                     |          |            | Total    | Owner  | Renter | Total  | For rent | Rental vacancy rate | For sale only | Rent-ed or sold | Occa-sional use/ URE |                          |              | Other vacant |
| <b>Homes Currently for Sale or Rent</b>         |                     |          |            |          |        |        |        |          |                     |               |                 |                      |                          |              |              |
| Up for rent only .....                          | ...                 | ...      | ...        | ...      | 84     | ...    | ...    | 2 586    | ...                 | –             | ...             | 405                  | –                        | 217          | 128          |
| Up for rent or for sale .....                   | ...                 | ...      | ...        | ...      | 39     | ...    | ...    | 133      | ...                 | –             | ...             | 16                   | –                        | 10           | 27           |
| For sale only .....                             | ...                 | ...      | ...        | ...      | 1 145  | ...    | ...    | –        | ...                 | 971           | ...             | 47                   | –                        | 191          | 255          |
| Not on the market .....                         | ...                 | ...      | ...        | ...      | 64 967 | ...    | ...    | –        | ...                 | –             | ...             | 2 180                | 2 378                    | 4 748        | 4 857        |
| Not reported .....                              | ...                 | ...      | ...        | ...      | 2 561  | ...    | ...    | –        | ...                 | –             | ...             | –                    | –                        | 341          | 1 381        |
| <b>Reasons for Extra Unit Owned<sup>3</sup></b> |                     |          |            |          |        |        |        |          |                     |               |                 |                      |                          |              |              |
| Extra units .....                               | 5 537               | 2 889    | 2 648      | –        | –      | –      | 2 648  | –        | –                   | –             | –               | 2 648                | –                        | 349          | 959          |
| Previous usual residence .....                  | 758                 | 269      | 489        | –        | –      | –      | 489    | –        | –                   | –             | –               | 489                  | –                        | 8            | 105          |
| Used for recreational purposes .....            | 2 709               | 1 788    | 921        | –        | –      | –      | 921    | –        | –                   | –             | –               | 921                  | –                        | 182          | 499          |
| Investment purposes .....                       | 942                 | 420      | 522        | –        | –      | –      | 522    | –        | –                   | –             | –               | 522                  | –                        | 92           | 64           |
| Unable to sell property .....                   | 140                 | 64       | 76         | –        | –      | –      | 76     | –        | –                   | –             | –               | 76                   | –                        | 29           | 45           |
| Inherited property .....                        | 282                 | 174      | 107        | –        | –      | –      | 107    | –        | –                   | –             | –               | 107                  | –                        | 2            | 20           |
| Other reasons .....                             | 1 147               | 549      | 599        | –        | –      | –      | 599    | –        | –                   | –             | –               | 599                  | –                        | 92           | 298          |
| Not reported .....                              | 342                 | 136      | 206        | –        | –      | –      | 206    | –        | –                   | –             | –               | 206                  | –                        | 14           | 11           |
| <b>Location of Extra Unit</b>                   |                     |          |            |          |        |        |        |          |                     |               |                 |                      |                          |              |              |
| Within 150 miles of current residence .....     | 2 694               | 1 365    | 1 330      | –        | –      | –      | 1 330  | –        | –                   | –             | –               | 1 330                | –                        | 142          | 417          |
| 150 miles or more from current residence .....  | 2 073               | 1 275    | 798        | –        | –      | –      | 798    | –        | –                   | –             | –               | 798                  | –                        | 149          | 467          |
| Not reported .....                              | 769                 | 249      | 520        | –        | –      | –      | 520    | –        | –                   | –             | –               | 520                  | –                        | 57           | 75           |
| <b>Nights Owner Spent at Extra Unit</b>         |                     |          |            |          |        |        |        |          |                     |               |                 |                      |                          |              |              |
| 0-2 nights .....                                | 1 327               | 565      | 762        | –        | –      | –      | 762    | –        | –                   | –             | –               | 762                  | –                        | 68           | 174          |
| 3-7 nights .....                                | 214                 | 141      | 73         | –        | –      | –      | 73     | –        | –                   | –             | –               | 73                   | –                        | 6            | 42           |
| 8 nights or more .....                          | 3 038               | 1 766    | 1 272      | –        | –      | –      | 1 272  | –        | –                   | –             | –               | 1 272                | –                        | 206          | 648          |
| Not reported .....                              | 959                 | 417      | 542        | –        | –      | –      | 542    | –        | –                   | –             | –               | 542                  | –                        | 69           | 96           |
| <b>Nights Owner Rented Extra Unit</b>           |                     |          |            |          |        |        |        |          |                     |               |                 |                      |                          |              |              |
| 0-2 nights .....                                | 3 790               | 2 198    | 1 592      | –        | –      | –      | 1 592  | –        | –                   | –             | –               | 1 592                | –                        | 232          | 826          |
| 3-7 nights .....                                | 25                  | 9        | 16         | –        | –      | –      | 16     | –        | –                   | –             | –               | 16                   | –                        | 2            | –            |
| 8 nights or more .....                          | 905                 | 337      | 568        | –        | –      | –      | 568    | –        | –                   | –             | –               | 568                  | –                        | 69           | 42           |
| Not reported .....                              | 817                 | 345      | 472        | –        | –      | –      | 472    | –        | –                   | –             | –               | 472                  | –                        | 45           | 91           |

<sup>1</sup>For mobile home, oldest category is 1939 or earlier.

<sup>2</sup>If occupied year-round, assumed to be suitable for year-round use.

<sup>3</sup>Figures may not add to total because more than one category may apply to a unit.

**Table 1A-2. Height and Condition of Building—All Housing Units**

[Numbers in thousands. Consistent with the 1990 Census. ... means not applicable or sample too small. — means zero or rounds to zero]

| Characteristics   | Total housing units | Seasonal     | Year-round     |                |               |               |              |                     |               |                 |                      |              | New construction 4 years | Mobile homes |              |
|---|---------------------|--------------|----------------|----------------|---------------|---------------|--------------|---------------------|---------------|-----------------|----------------------|--------------|--------------------------|--------------|--------------|
|   |                     |              | Occupied       |                |               | Vacant        |              |                     |               |                 |                      |              |                          |              |              |
|   |                     |              | Total          | Owner          | Renter        | Total         | For rent     | Rental vacancy rate | For sale only | Rent-ed or sold | Occa-sional use/ URE | Other vacant |                          |              |              |
| <b>Total</b> .....  | <b>115 253</b>      | <b>2 961</b> | <b>112 292</b> | <b>102 803</b> | <b>68 796</b> | <b>34 007</b> | <b>9 489</b> | <b>2 719</b>        | <b>7.3</b>    | <b>971</b>      | <b>773</b>           | <b>2 648</b> | <b>2 378</b>             | <b>6 715</b> | <b>8 433</b> |
| <b>Stories in Structure<sup>1</sup></b>                   |                     |              |                |                |               |               |              |                     |               |                 |                      |              |                          |              |              |
| 1 .....   | ...                 | 1 248        | ...            | ...            | 24 502        | 8 911         | ...          | 652                 | 6.8           | 400             | 204                  | 838          | 950                      | 1 774        | ...          |
| 2 .....   | ...                 | 665          | ...            | ...            | 21 304        | 12 485        | ...          | 1 069               | 7.8           | 262             | 265                  | 770          | 551                      | 2 028        | ...          |
| 3 .....   | ...                 | 244          | ...            | ...            | 14 709        | 7 185         | ...          | 574                 | 7.3           | 159             | 194                  | 394          | 406                      | 1 354        | ...          |
| 4 to 6 .....  | ...                 | 79           | ...            | ...            | 2 258         | 2 823         | ...          | 198                 | 6.5           | 14              | 38                   | 145          | 113                      | 105          | ...          |
| 7 or more .....   | ...                 | 76           | ...            | ...            | 374           | 1 467         | ...          | 91                  | 5.8           | 9               | 13                   | 153          | 27                       | 50           | ...          |
| <b>Stories Between Main and Apartment Entrances</b>       |                     |              |                |                |               |               |              |                     |               |                 |                      |              |                          |              |              |
| Multiunits, 2 or more floors .....                        | ...                 | 318          | ...            | ...            | 2 881         | 18 742        | ...          | 1 616               | 7.9           | 79              | 259                  | 733          | 516                      | 1 006        | ...          |
| None (on same floor) .....                                | ...                 | 87           | ...            | ...            | 1 120         | 6 068         | ...          | 531                 | 7.9           | 38              | 98                   | 203          | 201                      | 336          | ...          |
| 1 (up or down) .....                                      | ...                 | 64           | ...            | ...            | 713           | 5 225         | ...          | 476                 | 8.3           | 14              | 82                   | 198          | 137                      | 271          | ...          |
| 2 or more (up or down) .....                              | ...                 | 167          | ...            | ...            | 1 047         | 7 449         | ...          | 609                 | 7.5           | 28              | 79                   | 332          | 178                      | 399          | ...          |
| <b>Common Stairways</b>                                   |                     |              |                |                |               |               |              |                     |               |                 |                      |              |                          |              |              |
| Multiunits, 2 or more floors .....                        | ...                 | 318          | ...            | ...            | 2 881         | 18 742        | ...          | 1 616               | 7.9           | 79              | 259                  | 733          | 516                      | 1 006        | ...          |
| No common stairways .....                                 | ...                 | 35           | ...            | ...            | 322           | 1 642         | ...          | 160                 | 8.7           | 10              | 33                   | 40           | 68                       | 98           | ...          |
| With common stairways .....                               | ...                 | 278          | ...            | ...            | 2 465         | 16 505        | ...          | 1 423               | 7.9           | 63              | 225                  | 679          | 393                      | 879          | ...          |
| No loose steps .....                                      | ...                 | 253          | ...            | ...            | 2 203         | 14 114        | ...          | 1 250               | 8.0           | 55              | 205                  | 569          | 318                      | 763          | ...          |
| Railings not loose .....                                  | ...                 | 226          | ...            | ...            | 1 808         | 11 562        | ...          | 1 081               | 8.4           | 48              | 191                  | 496          | 269                      | 654          | ...          |
| Railings loose .....                                      | ...                 | 21           | ...            | ...            | 324           | 2 006         | ...          | 133                 | 6.2           | 5               | 12                   | 64           | 28                       | 89           | ...          |
| No railings .....   | ...                 | 6            | ...            | ...            | 57            | 395           | ...          | 28                  | 6.7           | 2               | 3                    | 2            | 11                       | 16           | ...          |
| Status of railings not reported .....                     | ...                 | —            | ...            | ...            | 14            | 151           | ...          | 8                   | 4.8           | —               | —                    | 7            | 9                        | 4            | ...          |
| Loose steps .....   | ...                 | 25           | ...            | ...            | 262           | 2 391         | ...          | 173                 | 6.7           | 8               | 20                   | 110          | 75                       | 116          | ...          |
| Railings not loose .....                                  | ...                 | 23           | ...            | ...            | 237           | 2 028         | ...          | 150                 | 6.9           | 7               | 20                   | 104          | 26                       | 116          | ...          |
| Railings loose .....                                      | ...                 | —            | ...            | ...            | 25            | 314           | ...          | 19                  | 5.7           | 1               | —                    | 5            | 36                       | —            | ...          |
| No railings .....   | ...                 | 2            | ...            | ...            | —             | 35            | ...          | 2                   | 5.9           | —               | —                    | 1            | 6                        | —            | ...          |
| Status of railings not reported .....                     | ...                 | —            | ...            | ...            | —             | 15            | ...          | 1                   | 7.6           | —               | —                    | —            | 8                        | —            | ...          |
| Status of stairways not reported .....                    | ...                 | 5            | ...            | ...            | 94            | 594           | ...          | 33                  | 5.3           | 7               | 1                    | 15           | 55                       | 29           | ...          |
| <b>Light Fixtures in Public Halls</b>                     |                     |              |                |                |               |               |              |                     |               |                 |                      |              |                          |              |              |
| 2 or more units in structure .....                        | ...                 | 358          | ...            | ...            | 3 177         | 21 341        | ...          | 1 835               | 7.8           | 94              | 282                  | 786          | 564                      | 1 116        | ...          |
| No public halls .....                                     | ...                 | 70           | ...            | ...            | 459           | 3 515         | ...          | 374                 | 9.5           | 21              | 58                   | 96           | 114                      | 182          | ...          |
| No light fixtures in public halls .....                   | ...                 | 10           | ...            | ...            | 84            | 535           | ...          | 60                  | 10.0          | 4               | 4                    | 8            | 28                       | 13           | ...          |
| All in working order .....                                | ...                 | 250          | ...            | ...            | 2 356         | 14 891        | ...          | 1 220               | 7.5           | 53              | 201                  | 637          | 256                      | 837          | ...          |
| Some in working order .....                               | ...                 | 5            | ...            | ...            | 17            | 563           | ...          | 22                  | 3.7           | 4               | —                    | 3            | 16                       | 4            | ...          |
| None in working order .....                               | ...                 | 16           | ...            | ...            | 141           | 1 030         | ...          | 65                  | 5.7           | 3               | 10                   | 17           | 52                       | 43           | ...          |
| Not reported .....  | ...                 | 7            | ...            | ...            | 121           | 806           | ...          | 95                  | 10.5          | 10              | 9                    | 25           | 98                       | 38           | ...          |
| <b>Elevator on Floor</b>                                  |                     |              |                |                |               |               |              |                     |               |                 |                      |              |                          |              |              |
| Multiunits, 2 or more floors .....                        | ...                 | 318          | ...            | ...            | 2 881         | 18 742        | ...          | 1 616               | 7.9           | 79              | 259                  | 733          | 516                      | 1 006        | ...          |
| With 1 or more elevators working .....                    | ...                 | 112          | ...            | ...            | 811           | 3 965         | ...          | 306                 | 7.1           | 26              | 35                   | 216          | 84                       | 198          | ...          |
| With elevator, none in working condition .....            | ...                 | 5            | ...            | ...            | 19            | 201           | ...          | 10                  | 4.8           | —               | —                    | 6            | 4                        | 7            | ...          |
| No elevator .....   | ...                 | 201          | ...            | ...            | 2 051         | 14 576        | ...          | 1 300               | 8.1           | 53              | 224                  | 511          | 428                      | 802          | ...          |
| Units 3 or more floors from main entrance .....           | ...                 | 18           | ...            | ...            | 122           | 1 414         | ...          | 109                 | 7.1           | 8               | 12                   | 43           | 32                       | 108          | ...          |
| <b>Foundation</b>   |                     |              |                |                |               |               |              |                     |               |                 |                      |              |                          |              |              |
| 1 unit bldg. excl. mobile homes .....                     | ...                 | 1 954        | ...            | ...            | 59 969        | 11 530        | ...          | 750                 | 6.1           | 750             | 433                  | 1 513        | 1 483                    | 4 194        | ...          |
| With basement under all of building .....                 | ...                 | 224          | ...            | ...            | 21 244        | 2 462         | ...          | 131                 | 5.0           | 231             | 129                  | 290          | 376                      | 1 143        | ...          |
| With basement under part of building .....                | ...                 | 124          | ...            | ...            | 7 291         | 905           | ...          | 57                  | 5.9           | 62              | 42                   | 80           | 101                      | 280          | ...          |
| With crawl space .....                                    | ...                 | 735          | ...            | ...            | 14 854        | 3 567         | ...          | 269                 | 7.0           | 217             | 125                  | 537          | 560                      | 810          | ...          |
| On concrete slab .....                                    | ...                 | 597          | ...            | ...            | 16 120        | 4 419         | ...          | 267                 | 5.7           | 231             | 115                  | 544          | 403                      | 1 893        | ...          |
| Other .....   | ...                 | 273          | ...            | ...            | 459           | 177           | ...          | 25                  | 12.1          | 9               | 22                   | 63           | 42                       | 69           | ...          |
| <b>External Building Conditions<sup>2</sup></b>           |                     |              |                |                |               |               |              |                     |               |                 |                      |              |                          |              |              |
| Sagging roof .....  | 3 117               | 149          | 2 967          | 2 407          | 1 417         | 990           | 560          | 96                  | 8.7           | 27              | 25                   | 100          | 312                      | 45           | 316          |
| Missing roofing material .....                            | 4 501               | 131          | 4 370          | 3 700          | 2 185         | 1 516         | 669          | 132                 | 7.9           | 62              | 17                   | 105          | 353                      | 58           | 242          |
| Hole in roof .....  | 2 330               | 91           | 2 239          | 1 877          | 1 016         | 861           | 362          | 55                  | 5.9           | 23              | 14                   | 62           | 208                      | 46           | 237          |
| Missing bricks, siding, other outside wall material ..... | 3 304               | 131          | 3 173          | 2 485          | 1 256         | 1 229         | 688          | 116                 | 8.5           | 47              | 36                   | 108          | 381                      | 54           | 231          |
| Sloping outside walls .....                               | 2 090               | 95           | 1 995          | 1 582          | 814           | 769           | 412          | 74                  | 8.7           | 20              | 12                   | 61           | 245                      | 28           | 255          |
| Boarded up windows .....                                  | 1 733               | 94           | 1 639          | 1 030          | 442           | 587           | 609          | 139                 | 19.0          | 42              | 12                   | 60           | 357                      | 24           | 140          |
| Broken windows .....                                      | 5 078               | 122          | 4 956          | 4 171          | 2 311         | 1 860         | 784          | 151                 | 7.4           | 66              | 28                   | 106          | 433                      | 58           | 559          |
| Bars on windows .....                                     | 5 232               | 26           | 5 206          | 4 811          | 2 415         | 2 396         | 395          | 171                 | 6.6           | 19              | 21                   | 66           | 117                      | 45           | 46           |
| Foundation crumbling or has open crack or hole .....      | 3 395               | 78           | 3 317          | 2 831          | 1 612         | 1 218         | 487          | 89                  | 6.7           | 29              | 19                   | 76           | 273                      | 44           | 120          |
| None of the above .....                                   | 91 058              | 2 585        | 88 472         | 81 502         | 57 265        | 24 237        | 6 970        | 2 071               | 7.8           | 765             | 631                  | 2 188        | 1 314                    | 6 293        | 6 888        |
| Not reported .....  | 2 901               | 10           | 2 891          | 2 739          | 1 928         | 811           | 151          | 34                  | 4.1           | 15              | 5                    | 42           | 55                       | 152          | 239          |
| <b>Site Placement</b>                                     |                     |              |                |                |               |               |              |                     |               |                 |                      |              |                          |              |              |
| Mobile homes .....  | ...                 | 649          | ...            | ...            | 5 649         | 1 136         | ...          | 135                 | 10.5          | 127             | 58                   | 349          | 331                      | 1 404        | 8 433        |
| First site .....  | ...                 | 306          | ...            | ...            | 3 869         | 406           | ...          | 58                  | 12.4          | 57              | 36                   | 199          | 165                      | 1 094        | 5 095        |
| Moved from another site .....                             | ...                 | 182          | ...            | ...            | 1 089         | 193           | ...          | 31                  | 13.8          | 28              | 11                   | 83           | 102                      | 209          | 1 719        |
| Don't know .....  | ...                 | 162          | ...            | ...            | 370           | 334           | ...          | 45                  | 11.8          | 38              | 10                   | 53           | 64                       | 67           | 1 076        |
| Not reported .....  | ...                 | —            | ...            | ...            | 321           | 203           | ...          | —                   | —             | 4               | 2                    | 13           | —                        | 35           | 544          |

<sup>1</sup>Figures exclude mobile homes.

<sup>2</sup>Figures may not add to total because more than one category may apply to a unit.

**Table 1A-3. Size of Unit and Lot—All Housing Units**

[Numbers in thousands. Consistent with the 1990 Census. ... means not applicable or sample too small. — means zero or rounds to zero]

| Characteristics                          | Total housing units | Seasonal     | Year-round     |                |               |               |              |                     |               |                  |                       |              |              | New construction 4 years | Mobile homes |  |
|--|---------------------|--------------|----------------|----------------|---------------|---------------|--------------|---------------------|---------------|------------------|-----------------------|--------------|--------------|--------------------------|--------------|--|
|  |                     |              | Occupied       |                |               | Vacant        |              |                     |               |                  |                       |              |              |                          |              |  |
|  |                     |              | Total          | Owner          | Renter        | Total         | For rent     | Rental vacancy rate | For sale only | Rent- ed or sold | Occa- sional use/ URE | Other vacant |              |                          |              |  |
| <b>Total</b> .....                       | <b>115 253</b>      | <b>2 961</b> | <b>112 292</b> | <b>102 803</b> | <b>68 796</b> | <b>34 007</b> | <b>9 489</b> | <b>2 719</b>        | <b>7.3</b>    | <b>971</b>       | <b>773</b>            | <b>2 648</b> | <b>2 378</b> | <b>6 715</b>             | <b>8 433</b> |  |
| <b>Rooms</b>                             |                     |              |                |                |               |               |              |                     |               |                  |                       |              |              |                          |              |  |
| 1 room .....                             | 622                 | 74           | 547            | 407            | 6             | 401           | 140          | 58                  | 12.6          | 3                | 2                     | 35           | 41           | 12                       | 6            |  |
| 2 rooms .....                            | 1 391               | 100          | 1 292          | 1 014          | 70            | 943           | 278          | 100                 | 9.5           | 10               | 13                    | 65           | 91           | 13                       | 41           |  |
| 3 rooms .....                            | 11 071              | 517          | 10 554         | 8 973          | 996           | 7 977         | 1 581        | 777                 | 8.8           | 47               | 74                    | 387          | 297          | 377                      | 482          |  |
| 4 rooms .....                            | 23 493              | 992          | 22 501         | 19 390         | 7 322         | 12 068        | 3 110        | 1 015               | 7.7           | 183              | 229                   | 883          | 800          | 1 013                    | 3 220        |  |
| 5 rooms .....                            | 26 544              | 706          | 25 837         | 23 733         | 16 395        | 7 338         | 2 104        | 494                 | 6.3           | 268              | 186                   | 587          | 569          | 1 739                    | 3 082        |  |
| 6 rooms .....                            | 23 268              | 315          | 22 954         | 21 662         | 18 174        | 3 488         | 1 292        | 192                 | 5.2           | 207              | 127                   | 395          | 370          | 1 318                    | 1 030        |  |
| 7 rooms .....                            | 14 126              | 132          | 13 994         | 13 457         | 12 314        | 1 143         | 537          | 57                  | 4.7           | 115              | 55                    | 176          | 134          | 906                      | 430          |  |
| 8 rooms .....                            | 8 304               | 91           | 8 214          | 7 985          | 7 583         | 401           | 229          | 11                  | 2.6           | 64               | 35                    | 74           | 46           | 682                      | 108          |  |
| 9 rooms .....                            | 3 699               | 21           | 3 679          | 3 565          | 3 427         | 137           | 114          | 10                  | 6.8           | 35               | 30                    | 21           | 18           | 383                      | 24           |  |
| 10 rooms or more .....                   | 2 734               | 13           | 2 721          | 2 618          | 2 508         | 110           | 103          | 4                   | 3.9           | 39               | 21                    | 26           | 13           | 270                      | 11           |  |
| <b>Bedrooms</b>                          |                     |              |                |                |               |               |              |                     |               |                  |                       |              |              |                          |              |  |
| None .....                               | 1 249               | 107          | 1 142          | 858            | 45            | 814           | 284          | 105                 | 11.2          | 7                | 13                    | 65           | 93           | 12                       | 12           |  |
| 1 .....                                  | 14 559              | 618          | 13 941         | 11 986         | 1 731         | 10 255        | 1 955        | 932                 | 8.3           | 64               | 93                    | 482          | 383          | 483                      | 630          |  |
| 2 .....                                  | 34 323              | 1 266        | 33 057         | 29 166         | 14 422        | 14 744        | 3 891        | 1 204               | 7.5           | 273              | 285                   | 1 134        | 995          | 1 413                    | 3 972        |  |
| 3 .....                                  | 46 443              | 759          | 45 684         | 43 103         | 36 370        | 6 733         | 2 581        | 404                 | 5.6           | 447              | 274                   | 723          | 734          | 3 228                    | 3 476        |  |
| 4 or more .....                          | 18 679              | 212          | 18 468         | 17 689         | 16 228        | 1 461         | 779          | 75                  | 4.8           | 180              | 108                   | 244          | 172          | 1 580                    | 344          |  |
| <b>Complete Bathrooms</b>                |                     |              |                |                |               |               |              |                     |               |                  |                       |              |              |                          |              |  |
| None .....                               | 2 032               | 446          | 1 587          | 676            | 263           | 413           | 911          | 139                 | 24.5          | 39               | 19                    | 156          | 558          | 49                       | 269          |  |
| 1 .....                                  | 49 179              | 1 378        | 47 801         | 42 838         | 18 650        | 24 188        | 4 963        | 1 940               | 7.4           | 331              | 334                   | 1 199        | 1 159        | 868                      | 3 280        |  |
| 1 and one-half .....                     | 17 256              | 253          | 17 003         | 16 189         | 12 743        | 3 446         | 814          | 194                 | 5.3           | 117              | 70                    | 222          | 211          | 327                      | 868          |  |
| 2 or more .....                          | 46 786              | 885          | 45 901         | 43 100         | 37 140        | 5 960         | 2 802        | 446                 | 6.9           | 484              | 351                   | 1 070        | 451          | 5 471                    | 4 016        |  |
| <b>Square Footage of Unit</b>            |                     |              |                |                |               |               |              |                     |               |                  |                       |              |              |                          |              |  |
| Single detached and mobile homes .....   | 78 788              | 2 404        | 76 384         | 71 321         | 62 120        | 9 201         | 5 063        | 615                 | 6.2           | 797              | 425                   | 1 605        | 1 621        | 5 043                    | 8 433        |  |
| Less than 500 .....                      | 1 380               | 337          | 1 043          | 844            | 580           | 264           | 199          | 29                  | 9.9           | 6                | 3                     | 70           | 91           | 107                      | 579          |  |
| 500 to 749 .....                         | 3 129               | 461          | 2 668          | 2 178          | 1 371         | 807           | 490          | 87                  | 9.7           | 54               | 21                    | 142          | 186          | 57                       | 1 328        |  |
| 750 to 999 .....                         | 6 490               | 367          | 6 122          | 5 314          | 3 950         | 1 364         | 808          | 117                 | 7.9           | 88               | 34                    | 288          | 281          | 216                      | 2 150        |  |
| 1,000 to 1,499 .....                     | 19 084              | 507          | 18 577         | 17 369         | 14 581        | 2 788         | 1 208        | 168                 | 5.6           | 211              | 124                   | 340          | 366          | 1 047                    | 2 455        |  |
| 1,500 to 1,999 .....                     | 17 163              | 234          | 16 929         | 16 153         | 14 542        | 1 611         | 776          | 93                  | 5.4           | 149              | 75                    | 231          | 228          | 1 075                    | 884          |  |
| 2,000 to 2,499 .....                     | 11 351              | 134          | 11 217         | 10 782         | 10 144        | 638           | 435          | 33                  | 4.9           | 81               | 57                    | 143          | 122          | 853                      | 210          |  |
| 2,500 to 2,999 .....                     | 5 782               | 63           | 5 719          | 5 507          | 5 253         | 254           | 212          | 9                   | 3.4           | 49               | 27                    | 74           | 53           | 456                      | 51           |  |
| 3,000 to 3,999 .....                     | 5 158               | 54           | 5 103          | 4 913          | 4 659         | 254           | 190          | 4                   | 1.6           | 49               | 44                    | 54           | 38           | 525                      | 27           |  |
| 4,000 or more .....                      | 3 339               | 31           | 3 307          | 3 183          | 3 032         | 151           | 124          | 4                   | 2.4           | 27               | 7                     | 56           | 29           | 361                      | 44           |  |
| Not reported (includes don't know) ..... | 5 913               | 214          | 5 699          | 5 077          | 4 007         | 1 070         | 622          | 71                  | 6.2           | 84               | 33                    | 208          | 227          | 346                      | 707          |  |
| <b>Median</b> .....                      | <b>1 685</b>        | <b>952</b>   | <b>1 705</b>   | <b>1 730</b>   | <b>1 795</b>  | <b>1 293</b>  | <b>1 300</b> | <b>1 115</b>        | <b>...</b>    | <b>1 494</b>     | <b>1 594</b>          | <b>1 294</b> | <b>1 190</b> | <b>1 929</b>             | <b>978</b>   |  |
| <b>Lot Size<sup>1</sup></b>              |                     |              |                |                |               |               |              |                     |               |                  |                       |              |              |                          |              |  |
| Less than one-eighth acre .....          | 11 993              | 604          | 11 389         | 10 296         | 7 684         | 2 613         | 1 093        | 237                 | 8.2           | 145              | 81                    | 287          | 343          | 593                      | 2 159        |  |
| One-eighth up to one-quarter acre .....  | 25 900              | 659          | 25 241         | 23 516         | 18 931        | 4 585         | 1 724        | 311                 | 6.3           | 254              | 131                   | 502          | 527          | 1 344                    | 1 716        |  |
| One-quarter up to one-half acre .....    | 13 123              | 292          | 12 830         | 11 939         | 10 562        | 1 377         | 891          | 117                 | 7.8           | 172              | 76                    | 278          | 249          | 984                      | 469          |  |
| One-half up to one acre .....            | 11 442              | 225          | 11 217         | 10 668         | 9 316         | 1 352         | 549          | 61                  | 4.3           | 94               | 39                    | 180          | 175          | 631                      | 950          |  |
| 1 up to 5 acres .....                    | 15 013              | 352          | 14 661         | 13 851         | 12 220        | 1 631         | 810          | 82                  | 4.7           | 112              | 75                    | 254          | 286          | 1 295                    | 2 007        |  |
| 5 up to 10 acres .....                   | 2 694               | 93           | 2 601          | 2 509          | 2 326         | 183           | 92           | 7                   | 3.7           | 13               | 10                    | 43           | 19           | 256                      | 525          |  |
| 10 acres or more .....                   | 4 335               | 218          | 4 117          | 3 694          | 3 151         | 543           | 423          | 25                  | 4.4           | 45               | 42                    | 152          | 159          | 265                      | 528          |  |
| <b>Median</b> .....                      | <b>.33</b>          | <b>.24</b>   | <b>.34</b>     | <b>.34</b>     | <b>.38</b>    | <b>.22</b>    | <b>.25</b>   | <b>.20</b>          | <b>...</b>    | <b>.28</b>       | <b>.30</b>            | <b>.30</b>   | <b>.26</b>   | <b>.44</b>               | <b>.41</b>   |  |

<sup>1</sup>Does not include multiunits, cooperatives, or condominiums.

**Table 1A-4. Selected Equipment and Plumbing—All Housing Units**

[Numbers in thousands. Consistent with the 1990 Census. ... means not applicable or sample too small. — means zero or rounds to zero]

| Characteristics   | Total housing units | Seasonal     | Year-round     |                |               |               |              |                     |               |                |                    |              | New construction 4 years | Mobile homes |              |
|---|---------------------|--------------|----------------|----------------|---------------|---------------|--------------|---------------------|---------------|----------------|--------------------|--------------|--------------------------|--------------|--------------|
|   |                     |              | Occupied       |                |               | Vacant        |              |                     |               |                |                    |              |                          |              |              |
|   |                     |              | Total          | Owner          | Renter        | Total         | For rent     | Rental vacancy rate | For sale only | Rented or sold | Occasional use/URE | Other vacant |                          |              |              |
| <b>Total</b> .....  | <b>115 253</b>      | <b>2 961</b> | <b>112 292</b> | <b>102 803</b> | <b>68 796</b> | <b>34 007</b> | <b>9 489</b> | <b>2 719</b>        | <b>7.3</b>    | <b>971</b>     | <b>773</b>         | <b>2 648</b> | <b>2 378</b>             | <b>6 715</b> | <b>8 433</b> |
| <b>Equipment<sup>1</sup></b>  |                     |              |                |                |               |               |              |                     |               |                |                    |              |                          |              |              |
| Lacking complete kitchen facilities .....                             | 5 061               | 421          | 4 640          | 1 744          | 388           | 1 355         | 2 896        | 654                 | 31.8          | 372            | 224                | 389          | 1 257                    | 213          | 389          |
| With complete kitchen (sink, refrigerator, and oven or burners) ..... | 110 192             | 2 540        | 107 652        | 101 059        | 68 407        | 32 652        | 6 593        | 2 064               | 5.9           | 599            | 549                | 2 259        | 1 121                    | 6 501        | 8 044        |
| Kitchen sink .....  | 114 246             | 2 805        | 111 440        | 102 439        | 68 705        | 33 734        | 9 001        | 2 645               | 7.2           | 946            | 725                | 2 586        | 2 100                    | 6 676        | 8 371        |
| Refrigerator .....  | 112 393             | 2 712        | 109 681        | 102 360        | 68 633        | 33 727        | 7 321        | 2 243               | 6.2           | 650            | 591                | 2 428        | 1 409                    | 6 582        | 8 200        |
| Cooking stove or range .....  | 111 862             | 2 628        | 109 234        | 101 955        | 68 499        | 33 457        | 7 279        | 2 283               | 6.3           | 759            | 629                | 2 351        | 1 257                    | 6 608        | 8 093        |
| Burners, no stove or range .....                                      | 164                 | 3            | 162            | 141            | 58            | 84            | 20           | 5                   | 5.2           | 4              | 2                  | 2            | 7                        | 11           | 13           |
| Microwave oven only .....   | 407                 | 4            | 403            | 343            | 129           | 214           | 60           | 3                   | 1.4           | 2              | 12                 | 14           | 29                       | 18           | 34           |
| Dishwasher .....  | 62 391              | 1 040        | 61 351         | 57 703         | 44 904        | 12 799        | 3 648        | 962                 | 6.9           | 485            | 415                | 1 329        | 457                      | 5 647        | 3 004        |
| Washing machine .....   | 84 889              | 1 271        | 83 618         | 80 543         | 65 140        | 15 403        | 3 075        | 436                 | 2.7           | 317            | 259                | 1 433        | 631                      | 5 930        | 6 543        |
| Clothes dryer .....   | 81 426              | 1 387        | 80 039         | 76 454         | 62 738        | 13 716        | 3 585        | 552                 | 3.9           | 361            | 256                | 1 573        | 842                      | 5 898        | 6 155        |
| Disposal in kitchen sink .....  | 49 323              | 737          | 48 586         | 45 345         | 31 659        | 13 685        | 3 242        | 1 028               | 6.9           | 392            | 347                | 1 078        | 397                      | 4 141        | 1 111        |
| Trash compactor .....   | 4 282               | 118          | 4 164          | 3 858          | 3 155         | 703           | 306          | 49                  | 6.5           | 46             | 38                 | 141          | 32                       | 367          | 98           |
| <b>Air conditioning:</b>  |                     |              |                |                |               |               |              |                     |               |                |                    |              |                          |              |              |
| Central .....   | 59 862              | 958          | 58 905         | 54 878         | 41 167        | 13 711        | 4 027        | 1 156               | 7.7           | 529            | 429                | 1 343        | 569                      | 5 609        | 4 369        |
| Additional central .....  | 3 602               | 48           | 3 555          | 3 330          | 2 776         | 554           | 224          | 55                  | 9.0           | 38             | 15                 | 90           | 26                       | 511          | 196          |
| 1 room unit .....   | 18 067              | 390          | 17 677         | 16 277         | 8 382         | 7 895         | 1 400        | 389                 | 4.7           | 110            | 62                 | 423          | 416                      | 302          | 1 588        |
| 2 room units .....  | 7 939               | 106          | 7 834          | 7 499          | 4 998         | 2 502         | 334          | 87                  | 3.4           | 64             | 29                 | 94           | 59                       | 67           | 592          |
| 3 room units or more .....  | 3 281               | 26           | 3 255          | 3 112          | 2 462         | 650           | 144          | 62                  | 8.7           | 11             | 6                  | 41           | 23                       | 19           | 107          |
| <b>Main Heating Equipment</b>   |                     |              |                |                |               |               |              |                     |               |                |                    |              |                          |              |              |
| Warm-air furnace .....  | 68 268              | 1 253        | 67 015         | 62 018         | 44 901        | 17 117        | 4 997        | 1 485               | 7.9           | 601            | 475                | 1 310        | 1 127                    | 4 586        | 6 220        |
| Steam or hot water system .....                                       | 14 270              | 129          | 14 141         | 13 153         | 7 581         | 5 572         | 988          | 380                 | 6.3           | 66             | 79                 | 193          | 270                      | 218          | 19           |
| Electric heat pump .....  | 12 620              | 408          | 12 212         | 10 992         | 7 809         | 3 183         | 1 221        | 304                 | 8.6           | 133            | 113                | 479          | 193                      | 1 512        | 1 069        |
| Built-in electric units .....   | 5 786               | 280          | 5 506          | 4 939          | 2 285         | 2 654         | 567          | 194                 | 6.7           | 38             | 41                 | 238          | 57                       | 154          | 135          |
| Floor, wall, or other built-in hot-air units without ducts .....      | 6 063               | 192          | 5 871          | 5 310          | 2 403         | 2 907         | 561          | 178                 | 5.7           | 66             | 38                 | 130          | 150                      | 110          | 283          |
| Room heaters with flue .....  | 1 908               | 98           | 1 810          | 1 624          | 939           | 685           | 186          | 49                  | 6.6           | 10             | 2                  | 63           | 63                       | 25           | 96           |
| Room heaters without flue .....                                       | 2 064               | 41           | 2 024          | 1 790          | 1 066         | 723           | 234          | 46                  | 5.9           | 16             | 5                  | 49           | 118                      | 18           | 191          |
| Portable electric heaters .....                                       | 855                 | 49           | 806            | 705            | 360           | 345           | 101          | 18                  | 5.0           | 14             | 1                  | 24           | 44                       | 19           | 130          |
| Stoves .....  | 1 433               | 193          | 1 240          | 1 113          | 914           | 199           | 127          | 6                   | 2.7           | 4              | 8                  | 64           | 46                       | 18           | 114          |
| Fireplaces with inserts .....   | 148                 | 7            | 141            | 138            | 121           | 17            | 3            | —                   | —             | —              | —                  | 3            | —                        | 16           | 8            |
| Fireplaces without inserts .....                                      | 103                 | 23           | 80             | 73             | 51            | 22            | 8            | —                   | —             | —              | —                  | 4            | 3                        | 5            | 4            |
| Other .....   | 454                 | 38           | 416            | 289            | 114           | 176           | 127          | 23                  | 11.7          | 17             | 5                  | 39           | 42                       | 17           | 26           |
| Cooking stove .....   | 151                 | 20           | 130            | 116            | 47            | 68            | 15           | 2                   | 2.2           | —              | —                  | 2            | 12                       | —            | 12           |
| None .....  | 1 131               | 233          | 898            | 544            | 206           | 338           | 355          | 35                  | 9.4           | 9              | 7                  | 50           | 253                      | 18           | 127          |
| <b>Other Heating Equipment<sup>1</sup></b>                            |                     |              |                |                |               |               |              |                     |               |                |                    |              |                          |              |              |
| Warm-air furnace .....  | 725                 | 5            | 720            | 695            | 565           | 131           | 24           | 7                   | 4.7           | —              | 3                  | 7            | 8                        | 26           | 56           |
| Steam or hot water system .....                                       | 251                 | 2            | 249            | 236            | 145           | 91            | 13           | 3                   | 3.4           | —              | —                  | 3            | 6                        | 5            | —            |
| Electric heat pump .....  | 355                 | —            | 355            | 343            | 291           | 53            | 12           | 3                   | 5.2           | 2              | 3                  | 4            | —                        | 46           | 10           |
| Built-in electric units .....   | 3 005               | 46           | 2 960          | 2 811          | 2 125         | 686           | 149          | 33                  | 4.5           | 3              | 22                 | 66           | 23                       | 107          | 84           |
| Floor, wall, or other built-in hot-air units without ducts .....      | 368                 | 5            | 364            | 359            | 269           | 90            | 5            | —                   | —             | —              | —                  | 2            | 2                        | 6            | 22           |
| Room heaters with flue .....  | 918                 | 25           | 893            | 853            | 740           | 114           | 40           | 10                  | 7.8           | —              | 5                  | 6            | 19                       | 38           | 65           |
| Room heaters without flue .....                                       | 2 218               | 31           | 2 187          | 2 145          | 1 714         | 431           | 43           | 11                  | 2.5           | 6              | —                  | 14           | 11                       | 79           | 296          |
| Portable electric heaters .....                                       | 7 610               | 99           | 7 511          | 7 407          | 5 535         | 1 871         | 104          | 11                  | 6             | 16             | 3                  | 50           | 23                       | 178          | 549          |
| Stoves .....  | 4 952               | 146          | 4 806          | 4 599          | 4 145         | 453           | 207          | 26                  | 5.3           | 35             | 18                 | 89           | 40                       | 129          | 368          |
| Fireplaces with inserts .....   | 4 548               | 75           | 4 473          | 4 321          | 3 897         | 423           | 152          | 18                  | 4.0           | 34             | 21                 | 74           | 5                        | 442          | 211          |
| Fireplaces without inserts .....                                      | 4 046               | 118          | 3 928          | 3 753          | 3 098         | 655           | 175          | 31                  | 4.5           | 23             | 16                 | 72           | 33                       | 412          | 126          |
| Other .....   | 689                 | 2            | 687            | 667            | 569           | 98            | 20           | 4                   | 3.8           | 3              | 4                  | 4            | 6                        | 22           | 38           |
| Cooking stove .....   | 726                 | 7            | 719            | 683            | 446           | 237           | 36           | 8                   | 3.1           | 3              | 6                  | 8            | 11                       | 19           | 47           |
| None .....  | 88 290              | 2 176        | 86 113         | 78 165         | 49 127        | 29 039        | 7 948        | 2 496               | 7.8           | 808            | 668                | 2 142        | 1 834                    | 5 340        | 6 558        |
| <b>Plumbing</b>   |                     |              |                |                |               |               |              |                     |               |                |                    |              |                          |              |              |
| With all plumbing facilities .....                                    | 112 713             | 2 578        | 110 136        | 101 367        | 68 136        | 33 231        | 8 769        | 2 618               | 7.2           | 939            | 756                | 2 530        | 1 926                    | 6 652        | 8 169        |
| Lacking some or all plumbing facilities <sup>1</sup> .....            | 2 539               | 384          | 2 156          | 1 436          | 660           | 776           | 720          | 101                 | 11.4          | 32             | 18                 | 118          | 452                      | 63           | 264          |
| No hot piped water .....  | 1 258               | 320          | 937            | 319            | 130           | 188           | 619          | 58                  | 22.9          | 27             | 11                 | 98           | 424                      | 32           | 214          |
| No bathtub and no shower .....  | 980                 | 304          | 676            | 316            | 118           | 198           | 360          | 51                  | 20.4          | 11             | 6                  | 63           | 229                      | 22           | 96           |
| No flush toilet .....   | 924                 | 281          | 643            | 293            | 105           | 188           | 350          | 49                  | 20.3          | 13             | 9                  | 58           | 221                      | 24           | 107          |
| No exclusive use .....  | 1 152               | 10           | 1 142          | 1 065          | 515           | 550           | 76           | 31                  | 5.3           | 4              | 6                  | 16           | 19                       | 30           | 44           |
| <b>Primary Source of Water</b>  |                     |              |                |                |               |               |              |                     |               |                |                    |              |                          |              |              |
| Public system or private company .....                                | 100 115             | 1 919        | 98 196         | 89 942         | 57 390        | 32 552        | 8 254        | 2 609               | 7.4           | 851            | 687                | 2 195        | 1 911                    | 5 622        | 6 070        |
| Well serving 1 to 5 units .....                                       | 14 337              | 861          | 13 476         | 12 400         | 11 040        | 1 360         | 1 076        | 95                  | 6.5           | 112            | 79                 | 415          | 374                      | 1 041        | 2 198        |
| Drilled .....   | 12 235              | 633          | 11 603         | 10 774         | 9 738         | 1 036         | 829          | 71                  | 6.4           | 99             | 63                 | 340          | 255                      | 957          | 1 842        |
| Dug .....   | 1 256               | 98           | 1 158          | 1 078          | 922           | 156           | 80           | 7                   | 4.3           | 8              | 7                  | 18           | 40                       | 55           | 208          |
| Not reported .....  | 846                 | 131          | 715            | 548            | 381           | 167           | 167          | 17                  | 9.3           | 5              | 9                  | 57           | 79                       | 30           | 148          |
| Other .....   | 801                 | 181          | 620            | 460            | 365           | 95            | 159          | 14                  | 13.1          | 8              | 7                  | 38           | 93                       | 51           | 165          |
| <b>Safety of Primary Source of Water</b>                              |                     |              |                |                |               |               |              |                     |               |                |                    |              |                          |              |              |
| Selected primary water sources <sup>2</sup> .....                     | 115 204             | 2 945        | 112 260        | 102 773        | 68 781        | 33 991        | 9 487        | 2 719               | 7.3           | 971            | 773                | 2 648        | 2 376                    | 6 713        | 8 429        |
| Safe to drink .....   | 101 982             | 2 472        | 99 510         | 91 433         | 62 778        | 28 656        | 8 077        | 2 448               | 7.8           | 866            | 671                | 2 284        | 1 807                    | 6 101        | 7 531        |
| Not safe to drink .....   | 10 723              | 239          | 10 484         | 9 997          | 5 212         | 4 785         | 487          | 117                 | 2.4           | 28             | 42                 | 153          | 147                      | 490          | 665          |
| Safety not reported .....   | 2 500               | 234          | 2 266          | 1 342          | 792           | 550           | 924          | 154                 | 21.4          | 77             | 60                 | 211          | 421                      | 122          | 233          |
| <b>Means of Sewage Disposal</b>                                       |                     |              |                |                |               |               |              |                     |               |                |                    |              |                          |              |              |
| Public sewer .....  | 88 787              | 1 458        | 87 329         | 79 959         | 48 672        | 31 287        | 7 370        | 2 515               | 7.4           | 728            | 631                | 1 876        | 1 621                    | 4 617        | 3 684        |
| Septic tank, cesspool, chemical toilet .....                          | 26 051              | 1 293        | 24 758         | 22 753         | 20 071        | 2 683         | 2 005        | 194                 | 6.7           | 240            | 143                | 745          | 683                      | 2 080        | 4 690        |
| Other .....   | 414                 | 210          | 204            | 90             | 53            | 37            | 114          | 11                  | 22.3          | 3              | —                  | 28           | 73                       | 18           | 59           |

<sup>1</sup>Figures may not add to total because more than one category may apply to a unit.  
<sup>2</sup>Excludes units where primary source of drinking water is commercial bottled water.

**Table 1A-5. Fuels—All Housing Units**

[Numbers in thousands. Consistent with the 1990 Census. ... means not applicable or sample too small. – means zero or rounds to zero]

| Characteristics                              | Total housing units | Seasonal     | Year-round     |                |               |               |              |                     |               |                  |                       |              |              | New construction 4 years | Mobile homes |  |
|--|---------------------|--------------|----------------|----------------|---------------|---------------|--------------|---------------------|---------------|------------------|-----------------------|--------------|--------------|--------------------------|--------------|--|
|  |                     |              | Occupied       |                |               | Vacant        |              |                     |               |                  |                       |              |              |                          |              |  |
|  |                     |              | Total          | Owner          | Renter        | Total         | For rent     | Rental vacancy rate | For sale only | Rent- ed or sold | Occa- sional use/ URE | Other vacant |              |                          |              |  |
| <b>Total</b> .....                           | <b>115 253</b>      | <b>2 961</b> | <b>112 292</b> | <b>102 803</b> | <b>68 796</b> | <b>34 007</b> | <b>9 489</b> | <b>2 719</b>        | <b>7.3</b>    | <b>971</b>       | <b>773</b>            | <b>2 648</b> | <b>2 378</b> | <b>6 715</b>             | <b>8 433</b> |  |
| <b>Main House Heating Fuel</b>               |                     |              |                |                |               |               |              |                     |               |                  |                       |              |              |                          |              |  |
| Housing units with heating fuel .....        | 114 054             | 2 714        | 111 340        | 102 259        | 68 590        | 33 669        | 9 082        | 2 683               | 7.3           | 961              | 767                   | 2 587        | 2 085        | 6 697                    | 8 306        |  |
| Electricity .....                            | 36 088              | 1 291        | 34 797         | 31 142         | 17 770        | 13 372        | 3 655        | 1 181               | 8.0           | 316              | 264                   | 1 257        | 638          | 3 049                    | 3 671        |  |
| Piped gas .....                              | 56 704              | 474          | 56 230         | 52 366         | 37 031        | 15 335        | 3 864        | 1 264               | 7.6           | 495              | 381                   | 805          | 919          | 2 786                    | 2 061        |  |
| Bottled gas .....                            | 7 036               | 510          | 6 526          | 5 905          | 4 954         | 951           | 621          | 78                  | 7.5           | 69               | 71                    | 243          | 159          | 656                      | 1 733        |  |
| Fuel oil .....                               | 10 793              | 161          | 10 632         | 10 026         | 6 665         | 3 361         | 606          | 138                 | 3.9           | 57               | 29                    | 167          | 215          | 130                      | 310          |  |
| Kerosene or other liquid fuel .....          | 825                 | 16           | 809            | 724            | 509           | 216           | 85           | 10                  | 4.3           | 8                | 1                     | 12           | 54           | 27                       | 325          |  |
| Coal or coke .....                           | 210                 | 9            | 201            | 168            | 147           | 21            | 32           | –                   | –             | 5                | –                     | 12           | 15           | 3                        | 7            |  |
| Wood .....                                   | 2 078               | 236          | 1 842          | 1 703          | 1 433         | 270           | 139          | 6                   | 2.0           | 2                | 8                     | 70           | 53           | 31                       | 185          |  |
| Solar energy .....                           | 19                  | –            | 19             | 19             | 11            | 8             | –            | –                   | –             | –                | –                     | –            | –            | –                        | –            |  |
| Other .....                                  | 301                 | 17           | 284            | 205            | 68            | 136           | 79           | 7                   | 4.3           | 8                | 12                    | 21           | 32           | 16                       | 16           |  |
| <b>Other House Heating Fuels<sup>1</sup></b> |                     |              |                |                |               |               |              |                     |               |                  |                       |              |              |                          |              |  |
| With other heating fuel .....                | 24 827              | 464          | 24 363         | 23 545         | 19 056        | 4 489         | 818          | 135                 | 2.9           | 112              | 80                    | 338          | 153          | 1 326                    | 1 634        |  |
| Electricity .....                            | 10 887              | 139          | 10 749         | 10 484         | 7 876         | 2 607         | 265          | 48                  | 1.8           | 24               | 30                    | 117          | 46           | 324                      | 674          |  |
| Gas .....                                    | 4 997               | 45           | 4 953          | 4 823          | 4 128         | 696           | 130          | 32                  | 4.4           | 13               | 18                    | 29           | 36           | 618                      | 219          |  |
| Fuel oil .....                               | 787                 | 16           | 772            | 741            | 513           | 228           | 31           | 7                   | 3.2           | –                | 2                     | 7            | 14           | 44                       | 58           |  |
| Kerosene or other liquid fuel .....          | 1 238               | 23           | 1 215          | 1 203          | 996           | 207           | 12           | 2                   | 1.1           | 3                | –                     | 5            | 2            | 23                       | 214          |  |
| Coal or coke .....                           | 95                  | –            | 95             | 94             | 89            | 5             | 1            | 1                   | 18.5          | –                | –                     | –            | –            | –                        | –            |  |
| Wood .....                                   | 10 251              | 307          | 9 945          | 9 503          | 8 255         | 1 248         | 441          | 62                  | 4.7           | 72               | 35                    | 203          | 70           | 416                      | 605          |  |
| Solar energy .....                           | 32                  | –            | 32             | 29             | 29            | –             | 3            | –                   | –             | –                | 3                     | –            | –            | 2                        | –            |  |
| Other .....                                  | 375                 | 5            | 370            | 356            | 299           | 57            | 13           | –                   | –             | 2                | 3                     | 8            | –            | 24                       | 42           |  |
| <b>Cooking Fuel</b>                          |                     |              |                |                |               |               |              |                     |               |                  |                       |              |              |                          |              |  |
| With cooking fuel .....                      | 112 418             | 2 635        | 109 784        | 102 436        | 68 682        | 33 754        | 7 348        | 2 290               | 6.3           | 765              | 643                   | 2 360        | 1 290        | 6 637                    | 8 136        |  |
| Electricity .....                            | 67 901              | 1 668        | 66 233         | 61 315         | 41 921        | 19 394        | 4 918        | 1 527               | 7.2           | 504              | 450                   | 1 678        | 760          | 4 403                    | 4 437        |  |
| Gas .....                                    | 44 385              | 921          | 43 463         | 41 051         | 26 698        | 14 353        | 2 412        | 763                 | 5.0           | 256              | 194                   | 678          | 521          | 2 224                    | 3 695        |  |
| Kerosene or other liquid fuel .....          | 15                  | 8            | 7              | 5              | 5             | –             | 3            | 1                   | 100.0         | –                | –                     | 2            | –            | –                        | 3            |  |
| Coal or coke .....                           | 6                   | 3            | 2              | 2              | 2             | –             | –            | –                   | –             | –                | –                     | –            | –            | –                        | –            |  |
| Wood .....                                   | 81                  | 32           | 49             | 42             | 36            | 7             | 7            | –                   | –             | –                | –                     | 2            | 5            | 2                        | –            |  |
| Other .....                                  | 31                  | 2            | 29             | 20             | 19            | 1             | 8            | –                   | –             | 4                | –                     | –            | 4            | 8                        | 2            |  |
| <b>Water Heating Fuel</b>                    |                     |              |                |                |               |               |              |                     |               |                  |                       |              |              |                          |              |  |
| With hot piped water .....                   | 113 995             | 2 641        | 111 354        | 102 484        | 68 665        | 33 819        | 8 870        | 2 661               | 7.2           | 944              | 762                   | 2 550        | 1 954        | 6 683                    | 8 219        |  |
| Electricity .....                            | 46 405              | 1 778        | 44 627         | 40 315         | 26 245        | 14 070        | 4 312        | 1 247               | 8.1           | 392              | 306                   | 1 530        | 837          | 3 359                    | 5 894        |  |
| Gas .....                                    | 61 179              | 772          | 60 407         | 56 281         | 38 832        | 17 449        | 4 126        | 1 313               | 6.9           | 511              | 422                   | 898          | 983          | 3 209                    | 2 251        |  |
| Fuel oil .....                               | 5 876               | 55           | 5 821          | 5 502          | 3 351         | 2 150         | 319          | 87                  | 3.9           | 38               | 19                    | 92           | 83           | 84                       | 17           |  |
| Kerosene or other liquid fuel .....          | 50                  | 3            | 47             | 43             | 32            | 12            | 3            | –                   | 3.2           | –                | 1                     | –            | 2            | 7                        | 32           |  |
| Coal or coke .....                           | 39                  | –            | 39             | 33             | 30            | 4             | 6            | 3                   | 42.6          | –                | –                     | –            | 3            | 3                        | –            |  |
| Wood .....                                   | 61                  | 16           | 45             | 31             | 28            | 2             | 15           | –                   | –             | –                | –                     | 6            | 9            | 2                        | 5            |  |
| Solar energy .....                           | 134                 | –            | 134            | 127            | 111           | 16            | 7            | –                   | –             | –                | –                     | 7            | –            | 5                        | 2            |  |
| Other .....                                  | 251                 | 17           | 234            | 151            | 35            | 116           | 82           | 12                  | 8.2           | 3                | 13                    | 16           | 38           | 15                       | 18           |  |
| <b>Central Air Conditioning Fuel</b>         |                     |              |                |                |               |               |              |                     |               |                  |                       |              |              |                          |              |  |
| With central air conditioning .....          | 59 862              | 958          | 58 905         | 54 878         | 41 167        | 13 711        | 4 027        | 1 156               | 7.7           | 529              | 429                   | 1 343        | 569          | 5 609                    | 4 369        |  |
| Electricity .....                            | 57 341              | 927          | 56 415         | 52 577         | 39 280        | 13 297        | 3 838        | 1 107               | 7.6           | 503              | 402                   | 1 284        | 542          | 5 372                    | 4 292        |  |
| Gas .....                                    | 2 438               | 23           | 2 416          | 2 230          | 1 841         | 388           | 186          | 47                  | 10.9          | 26               | 27                    | 58           | 27           | 227                      | 70           |  |
| Other .....                                  | 83                  | 8            | 74             | 72             | 45            | 26            | 3            | 2                   | 5.5           | –                | –                     | 1            | –            | 11                       | 8            |  |
| <b>Clothes Dryer Fuel</b>                    |                     |              |                |                |               |               |              |                     |               |                  |                       |              |              |                          |              |  |
| With clothes dryer .....                     | 81 426              | 1 387        | 80 039         | 76 454         | 62 738        | 13 716        | 3 585        | 552                 | 3.9           | 361              | 256                   | 1 573        | 842          | 5 898                    | 6 155        |  |
| Electricity .....                            | 62 430              | 1 239        | 61 192         | 58 191         | 46 807        | 11 385        | 3 000        | 465                 | 3.9           | 274              | 215                   | 1 345        | 702          | 4 808                    | 5 647        |  |
| Gas .....                                    | 18 939              | 140          | 18 798         | 18 228         | 15 908        | 2 319         | 571          | 87                  | 3.6           | 87               | 39                    | 225          | 133          | 1 088                    | 501          |  |
| Other .....                                  | 57                  | 8            | 49             | 35             | 22            | 12            | 14           | 1                   | 4.5           | –                | 2                     | 4            | 8            | 2                        | 7            |  |
| <b>Units Using Each Fuel<sup>1</sup></b>     |                     |              |                |                |               |               |              |                     |               |                  |                       |              |              |                          |              |  |
| Electricity .....                            | 115 152             | 2 961        | 112 191        | 102 708        | 68 741        | 33 966        | 9 483        | 2 713               | 7.3           | 971              | 773                   | 2 648        | 2 378        | 6 711                    | 8 428        |  |
| Gas .....                                    | 113 624             | 2 961        | 110 663        | 102 124        | 68 323        | 33 801        | 8 539        | 2 027               | 5.6           | 933              | 664                   | 2 538        | 2 378        | 6 556                    | 8 322        |  |
| Fuel oil .....                               | 26 237              | 2 961        | 23 276         | 15 954         | 9 890         | 6 064         | 7 322        | 1 067               | 14.7          | 899              | 560                   | 2 418        | 2 378        | 1 042                    | 2 249        |  |
| Kerosene or other liquid fuel .....          | 2 037               | 45           | 1 992          | 1 892          | 1 483         | 410           | 100          | 13                  | 3.0           | 11               | 1                     | 19           | 56           | 50                       | 532          |  |
| Coal or coke .....                           | 304                 | 12           | 292            | 256            | 230           | 25            | 36           | 4                   | 12.8          | 5                | –                     | 12           | 15           | 3                        | 7            |  |
| Wood .....                                   | 11 537              | 493          | 11 045         | 10 496         | 9 074         | 1 422         | 549          | 68                  | 4.5           | 73               | 42                    | 260          | 105          | 442                      | 721          |  |
| Solar energy .....                           | 175                 | –            | 175            | 165            | 146           | 19            | 10           | –                   | –             | –                | 3                     | 7            | –            | 7                        | 2            |  |
| Other .....                                  | 1 024               | 57           | 967            | 805            | 488           | 317           | 162          | 14                  | 4.0           | 11               | 21                    | 38           | 78           | 62                       | 90           |  |
| All electric units .....                     | 29 186              | 1 147        | 28 039         | 24 864         | 14 679        | 10 185        | 3 175        | 984                 | 8.7           | 273              | 228                   | 1 131        | 559          | 2 528                    | 3 223        |  |

<sup>1</sup>Figures may not add to total because more than one category may apply to a unit.

**Table 1A-6. Housing and Neighborhood Quality—All Housing Units**

[Numbers in thousands. Consistent with the 1990 Census. ... means not applicable or sample too small. — means zero or rounds to zero]

| Characteristics  | Total housing units | Seasonal     | Year-round     |                |               |               |              |                     |               |                |                    |              | New construction 4 years | Mobile homes |              |
|--|---------------------|--------------|----------------|----------------|---------------|---------------|--------------|---------------------|---------------|----------------|--------------------|--------------|--------------------------|--------------|--------------|
|  |                     |              | Occupied       |                |               | Vacant        |              |                     |               |                |                    |              |                          |              |              |
|  |                     |              | Total          | Owner          | Renter        | Total         | For rent     | Rental vacancy rate | For sale only | Rented or sold | Occasional use/URE | Other vacant |                          |              |              |
| <b>Total</b> .....   | <b>115 253</b>      | <b>2 961</b> | <b>112 292</b> | <b>102 803</b> | <b>68 796</b> | <b>34 007</b> | <b>9 489</b> | <b>2 719</b>        | <b>7.3</b>    | <b>971</b>     | <b>773</b>         | <b>2 648</b> | <b>2 378</b>             | <b>6 715</b> | <b>8 433</b> |
| <b>Selected Amenities<sup>1</sup></b>                                      |                     |              |                |                |               |               |              |                     |               |                |                    |              |                          |              |              |
| Porch, deck, balcony, or patio .....                                       | 92 229              | 2 237        | 89 992         | 83 498         | 61 556        | 21 942        | 6 494        | 1 561               | 6.6           | 800            | 597                | 2 047        | 1 489                    | 5 663        | 6 621        |
| Usable fireplace .....   | 35 486              | 637          | 34 849         | 33 269         | 29 243        | 4 026         | 1 580        | 218                 | 5.1           | 303            | 202                | 600          | 257                      | 3 042        | 838          |
| Separate dining room .....   | 49 095              | 578          | 48 517         | 45 844         | 36 968        | 8 875         | 2 673        | 558                 | 5.9           | 412            | 253                | 726          | 724                      | 3 099        | 1 732        |
| With 2 or more living rooms or recreation rooms, etc. ....                 | 15 735              | 136          | 15 600         | 15 078         | 13 860        | 1 218         | 521          | 46                  | 3.6           | 125            | 72                 | 180          | 98                       | 1 204        | 402          |
| Garage or carport included with home .....                                 | 64 993              | 1 059        | 63 934         | 60 553         | 49 941        | 10 612        | 3 381        | 583                 | 5.2           | 586            | 401                | 1 048        | 762                      | 4 187        | 2 021        |
| Not included .....   | 50 067              | 1 897        | 48 170         | 42 139         | 18 759        | 23 380        | 6 031        | 2 123               | 8.3           | 373            | 367                | 1 585        | 1 583                    | 2 523        | 6 401        |
| Offstreet parking included .....   | 41 142              | 1 619        | 39 523         | 34 662         | 16 351        | 18 311        | 4 861        | 1 739               | 8.6           | 304            | 317                | 1 335        | 1 165                    | 2 387        | 5 846        |
| Offstreet parking not reported .....                                       | 38                  | —            | 38             | 23             | 2             | 21            | 15           | —                   | —             | —              | —                  | 11           | 4                        | —            | —            |
| Garage or carport not reported .....                                       | 193                 | 6            | 187            | 110            | 95            | 15            | 77           | 12                  | 40.9          | 12             | 6                  | 15           | 32                       | 5            | 11           |
| <b>Owner or Manager on Property</b>  |                     |              |                |                |               |               |              |                     |               |                |                    |              |                          |              |              |
| Rental, multiunit <sup>2</sup> .....                                       | ...                 | ...          | ...            | ...            | ...           | 21 347        | ...          | 1 835               | 7.8           | ...            | 228                | 302          | ...                      | 874          | 6            |
| Owner or manager lives on property .....                                   | ...                 | ...          | ...            | ...            | ...           | 7 917         | ...          | 566                 | 6.6           | ...            | 103                | 101          | ...                      | 410          | —            |
| Neither owner nor manager lives on property .....                          | ...                 | ...          | ...            | ...            | ...           | 13 430        | ...          | 1 269               | 8.6           | ...            | 125                | 202          | ...                      | 464          | 5            |
| <b>Selected Deficiencies<sup>1</sup></b>                                   |                     |              |                |                |               |               |              |                     |               |                |                    |              |                          |              |              |
| Holes in floors .....  | 1 652               | 95           | 1 557          | 1 183          | 489           | 693           | 374          | 50                  | 6.7           | 29             | 8                  | 45           | 243                      | 54           | 250          |
| Open cracks or holes (interior) .....                                      | 6 777               | 211          | 6 566          | 5 675          | 2 778         | 2 896         | 892          | 176                 | 5.7           | 68             | 30                 | 131          | 486                      | 202          | 519          |
| Broken plaster or peeling paint (interior) .....                           | 3 522               | 135          | 3 387          | 2 834          | 1 268         | 1 566         | 552          | 88                  | 5.3           | 27             | 26                 | 68           | 343                      | 32           | 147          |
| No electrical wiring .....   | 234                 | 81           | 152            | 42             | 30            | 11            | 110          | 3                   | 20.2          | 5              | 4                  | 22           | 76                       | 9            | 19           |
| Exposed wiring .....   | 735                 | 21           | 714            | 623            | 343           | 281           | 91           | 5                   | 1.9           | 7              | 3                  | 8            | 68                       | 49           | 60           |
| Rooms without electric outlets .....                                       | 2 023               | 67           | 1 956          | 1 677          | 870           | 808           | 278          | 34                  | 4.1           | 10             | 14                 | 27           | 193                      | 93           | 141          |
| <b>Description of Area Within 300 feet<sup>1</sup></b>                     |                     |              |                |                |               |               |              |                     |               |                |                    |              |                          |              |              |
| Single-family detached houses .....  | 89 609              | 1 998        | 87 610         | 80 921         | 58 082        | 22 840        | 6 689        | 1 761               | 7.1           | 798            | 539                | 1 764        | 1 828                    | 4 934        | 4 694        |
| Single-family attached .....   | 14 434              | 241          | 14 193         | 12 933         | 6 279         | 6 654         | 1 260        | 470                 | 6.6           | 121            | 98                 | 322          | 248                      | 759          | 174          |
| 1- to 3- story multiunit .....   | 27 029              | 291          | 26 738         | 23 824         | 6 934         | 16 889        | 2 914        | 1 448               | 7.8           | 105            | 235                | 657          | 469                      | 1 021        | 238          |
| 4- to 6- story multiunit .....   | 6 166               | 127          | 6 038          | 5 349          | 1 256         | 4 093         | 689          | 301                 | 6.8           | 23             | 27                 | 218          | 121                      | 130          | 28           |
| 7- or more story multiunit .....   | 3 319               | 80           | 3 239          | 2 812          | 622           | 2 190         | 427          | 142                 | 6.1           | 14             | 35                 | 167          | 68                       | 67           | 6            |
| Mobile homes .....   | 13 783              | 826          | 12 957         | 11 530         | 9 011         | 2 518         | 1 427        | 244                 | 8.8           | 165            | 112                | 464          | 441                      | 1 329        | 6 540        |
| Commercial, or institutional .....   | 30 027              | 439          | 29 588         | 26 614         | 11 329        | 15 285        | 2 974        | 1 232               | 7.4           | 197            | 219                | 662          | 664                      | 896          | 1 157        |
| Industrial or factories .....  | 4 428               | 23           | 4 406          | 3 996          | 1 775         | 2 222         | 410          | 156                 | 6.5           | 36             | 23                 | 62           | 133                      | 119          | 296          |
| Open space, park, woods, farm, or ranch .....                              | 45 141              | 1 792        | 43 348         | 39 742         | 28 217        | 11 525        | 3 606        | 790                 | 6.4           | 324            | 297                | 1 238        | 957                      | 3 652        | 4 905        |
| 4 or more lane highway, railroad, or airport .....                         | 15 451              | 213          | 15 239         | 13 859         | 6 712         | 7 147         | 1 380        | 535                 | 6.9           | 115            | 95                 | 311          | 324                      | 739          | 950          |
| Not reported .....   | 2 788               | 2            | 2 786          | 2 703          | 1 929         | 774           | 83           | 19                  | 2.4           | 6              | 7                  | 30           | 21                       | 142          | 213          |
| <b>Bodies of Water Within 300 Feet</b>                                     |                     |              |                |                |               |               |              |                     |               |                |                    |              |                          |              |              |
| Water in area .....  | 19 429              | 1 359        | 18 070         | 16 406         | 11 987        | 4 419         | 1 664        | 364                 | 7.6           | 113            | 110                | 798          | 280                      | 1 589        | 1 880        |
| With waterfront property .....   | 4 035               | 773          | 3 262          | 2 631          | 2 082         | 549           | 631          | 78                  | 12.3          | 37             | 31                 | 420          | 65                       | 298          | 243          |
| Waterfront not reported .....  | 56                  | 8            | 48             | 40             | 16            | 23            | 8            | —                   | —             | —              | —                  | 1            | 5                        | 3            | 8            |
| With flood plain .....   | 3 103               | 309          | 2 794          | 2 383          | 1 776         | 607           | 411          | 70                  | 10.2          | 15             | 24                 | 257          | 45                       | 255          | 304          |
| Flood plain not reported .....   | 1 045               | 80           | 965            | 805            | 340           | 465           | 159          | 35                  | 7.0           | 7              | 4                  | 74           | 39                       | 54           | 83           |
| Water not reported .....   | 2 987               | 10           | 2 977          | 2 829          | 2 002         | 827           | 148          | 32                  | 3.8           | 11             | 9                  | 56           | 40                       | 146          | 223          |
| No water in area .....   | 92 837              | 1 593        | 91 244         | 83 568         | 54 806        | 28 761        | 7 677        | 2 322               | 7.4           | 847            | 654                | 1 795        | 2 058                    | 4 980        | 6 330        |
| <b>Age of Other Residential Buildings Within 300 Feet</b>                  |                     |              |                |                |               |               |              |                     |               |                |                    |              |                          |              |              |
| Older .....  | 12 214              | 408          | 11 806         | 10 766         | 6 567         | 4 199         | 1 040        | 253                 | 5.6           | 70             | 60                 | 257          | 399                      | 157          | 1 280        |
| About the same .....   | 72 419              | 1 404        | 71 015         | 65 250         | 43 938        | 21 312        | 5 784        | 1 778               | 7.6           | 662            | 524                | 1 542        | 1 258                    | 3 361        | 2 908        |
| Newer .....  | 10 364              | 234          | 10 130         | 9 298          | 6 582         | 2 716         | 832          | 237                 | 8.0           | 94             | 85                 | 289          | 127                      | 2 209        | 1 852        |
| Very mixed .....   | 9 373               | 576          | 8 797          | 7 784          | 5 089         | 2 695         | 1 013        | 279                 | 9.3           | 76             | 55                 | 279          | 324                      | 365          | 1 406        |
| No other residential buildings .....                                       | 7 006               | 319          | 6 687          | 6 080          | 4 445         | 1 635         | 607          | 101                 | 5.8           | 51             | 43                 | 220          | 191                      | 466          | 692          |
| Not reported .....   | 3 876               | 20           | 3 857          | 3 624          | 2 174         | 1 449         | 233          | 70                  | 4.6           | 18             | 6                  | 60           | 79                       | 157          | 295          |
| <b>Mobile Homes in Group</b>   |                     |              |                |                |               |               |              |                     |               |                |                    |              |                          |              |              |
| Mobile homes .....   | 8 433               | 649          | 7 784          | 6 785          | 5 649         | 1 136         | 999          | 135                 | 10.5          | 127            | 58                 | 349          | 331                      | 1 404        | 8 433        |
| 1 to 6 .....   | 5 422               | 265          | 5 157          | 4 504          | 3 711         | 793           | 653          | 95                  | 10.6          | 77             | 45                 | 173          | 263                      | 1 032        | 5 422        |
| 7 to 20 .....  | 444                 | 52           | 392            | 350            | 235           | 115           | 42           | 11                  | 8.9           | 2              | 1                  | 16           | 12                       | 48           | 444          |
| 21 or more .....   | 2 568               | 332          | 2 235          | 1 931          | 1 704         | 228           | 304          | 28                  | 11.0          | 48             | 12                 | 160          | 56                       | 324          | 2 568        |
| <b>Other Buildings Vandalized or With Interior Exposed Within 300 feet</b> |                     |              |                |                |               |               |              |                     |               |                |                    |              |                          |              |              |
| None .....   | 99 666              | 2 578        | 97 088         | 89 082         | 59 969        | 29 113        | 8 006        | 2 353               | 7.4           | 856            | 683                | 2 287        | 1 827                    | 5 945        | 7 008        |
| 1 building .....   | 3 120               | 45           | 3 076          | 2 771          | 1 563         | 1 209         | 304          | 93                  | 7.1           | 22             | 23                 | 47           | 120                      | 107          | 278          |
| More than 1 building .....   | 2 702               | 43           | 2 659          | 2 225          | 921           | 1 303         | 434          | 148                 | 10.2          | 21             | 6                  | 71           | 189                      | 53           | 214          |
| No buildings .....   | 6 109               | 276          | 5 833          | 5 339          | 4 215         | 1 123         | 494          | 59                  | 4.9           | 47             | 39                 | 187          | 163                      | 443          | 666          |
| Not reported .....   | 3 656               | 20           | 3 636          | 3 386          | 2 127         | 1 259         | 250          | 66                  | 5.0           | 25             | 22                 | 57           | 80                       | 166          | 267          |
| <b>Bars on Windows of Buildings Within 300 feet</b>                        |                     |              |                |                |               |               |              |                     |               |                |                    |              |                          |              |              |
| No bars on windows .....   | 93 602              | 2 596        | 91 005         | 83 332         | 57 350        | 25 982        | 7 673        | 2 186               | 7.7           | 806            | 669                | 2 226        | 1 785                    | 5 961        | 7 298        |
| 1 building with bars .....   | 2 003               | 15           | 1 989          | 1 829          | 1 071         | 758           | 160          | 67                  | 8.1           | 14             | 4                  | 24           | 52                       | 77           |              |
| 2 or more buildings with bars .....  | 7 933               | 48           | 7 885          | 7 133          | 3 232         | 3 901         | 752          | 268                 | 6.4           | 61             | 37                 | 111          | 274                      | 91           | 98           |
| No buildings .....   | 6 109               | 276          | 5 833          | 5 339          | 4 215         | 1 123         | 494          | 59                  | 4.9           | 47             | 39                 | 187          | 163                      | 443          | 666          |
| Not reported .....   | 5 606               | 26           | 5 579          | 5 170          | 2 928         | 2 242         | 410          | 139                 | 5.8           | 43             | 24                 | 100          | 103                      | 168          | 295          |
| <b>Condition of Streets Within 300 feet</b>                                |                     |              |                |                |               |               |              |                     |               |                |                    |              |                          |              |              |
| No repairs needed .....  | 72 672              | 1 701        | 70 971         | 65 215         | 44 881        | 20 334        | 5 756        | 1 634               | 7.4           | 640            | 503                | 1 773        | 1 206                    | 4 596        | 4 387        |
| Minor repairs needed .....   | 31 417              | 813          | 30 603         | 27 729         | 17 388        | 10 341        | 2 874        | 892                 | 7.9           | 275            | 208                | 632          | 868                      | 1 476        | 2 677        |
| Major repairs needed .....   | 5 965               | 167          | 5 798          | 5 317          | 3 360         | 1 957         | 481          | 138                 | 6.6           | 28             | 33                 | 128          | 154                      | 391          | 844          |
| No streets .....   | 1 698               | 266          | 1 432          | 1 253          | 983           | 270           | 178          | 8                   | 2.8           | 13             | 17                 | 55           | 86                       | 97           | 283          |
| Not reported .....   | 3 501               | 14           | 3 487          | 3 288          | 2 183         | 1 105         | 199          | 46                  | 4.0           | 15             | 13                 | 61           | 64                       | 155          | 242          |

Table 1A-6. **Housing and Neighborhood Quality—All Housing Units—Con.**

[Numbers in thousands. Consistent with the 1990 Census. ... means not applicable or sample too small. – means zero or rounds to zero]

| Characteristics  | Total housing units | Seasonal | Year-round |          |        |        |        |          |                     |               |                |              |                    | New construction 4 years | Mobile homes |  |
|--|---------------------|----------|------------|----------|--------|--------|--------|----------|---------------------|---------------|----------------|--------------|--------------------|--------------------------|--------------|--|
|  |                     |          | Total      | Occupied |        |        | Vacant |          |                     |               |                | Other vacant |                    |                          |              |  |
|  |                     |          |            | Total    | Owner  | Renter | Total  | For rent | Rental vacancy rate | For sale only | Rented or sold |              | Occasional use/URE |                          |              |  |
| <b>Trash, Litter, or Junk on Streets or Any Properties Within 300 feet</b> |                     |          |            |          |        |        |        |          |                     |               |                |              |                    |                          |              |  |
| None .....   | 101 775             | 2 826    | 98 949     | 90 791   | 62 556 | 28 235 | 8 158  | 2 269    | 7.4                 | 885           | 699            | 2 407        | 1 897              | 6 201                    | 7 484        |  |
| Minor accumulation .....   | 7 411               | 89       | 7 322      | 6 448    | 2 911  | 3 537  | 874    | 312      | 8.0                 | 57            | 52             | 148          | 305                | 265                      | 495          |  |
| Major accumulation .....   | 2 954               | 34       | 2 920      | 2 615    | 1 286  | 1 329  | 305    | 97       | 6.8                 | 19            | 11             | 47           | 131                | 101                      | 223          |  |
| Not reported .....   | 3 112               | 12       | 3 100      | 2 949    | 2 043  | 906    | 152    | 41       | 4.3                 | 10            | 12             | 45           | 44                 | 148                      | 232          |  |

<sup>1</sup>Figures may not add to total because more than one category may apply to a unit.  
<sup>2</sup>Two or more units of any tenure in the structure.

**Table 1A-7. Financial Characteristics—All Housing Units**

[Numbers in thousands. Consistent with the 1990 Census. ... means not applicable or sample too small. — means zero or rounds to zero]

| Characteristics   | Total housing units | Seasonal     | Year-round     |                |               |               |              |                     |               |                 |                      |              |              | New construction 4 years | Mobile homes |
|---|---------------------|--------------|----------------|----------------|---------------|---------------|--------------|---------------------|---------------|-----------------|----------------------|--------------|--------------|--------------------------|--------------|
|   |                     |              | Occupied       |                |               | Vacant        |              |                     |               |                 |                      |              |              |                          |              |
|   |                     |              | Total          | Owner          | Renter        | Total         | For rent     | Rental vacancy rate | For sale only | Rent-ed or sold | Occa-sional use/ URE | Other vacant |              |                          |              |
| <b>Total</b> .....  | <b>115 253</b>      | <b>2 961</b> | <b>112 292</b> | <b>102 803</b> | <b>68 796</b> | <b>34 007</b> | <b>9 489</b> | <b>2 719</b>        | <b>7.3</b>    | <b>971</b>      | <b>773</b>           | <b>2 648</b> | <b>2 378</b> | <b>6 715</b>             | <b>8 433</b> |
| <b>Monthly Housing Costs<sup>1</sup></b>  |                     |              |                |                |               |               |              |                     |               |                 |                      |              |              |                          |              |
| Less than \$100 .....   | ...                 | ...          | ...            | 1 603          | 1 202         | 401           | ...          | 29                  | 6.8           | ...             | ...                  | ...          | ...          | 50                       | 360          |
| \$100 to \$199 .....  | ...                 | ...          | ...            | 9 221          | 7 712         | 1 509         | ...          | 98                  | 6.1           | ...             | ...                  | ...          | ...          | 350                      | 1 367        |
| \$200 to \$249 .....  | ...                 | ...          | ...            | 6 007          | 5 221         | 786           | ...          | 105                 | 11.8          | ...             | ...                  | ...          | ...          | 187                      | 522          |
| \$250 to \$299 .....  | ...                 | ...          | ...            | 5 710          | 4 675         | 1 034         | ...          | 155                 | 13.0          | ...             | ...                  | ...          | ...          | 178                      | 530          |
| \$300 to \$349 .....  | ...                 | ...          | ...            | 5 032          | 3 588         | 1 444         | ...          | 182                 | 11.2          | ...             | ...                  | ...          | ...          | 140                      | 489          |
| \$350 to \$399 .....  | ...                 | ...          | ...            | 5 066          | 3 170         | 1 896         | ...          | 278                 | 12.8          | ...             | ...                  | ...          | ...          | 233                      | 563          |
| \$400 to \$449 .....  | ...                 | ...          | ...            | 4 835          | 2 676         | 2 159         | ...          | 187                 | 8.0           | ...             | ...                  | ...          | ...          | 171                      | 464          |
| \$450 to \$499 .....  | ...                 | ...          | ...            | 4 914          | 2 420         | 2 495         | ...          | 213                 | 7.9           | ...             | ...                  | ...          | ...          | 187                      | 410          |
| \$500 to \$599 .....  | ...                 | ...          | ...            | 9 882          | 4 593         | 5 289         | ...          | 387                 | 6.8           | ...             | ...                  | ...          | ...          | 452                      | 714          |
| \$600 to \$699 .....  | ...                 | ...          | ...            | 8 770          | 4 215         | 4 554         | ...          | 292                 | 6.0           | ...             | ...                  | ...          | ...          | 489                      | 485          |
| \$700 to \$799 .....  | ...                 | ...          | ...            | 7 485          | 4 071         | 3 414         | ...          | 187                 | 5.2           | ...             | ...                  | ...          | ...          | 474                      | 343          |
| \$800 to \$999 .....  | ...                 | ...          | ...            | 10 886         | 7 205         | 3 681         | ...          | 237                 | 6.0           | ...             | ...                  | ...          | ...          | 818                      | 280          |
| \$1,000 to \$1,249 .....  | ...                 | ...          | ...            | 7 945          | 6 166         | 1 779         | ...          | 55                  | 3.0           | ...             | ...                  | ...          | ...          | 682                      | 90           |
| \$1,250 to \$1,499 .....  | ...                 | ...          | ...            | 4 892          | 4 240         | 652           | ...          | 69                  | 9.5           | ...             | ...                  | ...          | ...          | 532                      | 42           |
| \$1,500 or more .....   | ...                 | ...          | ...            | 8 455          | 7 642         | 813           | ...          | 71                  | 8.0           | ...             | ...                  | ...          | ...          | 1 081                    | 47           |
| Depends on occupant's income .....  | ...                 | ...          | ...            | ...            | ...           | ...           | ...          | 173                 | ...           | ...             | ...                  | ...          | ...          | 50                       | 210          |
| No cash rent .....  | ...                 | ...          | ...            | 2 100          | ...           | 2 100         | ...          | ...                 | ...           | ...             | ...                  | ...          | ...          | ...                      | ...          |
| <b>Median (excludes no cash rent)</b> .....   | ...                 | ...          | ...            | <b>581</b>     | <b>581</b>    | <b>580</b>    | ...          | <b>507</b>          | ...           | ...             | ...                  | ...          | ...          | <b>825</b>               | <b>357</b>   |
| <b>Median Monthly Housing Costs for Owners</b>                                      |                     |              |                |                |               |               |              |                     |               |                 |                      |              |              |                          |              |
| Monthly costs including all mortgages plus maintenance costs .....                  | ...                 | ...          | ...            | 615            | 615           | ...           | ...          | ...                 | ...           | ...             | ...                  | ...          | ...          | 886                      | 354          |
| Monthly costs excluding second and subsequent mortgages and maintenance costs ..... | ...                 | ...          | ...            | 578            | 578           | ...           | ...          | ...                 | ...           | ...             | ...                  | ...          | ...          | 869                      | 336          |
| <b>Rent Reductions</b>  |                     |              |                |                |               |               |              |                     |               |                 |                      |              |              |                          |              |
| No subsidy .....  | ...                 | ...          | ...            | ...            | ...           | 26 942        | ...          | 2 158               | 7.3           | ...             | 263                  | ...          | ...          | 965                      | 1 191        |
| Rent control .....  | ...                 | ...          | ...            | ...            | ...           | 884           | ...          | 26                  | 2.9           | ...             | 1                    | ...          | ...          | 5                        | —            |
| No rent control .....   | ...                 | ...          | ...            | ...            | ...           | 26 023        | ...          | 2 099               | 7.4           | ...             | 253                  | ...          | ...          | 955                      | 1 191        |
| Reduced by owner .....  | ...                 | ...          | ...            | ...            | ...           | 1 851         | ...          | —                   | —             | ...             | —                    | ...          | ...          | 49                       | 215          |
| Not reduced by owner .....  | ...                 | ...          | ...            | ...            | ...           | 24 054        | ...          | —                   | —             | ...             | —                    | ...          | ...          | 700                      | 852          |
| Owner reduction not reported .....  | ...                 | ...          | ...            | ...            | ...           | 117           | ...          | 2 099               | 84.9          | ...             | 253                  | ...          | ...          | 206                      | 124          |
| Rent control not reported .....   | ...                 | ...          | ...            | ...            | ...           | 36            | ...          | 32                  | 42.0          | ...             | 9                    | ...          | ...          | 4                        | —            |
| Owned by public housing authority .....   | ...                 | ...          | ...            | ...            | ...           | 1 865         | ...          | 124                 | 6.2           | ...             | 10                   | ...          | ...          | 20                       | 6            |
| Government subsidy .....  | ...                 | ...          | ...            | ...            | ...           | 2 062         | ...          | 147                 | 6.6           | ...             | 8                    | ...          | ...          | 79                       | 23           |
| Other, income verification .....  | ...                 | ...          | ...            | ...            | ...           | 2 277         | ...          | —                   | —             | ...             | —                    | ...          | ...          | 177                      | 20           |
| Subsidy not reported .....  | ...                 | ...          | ...            | ...            | ...           | 862           | ...          | 290                 | 24.9          | ...             | 11                   | ...          | ...          | 49                       | 49           |
| <b>OWNER HOUSING UNITS</b>  |                     |              |                |                |               |               |              |                     |               |                 |                      |              |              |                          |              |
| <b>Total</b> .....  | ...                 | ...          | ...            | ...            | <b>68 796</b> | ...           | ...          | ...                 | ...           | <b>971</b>      | <b>482</b>           | ...          | ...          | <b>5 000</b>             | <b>5 822</b> |
| <b>Average Monthly Cost Paid for Real Estate Taxes</b>                              |                     |              |                |                |               |               |              |                     |               |                 |                      |              |              |                          |              |
| Less than \$25 .....  | ...                 | ...          | ...            | ...            | 10 936        | ...           | ...          | ...                 | ...           | 295             | 141                  | ...          | ...          | 1 239                    | 3 777        |
| \$25 to \$49 .....  | ...                 | ...          | ...            | ...            | 9 674         | ...           | ...          | ...                 | ...           | 179             | 104                  | ...          | ...          | 601                      | 1 171        |
| \$50 to \$74 .....  | ...                 | ...          | ...            | ...            | 8 909         | ...           | ...          | ...                 | ...           | 127             | 46                   | ...          | ...          | 549                      | 470          |
| \$75 to \$99 .....  | ...                 | ...          | ...            | ...            | 6 949         | ...           | ...          | ...                 | ...           | 70              | 28                   | ...          | ...          | 357                      | 132          |
| \$100 to \$149 .....  | ...                 | ...          | ...            | ...            | 11 471        | ...           | ...          | ...                 | ...           | 128             | 77                   | ...          | ...          | 744                      | 160          |
| \$150 to \$199 .....  | ...                 | ...          | ...            | ...            | 7 032         | ...           | ...          | ...                 | ...           | 56              | 20                   | ...          | ...          | 447                      | 49           |
| \$200 or more .....   | ...                 | ...          | ...            | ...            | 13 825        | ...           | ...          | ...                 | ...           | 115             | 67                   | ...          | ...          | 1 063                    | 63           |
| <b>Median</b> .....   | ...                 | ...          | ...            | ...            | <b>93</b>     | ...           | ...          | ...                 | ...           | <b>52</b>       | <b>49</b>            | ...          | ...          | <b>83</b>                | <b>25-</b>   |
| <b>Annual Taxes Paid per \$1,000 Value</b>  |                     |              |                |                |               |               |              |                     |               |                 |                      |              |              |                          |              |
| Less than \$5 .....   | ...                 | ...          | ...            | ...            | 12 196        | ...           | ...          | ...                 | ...           | 313             | 191                  | ...          | ...          | 1 332                    | 1 669        |
| \$5 to \$9 .....  | ...                 | ...          | ...            | ...            | 19 831        | ...           | ...          | ...                 | ...           | 204             | 94                   | ...          | ...          | 1 593                    | 1 324        |
| \$10 to \$14 .....  | ...                 | ...          | ...            | ...            | 16 189        | ...           | ...          | ...                 | ...           | 144             | 55                   | ...          | ...          | 1 024                    | 878          |
| \$15 to \$19 .....  | ...                 | ...          | ...            | ...            | 8 315         | ...           | ...          | ...                 | ...           | 94              | 44                   | ...          | ...          | 420                      | 399          |
| \$20 to \$24 .....  | ...                 | ...          | ...            | ...            | 4 866         | ...           | ...          | ...                 | ...           | 63              | 23                   | ...          | ...          | 258                      | 280          |
| \$25 or more .....  | ...                 | ...          | ...            | ...            | 7 399         | ...           | ...          | ...                 | ...           | 152             | 75                   | ...          | ...          | 375                      | 1 272        |
| <b>Median</b> .....   | ...                 | ...          | ...            | ...            | <b>11</b>     | ...           | ...          | ...                 | ...           | <b>9</b>        | <b>8</b>             | ...          | ...          | <b>9</b>                 | <b>10</b>    |
| <b>Condominium and Cooperative Fee</b>  |                     |              |                |                |               |               |              |                     |               |                 |                      |              |              |                          |              |
| Fee paid by owners .....  | ...                 | ...          | ...            | ...            | 3 376         | ...           | ...          | ...                 | ...           | 107             | 77                   | ...          | ...          | 273                      | —            |
| Less than \$25 per month .....  | ...                 | ...          | ...            | ...            | 62            | ...           | ...          | ...                 | ...           | 3               | 2                    | ...          | ...          | 5                        | —            |
| \$25 to \$49 .....  | ...                 | ...          | ...            | ...            | 69            | ...           | ...          | ...                 | ...           | 3               | —                    | ...          | ...          | 8                        | —            |
| \$50 to \$74 .....  | ...                 | ...          | ...            | ...            | 107           | ...           | ...          | ...                 | ...           | 1               | —                    | ...          | ...          | 9                        | —            |
| \$75 to \$99 .....  | ...                 | ...          | ...            | ...            | 311           | ...           | ...          | ...                 | ...           | 11              | 7                    | ...          | ...          | 74                       | —            |
| \$100 to \$149 .....  | ...                 | ...          | ...            | ...            | 729           | ...           | ...          | ...                 | ...           | 18              | 15                   | ...          | ...          | 59                       | —            |
| \$150 to \$199 .....  | ...                 | ...          | ...            | ...            | 584           | ...           | ...          | ...                 | ...           | 12              | 6                    | ...          | ...          | 37                       | —            |
| \$200 or more per month .....   | ...                 | ...          | ...            | ...            | 765           | ...           | ...          | ...                 | ...           | 14              | 22                   | ...          | ...          | 32                       | —            |
| Not reported .....  | ...                 | ...          | ...            | ...            | 749           | ...           | ...          | ...                 | ...           | 45              | 25                   | ...          | ...          | 48                       | —            |
| <b>Median</b> .....   | ...                 | ...          | ...            | ...            | <b>153</b>    | ...           | ...          | ...                 | ...           | <b>138</b>      | <b>166</b>           | ...          | ...          | <b>113</b>               | ...          |
| <b>Other Housing Costs per Month</b>  |                     |              |                |                |               |               |              |                     |               |                 |                      |              |              |                          |              |
| Homeowner association fee paid .....  | ...                 | ...          | ...            | ...            | 5 423         | ...           | ...          | ...                 | ...           | —               | —                    | ...          | ...          | 1 138                    | —            |
| <b>Median</b> .....   | ...                 | ...          | ...            | ...            | <b>25</b>     | ...           | ...          | ...                 | ...           | ...             | ...                  | ...          | ...          | <b>31</b>                | ...          |
| Mobile home park fee paid .....   | ...                 | ...          | ...            | ...            | 290           | ...           | ...          | ...                 | ...           | —               | —                    | ...          | ...          | 47                       | 290          |
| <b>Median</b> .....   | ...                 | ...          | ...            | ...            | <b>74</b>     | ...           | ...          | ...                 | ...           | ...             | ...                  | ...          | ...          | ...                      | <b>74</b>    |
| Land rent fee paid .....  | ...                 | ...          | ...            | ...            | 142           | ...           | ...          | ...                 | ...           | —               | —                    | ...          | ...          | 13                       | —            |
| <b>Median</b> .....   | ...                 | ...          | ...            | ...            | <b>76</b>     | ...           | ...          | ...                 | ...           | ...             | ...                  | ...          | ...          | ...                      | ...          |



**Table 1A-7. Financial Characteristics—All Housing Units—Con.**

[Numbers in thousands. Consistent with the 1990 Census. ... means not applicable or sample too small. — means zero or rounds to zero]

| Characteristics                           | Total housing units | Seasonal | Year-round |          |                |        |        |          |                     |               |                |                    | New construction 4 years | Mobile homes   |               |
|---|---------------------|----------|------------|----------|----------------|--------|--------|----------|---------------------|---------------|----------------|--------------------|--------------------------|----------------|---------------|
|   |                     |          | Total      | Occupied |                |        | Vacant |          |                     |               |                |                    |                          |                |               |
|   |                     |          |            | Total    | Owner          | Renter | Total  | For rent | Rental vacancy rate | For sale only | Rented or sold | Occasional use/URE |                          |                | Other vacant  |
| <b>OWNER HOUSING UNITS—Con.</b>           |                     |          |            |          |                |        |        |          |                     |               |                |                    |                          |                |               |
| <b>Value<sup>2</sup></b>                  |                     |          |            |          |                |        |        |          |                     |               |                |                    |                          |                |               |
| Less than \$10,000 .....                  | ...                 | ...      | ...        | ...      | 2 062          | ...    | ...    | ...      | ...                 | 72            | 20             | ...                | ...                      | 144            | 1 750         |
| \$10,000 to \$19,999 .....                | ...                 | ...      | ...        | ...      | 1 899          | ...    | ...    | ...      | ...                 | 38            | 12             | ...                | ...                      | 208            | 1 348         |
| \$20,000 to \$29,999 .....                | ...                 | ...      | ...        | ...      | 1 798          | ...    | ...    | ...      | ...                 | 52            | 16             | ...                | ...                      | 268            | 813           |
| \$30,000 to \$39,999 .....                | ...                 | ...      | ...        | ...      | 2 141          | ...    | ...    | ...      | ...                 | 62            | 22             | ...                | ...                      | 212            | 612           |
| \$40,000 to \$49,999 .....                | ...                 | ...      | ...        | ...      | 2 765          | ...    | ...    | ...      | ...                 | 63            | 27             | ...                | ...                      | 167            | 487           |
| \$50,000 to \$59,999 .....                | ...                 | ...      | ...        | ...      | 3 248          | ...    | ...    | ...      | ...                 | 68            | 35             | ...                | ...                      | 140            | 254           |
| \$60,000 to \$69,999 .....                | ...                 | ...      | ...        | ...      | 4 180          | ...    | ...    | ...      | ...                 | 56            | 28             | ...                | ...                      | 153            | 189           |
| \$70,000 to \$79,999 .....                | ...                 | ...      | ...        | ...      | 4 481          | ...    | ...    | ...      | ...                 | 66            | 54             | ...                | ...                      | 146            | 211           |
| \$80,000 to \$99,999 .....                | ...                 | ...      | ...        | ...      | 9 085          | ...    | ...    | ...      | ...                 | 106           | 64             | ...                | ...                      | 361            | 69            |
| \$100,000 to \$119,999 .....              | ...                 | ...      | ...        | ...      | 6 599          | ...    | ...    | ...      | ...                 | 59            | 35             | ...                | ...                      | 338            | 46            |
| \$120,000 to \$149,999 .....              | ...                 | ...      | ...        | ...      | 8 618          | ...    | ...    | ...      | ...                 | 81            | 40             | ...                | ...                      | 611            | 5             |
| \$150,000 to \$199,999 .....              | ...                 | ...      | ...        | ...      | 9 129          | ...    | ...    | ...      | ...                 | 102           | 35             | ...                | ...                      | 819            | 18            |
| \$200,000 to \$249,999 .....              | ...                 | ...      | ...        | ...      | 4 642          | ...    | ...    | ...      | ...                 | 37            | 26             | ...                | ...                      | 509            | 9             |
| \$250,000 to \$299,999 .....              | ...                 | ...      | ...        | ...      | 2 749          | ...    | ...    | ...      | ...                 | 27            | 9              | ...                | ...                      | 344            | —             |
| \$300,000 or more .....                   | ...                 | ...      | ...        | ...      | 5 399          | ...    | ...    | ...      | ...                 | 82            | 59             | ...                | ...                      | 581            | 12            |
| <b>Median</b> .....                       | ...                 | ...      | ...        | ...      | <b>108 300</b> | ...    | ...    | ...      | ...                 | <b>81 672</b> | <b>88 720</b>  | ...                | ...                      | <b>137 826</b> | <b>18 615</b> |
| <b>Other Activities on Property</b>       |                     |          |            |          |                |        |        |          |                     |               |                |                    |                          |                |               |
| Medical or commercial establishment ..... | ...                 | ...      | ...        | ...      | 764            | ...    | ...    | ...      | ...                 | 13            | —              | ...                | ...                      | 24             | 63            |
| Neither .....                             | ...                 | ...      | ...        | ...      | 68 032         | ...    | ...    | ...      | ...                 | 958           | 482            | ...                | ...                      | 4 977          | 5 759         |

<sup>1</sup>Rent asked for vacant units.

<sup>2</sup>Sales price for units that are for sale, purchase price for units sold but not yet occupied.

**Table 1B-1. Introductory Characteristics—All Housing Units—In Central Cities**

[Numbers in thousands. Consistent with the 1990 Census. ... means not applicable or sample too small. — means zero or rounds to zero]

| Characteristics  | Total housing units | Seasonal    | Year-round    |               |               |               |              |                     |               |                 |                      |              |             | New construction 4 years | Mobile homes |
|--|---------------------|-------------|---------------|---------------|---------------|---------------|--------------|---------------------|---------------|-----------------|----------------------|--------------|-------------|--------------------------|--------------|
|  |                     |             | Occupied      |               |               | Vacant        |              |                     |               |                 |                      |              |             |                          |              |
|  |                     |             | Total         | Owner         | Renter        | Total         | For rent     | Rental vacancy rate | For sale only | Rent-ed or sold | Occa-sional use/ URE | Other vacant |             |                          |              |
| <b>Total</b> .....                                       | <b>34 456</b>       | <b>199</b>  | <b>34 257</b> | <b>31 131</b> | <b>15 512</b> | <b>15 619</b> | <b>3 126</b> | <b>1 239</b>        | <b>7.3</b>    | <b>232</b>      | <b>191</b>           | <b>639</b>   | <b>825</b>  | <b>998</b>               | <b>416</b>   |
| <b>Units in Structure</b>                                |                     |             |               |               |               |               |              |                     |               |                 |                      |              |             |                          |              |
| 1, detached .....  | 15 957              | 54          | 15 903        | 15 000        | 12 416        | 2 584         | 903          | 149                 | 5.4           | 158             | 78                   | 194          | 324         | 474                      | ...          |
| 1, attached .....  | 3 359               | 21          | 3 338         | 2 963         | 1 371         | 1 592         | 375          | 111                 | 6.5           | 31              | 24                   | 102          | 108         | 133                      | ...          |
| 2 to 4 .....   | 4 925               | 17          | 4 908         | 4 262         | 739           | 3 523         | 646          | 307                 | 8.0           | 14              | 28                   | 78           | 219         | 50                       | ...          |
| 5 to 9 .....   | 2 713               | 7           | 2 706         | 2 378         | 144           | 2 234         | 327          | 187                 | 7.7           | 7               | 21                   | 36           | 77          | 74                       | ...          |
| 10 to 19 .....   | 2 424               | 13          | 2 411         | 2 125         | 136           | 1 989         | 286          | 175                 | 8.0           | 6               | 21                   | 50           | 35          | 87                       | ...          |
| 20 to 49 .....   | 2 144               | 8           | 2 137         | 1 877         | 109           | 1 768         | 259          | 165                 | 8.5           | 1               | 6                    | 62           | 25          | 85                       | ...          |
| 50 or more .....   | 2 519               | 39          | 2 480         | 2 179         | 329           | 1 850         | 301          | 140                 | 7.0           | 12              | 12                   | 116          | 22          | 42                       | ...          |
| Mobile home or trailer .....                             | 416                 | 41          | 375           | 348           | 269           | 79            | 27           | 5                   | 6.0           | 3               | 2                    | 2            | 15          | 53                       | 416          |
| <b>Cooperatives and Condominiums</b>                     |                     |             |               |               |               |               |              |                     |               |                 |                      |              |             |                          |              |
| Cooperatives .....                                       | 433                 | 4           | 429           | 396           | 246           | 151           | 32           | 3                   | 2.0           | 7               | 3                    | 10           | 10          | 8                        | 3            |
| Condominiums .....                                       | 1 817               | 33          | 1 784         | 1 550         | 922           | 628           | 235          | 41                  | 6.2           | 29              | 25                   | 113          | 25          | 67                       | —            |
| <b>Year Structure Built<sup>1</sup></b>                  |                     |             |               |               |               |               |              |                     |               |                 |                      |              |             |                          |              |
| 2000 to 2004 .....                                       | —                   | —           | —             | —             | —             | —             | —            | —                   | —             | —               | —                    | —            | —           | —                        | —            |
| 1995 to 1999 .....                                       | 1 213               | 12          | 1 201         | 1 065         | 664           | 401           | 135          | 74                  | 15.6          | 14              | 12                   | 31           | 5           | 998                      | 60           |
| 1990 to 1994 .....                                       | 1 145               | 2           | 1 143         | 1 055         | 625           | 430           | 88           | 22                  | 4.9           | 7               | 12                   | 39           | 8           | —                        | 25           |
| 1985 to 1989 .....                                       | 1 886               | 11          | 1 875         | 1 712         | 761           | 952           | 163          | 83                  | 7.9           | 12              | 21                   | 28           | 19          | —                        | 29           |
| 1980 to 1984 .....                                       | 1 941               | 22          | 1 920         | 1 750         | 785           | 986           | 169          | 70                  | 6.6           | 15              | 12                   | 49           | 24          | —                        | 35           |
| 1975 to 1979 .....                                       | 2 676               | 16          | 2 660         | 2 443         | 1 059         | 1 384         | 217          | 87                  | 5.8           | 19              | 23                   | 44           | 44          | —                        | 91           |
| 1970 to 1974 .....                                       | 2 981               | 25          | 2 956         | 2 721         | 1 122         | 1 599         | 236          | 106                 | 6.2           | 11              | 12                   | 71           | 35          | —                        | 98           |
| 1960 to 1969 .....                                       | 4 791               | 45          | 4 745         | 4 364         | 2 326         | 2 037         | 382          | 179                 | 8.0           | 22              | 17                   | 77           | 87          | —                        | 68           |
| 1950 to 1959 .....                                       | 4 662               | 17          | 4 645         | 4 310         | 2 625         | 1 685         | 335          | 131                 | 7.2           | 29              | 22                   | 62           | 91          | —                        | 6            |
| 1940 to 1949 .....                                       | 3 370               | 10          | 3 360         | 3 063         | 1 614         | 1 448         | 297          | 96                  | 6.2           | 15              | 13                   | 56           | 118         | —                        | —            |
| 1930 to 1939 .....                                       | 2 922               | 9           | 2 914         | 2 614         | 1 277         | 1 337         | 299          | 114                 | 7.8           | 25              | 11                   | 58           | 92          | —                        | 2            |
| 1920 to 1929 .....                                       | 2 836               | 8           | 2 827         | 2 532         | 1 180         | 1 351         | 296          | 97                  | 6.6           | 37              | 18                   | 45           | 98          | —                        | —            |
| 1919 or earlier .....                                    | 4 032               | 22          | 4 011         | 3 502         | 1 494         | 2 008         | 509          | 181                 | 8.2           | 25              | 19                   | 79           | 205         | —                        | —            |
| <b>Median</b> .....                                      | <b>1959</b>         | <b>1968</b> | <b>1959</b>   | <b>1959</b>   | <b>1958</b>   | <b>1960</b>   | <b>1955</b>  | <b>1960</b>         | <b>...</b>    | <b>1955</b>     | <b>1968</b>          | <b>1963</b>  | <b>1941</b> | <b>...</b>               | <b>1977</b>  |
| <b>Suitability for Year-Round Use<sup>2</sup></b>        |                     |             |               |               |               |               |              |                     |               |                 |                      |              |             |                          |              |
| Built and heated for year-round use .....                | 34 426              | 169         | 34 257        | 31 131        | 15 512        | 15 619        | 3 126        | 1 239               | 7.3           | 232             | 191                  | 639          | 825         | 998                      | 414          |
| Not suitable .....                                       | 28                  | —           | —             | —             | —             | —             | —            | —                   | —             | —               | —                    | —            | —           | —                        | 2            |
| Not reported .....                                       | 2                   | 2           | —             | —             | —             | —             | —            | —                   | —             | —               | —                    | —            | —           | —                        | —            |
| <b>Time Sharing</b>                                      |                     |             |               |               |               |               |              |                     |               |                 |                      |              |             |                          |              |
| Vacant, including URE .....                              | ...                 | 199         | ...           | ...           | ...           | ...           | 3 126        | 1 239               | 93.1          | 232             | 191                  | 639          | 825         | 130                      | 68           |
| Ownership time-shared .....                              | ...                 | —           | ...           | ...           | ...           | ...           | 13           | 2                   | 100.0         | 2               | 2                    | 4            | 4           | —                        | —            |
| Not time-shared .....                                    | ...                 | 199         | ...           | ...           | ...           | ...           | 3 112        | 1 237               | 93.1          | 230             | 189                  | 635          | 821         | 130                      | 68           |
| <b>Duration of Vacancy</b>                               |                     |             |               |               |               |               |              |                     |               |                 |                      |              |             |                          |              |
| Vacant units .....                                       | ...                 | 181         | ...           | ...           | ...           | ...           | 2 784        | 1 239               | 93.3          | 232             | 191                  | 298          | 825         | 109                      | 61           |
| Less than 1 month vacant .....                           | ...                 | 16          | ...           | ...           | ...           | ...           | 497          | 326                 | 87.6          | 20              | 67                   | 29           | 55          | 26                       | 4            |
| 1 month up to 2 months .....                             | ...                 | 2           | ...           | ...           | ...           | ...           | 226          | 157                 | 95.5          | 25              | 9                    | 11           | 24          | 10                       | 2            |
| 2 months up to 6 months .....                            | ...                 | 49          | ...           | ...           | ...           | ...           | 497          | 274                 | 94.7          | 54              | 36                   | 38           | 96          | 18                       | 25           |
| 6 months up to 1 year .....                              | ...                 | 27          | ...           | ...           | ...           | ...           | 275          | 97                  | 92.1          | 35              | 26                   | 36           | 81          | 6                        | —            |
| 1 year up to 2 years .....                               | ...                 | 6           | ...           | ...           | ...           | ...           | 203          | 76                  | 94.0          | 21              | 11                   | 18           | 77          | —                        | 2            |
| 2 years or more .....                                    | ...                 | 53          | ...           | ...           | ...           | ...           | 473          | 94                  | 100.0         | 35              | 20                   | 46           | 277         | 3                        | 18           |
| Never occupied .....                                     | ...                 | 8           | ...           | ...           | ...           | ...           | 29           | 18                  | 100.0         | 7               | —                    | —            | 4           | 26                       | —            |
| Don't know .....   | ...                 | 21          | ...           | ...           | ...           | ...           | 584          | 197                 | 96.6          | 35              | 21                   | 119          | 210         | 22                       | 11           |
| <b>Last Used as a Permanent Residence</b>                |                     |             |               |               |               |               |              |                     |               |                 |                      |              |             |                          |              |
| Vacant seasonal .....                                    | ...                 | 199         | ...           | ...           | ...           | ...           | ...          | ...                 | ...           | ...             | ...                  | ...          | ...         | 8                        | 41           |
| Less than 1 month since occupied as permanent home ..... | ...                 | 3           | ...           | ...           | ...           | ...           | ...          | ...                 | ...           | ...             | ...                  | ...          | ...         | —                        | —            |
| 1 month up to 2 months .....                             | ...                 | 16          | ...           | ...           | ...           | ...           | ...          | ...                 | ...           | ...             | ...                  | ...          | ...         | —                        | —            |
| 2 months up to 6 months .....                            | ...                 | 20          | ...           | ...           | ...           | ...           | ...          | ...                 | ...           | ...             | ...                  | ...          | ...         | —                        | 7            |
| 6 months up to 1 year .....                              | ...                 | 11          | ...           | ...           | ...           | ...           | ...          | ...                 | ...           | ...             | ...                  | ...          | ...         | —                        | 6            |
| 1 year up to 2 years .....                               | ...                 | 9           | ...           | ...           | ...           | ...           | ...          | ...                 | ...           | ...             | ...                  | ...          | ...         | —                        | —            |
| 2 years or more .....                                    | ...                 | 64          | ...           | ...           | ...           | ...           | ...          | ...                 | ...           | ...             | ...                  | ...          | ...         | —                        | 13           |
| Never occupied as permanent home .....                   | ...                 | 29          | ...           | ...           | ...           | ...           | ...          | ...                 | ...           | ...             | ...                  | ...          | ...         | 4                        | 3            |
| Don't know .....   | ...                 | 48          | ...           | ...           | ...           | ...           | ...          | ...                 | ...           | ...             | ...                  | ...          | ...         | 4                        | 12           |
| Not reported .....                                       | ...                 | —           | ...           | ...           | ...           | ...           | ...          | ...                 | ...           | ...             | ...                  | ...          | ...         | —                        | —            |
| <b>Metropolitan/Nonmetropolitan Areas</b>                |                     |             |               |               |               |               |              |                     |               |                 |                      |              |             |                          |              |
| Inside metropolitan statistical areas .....              | 34 456              | 199         | 34 257        | 31 131        | 15 512        | 15 619        | 3 126        | 1 239               | 7.3           | 232             | 191                  | 639          | 825         | 998                      | 416          |
| In central cities .....                                  | 34 456              | 199         | 34 257        | 31 131        | 15 512        | 15 619        | 3 126        | 1 239               | 7.3           | 232             | 191                  | 639          | 825         | 998                      | 416          |
| Suburbs .....  | ...                 | ...         | ...           | ...           | ...           | ...           | ...          | ...                 | ...           | ...             | ...                  | ...          | ...         | ...                      | ...          |
| Outside metropolitan statistical areas .....             | ...                 | ...         | ...           | ...           | ...           | ...           | ...          | ...                 | ...           | ...             | ...                  | ...          | ...         | ...                      | ...          |
| <b>Regions</b>   |                     |             |               |               |               |               |              |                     |               |                 |                      |              |             |                          |              |
| Northeast .....  | 7 099               | 22          | 7 076         | 6 415         | 2 478         | 3 938         | 661          | 231                 | 5.5           | 49              | 23                   | 143          | 215         | 45                       | 7            |
| Midwest .....  | 7 534               | 12          | 7 522         | 6 769         | 3 813         | 2 955         | 754          | 310                 | 9.4           | 62              | 70                   | 113          | 198         | 199                      | 74           |
| South .....  | 11 360              | 90          | 11 270        | 10 044        | 5 251         | 4 793         | 1 226        | 484                 | 9.1           | 70              | 53                   | 287          | 332         | 371                      | 146          |
| West .....   | 8 463               | 75          | 8 388         | 7 904         | 3 970         | 3 933         | 485          | 214                 | 5.1           | 51              | 45                   | 96           | 79          | 383                      | 188          |
| <b>Urbanized Areas</b>                                   |                     |             |               |               |               |               |              |                     |               |                 |                      |              |             |                          |              |
| Inside urbanized areas .....                             | ...                 | ...         | ...           | ...           | ...           | ...           | ...          | ...                 | ...           | ...             | ...                  | ...          | ...         | ...                      | ...          |
| In central cities of MSAs .....                          | ...                 | ...         | ...           | ...           | ...           | ...           | ...          | ...                 | ...           | ...             | ...                  | ...          | ...         | ...                      | ...          |
| Urban fringe .....                                       | ...                 | ...         | ...           | ...           | ...           | ...           | ...          | ...                 | ...           | ...             | ...                  | ...          | ...         | ...                      | ...          |
| Outside urbanized areas .....                            | ...                 | ...         | ...           | ...           | ...           | ...           | ...          | ...                 | ...           | ...             | ...                  | ...          | ...         | ...                      | ...          |
| Other urban .....  | ...                 | ...         | ...           | ...           | ...           | ...           | ...          | ...                 | ...           | ...             | ...                  | ...          | ...         | ...                      | ...          |
| Rural .....  | ...                 | ...         | ...           | ...           | ...           | ...           | ...          | ...                 | ...           | ...             | ...                  | ...          | ...         | ...                      | ...          |
| <b>Place Size</b>  |                     |             |               |               |               |               |              |                     |               |                 |                      |              |             |                          |              |
| Less than 2,500 persons .....                            | —                   | —           | —             | —             | —             | —             | —            | —                   | —             | —               | —                    | —            | —           | —                        | —            |
| 2,500 to 9,999 persons .....                             | —                   | —           | —             | —             | —             | —             | —            | —                   | —             | —               | —                    | —            | —           | —                        | —            |
| 10,000 to 19,999 persons .....                           | 193                 | 19          | 174           | 158           | 72            | 87            | 15           | 4                   | 3.9           | —               | —                    | 4            | 8           | 7                        | 2            |
| 20,000 to 49,999 persons .....                           | 3 434               | 23          | 3 411         | 3 060         | 1 647         | 1 413         | 351          | 122                 | 8.0           | 26              | 27                   | 63           | 112         | 97                       | 58           |
| 50,000 to 99,999 persons .....                           | 5 087               | 23          | 5 064         | 4 595         | 2 610         | 1 986         | 469          | 137                 | 6.4           | 46              | 35                   | 138          | 112         | 232                      | 102          |
| 100,000 to 249,999 persons .....                         | 7 371               | 69          | 7 302         | 6 648         | 3 557         | 3 092         | 653          | 270                 | 8.0           | 58              | 53                   | 143          | 129         | 216                      | 148          |
| 250,000 to 499,999 persons .....                         | 5 962               | 20          | 5 943         | 5 384         | 2 742         | 2 642         | 558          | 256                 | 8.8           | 28              | 34                   | 108          | 132         | 215                      | 43           |
| 500,000 to 999,999 persons .....                         | 5 126               | 16          | 5 110         | 4 590         | 2 298         | 2 293         | 520          | 208                 | 8.3           | 35              | 19                   | 92           | 166         | 116                      | 46           |
| 1,000,000 persons or more .....                          | 7 284               | 30          | 7 254         | 6 695         | 2 587         | 4 107         | 560          | 242                 | 5.5           | 39              | 22                   | 91           | 166         | 115                      | 16           |

**Table 1B-1. Introductory Characteristics—All Housing Units—In Central Cities—Con.**

[Numbers in thousands. Consistent with the 1990 Census. ... means not applicable or sample too small. — means zero or rounds to zero]

| Characteristics                                 | Total housing units | Seasonal | Year-round |          |        |        |        |          |                     |               |                 |                      | New construction 4 years | Mobile homes |              |
|---|---------------------|----------|------------|----------|--------|--------|--------|----------|---------------------|---------------|-----------------|----------------------|--------------------------|--------------|--------------|
|   |                     |          | Total      | Occupied |        |        | Vacant |          |                     |               |                 |                      |                          |              |              |
|   |                     |          |            | Total    | Owner  | Renter | Total  | For rent | Rental vacancy rate | For sale only | Rent-ed or sold | Occa-sional use/ URE |                          |              | Other vacant |
| <b>Homes Currently for Sale or Rent</b>         |                     |          |            |          |        |        |        |          |                     |               |                 |                      |                          |              |              |
| Up for rent only .....                          | ...                 | ...      | ...        | ...      | 26     | ...    | ...    | 1 205    | ...                 | —             | ...             | 199                  | —                        | 71           | 5            |
| Up for rent or for sale .....                   | ...                 | ...      | ...        | ...      | 12     | ...    | ...    | 34       | ...                 | —             | ...             | 2                    | —                        | 2            | —            |
| For sale only .....                             | ...                 | ...      | ...        | ...      | 225    | ...    | ...    | —        | ...                 | —             | 232             | 12                   | —                        | 20           | 9            |
| Not on the market .....                         | ...                 | ...      | ...        | ...      | 14 896 | ...    | ...    | —        | ...                 | —             | —               | 426                  | 825                      | 558          | 211          |
| Not reported .....                              | ...                 | ...      | ...        | ...      | 354    | ...    | ...    | —        | ...                 | —             | —               | —                    | —                        | 13           | 71           |
| <b>Reasons for Extra Unit Owned<sup>3</sup></b> |                     |          |            |          |        |        |        |          |                     |               |                 |                      |                          |              |              |
| Extra units .....                               | 831                 | 192      | 639        | —        | —      | —      | 639    | —        | —                   | —             | —               | 639                  | —                        | 39           | 40           |
| Previous usual residence .....                  | 169                 | 49       | 120        | —        | —      | —      | 120    | —        | —                   | —             | —               | 120                  | —                        | —            | 18           |
| Used for recreational purposes .....            | 134                 | 50       | 84         | —        | —      | —      | 84     | —        | —                   | —             | —               | 84                   | —                        | 6            | 14           |
| Investment purposes .....                       | 197                 | 23       | 175        | —        | —      | —      | 175    | —        | —                   | —             | —               | 175                  | —                        | 8            | —            |
| Unable to sell property .....                   | 34                  | 12       | 22         | —        | —      | —      | 22     | —        | —                   | —             | —               | 22                   | —                        | —            | 6            |
| Inherited property .....                        | 37                  | 14       | 23         | —        | —      | —      | 23     | —        | —                   | —             | —               | 23                   | —                        | —            | 3            |
| Other reasons .....                             | 234                 | 65       | 168        | —        | —      | —      | 168    | —        | —                   | —             | —               | 168                  | —                        | 23           | 6            |
| Not reported .....                              | 100                 | 10       | 90         | —        | —      | —      | 90     | —        | —                   | —             | —               | 90                   | —                        | 4            | —            |
| <b>Location of Extra Unit</b>                   |                     |          |            |          |        |        |        |          |                     |               |                 |                      |                          |              |              |
| Within 150 miles of current residence .....     | 356                 | 77       | 279        | —        | —      | —      | 279    | —        | —                   | —             | —               | 279                  | —                        | 10           | 19           |
| 150 miles or more from current residence .....  | 269                 | 99       | 170        | —        | —      | —      | 170    | —        | —                   | —             | —               | 170                  | —                        | 16           | 21           |
| Not reported .....                              | 205                 | 16       | 189        | —        | —      | —      | 189    | —        | —                   | —             | —               | 189                  | —                        | 13           | 1            |
| <b>Nights Owner Spent at Extra Unit</b>         |                     |          |            |          |        |        |        |          |                     |               |                 |                      |                          |              |              |
| 0-2 nights .....                                | 351                 | 67       | 284        | —        | —      | —      | 284    | —        | —                   | —             | —               | 284                  | —                        | 17           | 8            |
| 3-7 nights .....                                | 24                  | 7        | 17         | —        | —      | —      | 17     | —        | —                   | —             | —               | 17                   | —                        | —            | 4            |
| 8 nights or more .....                          | 285                 | 99       | 186        | —        | —      | —      | 186    | —        | —                   | —             | —               | 186                  | —                        | 10           | 27           |
| Not reported .....                              | 171                 | 19       | 152        | —        | —      | —      | 152    | —        | —                   | —             | —               | 152                  | —                        | 12           | 1            |
| <b>Nights Owner Rented Extra Unit</b>           |                     |          |            |          |        |        |        |          |                     |               |                 |                      |                          |              |              |
| 0-2 nights .....                                | 410                 | 131      | 279        | —        | —      | —      | 279    | —        | —                   | —             | —               | 279                  | —                        | 16           | 19           |
| 3-7 nights .....                                | 5                   | —        | 5          | —        | —      | —      | 5      | —        | —                   | —             | —               | 5                    | —                        | —            | —            |
| 8 nights or more .....                          | 252                 | 38       | 214        | —        | —      | —      | 214    | —        | —                   | —             | —               | 214                  | —                        | 13           | 10           |
| Not reported .....                              | 163                 | 23       | 140        | —        | —      | —      | 140    | —        | —                   | —             | —               | 140                  | —                        | 10           | 11           |

<sup>1</sup>For mobile home, oldest category is 1939 or earlier.

<sup>2</sup>If occupied year-round, assumed to be suitable for year-round use.

<sup>3</sup>Figures may not add to total because more than one category may apply to a unit.

**Table 1B-2. Height and Condition of Building—All Housing Units—In Central Cities**

[Numbers in thousands. Consistent with the 1990 Census. ... means not applicable or sample too small. — means zero or rounds to zero]

| Characteristics   | Total housing units | Seasonal   | Year-round    |               |               |               |              |                     |               |                 |                      |              |            | New construction 4 years | Mobile homes |
|---|---------------------|------------|---------------|---------------|---------------|---------------|--------------|---------------------|---------------|-----------------|----------------------|--------------|------------|--------------------------|--------------|
|   |                     |            | Occupied      |               |               | Vacant        |              |                     |               |                 |                      |              |            |                          |              |
|   |                     |            | Total         | Owner         | Renter        | Total         | For rent     | Rental vacancy rate | For sale only | Rent-ed or sold | Occa-sional use/ URE | Other vacant |            |                          |              |
| <b>Total</b> .....  | <b>34 456</b>       | <b>199</b> | <b>34 257</b> | <b>31 131</b> | <b>15 512</b> | <b>15 619</b> | <b>3 126</b> | <b>1 239</b>        | <b>7.3</b>    | <b>232</b>      | <b>191</b>           | <b>639</b>   | <b>825</b> | <b>998</b>               | <b>416</b>   |
| <b>Stories in Structure<sup>1</sup></b>                   |                     |            |               |               |               |               |              |                     |               |                 |                      |              |            |                          |              |
| 1 .....   | ...                 | 55         | ...           | ...           | 6 111         | 3 139         | ...          | 205                 | 6.1           | 86              | 57                   | 176          | 256        | 272                      | ...          |
| 2 .....   | ...                 | 36         | ...           | ...           | 4 479         | 5 572         | ...          | 505                 | 8.2           | 73              | 63                   | 166          | 244        | 366                      | ...          |
| 3 .....   | ...                 | 23         | ...           | ...           | 3 551         | 3 632         | ...          | 320                 | 8.1           | 53              | 45                   | 114          | 224        | 268                      | ...          |
| 4 to 6 .....  | ...                 | 21         | ...           | ...           | 827           | 2 031         | ...          | 130                 | 6.0           | 10              | 18                   | 75           | 66         | 23                       | ...          |
| 7 or more .....   | ...                 | 24         | ...           | ...           | 275           | 1 166         | ...          | 74                  | 6.0           | 7               | 5                    | 106          | 20         | 16                       | ...          |
| <b>Stories Between Main and Apartment Entrances</b>       |                     |            |               |               |               |               |              |                     |               |                 |                      |              |            |                          |              |
| Multiunits, 2 or more floors .....                        | ...                 | 79         | ...           | ...           | 1 346         | 10 376        | ...          | 886                 | 7.8           | 35              | 81                   | 320          | 352        | 320                      | ...          |
| None (on same floor) .....                                | ...                 | 8          | ...           | ...           | 465           | 2 955         | ...          | 273                 | 8.4           | 11              | 28                   | 66           | 135        | 101                      | ...          |
| 1 (up or down) .....                                      | ...                 | 12         | ...           | ...           | 299           | 2 756         | ...          | 250                 | 8.2           | 10              | 25                   | 76           | 79         | 76                       | ...          |
| 2 or more (up or down) .....                              | ...                 | 58         | ...           | ...           | 582           | 4 664         | ...          | 364                 | 7.2           | 14              | 29                   | 178          | 138        | 143                      | ...          |
| <b>Common Stairways</b>                                   |                     |            |               |               |               |               |              |                     |               |                 |                      |              |            |                          |              |
| Multiunits, 2 or more floors .....                        | ...                 | 79         | ...           | ...           | 1 346         | 10 376        | ...          | 886                 | 7.8           | 35              | 81                   | 320          | 352        | 320                      | ...          |
| No common stairways .....                                 | ...                 | 10         | ...           | ...           | 103           | 728           | ...          | 79                  | 9.7           | —               | 4                    | 6            | 46         | 24                       | ...          |
| With common stairways .....                               | ...                 | 65         | ...           | ...           | 1 188         | 9 296         | ...          | 783                 | 7.7           | 31              | 76                   | 304          | 256        | 278                      | ...          |
| No loose steps .....                                      | ...                 | 56         | ...           | ...           | 1 041         | 7 847         | ...          | 692                 | 8.1           | 26              | 59                   | 253          | 205        | 240                      | ...          |
| Railings not loose .....                                  | ...                 | 44         | ...           | ...           | 891           | 6 464         | ...          | 604                 | 8.5           | 22              | 53                   | 215          | 170        | 206                      | ...          |
| Railings loose .....                                      | ...                 | 11         | ...           | ...           | 127           | 1 092         | ...          | 70                  | 6.0           | 4               | 3                    | 31           | 16         | 30                       | ...          |
| No railings .....   | ...                 | —          | ...           | ...           | 20            | 223           | ...          | 15                  | 6.0           | 1               | 3                    | —            | 9          | 4                        | ...          |
| Status of railings not reported .....                     | ...                 | —          | ...           | ...           | 4             | 69            | ...          | 4                   | 5.4           | —               | —                    | 7            | 9          | —                        | ...          |
| Loose steps .....   | ...                 | 9          | ...           | ...           | 146           | 1 449         | ...          | 91                  | 5.9           | 5               | 18                   | 51           | 51         | 38                       | ...          |
| Railings not loose .....                                  | ...                 | 9          | ...           | ...           | 131           | 1 233         | ...          | 76                  | 5.7           | 5               | 18                   | 47           | 7          | 38                       | ...          |
| Railings loose .....                                      | ...                 | —          | ...           | ...           | 15            | 191           | ...          | 14                  | 6.9           | —               | —                    | 3            | 34         | —                        | ...          |
| No railings .....   | ...                 | —          | ...           | ...           | —             | 13            | ...          | 1                   | 5.4           | —               | —                    | 1            | 3          | —                        | ...          |
| Status of railings not reported .....                     | ...                 | —          | ...           | ...           | —             | 11            | ...          | —                   | —             | —               | —                    | —            | 8          | —                        | ...          |
| Status of stairways not reported .....                    | ...                 | 3          | ...           | ...           | 55            | 352           | ...          | 24                  | 6.4           | 3               | 1                    | 10           | 50         | 18                       | ...          |
| <b>Light Fixtures in Public Halls</b>                     |                     |            |               |               |               |               |              |                     |               |                 |                      |              |            |                          |              |
| 2 or more units in structure .....                        | ...                 | 84         | ...           | ...           | 1 457         | 11 363        | ...          | 975                 | 7.9           | 39              | 87                   | 341          | 378        | 338                      | ...          |
| No public halls .....                                     | ...                 | 19         | ...           | ...           | 152           | 1 466         | ...          | 166                 | 10.1          | 2               | 14                   | 31           | 77         | 52                       | ...          |
| No light fixtures in public halls .....                   | ...                 | 2          | ...           | ...           | 34            | 245           | ...          | 32                  | 11.5          | —               | —                    | —            | 24         | —                        | ...          |
| All in working order .....                                | ...                 | 59         | ...           | ...           | 1 160         | 8 319         | ...          | 674                 | 7.4           | 28              | 64                   | 274          | 137        | 265                      | ...          |
| Some in working order .....                               | ...                 | —          | ...           | ...           | 4             | 355           | ...          | 14                  | 3.9           | 2               | —                    | 3            | 16         | —                        | ...          |
| None in working order .....                               | ...                 | —          | ...           | ...           | 46            | 512           | ...          | 30                  | 5.4           | 1               | 3                    | 13           | 42         | 8                        | ...          |
| Not reported .....  | ...                 | 3          | ...           | ...           | 62            | 466           | ...          | 59                  | 11.1          | 5               | 6                    | 20           | 83         | 13                       | ...          |
| <b>Elevator on Floor</b>                                  |                     |            |               |               |               |               |              |                     |               |                 |                      |              |            |                          |              |
| Multiunits, 2 or more floors .....                        | ...                 | 79         | ...           | ...           | 1 346         | 10 376        | ...          | 886                 | 7.8           | 35              | 81                   | 320          | 352        | 320                      | ...          |
| With 1 or more elevators working .....                    | ...                 | 36         | ...           | ...           | 416           | 2 555         | ...          | 194                 | 7.0           | 15              | 16                   | 115          | 49         | 72                       | ...          |
| With elevator, none in working condition .....            | ...                 | —          | ...           | ...           | 8             | 119           | ...          | 5                   | 3.8           | —               | —                    | 6            | 4          | —                        | ...          |
| No elevator .....   | ...                 | 43         | ...           | ...           | 922           | 7 702         | ...          | 687                 | 8.1           | 20              | 65                   | 199          | 298        | 248                      | ...          |
| Units 3 or more floors from main entrance .....           | ...                 | 3          | ...           | ...           | 61            | 950           | ...          | 60                  | 5.9           | 5               | 3                    | 23           | 29         | 46                       | ...          |
| <b>Foundation</b>   |                     |            |               |               |               |               |              |                     |               |                 |                      |              |            |                          |              |
| 1 unit bldg. excl. mobile homes .....                     | ...                 | 75         | ...           | ...           | 13 786        | 4 176         | ...          | 260                 | 5.8           | 189             | 102                  | 296          | 432        | 606                      | ...          |
| With basement under all of building .....                 | ...                 | 11         | ...           | ...           | 4 931         | 1 059         | ...          | 65                  | 5.8           | 70              | 28                   | 69           | 148        | 110                      | ...          |
| With basement under part of building .....                | ...                 | —          | ...           | ...           | 1 226         | 247           | ...          | 20                  | 7.4           | 18              | 5                    | 15           | 22         | 33                       | ...          |
| With crawl space .....                                    | ...                 | 18         | ...           | ...           | 3 183         | 1 173         | ...          | 67                  | 5.4           | 37              | 29                   | 79           | 129        | 84                       | ...          |
| On concrete slab .....                                    | ...                 | 36         | ...           | ...           | 4 357         | 1 635         | ...          | 101                 | 5.8           | 62              | 35                   | 128          | 127        | 360                      | ...          |
| Other .....   | ...                 | 9          | ...           | ...           | 90            | 62            | ...          | 7                   | 9.8           | 3               | 6                    | 5            | 7          | 20                       | ...          |
| <b>External Building Conditions<sup>2</sup></b>           |                     |            |               |               |               |               |              |                     |               |                 |                      |              |            |                          |              |
| Sagging roof .....  | 947                 | 21         | 927           | 740           | 334           | 406           | 187          | 51                  | 11.0          | 5               | 7                    | 27           | 96         | 3                        | 26           |
| Missing roofing material .....                            | 1 520               | 15         | 1 505         | 1 267         | 589           | 678           | 238          | 62                  | 8.3           | 17              | 4                    | 40           | 115        | 8                        | 10           |
| Hole in roof .....  | 819                 | 17         | 802           | 676           | 274           | 402           | 126          | 29                  | 6.6           | 5               | 4                    | 22           | 66         | 2                        | 17           |
| Missing bricks, siding, other outside wall material ..... | 1 202               | 23         | 1 179         | 905           | 298           | 607           | 274          | 50                  | 7.5           | 16              | 10                   | 42           | 156        | 6                        | 12           |
| Sloping outside walls .....                               | 689                 | 11         | 677           | 546           | 184           | 361           | 132          | 30                  | 7.6           | 10              | 1                    | 14           | 76         | 5                        | 23           |
| Boarded up windows .....                                  | 834                 | 29         | 806           | 485           | 137           | 348           | 321          | 92                  | 20.9          | 20              | 8                    | 23           | 178        | 1                        | 20           |
| Broken windows .....                                      | 1 886               | 26         | 1 860         | 1 537         | 612           | 924           | 323          | 82                  | 8.0           | 13              | 14                   | 37           | 178        | 3                        | 45           |
| Bars on windows .....                                     | 3 775               | 8          | 3 767         | 3 443         | 1 505         | 1 938         | 323          | 150                 | 7.1           | 17              | 13                   | 52           | 91         | 6                        | 7            |
| Foundation crumbling or has open crack or hole .....      | 1 238               | 16         | 1 222         | 1 041         | 452           | 589           | 181          | 48                  | 7.4           | 8               | 7                    | 25           | 94         | 5                        | 13           |
| None of the above .....                                   | 24 098              | 158        | 23 940        | 21 940        | 11 758        | 10 183        | 2 000        | 850                 | 7.7           | 158             | 146                  | 462          | 384        | 927                      | 314          |
| Not reported .....  | 932                 | —          | 932           | 866           | 478           | 388           | 66           | 20                  | 4.9           | 3               | —                    | 23           | 19         | 26                       | 15           |
| <b>Site Placement</b>                                     |                     |            |               |               |               |               |              |                     |               |                 |                      |              |            |                          |              |
| Mobile homes .....  | ...                 | 41         | ...           | ...           | 269           | 79            | ...          | 5                   | 6.0           | 3               | 2                    | 2            | 15         | 53                       | 416          |
| First site .....  | ...                 | 24         | ...           | ...           | 192           | 17            | ...          | —                   | 1.5           | —               | 2                    | 2            | 11         | 41                       | 247          |
| Moved from another site .....                             | ...                 | 5          | ...           | ...           | 29            | 6             | ...          | 2                   | 21.3          | 3               | —                    | —            | 4          | 9                        | 49           |
| Don't know .....  | ...                 | 12         | ...           | ...           | 24            | 56            | ...          | 3                   | 5.2           | —               | —                    | —            | —          | 4                        | 96           |
| Not reported .....  | ...                 | —          | ...           | ...           | 23            | —             | ...          | —                   | —             | —               | —                    | —            | —          | —                        | 23           |

<sup>1</sup>Figures exclude mobile homes.

<sup>2</sup>Figures may not add to total because more than one category may apply to a unit.

**Table 1B-3. Size of Unit and Lot—All Housing Units—In Central Cities**

[Numbers in thousands. Consistent with the 1990 Census. ... means not applicable or sample too small. — means zero or rounds to zero]

| Characteristics                          | Total housing units | Seasonal   | Year-round    |               |               |               |              |                     |               |                 |                      |              |              | New construction 4 years | Mobile homes |  |
|--|---------------------|------------|---------------|---------------|---------------|---------------|--------------|---------------------|---------------|-----------------|----------------------|--------------|--------------|--------------------------|--------------|--|
|  |                     |            | Occupied      |               |               | Vacant        |              |                     |               |                 |                      |              |              |                          |              |  |
|  |                     |            | Total         | Owner         | Renter        | Total         | For rent     | Rental vacancy rate | For sale only | Rent-ed or sold | Occa-sional use/ URE | Other vacant |              |                          |              |  |
| <b>Total</b> .....                       | <b>34 456</b>       | <b>199</b> | <b>34 257</b> | <b>31 131</b> | <b>15 512</b> | <b>15 619</b> | <b>3 126</b> | <b>1 239</b>        | <b>7.3</b>    | <b>232</b>      | <b>191</b>           | <b>639</b>   | <b>825</b>   | <b>998</b>               | <b>416</b>   |  |
| <b>Rooms</b>                             |                     |            |               |               |               |               |              |                     |               |                 |                      |              |              |                          |              |  |
| 1 room .....                             | 321                 | 4          | 316           | 250           | 5             | 245           | 66           | 32                  | 11.6          | 1               | —                    | 15           | 18           | —                        | 2            |  |
| 2 rooms .....                            | 811                 | 9          | 802           | 652           | 19            | 634           | 150          | 61                  | 8.7           | 4               | 7                    | 27           | 50           | —                        | 2            |  |
| 3 rooms .....                            | 5 329               | 51         | 5 277         | 4 553         | 307           | 4 246         | 724          | 407                 | 8.7           | 13              | 23                   | 158          | 123          | 140                      | 43           |  |
| 4 rooms .....                            | 7 890               | 54         | 7 835         | 6 850         | 1 537         | 5 312         | 986          | 431                 | 7.5           | 44              | 58                   | 218          | 235          | 177                      | 164          |  |
| 5 rooms .....                            | 7 337               | 55         | 7 281         | 6 699         | 3 589         | 3 110         | 583          | 193                 | 5.8           | 55              | 34                   | 111          | 189          | 237                      | 113          |  |
| 6 rooms .....                            | 6 412               | 14         | 6 398         | 6 030         | 4 563         | 1 467         | 368          | 81                  | 5.2           | 58              | 42                   | 47           | 139          | 183                      | 81           |  |
| 7 rooms .....                            | 3 370               | 5          | 3 364         | 3 249         | 2 827         | 422           | 116          | 22                  | 4.9           | 26              | —                    | 31           | 36           | 107                      | 7            |  |
| 8 rooms .....                            | 1 711               | —          | 1 711         | 1 639         | 1 517         | 122           | 73           | 4                   | 2.8           | 17              | 11                   | 20           | 21           | 83                       | 5            |  |
| 9 rooms .....                            | 722                 | —          | 722           | 691           | 653           | 38            | 31           | 3                   | 7.0           | 7               | 10                   | 4            | 7            | 44                       | —            |  |
| 10 rooms or more .....                   | 555                 | 6          | 550           | 519           | 496           | 23            | 31           | 4                   | 15.9          | 6               | 6                    | 9            | 5            | 28                       | —            |  |
| <b>Bedrooms</b>                          |                     |            |               |               |               |               |              |                     |               |                 |                      |              |              |                          |              |  |
| None .....                               | 726                 | 8          | 718           | 555           | 24            | 531           | 163          | 66                  | 10.9          | 4               | 7                    | 38           | 48           | —                        | 2            |  |
| 1 .....                                  | 7 075               | 66         | 7 009         | 6 085         | 485           | 5 600         | 925          | 503                 | 8.2           | 22              | 25                   | 198          | 177          | 166                      | 55           |  |
| 2 .....                                  | 11 123              | 80         | 11 042        | 9 839         | 3 531         | 6 308         | 1 203        | 502                 | 7.3           | 62              | 76                   | 261          | 302          | 238                      | 220          |  |
| 3 .....                                  | 11 459              | 37         | 11 422        | 10 793        | 8 130         | 2 663         | 629          | 134                 | 4.8           | 101             | 58                   | 102          | 233          | 390                      | 131          |  |
| 4 or more .....                          | 4 074               | 9          | 4 065         | 3 860         | 3 342         | 517           | 206          | 34                  | 6.2           | 43              | 24                   | 40           | 64           | 205                      | 7            |  |
| <b>Complete Bathrooms</b>                |                     |            |               |               |               |               |              |                     |               |                 |                      |              |              |                          |              |  |
| None .....                               | 602                 | 18         | 585           | 283           | 44            | 239           | 301          | 71                  | 22.6          | 14              | —                    | 41           | 176          | 8                        | 14           |  |
| 1 .....                                  | 18 912              | 103        | 18 809        | 16 863        | 4 869         | 11 994        | 1 947        | 933                 | 7.2           | 98              | 95                   | 363          | 457          | 213                      | 173          |  |
| 1 and one-half .....                     | 4 748               | 15         | 4 732         | 4 494         | 3 207         | 1 287         | 238          | 69                  | 5.1           | 36              | 8                    | 56           | 70           | 59                       | 50           |  |
| 2 or more .....                          | 10 194              | 63         | 10 131        | 9 491         | 7 392         | 2 099         | 640          | 167                 | 7.3           | 84              | 88                   | 179          | 122          | 718                      | 179          |  |
| <b>Square Footage of Unit</b>            |                     |            |               |               |               |               |              |                     |               |                 |                      |              |              |                          |              |  |
| Single detached and mobile homes .....   | 16 373              | 95         | 16 278        | 15 348        | 12 684        | 2 663         | 930          | 154                 | 5.4           | 162             | 80                   | 196          | 339          | 527                      | 416          |  |
| Less than 500 .....                      | 241                 | 16         | 226           | 204           | 124           | 80            | 21           | 2                   | 2.7           | —               | —                    | 3            | 16           | 4                        | 42           |  |
| 500 to 749 .....                         | 475                 | 27         | 448           | 390           | 212           | 177           | 59           | 13                  | 6.9           | 9               | —                    | 12           | 24           | —                        | 83           |  |
| 750 to 999 .....                         | 1 343               | 17         | 1 325         | 1 206         | 797           | 410           | 119          | 22                  | 5.0           | 16              | 12                   | 23           | 46           | 10                       | 99           |  |
| 1,000 to 1,499 .....                     | 4 244               | 4          | 4 239         | 4 013         | 3 223         | 790           | 226          | 44                  | 5.2           | 41              | 25                   | 37           | 78           | 92                       | 120          |  |
| 1,500 to 1,999 .....                     | 3 617               | 13         | 3 604         | 3 466         | 3 051         | 415           | 138          | 24                  | 5.4           | 31              | 11                   | 27           | 46           | 123                      | 41           |  |
| 2,000 to 2,499 .....                     | 2 265               | 8          | 2 257         | 2 154         | 1 958         | 196           | 103          | 12                  | 5.8           | 20              | 5                    | 26           | 39           | 113                      | 3            |  |
| 2,500 to 2,999 .....                     | 1 065               | —          | 1 065         | 1 022         | 951           | 71            | 43           | 4                   | 5.2           | 12              | 4                    | 13           | 10           | 45                       | 1            |  |
| 3,000 to 3,999 .....                     | 949                 | —          | 949           | 910           | 849           | 60            | 39           | 1                   | 2.2           | 8               | 13                   | 9            | 8            | 66                       | —            |  |
| 4,000 or more .....                      | 625                 | 4          | 620           | 591           | 552           | 39            | 29           | 2                   | 5.0           | 5               | —                    | 8            | 13           | 41                       | 4            |  |
| Not reported (includes don't know) ..... | 1 550               | 6          | 1 545         | 1 391         | 967           | 424           | 154          | 30                  | 6.5           | 19              | 9                    | 37           | 58           | 33                       | 22           |  |
| <b>Median</b> .....                      | <b>1 653</b>        | <b>788</b> | <b>1 657</b>  | <b>1 668</b>  | <b>1 746</b>  | <b>1 286</b>  | <b>1 419</b> | <b>1 285</b>        | <b>...</b>    | <b>1 562</b>    | <b>1 462</b>         | <b>1 574</b> | <b>1 349</b> | <b>2 076</b>             | <b>931</b>   |  |
| <b>Lot Size<sup>1</sup></b>              |                     |            |               |               |               |               |              |                     |               |                 |                      |              |              |                          |              |  |
| Less than one-eighth acre .....          | 4 276               | 49         | 4 227         | 3 885         | 2 827         | 1 058         | 342          | 83                  | 7.2           | 35              | 23                   | 79           | 122          | 103                      | 260          |  |
| One-eighth up to one-quarter acre .....  | 8 613               | 29         | 8 585         | 8 045         | 6 229         | 1 816         | 540          | 109                 | 5.6           | 90              | 28                   | 103          | 210          | 269                      | 99           |  |
| One-quarter up to one-half acre .....    | 2 947               | 9          | 2 938         | 2 743         | 2 293         | 450           | 195          | 31                  | 6.5           | 33              | 15                   | 53           | 62           | 124                      | 2            |  |
| One-half up to one acre .....            | 1 643               | 4          | 1 639         | 1 611         | 1 257         | 354           | 28           | 6                   | 1.7           | 10              | 1                    | —            | 11           | 51                       | 19           |  |
| 1 up to 5 acres .....                    | 1 241               | 10         | 1 231         | 1 177         | 849           | 328           | 54           | 16                  | 4.6           | 9               | 5                    | 9            | 15           | 47                       | 28           |  |
| 5 up to 10 acres .....                   | 132                 | 2          | 130           | 125           | 109           | 16            | 5            | 1                   | 7.8           | —               | —                    | 3            | —            | 12                       | 5            |  |
| 10 acres or more .....                   | 312                 | 4          | 308           | 250           | 115           | 135           | 58           | 8                   | 5.5           | 5               | 14                   | 18           | 13           | 8                        | —            |  |
| <b>Median</b> .....                      | <b>.20</b>          | <b>.15</b> | <b>.20</b>    | <b>.21</b>    | <b>.21</b>    | <b>.20</b>    | <b>.19</b>   | <b>.18</b>          | <b>...</b>    | <b>.20</b>      | <b>.22</b>           | <b>.19</b>   | <b>.18</b>   | <b>.22</b>               | <b>.13-</b>  |  |

<sup>1</sup>Does not include multiunits, cooperatives, or condominiums.

**Table 1B-4. Selected Equipment and Plumbing—All Housing Units—In Central Cities**

[Numbers in thousands. Consistent with the 1990 Census. ... means not applicable or sample too small. — means zero or rounds to zero]

| Characteristics   | Total housing units | Seasonal   | Year-round    |               |               |               |              |                     |               |                |                    |              |            | New construction 4 years | Mobile homes |  |
|---|---------------------|------------|---------------|---------------|---------------|---------------|--------------|---------------------|---------------|----------------|--------------------|--------------|------------|--------------------------|--------------|--|
|   |                     |            | Occupied      |               |               |               |              |                     | Vacant        |                |                    |              |            |                          |              |  |
|   |                     |            | Total         | Owner         | Renter        | Total         | For rent     | Rental vacancy rate | For sale only | Rented or sold | Occasional use/URE | Other vacant |            |                          |              |  |
| <b>Total</b> .....  | <b>34 456</b>       | <b>199</b> | <b>34 257</b> | <b>31 131</b> | <b>15 512</b> | <b>15 619</b> | <b>3 126</b> | <b>1 239</b>        | <b>7.3</b>    | <b>232</b>     | <b>191</b>         | <b>639</b>   | <b>825</b> | <b>998</b>               | <b>416</b>   |  |
| <b>Equipment<sup>1</sup></b>  |                     |            |               |               |               |               |              |                     |               |                |                    |              |            |                          |              |  |
| Lacking complete kitchen facilities .....                             | 1 971               | 50         | 1 921         | 839           | 90            | 749           | 1 082        | 304                 | 28.4          | 108            | 54                 | 132          | 484        | 27                       | 11           |  |
| With complete kitchen (sink, refrigerator, and oven or burners) ..... | 32 485              | 149        | 32 336        | 30 292        | 15 423        | 14 869        | 2 044        | 936                 | 5.9           | 124            | 136                | 507          | 341        | 971                      | 405          |  |
| Kitchen sink .....  | 34 091              | 178        | 33 913        | 30 970        | 15 490        | 15 480        | 2 943        | 1 208               | 7.2           | 225            | 185                | 613          | 711        | 995                      | 416          |  |
| Refrigerator .....  | 33 464              | 161        | 33 303        | 30 948        | 15 491        | 15 457        | 2 356        | 1 032               | 6.2           | 137            | 142                | 564          | 479        | 991                      | 413          |  |
| Cooking stove or range .....  | 33 216              | 163        | 33 054        | 30 780        | 15 462        | 15 318        | 2 273        | 1 027               | 6.3           | 166            | 156                | 540          | 385        | 987                      | 402          |  |
| Burners, no stove or range .....                                      | 67                  | —          | 67            | 60            | 18            | 42            | 7            | 2                   | 5.1           | —              | 2                  | —            | 1          | 2                        | —            |  |
| Microwave oven only .....   | 151                 | —          | 151           | 129           | 17            | 113           | 22           | 3                   | 2.7           | —              | —                  | 6            | 13         | 4                        | 5            |  |
| Dishwasher .....  | 15 544              | 70         | 15 474        | 14 404        | 9 239         | 5 164         | 1 070        | 417                 | 7.4           | 111            | 110                | 306          | 126        | 891                      | 148          |  |
| Washing machine .....   | 20 890              | 71         | 20 819        | 19 950        | 14 211        | 5 739         | 669          | 155                 | 2.6           | 49             | 58                 | 245          | 162        | 832                      | 277          |  |
| Clothes dryer .....   | 19 202              | 83         | 19 118        | 18 170        | 13 448        | 4 721         | 949          | 224                 | 4.5           | 68             | 67                 | 300          | 290        | 839                      | 283          |  |
| Disposal in kitchen sink .....  | 15 458              | 83         | 15 375        | 14 222        | 8 137         | 6 085         | 1 153        | 485                 | 7.3           | 105            | 107                | 311          | 145        | 837                      | 137          |  |
| Trash compactor .....   | 1 184               | 9          | 1 175         | 1 096         | 726           | 370           | 79           | 15                  | 3.8           | 12             | 10                 | 24           | 18         | 70                       | 3            |  |
| <b>Air conditioning:</b>  |                     |            |               |               |               |               |              |                     |               |                |                    |              |            |                          |              |  |
| Central .....   | 15 924              | 107        | 15 817        | 14 622        | 8 860         | 5 761         | 1 195        | 493                 | 7.8           | 106            | 117                | 325          | 154        | 825                      | 237          |  |
| Additional central .....  | 904                 | 2          | 902           | 830           | 573           | 257           | 72           | 22                  | 7.8           | 8              | 1                  | 38           | 3          | 71                       | 9            |  |
| 1 room unit .....   | 6 105               | 23         | 6 082         | 5 597         | 1 881         | 3 716         | 485          | 162                 | 4.2           | 29             | 9                  | 109          | 176        | 42                       | 68           |  |
| 2 room units .....  | 2 588               | 10         | 2 578         | 2 478         | 1 273         | 1 204         | 101          | 31                  | 2.5           | 15             | 10                 | 21           | 24         | 4                        | 10           |  |
| 3 room units or more .....  | 1 156               | —          | 1 156         | 1 096         | 785           | 311           | 60           | 32                  | 9.3           | 2              | 2                  | 9            | 15         | 2                        | 10           |  |
| <b>Main Heating Equipment</b>   |                     |            |               |               |               |               |              |                     |               |                |                    |              |            |                          |              |  |
| Warm-air furnace .....  | 19 595              | 105        | 19 490        | 17 878        | 10 517        | 7 361         | 1 612        | 656                 | 8.1           | 161            | 124                | 291          | 381        | 685                      | 358          |  |
| Steam or hot water system .....                                       | 6 142               | 16         | 6 126         | 5 553         | 2 072         | 3 480         | 574          | 252                 | 6.7           | 27             | 33                 | 91           | 171        | 33                       | —            |  |
| Electric heat pump .....  | 3 091               | 43         | 3 048         | 2 737         | 1 343         | 1 394         | 311          | 116                 | 7.6           | 18             | 23                 | 109          | 44         | 208                      | 23           |  |
| Built-in electric units .....   | 1 319               | 5          | 1 314         | 1 198         | 274           | 924           | 116          | 61                  | 6.2           | 4              | 2                  | 27           | 23         | 27                       | 9            |  |
| Floor, wall, or other built-in hot-air units without ducts .....      | 2 286               | 8          | 2 278         | 2 086         | 681           | 1 405         | 191          | 77                  | 5.2           | 10             | 8                  | 46           | 52         | 32                       | 13           |  |
| Room heaters with flue .....  | 440                 | 4          | 436           | 373           | 132           | 241           | 63           | 21                  | 7.9           | 3              | —                  | 14           | 25         | 2                        | —            |  |
| Room heaters without flue .....                                       | 619                 | —          | 619           | 549           | 247           | 302           | 70           | 12                  | 3.8           | 7              | —                  | 21           | 30         | —                        | —            |  |
| Portable electric heaters .....                                       | 305                 | 3          | 303           | 261           | 97            | 163           | 42           | 13                  | 7.0           | —              | —                  | 7            | 23         | —                        | 5            |  |
| Stoves .....  | 34                  | —          | 34            | 28            | 19            | 9             | 7            | —                   | —             | —              | —                  | 3            | 3          | 1                        | —            |  |
| Fireplaces with inserts .....   | 11                  | —          | 11            | 11            | 11            | —             | —            | —                   | —             | —              | —                  | —            | —          | —                        | —            |  |
| Fireplaces without inserts .....                                      | 11                  | —          | 11            | 11            | 2             | 9             | —            | —                   | —             | —              | —                  | —            | —          | 2                        | —            |  |
| Other .....   | 147                 | 5          | 142           | 106           | 17            | 89            | 36           | 12                  | 12.2          | 2              | 1                  | 8            | 12         | 4                        | 1            |  |
| Cooking stove .....   | 67                  | —          | 67            | 62            | 20            | 42            | 5            | 2                   | 3.5           | —              | —                  | —            | 3          | —                        | —            |  |
| None .....  | 389                 | 11         | 378           | 279           | 79            | 200           | 99           | 18                  | 8.3           | 1              | —                  | 23           | 58         | 4                        | 6            |  |
| <b>Other Heating Equipment<sup>1</sup></b>                            |                     |            |               |               |               |               |              |                     |               |                |                    |              |            |                          |              |  |
| Warm-air furnace .....  | 184                 | 2          | 182           | 175           | 108           | 67            | 7            | 2                   | 2.2           | —              | —                  | —            | 5          | 4                        | —            |  |
| Steam or hot water system .....                                       | 129                 | —          | 129           | 116           | 38            | 79            | 13           | 3                   | 3.9           | —              | —                  | 3            | 6          | —                        | —            |  |
| Electric heat pump .....  | 58                  | —          | 58            | 58            | 34            | 24            | —            | —                   | —             | —              | —                  | —            | —          | 3                        | —            |  |
| Built-in electric units .....   | 665                 | —          | 665           | 646           | 390           | 256           | 20           | 7                   | 2.8           | 1              | 3                  | 8            | 1          | 23                       | 2            |  |
| Floor, wall, or other built-in hot-air units without ducts .....      | 95                  | —          | 95            | 95            | 58            | 37            | —            | —                   | —             | —              | —                  | —            | —          | —                        | —            |  |
| Room heaters with flue .....  | 180                 | —          | 180           | 171           | 121           | 51            | 8            | 5                   | 9.3           | —              | —                  | —            | 3          | 6                        | —            |  |
| Room heaters without flue .....                                       | 333                 | —          | 333           | 329           | 219           | 110           | 4            | 4                   | 3.1           | —              | —                  | —            | —          | 6                        | 2            |  |
| Portable electric heaters .....                                       | 2 178               | —          | 2 178         | 2 165         | 1 351         | 814           | 13           | 4                   | .5            | —              | —                  | 9            | —          | 18                       | 23           |  |
| Stoves .....  | 460                 | —          | 460           | 445           | 349           | 95            | 16           | 8                   | 7.6           | 1              | —                  | 3            | 3          | 9                        | 3            |  |
| Fireplaces with inserts .....   | 723                 | —          | 723           | 701           | 594           | 107           | 21           | 3                   | 3.1           | 10             | —                  | 6            | 2          | 37                       | 9            |  |
| Fireplaces without inserts .....                                      | 975                 | —          | 975           | 939           | 676           | 263           | 35           | 12                  | 4.5           | 10             | 4                  | 3            | 6          | 62                       | 6            |  |
| Other .....   | 120                 | —          | 120           | 112           | 78            | 34            | 7            | —                   | —             | —              | —                  | —            | 6          | —                        | —            |  |
| Cooking stove .....   | 281                 | —          | 281           | 264           | 125           | 139           | 17           | 5                   | 3.6           | 3              | —                  | —            | 9          | 4                        | 4            |  |
| None .....  | 28 448              | 183        | 28 265        | 25 526        | 11 906        | 13 620        | 2 739        | 1 147               | 7.7           | 195            | 181                | 551          | 666        | 848                      | 366          |  |
| <b>Plumbing</b>   |                     |            |               |               |               |               |              |                     |               |                |                    |              |            |                          |              |  |
| With all plumbing facilities .....                                    | 33 621              | 185        | 33 436        | 30 527        | 15 334        | 15 194        | 2 909        | 1 191               | 7.2           | 225            | 191                | 609          | 693        | 982                      | 408          |  |
| Lacking some or all plumbing facilities <sup>1</sup> .....            | 835                 | 14         | 821           | 604           | 179           | 425           | 217          | 48                  | 10.1          | 7              | —                  | 30           | 132        | 16                       | 8            |  |
| No hot piped water .....  | 296                 | 13         | 283           | 116           | 19            | 98            | 167          | 23                  | 18.2          | 6              | —                  | 25           | 114        | 4                        | 7            |  |
| No bathtub and no shower .....  | 256                 | 8          | 248           | 125           | 14            | 111           | 124          | 27                  | 19.4          | 1              | —                  | 16           | 80         | —                        | —            |  |
| No flush toilet .....   | 245                 | 12         | 233           | 125           | 10            | 115           | 108          | 25                  | 18.1          | 2              | —                  | 13           | 68         | —                        | —            |  |
| No exclusive use .....  | 495                 | —          | 495           | 461           | 157           | 304           | 34           | 17                  | 5.2           | 1              | —                  | 3            | 13         | 12                       | 1            |  |
| <b>Primary Source of Water</b>  |                     |            |               |               |               |               |              |                     |               |                |                    |              |            |                          |              |  |
| Public system or private company .....                                | 34 212              | 185        | 34 027        | 30 936        | 15 337        | 15 599        | 3 091        | 1 236               | 7.3           | 229            | 191                | 632          | 803        | 993                      | 395          |  |
| Well serving 1 to 5 units .....                                       | 215                 | 10         | 205           | 176           | 165           | 11            | 29           | 3                   | 23.2          | 1              | —                  | 6            | 18         | 4                        | 21           |  |
| Drilled .....   | 181                 | 10         | 171           | 157           | 150           | 7             | 14           | 3                   | 34.3          | 1              | —                  | 3            | 7          | 4                        | 18           |  |
| Dug .....   | 6                   | —          | 6             | 6             | 6             | —             | —            | —                   | —             | —              | —                  | —            | —          | —                        | —            |  |
| Not reported .....  | 28                  | —          | 28            | 14            | 9             | 5             | 14           | —                   | —             | —              | —                  | 2            | 12         | —                        | 2            |  |
| Other .....   | 29                  | 4          | 25            | 19            | 11            | 8             | 6            | —                   | —             | 1              | —                  | 1            | 3          | 1                        | —            |  |
| <b>Safety of Primary Source of Water</b>                              |                     |            |               |               |               |               |              |                     |               |                |                    |              |            |                          |              |  |
| Selected primary water sources <sup>2</sup> .....                     | 34 445              | 199        | 34 246        | 31 120        | 15 506        | 15 614        | 3 126        | 1 239               | 7.3           | 232            | 191                | 639          | 825        | 998                      | 416          |  |
| Safe to drink .....   | 29 439              | 178        | 29 261        | 26 644        | 13 716        | 12 928        | 2 617        | 1 095               | 7.8           | 205            | 158                | 544          | 615        | 884                      | 355          |  |
| Not safe to drink .....   | 4 226               | 4          | 4 222         | 4 040         | 1 606         | 2 434         | 182          | 69                  | 2.7           | 6              | 17                 | 38           | 53         | 94                       | 40           |  |
| Safety not reported .....   | 779                 | 17         | 762           | 436           | 184           | 252           | 326          | 76                  | 22.7          | 21             | 15                 | 57           | 157        | 20                       | 20           |  |
| <b>Means of Sewage Disposal</b>                                       |                     |            |               |               |               |               |              |                     |               |                |                    |              |            |                          |              |  |
| Public sewer .....  | 33 971              | 183        | 33 788        | 30 740        | 15 176        | 15 564        | 3 048        | 1 230               | 7.3           | 226            | 184                | 617          | 790        | 987                      | 386          |  |
| Septic tank, cesspool, chemical toilet .....                          | 451                 | 10         | 441           | 377           | 333           | 44            | 64           | 7                   | 13.9          | 6              | 7                  | 20           | 26         | 11                       | 30           |  |
| Other .....   | 34                  | 6          | 27            | 14            | 3             | 11            | 13           | 2                   | 13.0          | —              | —                  | 2            | 9          | —                        | —            |  |

<sup>1</sup>Figures may not add to total because more than one category may apply to a unit.  
<sup>2</sup>Excludes units where primary source of drinking water is commercial bottled water.

**Table 1B-5. Fuels—All Housing Units—In Central Cities**

[Numbers in thousands. Consistent with the 1990 Census. ... means not applicable or sample too small. — means zero or rounds to zero]

| Characteristics                              | Total housing units | Seasonal   | Year-round    |               |               |               |              |                     |               |                 |                      |              |            | New construction 4 years | Mobile homes |  |
|--|---------------------|------------|---------------|---------------|---------------|---------------|--------------|---------------------|---------------|-----------------|----------------------|--------------|------------|--------------------------|--------------|--|
|  |                     |            | Occupied      |               |               | Vacant        |              |                     |               |                 |                      |              |            |                          |              |  |
|  |                     |            | Total         | Owner         | Renter        | Total         | For rent     | Rental vacancy rate | For sale only | Rent-ed or sold | Occa-sional use/ URE | Other vacant |            |                          |              |  |
| <b>Total</b> .....                           | <b>34 456</b>       | <b>199</b> | <b>34 257</b> | <b>31 131</b> | <b>15 512</b> | <b>15 619</b> | <b>3 126</b> | <b>1 239</b>        | <b>7.3</b>    | <b>232</b>      | <b>191</b>           | <b>639</b>   | <b>825</b> | <b>998</b>               | <b>416</b>   |  |
| <b>Main House Heating Fuel</b>               |                     |            |               |               |               |               |              |                     |               |                 |                      |              |            |                          |              |  |
| Housing units with heating fuel .....        | 34 038              | 187        | 33 850        | 30 852        | 15 433        | 15 419        | 2 998        | 1 221               | 7.3           | 231             | 191                  | 607          | 748        | 994                      | 410          |  |
| Electricity .....                            | 10 149              | 109        | 10 040        | 8 971         | 3 207         | 5 764         | 1 069        | 505                 | 8.0           | 46              | 67                   | 276          | 175        | 483                      | 111          |  |
| Piped gas .....                              | 20 085              | 58         | 20 026        | 18 393        | 10 943        | 7 451         | 1 633        | 634                 | 7.8           | 166             | 115                  | 275          | 442        | 484                      | 266          |  |
| Bottled gas .....                            | 372                 | 9          | 363           | 324           | 198           | 126           | 39           | 9                   | 6.5           | 3               | —                    | 12           | 16         | 16                       | 31           |  |
| Fuel oil .....                               | 3 170               | 7          | 3 163         | 2 955         | 1 004         | 1 951         | 208          | 65                  | 3.2           | 12              | 7                    | 38           | 86         | 9                        | —            |  |
| Kerosene or other liquid fuel .....          | 72                  | —          | 72            | 55            | 22            | 33            | 17           | 1                   | 4.1           | 1               | —                    | —            | 15         | —                        | 3            |  |
| Coal or coke .....                           | 18                  | 2          | 16            | 11            | 9             | 3             | 4            | —                   | —             | 1               | —                    | 3            | —          | —                        | —            |  |
| Wood .....                                   | 54                  | —          | 54            | 51            | 33            | 18            | 3            | —                   | —             | —               | —                    | —            | 3          | 1                        | —            |  |
| Solar energy .....                           | 6                   | —          | 6             | 6             | 3             | 3             | —            | —                   | —             | —               | —                    | —            | —          | —                        | —            |  |
| Other .....                                  | 111                 | 2          | 109           | 85            | 15            | 70            | 24           | 7                   | 8.4           | 2               | 2                    | 3            | 10         | 2                        | —            |  |
| <b>Other House Heating Fuels<sup>1</sup></b> |                     |            |               |               |               |               |              |                     |               |                 |                      |              |            |                          |              |  |
| With other heating fuel .....                | 5 347               | 2          | 5 345         | 5 207         | 3 465         | 1 742         | 138          | 45                  | 2.5           | 24              | 7                    | 32           | 30         | 145                      | 43           |  |
| Electricity .....                            | 2 892               | 2          | 2 889         | 2 851         | 1 746         | 1 105         | 38           | 12                  | 1.1           | 4               | 3                    | 16           | 4          | 43                       | 29           |  |
| Gas .....                                    | 1 140               | —          | 1 140         | 1 098         | 799           | 299           | 42           | 19                  | 6.0           | 4               | 1                    | 3            | 15         | 65                       | 5            |  |
| Fuel oil .....                               | 201                 | —          | 201           | 195           | 63            | 132           | 6            | 3                   | 2.4           | —               | —                    | —            | 3          | 6                        | —            |  |
| Kerosene or other liquid fuel .....          | 175                 | —          | 175           | 175           | 130           | 45            | —            | —                   | —             | —               | —                    | —            | —          | 3                        | 2            |  |
| Coal or coke .....                           | 10                  | —          | 10            | 10            | 10            | —             | —            | —                   | —             | —               | —                    | —            | —          | —                        | —            |  |
| Wood .....                                   | 1 553               | —          | 1 553         | 1 492         | 1 141         | 350           | 62           | 18                  | 4.9           | 17              | 3                    | 12           | 11         | 43                       | 12           |  |
| Solar energy .....                           | 2                   | —          | 2             | 2             | 2             | —             | —            | —                   | —             | —               | —                    | —            | —          | —                        | —            |  |
| Other .....                                  | 74                  | —          | 74            | 74            | 42            | 31            | —            | —                   | —             | —               | —                    | —            | —          | —                        | 1            |  |
| <b>Cooking Fuel</b>                          |                     |            |               |               |               |               |              |                     |               |                 |                      |              |            |                          |              |  |
| With cooking fuel .....                      | 33 430              | 163        | 33 267        | 30 968        | 15 495        | 15 473        | 2 299        | 1 032               | 6.2           | 167             | 158                  | 543          | 399        | 993                      | 406          |  |
| Electricity .....                            | 17 029              | 117        | 16 912        | 15 526        | 7 935         | 7 590         | 1 387        | 618                 | 7.5           | 93              | 109                  | 372          | 195        | 678                      | 172          |  |
| Gas .....                                    | 16 395              | 46         | 16 349        | 15 439        | 7 556         | 7 883         | 910          | 413                 | 5.0           | 75              | 49                   | 170          | 202        | 313                      | 235          |  |
| Kerosene or other liquid fuel .....          | 1                   | —          | 1             | —             | —             | —             | 1            | 1                   | 100.0         | —               | —                    | —            | —          | —                        | —            |  |
| Coal or coke .....                           | 2                   | —          | 2             | 2             | 2             | —             | —            | —                   | —             | —               | —                    | —            | —          | —                        | —            |  |
| Wood .....                                   | —                   | —          | —             | —             | —             | —             | —            | —                   | —             | —               | —                    | —            | —          | —                        | —            |  |
| Other .....                                  | 3                   | —          | 3             | 1             | 1             | —             | 2            | —                   | —             | —               | —                    | —            | 2          | 2                        | —            |  |
| <b>Water Heating Fuel</b>                    |                     |            |               |               |               |               |              |                     |               |                 |                      |              |            |                          |              |  |
| With hot piped water .....                   | 34 160              | 186        | 33 974        | 31 015        | 15 494        | 15 521        | 2 959        | 1 217               | 7.2           | 226             | 191                  | 614          | 711        | 994                      | 409          |  |
| Electricity .....                            | 10 414              | 122        | 10 292        | 9 175         | 3 752         | 5 423         | 1 118        | 475                 | 8.0           | 56              | 71                   | 308          | 207        | 458                      | 200          |  |
| Gas .....                                    | 21 480              | 55         | 21 424        | 19 756        | 11 152        | 8 604         | 1 669        | 689                 | 7.4           | 159             | 116                  | 258          | 447        | 524                      | 209          |  |
| Fuel oil .....                               | 2 123               | 3          | 2 119         | 1 977         | 538           | 1 438         | 143          | 44                  | 3.0           | 12              | 4                    | 36           | 47         | 7                        | —            |  |
| Kerosene or other liquid fuel .....          | 2                   | —          | 2             | 2             | 2             | —             | —            | —                   | —             | —               | —                    | —            | —          | —                        | —            |  |
| Coal or coke .....                           | 7                   | —          | 7             | 7             | 6             | 1             | —            | —                   | —             | —               | —                    | —            | —          | —                        | —            |  |
| Wood .....                                   | 2                   | —          | 2             | —             | —             | —             | 2            | —                   | —             | —               | —                    | —            | 2          | 2                        | —            |  |
| Solar energy .....                           | 42                  | —          | 42            | 35            | 31            | 4             | 7            | —                   | —             | —               | —                    | 7            | —          | —                        | —            |  |
| Other .....                                  | 90                  | 6          | 84            | 64            | 13            | 51            | 21           | 8                   | 14.3          | —               | —                    | 4            | 8          | 3                        | —            |  |
| <b>Central Air Conditioning Fuel</b>         |                     |            |               |               |               |               |              |                     |               |                 |                      |              |            |                          |              |  |
| With central air conditioning .....          | 15 924              | 107        | 15 817        | 14 622        | 8 860         | 5 761         | 1 195        | 493                 | 7.8           | 106             | 117                  | 325          | 154        | 825                      | 237          |  |
| Electricity .....                            | 15 287              | 103        | 15 185        | 14 049        | 8 452         | 5 597         | 1 136        | 465                 | 7.6           | 96              | 114                  | 316          | 144        | 796                      | 237          |  |
| Gas .....                                    | 599                 | 4          | 595           | 536           | 388           | 148           | 58           | 26                  | 15.1          | 10              | 3                    | 10           | 9          | 29                       | —            |  |
| Other .....                                  | 38                  | —          | 38            | 36            | 21            | 16            | 2            | 2                   | 8.9           | —               | —                    | —            | —          | —                        | —            |  |
| <b>Clothes Dryer Fuel</b>                    |                     |            |               |               |               |               |              |                     |               |                 |                      |              |            |                          |              |  |
| With clothes dryer .....                     | 19 202              | 83         | 19 118        | 18 170        | 13 448        | 4 721         | 949          | 224                 | 4.5           | 68              | 67                   | 300          | 290        | 839                      | 283          |  |
| Electricity .....                            | 13 721              | 80         | 13 641        | 12 881        | 9 122         | 3 758         | 760          | 191                 | 4.8           | 51              | 56                   | 248          | 215        | 655                      | 231          |  |
| Gas .....                                    | 5 460               | 3          | 5 457         | 5 275         | 4 314         | 961           | 182          | 33                  | 3.3           | 18              | 10                   | 52           | 69         | 181                      | 52           |  |
| Other .....                                  | 20                  | —          | 20            | 14            | 12            | 2             | 6            | 1                   | 21.3          | —               | —                    | —            | 5          | 2                        | —            |  |
| <b>Units Using Each Fuel<sup>1</sup></b>     |                     |            |               |               |               |               |              |                     |               |                 |                      |              |            |                          |              |  |
| Electricity .....                            | 34 420              | 199        | 34 220        | 31 097        | 15 511        | 15 586        | 3 123        | 1 237               | 7.3           | 232             | 191                  | 639          | 825        | 998                      | 416          |  |
| Gas .....                                    | 33 927              | 199        | 33 728        | 30 969        | 15 439        | 15 530        | 2 759        | 946                 | 5.7           | 227             | 164                  | 597          | 825        | 947                      | 414          |  |
| Fuel oil .....                               | 7 467               | 199        | 7 268         | 5 085         | 1 731         | 3 353         | 2 183        | 470                 | 12.2          | 214             | 136                  | 538          | 825        | 119                      | 82           |  |
| Kerosene or other liquid fuel .....          | 250                 | —          | 250           | 231           | 153           | 78            | 18           | 2                   | 2.5           | 1               | —                    | —            | 15         | 3                        | 5            |  |
| Coal or coke .....                           | 26                  | 2          | 23            | 19            | 16            | 3             | 4            | —                   | —             | 1               | —                    | 3            | —          | —                        | —            |  |
| Wood .....                                   | 1 587               | —          | 1 587         | 1 524         | 1 158         | 365           | 64           | 18                  | 4.7           | 17              | 3                    | 12           | 13         | 45                       | 12           |  |
| Solar energy .....                           | 51                  | —          | 51            | 43            | 37            | 7             | 7            | —                   | —             | —               | —                    | 7            | —          | —                        | —            |  |
| Other .....                                  | 302                 | 8          | 294           | 253           | 102           | 150           | 41           | 11                  | 6.7           | 2               | 2                    | 4            | 22         | 6                        | 1            |  |
| All electric units .....                     | 7 504               | 100        | 7 405         | 6 502         | 2 337         | 4 165         | 903          | 408                 | 8.9           | 37              | 61                   | 264          | 132        | 382                      | 96           |  |

<sup>1</sup>Figures may not add to total because more than one category may apply to a unit.

**Table 1B-6. Housing and Neighborhood Quality—All Housing Units—In Central Cities**

[Numbers in thousands. Consistent with the 1990 Census. ... means not applicable or sample too small. — means zero or rounds to zero]

| Characteristics  | Total housing units | Seasonal   | Year-round    |               |               |               |              |                     |               |                 |                      |              |            | New construction 4 years | Mobile homes |  |
|--|---------------------|------------|---------------|---------------|---------------|---------------|--------------|---------------------|---------------|-----------------|----------------------|--------------|------------|--------------------------|--------------|--|
|  |                     |            | Occupied      |               |               | Vacant        |              |                     |               |                 |                      |              |            |                          |              |  |
|  |                     |            | Total         | Owner         | Renter        | Total         | For rent     | Rental vacancy rate | For sale only | Rent-ed or sold | Occa-sional use/ URE | Other vacant |            |                          |              |  |
| <b>Total</b> .....   | <b>34 456</b>       | <b>199</b> | <b>34 257</b> | <b>31 131</b> | <b>15 512</b> | <b>15 619</b> | <b>3 126</b> | <b>1 239</b>        | <b>7.3</b>    | <b>232</b>      | <b>191</b>           | <b>639</b>   | <b>825</b> | <b>998</b>               | <b>416</b>   |  |
| <b>Selected Amenities<sup>1</sup></b>                                      |                     |            |               |               |               |               |              |                     |               |                 |                      |              |            |                          |              |  |
| Porch, deck, balcony, or patio .....                                       | 24 431              | 124        | 24 307        | 22 416        | 13 553        | 8 863         | 1 891        | 679                 | 7.1           | 178             | 151                  | 395          | 487        | 833                      | 323          |  |
| Usable fireplace .....   | 8 174               | 23         | 8 151         | 7 783         | 6 217         | 1 567         | 367          | 88                  | 5.3           | 66              | 51                   | 89           | 73         | 408                      | 21           |  |
| Separate dining room .....   | 14 432              | 58         | 14 375        | 13 427        | 9 228         | 4 199         | 947          | 263                 | 5.9           | 123             | 70                   | 178          | 313        | 434                      | 137          |  |
| With 2 or more living rooms or recreation rooms, etc. ....                 | 3 597               | 13         | 3 585         | 3 454         | 3 011         | 443           | 131          | 20                  | 4.3           | 20              | 18                   | 44           | 29         | 128                      | 17           |  |
| Garage or carport included with home .....                                 | 16 733              | 105        | 16 628        | 15 659        | 11 386        | 4 272         | 970          | 237                 | 5.2           | 140             | 92                   | 251          | 250        | 684                      | 164          |  |
| Not included .....   | 17 648              | 95         | 17 554        | 15 441        | 4 105         | 11 336        | 2 112        | 991                 | 8.0           | 88              | 97                   | 384          | 552        | 314                      | 251          |  |
| Offstreet parking included .....   | 11 838              | 70         | 11 768        | 10 385        | 2 947         | 7 438         | 1 383        | 710                 | 8.7           | 48              | 70                   | 247          | 307        | 285                      | 218          |  |
| Offstreet parking not reported .....                                       | 29                  | —          | 29            | 19            | —             | 19            | 10           | —                   | —             | —               | —                    | 6            | 4          | —                        | —            |  |
| Garage or carport not reported .....                                       | 75                  | —          | 75            | 31            | 21            | 10            | 44           | 11                  | 51.5          | 4               | 2                    | 3            | 24         | —                        | —            |  |
| <b>Owner or Manager on Property</b>  |                     |            |               |               |               |               |              |                     |               |                 |                      |              |            |                          |              |  |
| Rental, multiunit <sup>2</sup> .....                                       | ...                 | ...        | ...           | ...           | ...           | 11 364        | ...          | 975                 | 7.9           | ...             | 76                   | 141          | ...        | 297                      | —            |  |
| Owner or manager lives on property .....                                   | ...                 | ...        | ...           | ...           | ...           | 4 099         | ...          | 285                 | 6.5           | ...             | 34                   | 35           | ...        | 134                      | —            |  |
| Neither owner nor manager lives on property .....                          | ...                 | ...        | ...           | ...           | ...           | 7 264         | ...          | 689                 | 8.6           | ...             | 42                   | 106          | ...        | 163                      | —            |  |
| <b>Selected Deficiencies<sup>1</sup></b>                                   |                     |            |               |               |               |               |              |                     |               |                 |                      |              |            |                          |              |  |
| Holes in floors .....  | 670                 | 16         | 654           | 518           | 112           | 406           | 136          | 22                  | 5.1           | 9               | 4                    | 18           | 84         | 13                       | 28           |  |
| Open cracks or holes (interior) .....                                      | 2 797               | 31         | 2 766         | 2 405         | 775           | 1 630         | 361          | 94                  | 5.4           | 22              | 7                    | 38           | 201        | 37                       | 59           |  |
| Broken plaster or peeling paint (interior) .....                           | 1 537               | 22         | 1 515         | 1 274         | 383           | 891           | 242          | 48                  | 5.1           | 12              | 7                    | 30           | 143        | 10                       | 14           |  |
| No electrical wiring .....   | 62                  | 8          | 53            | 5             | —             | 5             | 48           | —                   | —             | 1               | —                    | 13           | 35         | —                        | —            |  |
| Exposed wiring .....   | 242                 | 7          | 235           | 203           | 81            | 122           | 33           | 4                   | 3.0           | 3               | —                    | 4            | 23         | 5                        | 2            |  |
| Rooms without electric outlets .....                                       | 696                 | 24         | 673           | 568           | 203           | 364           | 105          | 18                  | 4.8           | 2               | 7                    | 14           | 65         | 14                       | 15           |  |
| <b>Description of Area Within 300 feet<sup>1</sup></b>                     |                     |            |               |               |               |               |              |                     |               |                 |                      |              |            |                          |              |  |
| Single-family detached houses .....  | 25 947              | 123        | 25 824        | 23 721        | 13 738        | 9 983         | 2 103        | 777                 | 7.2           | 201             | 132                  | 386          | 607        | 684                      | 144          |  |
| Single-family attached .....   | 6 582               | 35         | 6 547         | 5 915         | 2 308         | 3 607         | 633          | 278                 | 7.1           | 51              | 34                   | 111          | 159        | 177                      | 26           |  |
| 1- to 3- story multiunit .....   | 13 271              | 70         | 13 200        | 11 763        | 2 956         | 8 807         | 1 437        | 755                 | 7.8           | 58              | 79                   | 250          | 295        | 346                      | 49           |  |
| 4- to 6- story multiunit .....   | 4 463               | 29         | 4 434         | 4 005         | 758           | 3 247         | 429          | 205                 | 5.9           | 15              | 17                   | 112          | 80         | 45                       | 9            |  |
| 7- or more story multiunit .....   | 2 572               | 22         | 2 550         | 2 261         | 454           | 1 807         | 289          | 106                 | 5.5           | 14              | 15                   | 105          | 49         | 33                       | —            |  |
| Mobile homes .....   | 867                 | 38         | 829           | 773           | 475           | 298           | 56           | 18                  | 5.7           | 6               | 2                    | 14           | 15         | 75                       | 385          |  |
| Commercial, or institutional .....   | 13 860              | 77         | 13 783        | 12 385        | 3 939         | 8 446         | 1 397        | 649                 | 7.1           | 59              | 66                   | 286          | 337        | 236                      | 117          |  |
| Industrial or factories .....  | 1 881               | 14         | 1 867         | 1 643         | 544           | 1 099         | 224          | 87                  | 7.3           | 10              | 4                    | 39           | 84         | 31                       | 38           |  |
| Open space, park, woods, farm, or ranch .....                              | 8 547               | 45         | 8 502         | 7 828         | 3 689         | 4 139         | 674          | 256                 | 5.8           | 37              | 48                   | 156          | 177        | 404                      | 94           |  |
| 4 or more lane highway, railroad, or airport .....                         | 5 930               | 44         | 5 887         | 5 276         | 1 875         | 3 401         | 611          | 258                 | 7.0           | 33              | 36                   | 138          | 145        | 218                      | 106          |  |
| Not reported .....   | 885                 | —          | 885           | 845           | 479           | 366           | 40           | 10                  | 2.6           | 2               | 2                    | 16           | 11         | 22                       | 9            |  |
| <b>Bodies of Water Within 300 Feet</b>                                     |                     |            |               |               |               |               |              |                     |               |                 |                      |              |            |                          |              |  |
| Water in area .....  | 3 164               | 50         | 3 114         | 2 756         | 1 397         | 1 359         | 358          | 133                 | 8.8           | 10              | 30                   | 138          | 47         | 150                      | 58           |  |
| With waterfront property .....   | 565                 | 13         | 552           | 428           | 221           | 206           | 124          | 33                  | 13.7          | 2               | —                    | 78           | 12         | 19                       | 2            |  |
| Waterfront not reported .....  | 13                  | 3          | 10            | 6             | —             | 6             | 5            | —                   | —             | —               | —                    | —            | 5          | —                        | —            |  |
| With flood plain .....   | 589                 | 26         | 563           | 460           | 276           | 184           | 102          | 21                  | 10.1          | 5               | 5                    | 66           | 6          | 39                       | 10           |  |
| Flood plain not reported .....   | 269                 | —          | 269           | 231           | 56            | 174           | 39           | 8                   | 4.4           | —               | 4                    | 16           | 11         | 8                        | 4            |  |
| Water not reported .....   | 959                 | 3          | 955           | 894           | 501           | 393           | 61           | 15                  | 3.7           | 2               | 2                    | 25           | 17         | 26                       | 12           |  |
| No water in area .....   | 30 334              | 146        | 30 187        | 27 481        | 13 614        | 13 867        | 2 707        | 1 091               | 7.3           | 220             | 159                  | 476          | 760        | 822                      | 346          |  |
| <b>Age of Other Residential Buildings Within 300 Feet</b>                  |                     |            |               |               |               |               |              |                     |               |                 |                      |              |            |                          |              |  |
| Older .....  | 3 167               | 19         | 3 148         | 2 937         | 1 138         | 1 800         | 210          | 97                  | 5.1           | 10              | 4                    | 38           | 62         | 3                        | 48           |  |
| About the same .....   | 24 292              | 142        | 24 150        | 21 944        | 11 800        | 10 144        | 2 206        | 846                 | 7.7           | 186             | 154                  | 423          | 597        | 569                      | 210          |  |
| Newer .....  | 2 282               | 7          | 2 275         | 2 073         | 902           | 1 171         | 202          | 108                 | 8.4           | 8               | 8                    | 63           | 15         | 319                      | 86           |  |
| Very mixed .....   | 2 333               | 21         | 2 311         | 2 028         | 833           | 1 195         | 283          | 120                 | 9.1           | 11              | 15                   | 55           | 82         | 37                       | 53           |  |
| No other residential buildings .....                                       | 955                 | 7          | 948           | 828           | 284           | 564           | 121          | 34                  | 5.7           | 6               | 7                    | 32           | 42         | 48                       | 2            |  |
| Not reported .....   | 1 429               | 4          | 1 425         | 1 321         | 576           | 745           | 104          | 34                  | 4.4           | 11              | 3                    | 29           | 27         | 22                       | 17           |  |
| <b>Mobile Homes in Group</b>   |                     |            |               |               |               |               |              |                     |               |                 |                      |              |            |                          |              |  |
| Mobile homes .....   | 416                 | 41         | 375           | 348           | 269           | 79            | 27           | 5                   | 6.0           | 3               | 2                    | 2            | 15         | 53                       | 416          |  |
| 1 to 6 .....   | 108                 | 13         | 96            | 84            | 46            | 39            | 12           | 3                   | 8.1           | —               | —                    | —            | 8          | 13                       | 108          |  |
| 7 to 20 .....  | 32                  | 2          | 30            | 28            | 12            | 17            | 1            | 1                   | 7.7           | —               | —                    | —            | —          | —                        | 32           |  |
| 21 or more .....   | 276                 | 26         | 250           | 235           | 211           | 24            | 14           | —                   | 1.0           | 3               | 2                    | 2            | 7          | 40                       | 276          |  |
| <b>Other Buildings Vandalized or With Interior Exposed Within 300 feet</b> |                     |            |               |               |               |               |              |                     |               |                 |                      |              |            |                          |              |  |
| None .....   | 29 468              | 177        | 29 292        | 26 845        | 13 795        | 13 050        | 2 446        | 1 011               | 7.1           | 194             | 163                  | 529          | 549        | 896                      | 343          |  |
| 1 building .....   | 1 345               | 1          | 1 344         | 1 185         | 500           | 686           | 159          | 59                  | 7.9           | 7               | 6                    | 24           | 63         | 13                       | 11           |  |
| More than 1 building .....   | 1 704               | 17         | 1 687         | 1 376         | 447           | 928           | 312          | 112                 | 10.7          | 15              | 6                    | 38           | 141        | 16                       | 33           |  |
| No buildings .....   | 578                 | 2          | 575           | 507           | 205           | 302           | 68           | 12                  | 3.7           | 6               | 7                    | 16           | 28         | 41                       | 2            |  |
| Not reported .....   | 1 361               | 2          | 1 358         | 1 218         | 565           | 653           | 140          | 46                  | 6.5           | 10              | 9                    | 32           | 44         | 33                       | 26           |  |
| <b>Bars on Windows of Buildings Within 300 feet</b>                        |                     |            |               |               |               |               |              |                     |               |                 |                      |              |            |                          |              |  |
| No bars on windows .....   | 24 401              | 151        | 24 250        | 22 128        | 11 705        | 10 423        | 2 121        | 872                 | 7.7           | 159             | 147                  | 461          | 483        | 851                      | 360          |  |
| 1 building with bars .....   | 1 060               | 2          | 1 057         | 960           | 498           | 462           | 97           | 45                  | 8.9           | 7               | 3                    | 12           | 31         | 16                       | 7            |  |
| 2 or more buildings with bars .....  | 5 894               | 30         | 5 864         | 5 276         | 2 156         | 3 119         | 589          | 215                 | 6.4           | 37              | 25                   | 85           | 226        | 58                       | 21           |  |
| No buildings .....   | 578                 | 2          | 575           | 507           | 205           | 302           | 68           | 12                  | 3.7           | 6               | 7                    | 16           | 28         | 41                       | 2            |  |
| Not reported .....   | 2 524               | 13         | 2 510         | 2 260         | 948           | 1 313         | 250          | 95                  | 6.7           | 23              | 10                   | 65           | 57         | 32                       | 26           |  |
| <b>Condition of Streets Within 300 feet</b>                                |                     |            |               |               |               |               |              |                     |               |                 |                      |              |            |                          |              |  |
| No repairs needed .....  | 20 368              | 136        | 20 232        | 18 503        | 9 805         | 8 699         | 1 729        | 705                 | 7.5           | 144             | 123                  | 381          | 376        | 748                      | 236          |  |
| Minor repairs needed .....   | 10 905              | 54         | 10 850        | 9 732         | 4 394         | 5 338         | 1 118        | 441                 | 7.6           | 73              | 58                   | 185          | 361        | 194                      | 140          |  |
| Major repairs needed .....   | 1 872               | 7          | 1 865         | 1 699         | 706           | 993           | 166          | 63                  | 6.0           | 9               | 7                    | 34           | 53         | 25                       | 31           |  |
| No streets needed .....  | 105                 | —          | 105           | 97            | 47            | 50            | 8            | 2                   | 4.7           | —               | —                    | —            | 5          | 4                        | —            |  |
| Not reported .....   | 1 207               | 2          | 1 205         | 1 100         | 560           | 540           | 105          | 28                  | 4.9           | 6               | 3                    | 39           | 30         | 27                       | 9            |  |



**Table 1B-6. Housing and Neighborhood Quality—All Housing Units—In Central Cities—Con.**

[Numbers in thousands. Consistent with the 1990 Census. ... means not applicable or sample too small. – means zero or rounds to zero]

| Characteristics  | Total housing units | Seasonal | Year-round |          |        |        |        |          |                     |               |                |                    | New construction 4 years | Mobile homes |              |
|--|---------------------|----------|------------|----------|--------|--------|--------|----------|---------------------|---------------|----------------|--------------------|--------------------------|--------------|--------------|
|  |                     |          | Total      | Occupied |        |        | Vacant |          |                     |               |                |                    |                          |              |              |
|  |                     |          |            | Total    | Owner  | Renter | Total  | For rent | Rental vacancy rate | For sale only | Rented or sold | Occasional use/URE |                          |              | Other vacant |
| <b>Trash, Litter, or Junk on Streets or Any Properties Within 300 feet</b> |                     |          |            |          |        |        |        |          |                     |               |                |                    |                          |              |              |
| None .....   | 28 101              | 180      | 27 921     | 25 546   | 13 430 | 12 115 | 2 375  | 984      | 7.5                 | 188           | 158            | 516                | 529                      | 903          | 331          |
| Minor accumulation .....   | 3 787               | 10       | 3 777      | 3 285    | 1 081  | 2 204  | 491    | 170      | 7.2                 | 25            | 20             | 82                 | 194                      | 45           | 43           |
| Major accumulation .....   | 1 513               | 7        | 1 506      | 1 334    | 480    | 854    | 172    | 57       | 6.2                 | 14            | 8              | 14                 | 79                       | 25           | 30           |
| Not reported .....   | 1 056               | 2        | 1 054      | 967      | 521    | 446    | 87     | 28       | 5.9                 | 5             | 5              | 26                 | 23                       | 24           | 11           |

<sup>1</sup>Figures may not add to total because more than one category may apply to a unit.  
<sup>2</sup>Two or more units of any tenure in the structure.

**Table 1B-7. Financial Characteristics—All Housing Units—In Central Cities**

[Numbers in thousands. Consistent with the 1990 Census. ... means not applicable or sample too small. — means zero or rounds to zero]

| Characteristics   | Total housing units | Seasonal   | Year-round    |               |               |               |              |                     |               |                 |                      |              |            | New construction 4 years | Mobile homes |
|---|---------------------|------------|---------------|---------------|---------------|---------------|--------------|---------------------|---------------|-----------------|----------------------|--------------|------------|--------------------------|--------------|
|   |                     |            | Occupied      |               |               | Vacant        |              |                     |               |                 |                      |              |            |                          |              |
|   |                     |            | Total         | Owner         | Renter        | Total         | For rent     | Rental vacancy rate | For sale only | Rent-ed or sold | Occa-sional use/ URE | Other vacant |            |                          |              |
| <b>Total</b> .....  | <b>34 456</b>       | <b>199</b> | <b>34 257</b> | <b>31 131</b> | <b>15 512</b> | <b>15 619</b> | <b>3 126</b> | <b>1 239</b>        | <b>7.3</b>    | <b>232</b>      | <b>191</b>           | <b>639</b>   | <b>825</b> | <b>998</b>               | <b>416</b>   |
| <b>Monthly Housing Costs<sup>1</sup></b>  |                     |            |               |               |               |               |              |                     |               |                 |                      |              |            |                          |              |
| Less than \$100 .....   | ...                 | ...        | ...           | 472           | 245           | 226           | ...          | 9                   | 3.9           | ...             | ...                  | ...          | ...        | 4                        | 4            |
| \$100 to \$199 .....  | ...                 | ...        | ...           | 2 132         | 1 401         | 731           | ...          | 17                  | 2.2           | ...             | ...                  | ...          | ...        | 29                       | 40           |
| \$200 to \$249 .....  | ...                 | ...        | ...           | 1 443         | 1 135         | 308           | ...          | 30                  | 6.9           | ...             | ...                  | ...          | ...        | 16                       | 4            |
| \$250 to \$299 .....  | ...                 | ...        | ...           | 1 584         | 1 109         | 475           | ...          | 68                  | 12.5          | ...             | ...                  | ...          | ...        | 21                       | 31           |
| \$300 to \$349 .....  | ...                 | ...        | ...           | 1 549         | 903           | 646           | ...          | 67                  | 9.4           | ...             | ...                  | ...          | ...        | 9                        | 41           |
| \$350 to \$399 .....  | ...                 | ...        | ...           | 1 587         | 729           | 858           | ...          | 133                 | 13.4          | ...             | ...                  | ...          | ...        | 29                       | 39           |
| \$400 to \$449 .....  | ...                 | ...        | ...           | 1 697         | 611           | 1 085         | ...          | 99                  | 8.4           | ...             | ...                  | ...          | ...        | 15                       | 36           |
| \$450 to \$499 .....  | ...                 | ...        | ...           | 1 819         | 514           | 1 304         | ...          | 129                 | 9.0           | ...             | ...                  | ...          | ...        | 17                       | 25           |
| \$500 to \$599 .....  | ...                 | ...        | ...           | 3 769         | 1 065         | 2 704         | ...          | 183                 | 6.3           | ...             | ...                  | ...          | ...        | 68                       | 57           |
| \$600 to \$699 .....  | ...                 | ...        | ...           | 3 197         | 1 055         | 2 142         | ...          | 136                 | 6.0           | ...             | ...                  | ...          | ...        | 85                       | 28           |
| \$700 to \$799 .....  | ...                 | ...        | ...           | 2 556         | 970           | 1 586         | ...          | 91                  | 5.4           | ...             | ...                  | ...          | ...        | 107                      | 12           |
| \$800 to \$999 .....  | ...                 | ...        | ...           | 3 283         | 1 779         | 1 505         | ...          | 96                  | 6.0           | ...             | ...                  | ...          | ...        | 184                      | 23           |
| \$1,000 to \$1,249 .....  | ...                 | ...        | ...           | 2 244         | 1 421         | 822           | ...          | 20                  | 2.4           | ...             | ...                  | ...          | ...        | 121                      | 9            |
| \$1,250 to \$1,499 .....  | ...                 | ...        | ...           | 1 253         | 924           | 329           | ...          | 30                  | 8.4           | ...             | ...                  | ...          | ...        | 83                       | 5            |
| \$1,500 or more .....   | ...                 | ...        | ...           | 2 035         | 1 650         | 385           | ...          | 41                  | 9.7           | ...             | ...                  | ...          | ...        | 140                      | —            |
| Depends on occupant's income .....  | ...                 | ...        | ...           | ...           | ...           | ...           | ...          | 90                  | ...           | ...             | ...                  | ...          | ...        | 3                        | —            |
| No cash rent .....  | ...                 | ...        | ...           | 513           | ...           | ...           | ...          | —                   | ...           | ...             | ...                  | ...          | ...        | 3                        | —            |
| <b>Median (excludes no cash rent)</b> .....   | ...                 | ...        | ...           | <b>580</b>    | <b>604</b>    | <b>571</b>    | ...          | <b>512</b>          | ...           | ...             | ...                  | ...          | ...        | <b>870</b>               | <b>425</b>   |
| <b>Median Monthly Housing Costs for Owners</b>                                      |                     |            |               |               |               |               |              |                     |               |                 |                      |              |            |                          |              |
| Monthly costs including all mortgages plus maintenance costs .....                  | ...                 | ...        | ...           | 648           | 648           | ...           | ...          | ...                 | ...           | ...             | ...                  | ...          | ...        | 968                      | 440          |
| Monthly costs excluding second and subsequent mortgages and maintenance costs ..... | ...                 | ...        | ...           | 600           | 600           | ...           | ...          | ...                 | ...           | ...             | ...                  | ...          | ...        | 955                      | 422          |
| <b>Rent Reductions</b>  |                     |            |               |               |               |               |              |                     |               |                 |                      |              |            |                          |              |
| No subsidy .....  | ...                 | ...        | ...           | ...           | ...           | 12 037        | ...          | 962                 | 7.4           | ...             | 84                   | ...          | ...        | 301                      | 82           |
| Rent control .....  | ...                 | ...        | ...           | ...           | ...           | 754           | ...          | 24                  | 3.0           | ...             | —                    | ...          | ...        | 5                        | —            |
| No rent control .....   | ...                 | ...        | ...           | ...           | ...           | 11 265        | ...          | 918                 | 7.5           | ...             | 81                   | ...          | ...        | 293                      | 82           |
| Reduced by owner .....  | ...                 | ...        | ...           | ...           | ...           | 478           | ...          | —                   | —             | ...             | —                    | ...          | ...        | 11                       | —            |
| Not reduced by owner .....  | ...                 | ...        | ...           | ...           | ...           | 10 735        | ...          | —                   | —             | ...             | —                    | ...          | ...        | 214                      | 77           |
| Owner reduction not reported .....  | ...                 | ...        | ...           | ...           | ...           | 53            | ...          | 918                 | 87.0          | ...             | 81                   | ...          | ...        | 69                       | 5            |
| Rent control not reported .....   | ...                 | ...        | ...           | ...           | ...           | 18            | ...          | 20                  | 49.0          | ...             | 3                    | ...          | ...        | 2                        | —            |
| Owned by public housing authority .....   | ...                 | ...        | ...           | ...           | ...           | 1 008         | ...          | 86                  | 7.8           | ...             | —                    | ...          | ...        | 3                        | —            |
| Government subsidy .....  | ...                 | ...        | ...           | ...           | ...           | 1 044         | ...          | 70                  | 6.2           | ...             | 5                    | ...          | ...        | 20                       | —            |
| Other, income verification .....  | ...                 | ...        | ...           | ...           | ...           | 1 085         | ...          | —                   | —             | ...             | —                    | ...          | ...        | 64                       | —            |
| Subsidy not reported .....  | ...                 | ...        | ...           | ...           | ...           | 445           | ...          | 122                 | 21.5          | ...             | —                    | ...          | ...        | 10                       | 2            |
| <b>OWNER HOUSING UNITS</b>  |                     |            |               |               |               |               |              |                     |               |                 |                      |              |            |                          |              |
| <b>Total</b> .....  | ...                 | ...        | ...           | ...           | <b>15 512</b> | ...           | ...          | ...                 | ...           | <b>232</b>      | <b>102</b>           | ...          | ...        | <b>565</b>               | <b>274</b>   |
| <b>Average Monthly Cost Paid for Real Estate Taxes</b>                              |                     |            |               |               |               |               |              |                     |               |                 |                      |              |            |                          |              |
| Less than \$25 .....  | ...                 | ...        | ...           | ...           | 2 057         | ...           | ...          | ...                 | ...           | 70              | 37                   | ...          | ...        | 106                      | 182          |
| \$25 to \$49 .....  | ...                 | ...        | ...           | ...           | 2 122         | ...           | ...          | ...                 | ...           | 37              | 15                   | ...          | ...        | 37                       | 55           |
| \$50 to \$74 .....  | ...                 | ...        | ...           | ...           | 2 366         | ...           | ...          | ...                 | ...           | 32              | 10                   | ...          | ...        | 69                       | 14           |
| \$75 to \$99 .....  | ...                 | ...        | ...           | ...           | 1 862         | ...           | ...          | ...                 | ...           | 21              | 8                    | ...          | ...        | 56                       | 10           |
| \$100 to \$149 .....  | ...                 | ...        | ...           | ...           | 2 914         | ...           | ...          | ...                 | ...           | 31              | 18                   | ...          | ...        | 104                      | 5            |
| \$150 to \$199 .....  | ...                 | ...        | ...           | ...           | 1 622         | ...           | ...          | ...                 | ...           | 13              | 7                    | ...          | ...        | 57                       | 1            |
| \$200 or more .....   | ...                 | ...        | ...           | ...           | 2 570         | ...           | ...          | ...                 | ...           | 28              | 7                    | ...          | ...        | 135                      | 8            |
| <b>Median</b> .....   | ...                 | ...        | ...           | ...           | <b>91</b>     | ...           | ...          | ...                 | ...           | <b>57</b>       | <b>49</b>            | ...          | ...        | <b>107</b>               | <b>25-</b>   |
| <b>Annual Taxes Paid per \$1,000 Value</b>  |                     |            |               |               |               |               |              |                     |               |                 |                      |              |            |                          |              |
| Less than \$5 .....   | ...                 | ...        | ...           | ...           | 2 613         | ...           | ...          | ...                 | ...           | 65              | 48                   | ...          | ...        | 131                      | 70           |
| \$5 to \$9 .....  | ...                 | ...        | ...           | ...           | 4 541         | ...           | ...          | ...                 | ...           | 66              | 14                   | ...          | ...        | 209                      | 82           |
| \$10 to \$14 .....  | ...                 | ...        | ...           | ...           | 3 741         | ...           | ...          | ...                 | ...           | 30              | 7                    | ...          | ...        | 110                      | 54           |
| \$15 to \$19 .....  | ...                 | ...        | ...           | ...           | 2 010         | ...           | ...          | ...                 | ...           | 19              | 17                   | ...          | ...        | 55                       | 14           |
| \$20 to \$24 .....  | ...                 | ...        | ...           | ...           | 1 128         | ...           | ...          | ...                 | ...           | 17              | 7                    | ...          | ...        | 34                       | 15           |
| \$25 or more .....  | ...                 | ...        | ...           | ...           | 1 479         | ...           | ...          | ...                 | ...           | 35              | 9                    | ...          | ...        | 26                       | 39           |
| <b>Median</b> .....   | ...                 | ...        | ...           | ...           | <b>11</b>     | ...           | ...          | ...                 | ...           | <b>9</b>        | <b>6</b>             | ...          | ...        | <b>9</b>                 | <b>9</b>     |
| <b>Condominium and Cooperative Fee</b>  |                     |            |               |               |               |               |              |                     |               |                 |                      |              |            |                          |              |
| Fee paid by owners .....  | ...                 | ...        | ...           | ...           | 1 167         | ...           | ...          | ...                 | ...           | 36              | 25                   | ...          | ...        | 50                       | —            |
| Less than \$25 per month .....  | ...                 | ...        | ...           | ...           | 12            | ...           | ...          | ...                 | ...           | 1               | —                    | ...          | ...        | 1                        | —            |
| \$25 to \$49 .....  | ...                 | ...        | ...           | ...           | 15            | ...           | ...          | ...                 | ...           | —               | —                    | ...          | ...        | 2                        | —            |
| \$50 to \$74 .....  | ...                 | ...        | ...           | ...           | 35            | ...           | ...          | ...                 | ...           | 1               | —                    | ...          | ...        | 3                        | —            |
| \$75 to \$99 .....  | ...                 | ...        | ...           | ...           | 70            | ...           | ...          | ...                 | ...           | 5               | —                    | ...          | ...        | 11                       | —            |
| \$100 to \$149 .....  | ...                 | ...        | ...           | ...           | 193           | ...           | ...          | ...                 | ...           | 3               | 1                    | ...          | ...        | 14                       | —            |
| \$150 to \$199 .....  | ...                 | ...        | ...           | ...           | 128           | ...           | ...          | ...                 | ...           | 2               | 3                    | ...          | ...        | —                        | —            |
| \$200 or more per month .....   | ...                 | ...        | ...           | ...           | 307           | ...           | ...          | ...                 | ...           | 13              | 9                    | ...          | ...        | 3                        | —            |
| Not reported .....  | ...                 | ...        | ...           | ...           | 408           | ...           | ...          | ...                 | ...           | 11              | 12                   | ...          | ...        | 15                       | —            |
| <b>Median</b> .....   | ...                 | ...        | ...           | ...           | <b>172</b>    | ...           | ...          | ...                 | ...           | ...             | ...                  | ...          | ...        | ...                      | ...          |
| <b>Other Housing Costs per Month</b>  |                     |            |               |               |               |               |              |                     |               |                 |                      |              |            |                          |              |
| Homeowner association fee paid .....  | ...                 | ...        | ...           | ...           | 866           | ...           | ...          | ...                 | ...           | —               | —                    | ...          | ...        | 177                      | —            |
| <b>Median</b> .....   | ...                 | ...        | ...           | ...           | <b>23</b>     | ...           | ...          | ...                 | ...           | ...             | ...                  | ...          | ...        | <b>28</b>                | ...          |
| Mobile home park fee paid .....   | ...                 | ...        | ...           | ...           | 47            | ...           | ...          | ...                 | ...           | —               | —                    | ...          | ...        | 9                        | 47           |
| <b>Median</b> .....   | ...                 | ...        | ...           | ...           | ...           | ...           | ...          | ...                 | ...           | ...             | ...                  | ...          | ...        | ...                      | ...          |
| Land rent fee paid .....  | ...                 | ...        | ...           | ...           | 42            | ...           | ...          | ...                 | ...           | —               | —                    | ...          | ...        | —                        | —            |
| <b>Median</b> .....   | ...                 | ...        | ...           | ...           | ...           | ...           | ...          | ...                 | ...           | ...             | ...                  | ...          | ...        | ...                      | ...          |

**Table 1B-7. Financial Characteristics—All Housing Units—In Central Cities—Con.**

[Numbers in thousands. Consistent with the 1990 Census. ... means not applicable or sample too small. — means zero or rounds to zero]

| Characteristics                           | Total housing units | Seasonal | Year-round |          |                |        |        |          |                     |               |                 |                      | New construction 4 years | Mobile homes   |               |
|---|---------------------|----------|------------|----------|----------------|--------|--------|----------|---------------------|---------------|-----------------|----------------------|--------------------------|----------------|---------------|
|   |                     |          | Total      | Occupied |                |        | Vacant |          |                     |               |                 |                      |                          |                |               |
|   |                     |          |            | Total    | Owner          | Renter | Total  | For rent | Rental vacancy rate | For sale only | Rent-ed or sold | Occa-sional use/ URE |                          |                | Other vacant  |
| <b>OWNER HOUSING UNITS—Con.</b>           |                     |          |            |          |                |        |        |          |                     |               |                 |                      |                          |                |               |
| <b>Value<sup>2</sup></b>                  |                     |          |            |          |                |        |        |          |                     |               |                 |                      |                          |                |               |
| Less than \$10,000 .....                  | ...                 | ...      | ...        | ...      | 173            | ...    | ...    | ...      | ...                 | 7             | 3               | ...                  | ...                      | 6              | 66            |
| \$10,000 to \$19,999 .....                | ...                 | ...      | ...        | ...      | 249            | ...    | ...    | ...      | ...                 | 8             | —               | ...                  | ...                      | 11             | 70            |
| \$20,000 to \$29,999 .....                | ...                 | ...      | ...        | ...      | 348            | ...    | ...    | ...      | ...                 | 13            | 5               | ...                  | ...                      | 5              | 32            |
| \$30,000 to \$39,999 .....                | ...                 | ...      | ...        | ...      | 548            | ...    | ...    | ...      | ...                 | 16            | 3               | ...                  | ...                      | 8              | 40            |
| \$40,000 to \$49,999 .....                | ...                 | ...      | ...        | ...      | 726            | ...    | ...    | ...      | ...                 | 21            | 3               | ...                  | ...                      | 11             | 16            |
| \$50,000 to \$59,999 .....                | ...                 | ...      | ...        | ...      | 952            | ...    | ...    | ...      | ...                 | 22            | 10              | ...                  | ...                      | 4              | 7             |
| \$60,000 to \$69,999 .....                | ...                 | ...      | ...        | ...      | 1 164          | ...    | ...    | ...      | ...                 | 9             | 7               | ...                  | ...                      | 20             | 8             |
| \$70,000 to \$79,999 .....                | ...                 | ...      | ...        | ...      | 1 225          | ...    | ...    | ...      | ...                 | 8             | 4               | ...                  | ...                      | 11             | 16            |
| \$80,000 to \$99,999 .....                | ...                 | ...      | ...        | ...      | 2 269          | ...    | ...    | ...      | ...                 | 36            | 20              | ...                  | ...                      | 59             | —             |
| \$100,000 to \$119,999 .....              | ...                 | ...      | ...        | ...      | 1 465          | ...    | ...    | ...      | ...                 | 18            | 11              | ...                  | ...                      | 56             | 7             |
| \$120,000 to \$149,999 .....              | ...                 | ...      | ...        | ...      | 1 845          | ...    | ...    | ...      | ...                 | 20            | 7               | ...                  | ...                      | 74             | 2             |
| \$150,000 to \$199,999 .....              | ...                 | ...      | ...        | ...      | 1 771          | ...    | ...    | ...      | ...                 | 23            | 8               | ...                  | ...                      | 112            | 5             |
| \$200,000 to \$249,999 .....              | ...                 | ...      | ...        | ...      | 975            | ...    | ...    | ...      | ...                 | 7             | 1               | ...                  | ...                      | 56             | 5             |
| \$250,000 to \$299,999 .....              | ...                 | ...      | ...        | ...      | 553            | ...    | ...    | ...      | ...                 | 8             | —               | ...                  | ...                      | 62             | —             |
| \$300,000 or more .....                   | ...                 | ...      | ...        | ...      | 1 250          | ...    | ...    | ...      | ...                 | 16            | 20              | ...                  | ...                      | 69             | —             |
| <b>Median</b> .....                       | ...                 | ...      | ...        | ...      | <b>101 396</b> | ...    | ...    | ...      | ...                 | <b>86 601</b> | <b>96 497</b>   | ...                  | ...                      | <b>157 558</b> | <b>20 058</b> |
| <b>Other Activities on Property</b>       |                     |          |            |          |                |        |        |          |                     |               |                 |                      |                          |                |               |
| Medical or commercial establishment ..... | ...                 | ...      | ...        | ...      | 216            | ...    | ...    | ...      | ...                 | 7             | —               | ...                  | ...                      | —              | —             |
| Neither .....                             | ...                 | ...      | ...        | ...      | 15 296         | ...    | ...    | ...      | ...                 | 225           | 102             | ...                  | ...                      | 565            | 274           |

<sup>1</sup>Rent asked for vacant units.

<sup>2</sup>Sales price for units that are for sale, purchase price for units sold but not yet occupied.

**Table 1C-1. Introductory Characteristics—All Housing Units—Suburbs**

[Numbers in thousands. Consistent with the 1990 Census. ... means not applicable or sample too small. – means zero or rounds to zero]

| Characteristics  | Total housing units | Seasonal     | Year-round    |               |               |               |              |                     |               |                 |                      |              |             | New construction 4 years | Mobile homes |  |
|--|---------------------|--------------|---------------|---------------|---------------|---------------|--------------|---------------------|---------------|-----------------|----------------------|--------------|-------------|--------------------------|--------------|--|
|  |                     |              | Occupied      |               |               | Vacant        |              |                     |               |                 |                      |              |             |                          |              |  |
|  |                     |              | Total         | Owner         | Renter        | Total         | For rent     | Rental vacancy rate | For sale only | Rent-ed or sold | Occa-sional use/ URE | Other vacant |             |                          |              |  |
| <b>Total</b> .....                                       | <b>53 241</b>       | <b>1 126</b> | <b>52 115</b> | <b>48 780</b> | <b>36 015</b> | <b>12 766</b> | <b>3 335</b> | <b>847</b>          | <b>6.2</b>    | <b>435</b>      | <b>374</b>           | <b>932</b>   | <b>747</b>  | <b>3 870</b>             | <b>3 704</b> |  |
| <b>Units in Structure</b>                                |                     |              |               |               |               |               |              |                     |               |                 |                      |              |             |                          |              |  |
| 1, detached .....  | 35 076              | 539          | 34 537        | 33 080        | 29 987        | 3 094         | 1 456        | 128                 | 4.0           | 266             | 193                  | 450          | 418         | 2 348                    | –            |  |
| 1, attached .....  | 3 963               | 118          | 3 844         | 3 494         | 1 935         | 1 560         | 350          | 107                 | 6.4           | 38              | 33                   | 110          | 62          | 359                      | –            |  |
| 2 to 4 .....   | 3 342               | 47           | 3 295         | 2 956         | 573           | 2 383         | 339          | 160                 | 6.2           | 21              | 37                   | 56           | 65          | 94                       | –            |  |
| 5 to 9 .....   | 2 230               | 30           | 2 200         | 1 973         | 301           | 1 672         | 227          | 120                 | 6.6           | 6               | 21                   | 52           | 28          | 134                      | –            |  |
| 10 to 19 .....   | 2 254               | 22           | 2 232         | 1 956         | 194           | 1 761         | 276          | 157                 | 8.0           | 6               | 39                   | 66           | 9           | 181                      | –            |  |
| 20 to 49 .....   | 1 471               | 41           | 1 430         | 1 253         | 223           | 1 030         | 177          | 81                  | 7.2           | 7               | 25                   | 45           | 19          | 149                      | –            |  |
| 50 or more .....   | 1 202               | 51           | 1 151         | 1 045         | 216           | 829           | 106          | 56                  | 6.2           | 4               | 11                   | 24           | 11          | 63                       | –            |  |
| Mobile home or trailer .....                             | 3 704               | 277          | 3 427         | 3 022         | 2 585         | 437           | 404          | 39                  | 8.1           | 86              | 15                   | 129          | 135         | 543                      | 3 704        |  |
| <b>Cooperatives and Condominiums</b>                     |                     |              |               |               |               |               |              |                     |               |                 |                      |              |             |                          |              |  |
| Cooperatives .....                                       | 236                 | 31           | 205           | 179           | 111           | 68            | 26           | 2                   | 3.2           | 4               | 1                    | 19           | –           | 9                        | 45           |  |
| Condominiums .....                                       | 3 303               | 224          | 3 079         | 2 662         | 1 988         | 674           | 417          | 54                  | 7.3           | 58              | 51                   | 191          | 62          | 281                      | 20           |  |
| <b>Year Structure Built<sup>1</sup></b>                  |                     |              |               |               |               |               |              |                     |               |                 |                      |              |             |                          |              |  |
| 2000 to 2004 .....                                       | –                   | –            | –             | –             | –             | –             | –            | –                   | –             | –               | –                    | –            | –           | –                        | –            |  |
| 1995 to 1999 .....                                       | 4 848               | 75           | 4 773         | 4 374         | 3 656         | 718           | 399          | 103                 | 12.3          | 79              | 67                   | 82           | 68          | 3 870                    | 610          |  |
| 1990 to 1994 .....                                       | 4 132               | 92           | 4 040         | 3 855         | 3 267         | 588           | 185          | 39                  | 6.2           | 19              | 27                   | 71           | 27          | –                        | 437          |  |
| 1985 to 1989 .....                                       | 5 273               | 80           | 5 193         | 4 891         | 3 436         | 1 454         | 302          | 90                  | 5.7           | 48              | 29                   | 104          | 32          | –                        | 391          |  |
| 1980 to 1984 .....                                       | 3 960               | 138          | 3 822         | 3 520         | 2 504         | 1 016         | 302          | 86                  | 7.8           | 50              | 21                   | 102          | 43          | –                        | 505          |  |
| 1975 to 1979 .....                                       | 5 871               | 127          | 5 744         | 5 333         | 3 947         | 1 386         | 412          | 100                 | 6.6           | 56              | 46                   | 136          | 74          | –                        | 598          |  |
| 1970 to 1974 .....                                       | 5 554               | 117          | 5 437         | 5 079         | 3 400         | 1 678         | 358          | 97                  | 5.4           | 41              | 38                   | 107          | 75          | –                        | 648          |  |
| 1960 to 1969 .....                                       | 7 854               | 160          | 7 693         | 7 281         | 5 189         | 2 092         | 412          | 128                 | 5.7           | 42              | 41                   | 99           | 101         | –                        | 423          |  |
| 1950 to 1959 .....                                       | 6 248               | 95           | 6 153         | 5 824         | 4 640         | 1 183         | 329          | 72                  | 5.7           | 40              | 42                   | 80           | 95          | –                        | 54           |  |
| 1940 to 1949 .....                                       | 3 137               | 88           | 3 049         | 2 872         | 2 032         | 841           | 177          | 34                  | 3.8           | 21              | 17                   | 47           | 57          | –                        | 12           |  |
| 1930 to 1939 .....                                       | 1 948               | 45           | 1 902         | 1 772         | 1 185         | 587           | 130          | 32                  | 5.1           | 15              | 8                    | 23           | 53          | –                        | 26           |  |
| 1920 to 1929 .....                                       | 1 571               | 28           | 1 542         | 1 434         | 982           | 452           | 108          | 32                  | 6.6           | 7               | 5                    | 21           | 43          | –                        | –            |  |
| 1919 or earlier .....                                    | 2 847               | 81           | 2 767         | 2 547         | 1 777         | 770           | 220          | 34                  | 4.2           | 16              | 32                   | 59           | 79          | –                        | –            |  |
| <b>Median</b> .....                                      | <b>1973</b>         | <b>1973</b>  | <b>1973</b>   | <b>1973</b>   | <b>1973</b>   | <b>1971</b>   | <b>1974</b>  | <b>1975</b>         | <b>...</b>    | <b>1978</b>     | <b>1975</b>          | <b>1976</b>  | <b>1965</b> | <b>...</b>               | <b>1981</b>  |  |
| <b>Suitability for Year-Round Use<sup>2</sup></b>        |                     |              |               |               |               |               |              |                     |               |                 |                      |              |             |                          |              |  |
| Built and heated for year-round use .....                | 53 016              | 901          | 52 115        | 48 780        | 36 015        | 12 766        | 3 335        | 847                 | 6.2           | 435             | 374                  | 932          | 747         | 3 862                    | 3 672        |  |
| Not suitable .....                                       | 200                 | 200          | –             | –             | –             | –             | –            | –                   | –             | –               | –                    | –            | –           | 8                        | 32           |  |
| Not reported .....                                       | 25                  | 25           | –             | –             | –             | –             | –            | –                   | –             | –               | –                    | –            | –           | –                        | –            |  |
| <b>Time Sharing</b>                                      |                     |              |               |               |               |               |              |                     |               |                 |                      |              |             |                          |              |  |
| Vacant, including URE .....                              | ...                 | 1 126        | ...           | ...           | ...           | ...           | 3 335        | 847                 | 88.0          | 435             | 374                  | 932          | 747         | 427                      | 681          |  |
| Ownership time-shared .....                              | ...                 | 5            | ...           | ...           | ...           | ...           | 8            | 1                   | 100.0         | –               | –                    | 3            | 3           | 2                        | –            |  |
| Not time-shared .....                                    | ...                 | 1 121        | ...           | ...           | ...           | ...           | 3 327        | 846                 | 88.0          | 435             | 374                  | 929          | 744         | 425                      | 681          |  |
| <b>Duration of Vacancy</b>                               |                     |              |               |               |               |               |              |                     |               |                 |                      |              |             |                          |              |  |
| Vacant units .....                                       | ...                 | 888          | ...           | ...           | ...           | ...           | 2 950        | 847                 | 88.0          | 435             | 374                  | 547          | 747         | 388                      | 634          |  |
| Less than 1 month vacant .....                           | ...                 | 123          | ...           | ...           | ...           | ...           | 613          | 288                 | 85.4          | 71              | 99                   | 77           | 79          | 85                       | 59           |  |
| 1 month up to 2 months .....                             | ...                 | 34           | ...           | ...           | ...           | ...           | 277          | 114                 | 82.0          | 37              | 55                   | 32           | 39          | 23                       | 36           |  |
| 2 months up to 6 months .....                            | ...                 | 280          | ...           | ...           | ...           | ...           | 643          | 189                 | 89.7          | 120             | 84                   | 121          | 129         | 98                       | 169          |  |
| 6 months up to 1 year .....                              | ...                 | 79           | ...           | ...           | ...           | ...           | 266          | 53                  | 92.6          | 50              | 22                   | 65           | 76          | 29                       | 88           |  |
| 1 year up to 2 years .....                               | ...                 | 7            | ...           | ...           | ...           | ...           | 165          | 39                  | 95.6          | 18              | 14                   | 22           | 72          | 7                        | 21           |  |
| 2 years or more .....                                    | ...                 | 79           | ...           | ...           | ...           | ...           | 366          | 39                  | 89.9          | 42              | 27                   | 56           | 202         | 4                        | 86           |  |
| Never occupied .....                                     | ...                 | 27           | ...           | ...           | ...           | ...           | 105          | 23                  | 100.0         | 22              | 27                   | 18           | 15          | 73                       | 11           |  |
| Don't know .....   | ...                 | 259          | ...           | ...           | ...           | ...           | 515          | 102                 | 91.5          | 75              | 46                   | 156          | 136         | 69                       | 164          |  |
| <b>Last Used as a Permanent Residence</b>                |                     |              |               |               |               |               |              |                     |               |                 |                      |              |             |                          |              |  |
| Vacant seasonal .....                                    | ...                 | 1 126        | ...           | ...           | ...           | ...           | ...          | ...                 | ...           | ...             | ...                  | ...          | ...         | 72                       | 277          |  |
| Less than 1 month since occupied as permanent home ..... | ...                 | 47           | ...           | ...           | ...           | ...           | ...          | ...                 | ...           | ...             | ...                  | ...          | ...         | 19                       | 8            |  |
| 1 month up to 2 months .....                             | ...                 | 11           | ...           | ...           | ...           | ...           | ...          | ...                 | ...           | ...             | ...                  | ...          | ...         | –                        | –            |  |
| 2 months up to 6 months .....                            | ...                 | 74           | ...           | ...           | ...           | ...           | ...          | ...                 | ...           | ...             | ...                  | ...          | ...         | 4                        | 9            |  |
| 6 months up to 1 year .....                              | ...                 | 26           | ...           | ...           | ...           | ...           | ...          | ...                 | ...           | ...             | ...                  | ...          | ...         | –                        | 4            |  |
| 1 year up to 2 years .....                               | ...                 | 15           | ...           | ...           | ...           | ...           | ...          | ...                 | ...           | ...             | ...                  | ...          | ...         | –                        | 7            |  |
| 2 years or more .....                                    | ...                 | 160          | ...           | ...           | ...           | ...           | ...          | ...                 | ...           | ...             | ...                  | ...          | ...         | –                        | 33           |  |
| Never occupied as permanent home .....                   | ...                 | 475          | ...           | ...           | ...           | ...           | ...          | ...                 | ...           | ...             | ...                  | ...          | ...         | 48                       | 81           |  |
| Don't know .....   | ...                 | 318          | ...           | ...           | ...           | ...           | ...          | ...                 | ...           | ...             | ...                  | ...          | ...         | 2                        | 134          |  |
| Not reported .....                                       | ...                 | –            | ...           | ...           | ...           | ...           | ...          | ...                 | ...           | ...             | ...                  | ...          | ...         | –                        | –            |  |
| <b>Metropolitan/Nonmetropolitan Areas</b>                |                     |              |               |               |               |               |              |                     |               |                 |                      |              |             |                          |              |  |
| Inside metropolitan statistical areas .....              | 53 241              | 1 126        | 52 115        | 48 780        | 36 015        | 12 766        | 3 335        | 847                 | 6.2           | 435             | 374                  | 932          | 747         | 3 870                    | 3 704        |  |
| In central cities .....                                  | ...                 | ...          | ...           | ...           | ...           | ...           | ...          | ...                 | ...           | ...             | ...                  | ...          | ...         | ...                      | ...          |  |
| Suburbs .....  | 53 241              | 1 126        | 52 115        | 48 780        | 36 015        | 12 766        | 3 335        | 847                 | 6.2           | 435             | 374                  | 932          | 747         | 3 870                    | 3 704        |  |
| Outside metropolitan statistical areas .....             | ...                 | ...          | ...           | ...           | ...           | ...           | ...          | ...                 | ...           | ...             | ...                  | ...          | ...         | ...                      | ...          |  |
| <b>Regions</b>   |                     |              |               |               |               |               |              |                     |               |                 |                      |              |             |                          |              |  |
| Northeast .....  | 11 719              | 257          | 11 461        | 10 921        | 8 241         | 2 680         | 541          | 126                 | 4.5           | 74              | 51                   | 163          | 127         | 372                      | 356          |  |
| Midwest .....  | 11 210              | 72           | 11 139        | 10 501        | 8 255         | 2 246         | 638          | 155                 | 6.3           | 80              | 144                  | 122          | 136         | 707                      | 551          |  |
| South .....  | 18 620              | 626          | 17 993        | 16 624        | 12 498        | 4 126         | 1 369        | 361                 | 8.0           | 193             | 98                   | 368          | 349         | 1 950                    | 2 095        |  |
| West .....   | 11 693              | 171          | 11 522        | 10 734        | 7 021         | 3 713         | 787          | 204                 | 5.2           | 88              | 81                   | 280          | 134         | 841                      | 701          |  |
| <b>Urbanized Areas</b>                                   |                     |              |               |               |               |               |              |                     |               |                 |                      |              |             |                          |              |  |
| Inside urbanized areas .....                             | ...                 | ...          | ...           | ...           | ...           | ...           | ...          | ...                 | ...           | ...             | ...                  | ...          | ...         | ...                      | ...          |  |
| In central cities of MSAs .....                          | ...                 | ...          | ...           | ...           | ...           | ...           | ...          | ...                 | ...           | ...             | ...                  | ...          | ...         | ...                      | ...          |  |
| Urban fringe .....                                       | ...                 | ...          | ...           | ...           | ...           | ...           | ...          | ...                 | ...           | ...             | ...                  | ...          | ...         | ...                      | ...          |  |
| Outside urbanized areas .....                            | ...                 | ...          | ...           | ...           | ...           | ...           | ...          | ...                 | ...           | ...             | ...                  | ...          | ...         | ...                      | ...          |  |
| Other urban .....  | ...                 | ...          | ...           | ...           | ...           | ...           | ...          | ...                 | ...           | ...             | ...                  | ...          | ...         | ...                      | ...          |  |
| Rural .....  | ...                 | ...          | ...           | ...           | ...           | ...           | ...          | ...                 | ...           | ...             | ...                  | ...          | ...         | ...                      | ...          |  |
| <b>Place Size</b>  |                     |              |               |               |               |               |              |                     |               |                 |                      |              |             |                          |              |  |
| Less than 2,500 persons .....                            | 2 116               | 144          | 1 973         | 1 796         | 1 377         | 419           | 177          | 41                  | 8.9           | 13              | 12                   | 75           | 36          | 70                       | 163          |  |
| 2,500 to 9,999 persons .....                             | 6 783               | 170          | 6 613         | 6 136         | 4 421         | 1 715         | 477          | 121                 | 6.5           | 55              | 52                   | 125          | 124         | 324                      | 353          |  |
| 10,000 to 19,999 persons .....                           | 6 419               | 69           | 6 349         | 5 919         | 4 112         | 1 807         | 430          | 119                 | 6.1           | 49              | 47                   | 137          | 78          | 232                      | 226          |  |
| 20,000 to 49,999 persons .....                           | 8 559               | 33           | 8 526         | 8 074         | 5 477         | 2 596         | 452          | 151                 | 5.4           | 62              | 73                   | 80           | 86          | 387                      | 120          |  |
| 50,000 to 99,999 persons .....                           | 4 450               | 11           | 4 439         | 4 204         | 2 546         | 1 658         | 236          | 92                  | 5.2           | 17              | 30                   | 48           | 49          | 196                      | 87           |  |
| 100,000 to 249,999 persons .....                         | 1 319               | 15           | 1 304         | 1 251         | 771           | 479           | 54           | 19                  | 3.8           | 4               | 8                    | 9            | 14          | 98                       | 30           |  |
| 250,000 to 499,999 persons .....                         | –                   | –            | –             | –             | –             | –             | –            | –                   | –             | –               | –                    | –            | –           | –                        | –            |  |
| 500,000 to 999,999 persons .....                         | –                   | –            | –             | –             | –             | –             | –            | –                   | –             | –               | –                    | –            | –           | –                        | –            |  |
| 1,000,000 persons or more .....                          | –                   | –            | –             | –             | –             | –             | –            | –                   | –             | –               | –                    | –            | –           | –                        | –            |  |

**Table 1C-1. Introductory Characteristics—All Housing Units—Suburbs—Con.**

[Numbers in thousands. Consistent with the 1990 Census. ... means not applicable or sample too small. – means zero or rounds to zero]

| Characteristics                                 | Total housing units | Seasonal | Year-round |          |        |        |        |          |                     |               |                 |                      | New construction 4 years | Mobile homes |              |
|---|---------------------|----------|------------|----------|--------|--------|--------|----------|---------------------|---------------|-----------------|----------------------|--------------------------|--------------|--------------|
|   |                     |          | Total      | Occupied |        |        | Vacant |          |                     |               |                 |                      |                          |              |              |
|   |                     |          |            | Total    | Owner  | Renter | Total  | For rent | Rental vacancy rate | For sale only | Rent-ed or sold | Occa-sional use/ URE |                          |              | Other vacant |
| <b>Homes Currently for Sale or Rent</b>         |                     |          |            |          |        |        |        |          |                     |               |                 |                      |                          |              |              |
| Up for rent only .....                          | ...                 | ...      | ...        | ...      | 41     | ...    | ...    | 805      | ...                 | –             | ...             | 112                  | –                        | 106          | 30           |
| Up for rent or for sale .....                   | ...                 | ...      | ...        | ...      | 19     | ...    | ...    | 42       | ...                 | –             | ...             | 5                    | –                        | 7            | 17           |
| For sale only .....                             | ...                 | ...      | ...        | ...      | 624    | ...    | ...    | –        | ...                 | –             | 435             | 20                   | –                        | 128          | 181          |
| Not on the market .....                         | ...                 | ...      | ...        | ...      | 34 071 | ...    | ...    | –        | ...                 | –             | –               | 794                  | 747                      | 2 869        | 2 146        |
| Not reported .....                              | ...                 | ...      | ...        | ...      | 1 258  | ...    | ...    | –        | ...                 | –             | –               | –                    | –                        | 143          | 614          |
| <b>Reasons for Extra Unit Owned<sup>3</sup></b> |                     |          |            |          |        |        |        |          |                     |               |                 |                      |                          |              |              |
| Extra units .....                               | 2 020               | 1 088    | 932        | –        | –      | –      | 932    | –        | –                   | –             | –               | 932                  | –                        | 140          | 390          |
| Previous usual residence .....                  | 276                 | 94       | 182        | –        | –      | –      | 182    | –        | –                   | –             | –               | 182                  | –                        | 3            | 35           |
| Used for recreational purposes .....            | 877                 | 581      | 295        | –        | –      | –      | 295    | –        | –                   | –             | –               | 295                  | –                        | 67           | 126          |
| Investment purposes .....                       | 331                 | 199      | 132        | –        | –      | –      | 132    | –        | –                   | –             | –               | 132                  | –                        | 43           | 25           |
| Unable to sell property .....                   | 41                  | 17       | 24         | –        | –      | –      | 24     | –        | –                   | –             | –               | 24                   | –                        | 3            | 6            |
| Inherited property .....                        | 108                 | 76       | 32         | –        | –      | –      | 32     | –        | –                   | –             | –               | 32                   | –                        | 2            | 6            |
| Other reasons .....                             | 563                 | 297      | 265        | –        | –      | –      | 265    | –        | –                   | –             | –               | 265                  | –                        | 48           | 210          |
| Not reported .....                              | 128                 | 58       | 70         | –        | –      | –      | 70     | –        | –                   | –             | –               | 70                   | –                        | 7            | 4            |
| <b>Location of Extra Unit</b>                   |                     |          |            |          |        |        |        |          |                     |               |                 |                      |                          |              |              |
| Within 150 miles of current residence .....     | 849                 | 427      | 422        | –        | –      | –      | 422    | –        | –                   | –             | –               | 422                  | –                        | 46           | 110          |
| 150 miles or more from current residence .....  | 948                 | 616      | 331        | –        | –      | –      | 331    | –        | –                   | –             | –               | 331                  | –                        | 78           | 273          |
| Not reported .....                              | 224                 | 45       | 179        | –        | –      | –      | 179    | –        | –                   | –             | –               | 179                  | –                        | 16           | 7            |
| <b>Nights Owner Spent at Extra Unit</b>         |                     |          |            |          |        |        |        |          |                     |               |                 |                      |                          |              |              |
| 0-2 nights .....                                | 330                 | 142      | 188        | –        | –      | –      | 188    | –        | –                   | –             | –               | 188                  | –                        | 19           | 53           |
| 3-7 nights .....                                | 66                  | 49       | 17         | –        | –      | –      | 17     | –        | –                   | –             | –               | 17                   | –                        | –            | 14           |
| 8 nights or more .....                          | 1 291               | 769      | 522        | –        | –      | –      | 522    | –        | –                   | –             | –               | 522                  | –                        | 94           | 308          |
| Not reported .....                              | 333                 | 128      | 205        | –        | –      | –      | 205    | –        | –                   | –             | –               | 205                  | –                        | 27           | 15           |
| <b>Nights Owner Rented Extra Unit</b>           |                     |          |            |          |        |        |        |          |                     |               |                 |                      |                          |              |              |
| 0-2 nights .....                                | 1 475               | 875      | 601        | –        | –      | –      | 601    | –        | –                   | –             | –               | 601                  | –                        | 95           | 375          |
| 3-7 nights .....                                | 5                   | 3        | 1          | –        | –      | –      | 1      | –        | –                   | –             | –               | 1                    | –                        | –            | –            |
| 8 nights or more .....                          | 280                 | 117      | 164        | –        | –      | –      | 164    | –        | –                   | –             | –               | 164                  | –                        | 31           | 8            |
| Not reported .....                              | 259                 | 93       | 166        | –        | –      | –      | 166    | –        | –                   | –             | –               | 166                  | –                        | 14           | 7            |

<sup>1</sup>For mobile home, oldest category is 1939 or earlier.

<sup>2</sup>If occupied year-round, assumed to be suitable for year-round use.

<sup>3</sup>Figures may not add to total because more than one category may apply to a unit.

**Table 1C-2. Height and Condition of Building—All Housing Units—Suburbs**

[Numbers in thousands. Consistent with the 1990 Census. ... means not applicable or sample too small. — means zero or rounds to zero]

| Characteristics   | Total housing units | Seasonal     | Year-round    |               |               |               |              |                     |               |                 |                      |              | New construction 4 years | Mobile homes |              |
|---|---------------------|--------------|---------------|---------------|---------------|---------------|--------------|---------------------|---------------|-----------------|----------------------|--------------|--------------------------|--------------|--------------|
|   |                     |              | Occupied      |               |               | Vacant        |              |                     |               |                 |                      |              |                          |              |              |
|   |                     |              | Total         | Owner         | Renter        | Total         | For rent     | Rental vacancy rate | For sale only | Rent-ed or sold | Occa-sional use/ URE | Other vacant |                          |              |              |
| <b>Total</b> .....  | <b>53 241</b>       | <b>1 126</b> | <b>52 115</b> | <b>48 780</b> | <b>36 015</b> | <b>12 766</b> | <b>3 335</b> | <b>847</b>          | <b>6.2</b>    | <b>435</b>      | <b>374</b>           | <b>932</b>   | <b>747</b>               | <b>3 870</b> | <b>3 704</b> |
| <b>Stories in Structure<sup>1</sup></b>                   |                     |              |               |               |               |               |              |                     |               |                 |                      |              |                          |              |              |
| 1 .....   | ...                 | 406          | ...           | ...           | 11 931        | 3 479         | ...          | 220                 | 5.9           | 163             | 102                  | 281          | 299                      | 1 067        | ...          |
| 2 .....   | ...                 | 268          | ...           | ...           | 11 866        | 5 152         | ...          | 336                 | 6.1           | 102             | 122                  | 321          | 173                      | 1 275        | ...          |
| 3 .....   | ...                 | 83           | ...           | ...           | 8 312         | 2 801         | ...          | 186                 | 6.1           | 77              | 107                  | 143          | 106                      | 880          | ...          |
| 4 to 6 .....  | ...                 | 44           | ...           | ...           | 1 221         | 626           | ...          | 52                  | 7.5           | 4               | 20                   | 32           | 28                       | 74           | ...          |
| 7 or more .....   | ...                 | 48           | ...           | ...           | 99            | 271           | ...          | 14                  | 5.0           | 2               | 8                    | 25           | 6                        | 30           | ...          |
| <b>Stories Between Main and Apartment Entrances</b>       |                     |              |               |               |               |               |              |                     |               |                 |                      |              |                          |              |              |
| Multiunits, 2 or more floors .....                        | ...                 | 167          | ...           | ...           | 1 363         | 6 721         | ...          | 488                 | 6.7           | 38              | 121                  | 225          | 116                      | 562          | ...          |
| None (on same floor) .....                                | ...                 | 59           | ...           | ...           | 551           | 2 399         | ...          | 176                 | 6.7           | 20              | 44                   | 69           | 52                       | 191          | ...          |
| 1 (up or down) .....                                      | ...                 | 37           | ...           | ...           | 378           | 1 984         | ...          | 153                 | 7.1           | 4               | 38                   | 74           | 38                       | 155          | ...          |
| 2 or more (up or down) .....                              | ...                 | 71           | ...           | ...           | 434           | 2 338         | ...          | 159                 | 6.3           | 14              | 38                   | 82           | 26                       | 215          | ...          |
| <b>Common Stairways</b>                                   |                     |              |               |               |               |               |              |                     |               |                 |                      |              |                          |              |              |
| Multiunits, 2 or more floors .....                        | ...                 | 167          | ...           | ...           | 1 363         | 6 721         | ...          | 488                 | 6.7           | 38              | 121                  | 225          | 116                      | 562          | ...          |
| No common stairways .....                                 | ...                 | 13           | ...           | ...           | 179           | 633           | ...          | 50                  | 7.2           | 6               | 22                   | 16           | 16                       | 52           | ...          |
| With common stairways .....                               | ...                 | 152          | ...           | ...           | 1 148         | 5 880         | ...          | 431                 | 6.8           | 28              | 99                   | 205          | 96                       | 501          | ...          |
| No loose steps .....                                      | ...                 | 143          | ...           | ...           | 1 055         | 5 093         | ...          | 373                 | 6.7           | 25              | 97                   | 169          | 80                       | 440          | ...          |
| Railings not loose .....                                  | ...                 | 136          | ...           | ...           | 833           | 4 161         | ...          | 315                 | 6.9           | 23              | 92                   | 143          | 69                       | 379          | ...          |
| Railings loose .....                                      | ...                 | 3            | ...           | ...           | 176           | 752           | ...          | 49                  | 6.1           | 1               | 6                    | 24           | 9                        | 45           | ...          |
| No railings .....   | ...                 | 4            | ...           | ...           | 35            | 122           | ...          | 7                   | 5.4           | 1               | —                    | 2            | 2                        | 12           | ...          |
| Status of railings not reported .....                     | ...                 | —            | ...           | ...           | 11            | 58            | ...          | 1                   | 2.1           | —               | —                    | —            | —                        | 4            | ...          |
| Loose steps .....   | ...                 | 9            | ...           | ...           | 93            | 788           | ...          | 58                  | 6.9           | 3               | 2                    | 36           | 15                       | 61           | ...          |
| Railings not loose .....                                  | ...                 | 9            | ...           | ...           | 86            | 684           | ...          | 53                  | 7.2           | 2               | 2                    | 34           | 10                       | 61           | ...          |
| Railings loose .....                                      | ...                 | —            | ...           | ...           | 6             | 87            | ...          | 2                   | 2.5           | 1               | —                    | 2            | —                        | —            | ...          |
| No railings .....   | ...                 | —            | ...           | ...           | —             | 12            | ...          | 1                   | 10.3          | —               | —                    | —            | 3                        | —            | ...          |
| Status of railings not reported .....                     | ...                 | —            | ...           | ...           | —             | 4             | ...          | 1                   | 22.7          | —               | —                    | —            | —                        | —            | ...          |
| Status of stairways not reported .....                    | ...                 | 1            | ...           | ...           | 36            | 208           | ...          | 6                   | 3.0           | 3               | —                    | 5            | 5                        | 8            | ...          |
| <b>Light Fixtures in Public Halls</b>                     |                     |              |               |               |               |               |              |                     |               |                 |                      |              |                          |              |              |
| 2 or more units in structure .....                        | ...                 | 191          | ...           | ...           | 1 507         | 7 675         | ...          | 573                 | 6.9           | 45              | 133                  | 242          | 132                      | 621          | ...          |
| No public halls .....                                     | ...                 | 34           | ...           | ...           | 245           | 1 397         | ...          | 123                 | 7.9           | 16              | 34                   | 41           | 24                       | 101          | ...          |
| No light fixtures in public halls .....                   | ...                 | 5            | ...           | ...           | 44            | 192           | ...          | 16                  | 7.8           | —               | 2                    | 2            | 2                        | 6            | ...          |
| All in working order .....                                | ...                 | 133          | ...           | ...           | 1 071         | 5 237         | ...          | 391                 | 6.9           | 22              | 91                   | 193          | 87                       | 466          | ...          |
| Some in working order .....                               | ...                 | 5            | ...           | ...           | 13            | 184           | ...          | 5                   | 2.6           | —               | —                    | —            | 4                        | —            | ...          |
| None in working order .....                               | ...                 | 11           | ...           | ...           | 80            | 388           | ...          | 20                  | 5.0           | 2               | 3                    | 2            | 7                        | 28           | ...          |
| Not reported .....  | ...                 | 4            | ...           | ...           | 54            | 277           | ...          | 18                  | 5.9           | 4               | 3                    | 5            | 12                       | 17           | ...          |
| <b>Elevator on Floor</b>                                  |                     |              |               |               |               |               |              |                     |               |                 |                      |              |                          |              |              |
| Multiunits, 2 or more floors .....                        | ...                 | 167          | ...           | ...           | 1 363         | 6 721         | ...          | 488                 | 6.7           | 38              | 121                  | 225          | 116                      | 562          | ...          |
| With 1 or more elevators working .....                    | ...                 | 65           | ...           | ...           | 392           | 1 189         | ...          | 80                  | 6.3           | 11              | 19                   | 57           | 28                       | 118          | ...          |
| With elevator, none in working condition .....            | ...                 | 2            | ...           | ...           | 11            | 76            | ...          | 3                   | 3.7           | —               | —                    | —            | —                        | 7            | ...          |
| No elevator .....   | ...                 | 100          | ...           | ...           | 960           | 5 456         | ...          | 405                 | 6.8           | 27              | 102                  | 168          | 88                       | 437          | ...          |
| Units 3 or more floors from main entrance .....           | ...                 | 4            | ...           | ...           | 60            | 397           | ...          | 40                  | 8.9           | 4               | 9                    | 5            | 4                        | 53           | ...          |
| <b>Foundation</b>   |                     |              |               |               |               |               |              |                     |               |                 |                      |              |                          |              |              |
| 1 unit bldg. excl. mobile homes .....                     | ...                 | 657          | ...           | ...           | 31 922        | 4 653         | ...          | 236                 | 4.8           | 305             | 226                  | 560          | 480                      | 2 706        | ...          |
| With basement under all of building .....                 | ...                 | 56           | ...           | ...           | 11 653        | 941           | ...          | 37                  | 3.7           | 96              | 81                   | 107          | 134                      | 755          | ...          |
| With basement under part of building .....                | ...                 | 45           | ...           | ...           | 3 951         | 288           | ...          | 9                   | 3.1           | 24              | 20                   | 21           | 24                       | 183          | ...          |
| With crawl space .....                                    | ...                 | 234          | ...           | ...           | 6 532         | 1 172         | ...          | 68                  | 5.5           | 63              | 50                   | 142          | 143                      | 424          | ...          |
| On concrete slab .....                                    | ...                 | 256          | ...           | ...           | 9 544         | 2 168         | ...          | 113                 | 4.9           | 120             | 66                   | 285          | 177                      | 1 315        | ...          |
| Other .....   | ...                 | 66           | ...           | ...           | 242           | 84            | ...          | 8                   | 8.7           | 2               | 8                    | 5            | 2                        | 30           | ...          |
| <b>External Building Conditions<sup>2</sup></b>           |                     |              |               |               |               |               |              |                     |               |                 |                      |              |                          |              |              |
| Sagging roof .....  | 1 154               | 48           | 1 106         | 979           | 612           | 367           | 127          | 27                  | 6.9           | 12              | 8                    | 14           | 66                       | 18           | 114          |
| Missing roofing material .....                            | 1 704               | 40           | 1 664         | 1 533         | 1 001         | 532           | 132          | 34                  | 6.0           | 21              | 7                    | 6            | 64                       | 29           | 87           |
| Hole in roof .....  | 787                 | 16           | 771           | 689           | 414           | 275           | 82           | 16                  | 5.5           | 9               | 8                    | 11           | 38                       | 7            | 69           |
| Missing bricks, siding, other outside wall material ..... | 1 035               | 33           | 1 002         | 857           | 494           | 363           | 145          | 28                  | 7.1           | 17              | 17                   | 19           | 63                       | 20           | 79           |
| Sloping outside walls .....                               | 673                 | 31           | 641           | 573           | 330           | 243           | 68           | 17                  | 6.7           | 5               | 4                    | 10           | 33                       | 7            | 90           |
| Boarded up windows .....                                  | 465                 | 27           | 437           | 326           | 156           | 170           | 111          | 21                  | 10.7          | 8               | 2                    | 9            | 72                       | 8            | 48           |
| Broken windows .....                                      | 1 672               | 29           | 1 643         | 1 452         | 944           | 508           | 192          | 36                  | 6.6           | 22              | 10                   | 22           | 101                      | 21           | 187          |
| Bars on windows .....                                     | 1 239               | 16           | 1 224         | 1 170         | 759           | 411           | 54           | 16                  | 3.8           | 2               | 5                    | 13           | 18                       | 34           | 31           |
| Foundation crumbling or has open crack or hole .....      | 1 123               | 22           | 1 101         | 1 021         | 661           | 359           | 80           | 19                  | 5.1           | 9               | 3                    | 17           | 32                       | 24           | 47           |
| None of the above .....                                   | 44 469              | 988          | 43 482        | 40 787        | 31 047        | 9 740         | 2 694        | 699                 | 6.6           | 366             | 309                  | 823          | 498                      | 3 661        | 3 137        |
| Not reported .....  | 1 359               | 3            | 1 356         | 1 307         | 984           | 323           | 49           | 9                   | 2.6           | 7               | 5                    | 11           | 17                       | 74           | 74           |
| <b>Site Placement</b>                                     |                     |              |               |               |               |               |              |                     |               |                 |                      |              |                          |              |              |
| Mobile homes .....  | ...                 | 277          | ...           | ...           | 2 585         | 437           | ...          | 39                  | 8.1           | 86              | 15                   | 129          | 135                      | 543          | 3 704        |
| First site .....  | ...                 | 143          | ...           | ...           | 1 808         | 185           | ...          | 22                  | 10.6          | 46              | 8                    | 80           | 65                       | 418          | 2 357        |
| Moved from another site .....                             | ...                 | 58           | ...           | ...           | 400           | 65            | ...          | 5                   | 7.6           | 15              | 3                    | 19           | 32                       | 86           | 599          |
| Don't know .....  | ...                 | 76           | ...           | ...           | 197           | 121           | ...          | 11                  | 8.6           | 23              | 1                    | 25           | 38                       | 18           | 492          |
| Not reported .....  | ...                 | —            | ...           | ...           | 180           | 66            | ...          | —                   | —             | 2               | 2                    | 5            | —                        | 20           | 255          |

<sup>1</sup>Figures exclude mobile homes.

<sup>2</sup>Figures may not add to total because more than one category may apply to a unit.

**Table 1C-3. Size of Unit and Lot—All Housing Units—Suburbs**

[Numbers in thousands. Consistent with the 1990 Census. ... means not applicable or sample too small. – means zero or rounds to zero]

| Characteristics                          | Total housing units | Seasonal     | Year-round    |               |               |               |              |                     |               |                  |                       |              | New construction 4 years | Mobile homes |              |
|--|---------------------|--------------|---------------|---------------|---------------|---------------|--------------|---------------------|---------------|------------------|-----------------------|--------------|--------------------------|--------------|--------------|
|  |                     |              | Occupied      |               |               | Vacant        |              |                     |               |                  |                       |              |                          |              |              |
|  |                     |              | Total         | Owner         | Renter        | Total         | For rent     | Rental vacancy rate | For sale only | Rent- ed or sold | Occa- sional use/ URE | Other vacant |                          |              |              |
| <b>Total</b> .....                       | <b>53 241</b>       | <b>1 126</b> | <b>52 115</b> | <b>48 780</b> | <b>36 015</b> | <b>12 766</b> | <b>3 335</b> | <b>847</b>          | <b>6.2</b>    | <b>435</b>       | <b>374</b>            | <b>932</b>   | <b>747</b>               | <b>3 870</b> | <b>3 704</b> |
| <b>Rooms</b>                             |                     |              |               |               |               |               |              |                     |               |                  |                       |              |                          |              |              |
| 1 room .....                             | 182                 | 18           | 164           | 119           | 1             | 118           | 45           | 20                  | 14.1          | 2                | 2                     | 10           | 11                       | 6            | –            |
| 2 rooms .....                            | 291                 | 19           | 272           | 206           | 29            | 177           | 66           | 25                  | 12.1          | 2                | 5                     | 21           | 13                       | 12           | 12           |
| 3 rooms .....                            | 3 900               | 168          | 3 732         | 3 260         | 435           | 2 825         | 472          | 213                 | 6.9           | 20               | 37                    | 124          | 77                       | 187          | 236          |
| 4 rooms .....                            | 9 697               | 367          | 9 330         | 8 242         | 3 509         | 4 733         | 1 089        | 341                 | 6.7           | 85               | 99                    | 303          | 261                      | 558          | 1 453        |
| 5 rooms .....                            | 11 700              | 310          | 11 390        | 10 659        | 7 827         | 2 832         | 732          | 168                 | 5.6           | 117              | 92                    | 188          | 165                      | 833          | 1 363        |
| 6 rooms .....                            | 11 056              | 118          | 10 938        | 10 461        | 9 123         | 1 338         | 477          | 54                  | 3.9           | 79               | 58                    | 154          | 132                      | 739          | 429          |
| 7 rooms .....                            | 7 464               | 57           | 7 407         | 7 155         | 6 718         | 437           | 252          | 17                  | 3.7           | 64               | 32                    | 79           | 60                       | 560          | 153          |
| 8 rooms .....                            | 4 991               | 53           | 4 938         | 4 834         | 4 649         | 185           | 105          | 5                   | 2.6           | 31               | 19                    | 34           | 17                       | 506          | 42           |
| 9 rooms .....                            | 2 320               | 16           | 2 304         | 2 260         | 2 193         | 68            | 44           | 4                   | 6.1           | 16               | 14                    | 6            | 3                        | 281          | 12           |
| 10 rooms or more .....                   | 1 640               | –            | 1 640         | 1 586         | 1 532         | 54            | 54           | –                   | –             | 19               | 15                    | 13           | 7                        | 190          | 4            |
| <b>Bedrooms</b>                          |                     |              |               |               |               |               |              |                     |               |                  |                       |              |                          |              |              |
| None .....                               | 303                 | 24           | 279           | 208           | 13            | 195           | 71           | 30                  | 13.1          | 3                | 6                     | 12           | 20                       | 6            | –            |
| 1 .....                                  | 5 172               | 229          | 4 943         | 4 359         | 814           | 3 545         | 584          | 256                 | 6.7           | 21               | 52                    | 160          | 94                       | 258          | 339          |
| 2 .....                                  | 14 639              | 495          | 14 143        | 12 749        | 6 861         | 5 887         | 1 395        | 412                 | 6.5           | 130              | 140                   | 392          | 321                      | 818          | 1 800        |
| 3 .....                                  | 22 514              | 271          | 22 243        | 21 297        | 18 743        | 2 554         | 946          | 126                 | 4.7           | 199              | 113                   | 266          | 242                      | 1 675        | 1 448        |
| 4 or more .....                          | 10 614              | 107          | 10 507        | 10 169        | 9 584         | 585           | 339          | 23                  | 3.7           | 82               | 63                    | 102          | 70                       | 1 114        | 117          |
| <b>Complete Bathrooms</b>                |                     |              |               |               |               |               |              |                     |               |                  |                       |              |                          |              |              |
| None .....                               | 497                 | 94           | 403           | 191           | 107           | 83            | 213          | 30                  | 25.4          | 12               | 12                    | 40           | 119                      | 21           | 67           |
| 1 .....                                  | 17 658              | 419          | 17 240        | 15 777        | 7 650         | 8 127         | 1 462        | 538                 | 6.2           | 122              | 130                   | 336          | 337                      | 423          | 1 429        |
| 1 and one-half .....                     | 8 576               | 121          | 8 454         | 8 113         | 6 572         | 1 541         | 341          | 78                  | 4.8           | 49               | 46                    | 79           | 88                       | 160          | 394          |
| 2 or more .....                          | 26 510              | 492          | 26 018        | 24 699        | 21 685        | 3 014         | 1 318        | 200                 | 6.2           | 252              | 185                   | 477          | 204                      | 3 266        | 1 814        |
| <b>Square Footage of Unit</b>            |                     |              |               |               |               |               |              |                     |               |                  |                       |              |                          |              |              |
| Single detached and mobile homes .....   | 38 780              | 816          | 37 963        | 36 103        | 32 572        | 3 531         | 1 861        | 167                 | 4.5           | 353              | 208                   | 579          | 553                      | 2 890        | 3 704        |
| Less than 500 .....                      | 527                 | 105          | 422           | 352           | 264           | 88            | 70           | 9                   | 9.4           | 4                | –                     | 27           | 30                       | 57           | 281          |
| 500 to 749 .....                         | 1 174               | 119          | 1 055         | 892           | 586           | 307           | 163          | 19                  | 5.9           | 34               | 7                     | 47           | 57                       | 27           | 574          |
| 750 to 999 .....                         | 2 397               | 80           | 2 316         | 2 072         | 1 640         | 431           | 244          | 28                  | 6.1           | 39               | 13                    | 72           | 92                       | 81           | 858          |
| 1,000 to 1,499 .....                     | 8 514               | 242          | 8 272         | 7 871         | 6 778         | 1 092         | 402          | 40                  | 3.5           | 89               | 47                    | 110          | 116                      | 492          | 1 169        |
| 1,500 to 1,999 .....                     | 8 908               | 78           | 8 830         | 8 526         | 7 847         | 679           | 304          | 25                  | 3.6           | 49               | 37                    | 99           | 93                       | 611          | 394          |
| 2,000 to 2,499 .....                     | 6 213               | 62           | 6 151         | 5 961         | 5 711         | 250           | 190          | 7                   | 2.6           | 35               | 44                    | 55           | 48                       | 553          | 96           |
| 2,500 to 2,999 .....                     | 3 369               | 16           | 3 353         | 3 255         | 3 157         | 98            | 98           | 2                   | 1.5           | 30               | 17                    | 26           | 24                       | 331          | 29           |
| 3,000 to 3,999 .....                     | 2 995               | 21           | 2 974         | 2 885         | 2 770         | 115           | 89           | 3                   | 2.3           | 29               | 20                    | 23           | 15                       | 369          | 16           |
| 4,000 or more .....                      | 1 834               | 6            | 1 828         | 1 776         | 1 704         | 72            | 52           | 2                   | 2.3           | 12               | 7                     | 25           | 5                        | 248          | 20           |
| Not reported (includes don't know) ..... | 2 848               | 87           | 2 761         | 2 513         | 2 115         | 398           | 248          | 32                  | 7.5           | 32               | 16                    | 96           | 73                       | 123          | 268          |
| <b>Median</b> .....                      | <b>1 801</b>        | <b>1 125</b> | <b>1 813</b>  | <b>1 829</b>  | <b>1 880</b>  | <b>1 339</b>  | <b>1 408</b> | <b>1 135</b>        | <b>...</b>    | <b>1 469</b>     | <b>1 900</b>          | <b>1 438</b> | <b>1 264</b>             | <b>2 105</b> | <b>1 003</b> |
| <b>Lot Size<sup>1</sup></b>              |                     |              |               |               |               |               |              |                     |               |                  |                       |              |                          |              |              |
| Less than one-eighth acre .....          | 5 508               | 306          | 5 201         | 4 771         | 3 687         | 1 084         | 430          | 75                  | 6.4           | 84               | 23                    | 120          | 129                      | 327          | 1 198        |
| One-eighth up to one-quarter acre .....  | 12 273              | 228          | 12 045        | 11 455        | 9 691         | 1 764         | 590          | 94                  | 5.0           | 101              | 68                    | 177          | 150                      | 840          | 796          |
| One-quarter up to one-half acre .....    | 7 129               | 87           | 7 042         | 6 709         | 6 156         | 553           | 333          | 40                  | 6.7           | 72               | 48                    | 101          | 73                       | 696          | 181          |
| One-half up to one acre .....            | 6 239               | 53           | 6 185         | 5 985         | 5 408         | 577           | 200          | 13                  | 2.3           | 45               | 21                    | 69           | 52                       | 405          | 318          |
| 1 up to 5 acres .....                    | 7 153               | 68           | 7 085         | 6 784         | 6 194         | 590           | 301          | 25                  | 4.0           | 45               | 39                    | 73           | 119                      | 611          | 720          |
| 5 up to 10 acres .....                   | 1 265               | 21           | 1 244         | 1 206         | 1 136         | 70            | 38           | 2                   | 3.4           | 5                | 8                     | 14           | 8                        | 126          | 230          |
| 10 acres or more .....                   | 1 634               | 63           | 1 571         | 1 452         | 1 246         | 206           | 119          | 4                   | 2.1           | 10               | 15                    | 40           | 50                       | 92           | 191          |
| <b>Median</b> .....                      | <b>.35</b>          | <b>.19</b>   | <b>.35</b>    | <b>.36</b>    | <b>.39</b>    | <b>.22</b>    | <b>.25</b>   | <b>.20</b>          | <b>...</b>    | <b>.25</b>       | <b>.36</b>            | <b>.25</b>   | <b>.29</b>               | <b>.39</b>   | <b>.22</b>   |

<sup>1</sup>Does not include multiunits, cooperatives, or condominiums.

**Table 1C-4. Selected Equipment and Plumbing—All Housing Units—Suburbs**

[Numbers in thousands. Consistent with the 1990 Census. ... means not applicable or sample too small. — means zero or rounds to zero]

| Characteristics   | Total housing units | Seasonal     | Year-round    |               |               |               |              |                     |               |                |                    |              |            | New construction 4 years | Mobile homes |  |
|---|---------------------|--------------|---------------|---------------|---------------|---------------|--------------|---------------------|---------------|----------------|--------------------|--------------|------------|--------------------------|--------------|--|
|   |                     |              | Occupied      |               |               | Vacant        |              |                     |               |                |                    |              |            |                          |              |  |
|   |                     |              | Total         | Owner         | Renter        | Total         | For rent     | Rental vacancy rate | For sale only | Rented or sold | Occasional use/URE | Other vacant |            |                          |              |  |
| <b>Total</b> .....  | <b>53 241</b>       | <b>1 126</b> | <b>52 115</b> | <b>48 780</b> | <b>36 015</b> | <b>12 766</b> | <b>3 335</b> | <b>847</b>          | <b>6.2</b>    | <b>435</b>     | <b>374</b>         | <b>932</b>   | <b>747</b> | <b>3 870</b>             | <b>3 704</b> |  |
| <b>Equipment<sup>1</sup></b>  |                     |              |               |               |               |               |              |                     |               |                |                    |              |            |                          |              |  |
| Lacking complete kitchen facilities .....                             | 1 623               | 121          | 1 502         | 634           | 190           | 444           | 868          | 163                 | 26.1          | 162            | 115                | 116          | 313        | 124                      | 139          |  |
| With complete kitchen (sink, refrigerator, and oven or burners) ..... | 51 618              | 1 005        | 50 613        | 48 147        | 35 825        | 12 322        | 2 467        | 684                 | 5.2           | 274            | 259                | 816          | 434        | 3 745                    | 3 565        |  |
| Kitchen sink .....  | 52 961              | 1 091        | 51 871        | 48 652        | 35 976        | 12 677        | 3 218        | 822                 | 6.0           | 427            | 349                | 926          | 694        | 3 846                    | 3 686        |  |
| Refrigerator .....  | 52 366              | 1 057        | 51 309        | 48 614        | 35 925        | 12 689        | 2 695        | 724                 | 5.4           | 298            | 285                | 876          | 512        | 3 774                    | 3 609        |  |
| Cooking stove or range .....  | 52 233              | 1 022        | 51 211        | 48 454        | 35 863        | 12 591        | 2 757        | 756                 | 5.6           | 353            | 308                | 842          | 498        | 3 809                    | 3 590        |  |
| Burners, no stove or range .....                                      | 58                  | 3            | 55            | 53            | 26            | 27            | 2            | —                   | —             | 2              | —                  | —            | —          | 7                        | 8            |  |
| Microwave oven only .....   | 164                 | —            | 164           | 152           | 75            | 78            | 12           | —                   | —             | 2              | —                  | 5            | 6          | 13                       | 16           |  |
| Dishwasher .....  | 34 925              | 582          | 34 343        | 32 632        | 26 396        | 6 237         | 1 711        | 417                 | 6.2           | 250            | 242                | 568          | 234        | 3 483                    | 1 470        |  |
| Washing machine .....   | 42 827              | 637          | 42 190        | 40 882        | 34 488        | 6 394         | 1 309        | 182                 | 2.8           | 154            | 142                | 563          | 268        | 3 469                    | 2 902        |  |
| Clothes dryer .....   | 41 668              | 664          | 41 003        | 39 530        | 33 511        | 6 019         | 1 474        | 210                 | 3.3           | 170            | 147                | 624          | 322        | 3 445                    | 2 753        |  |
| Disposal in kitchen sink .....  | 27 241              | 419          | 26 821        | 25 321        | 18 894        | 6 427         | 1 501        | 430                 | 6.2           | 213            | 189                | 479          | 189        | 2 717                    | 688          |  |
| Trash compactor .....   | 2 355               | 75           | 2 280         | 2 144         | 1 878         | 266           | 136          | 18                  | 6.4           | 19             | 21                 | 64           | 13         | 225                      | 45           |  |
| <b>Air conditioning:</b>  |                     |              |               |               |               |               |              |                     |               |                |                    |              |            |                          |              |  |
| Central .....   | 31 963              | 550          | 31 413        | 29 623        | 23 490        | 6 133         | 1 790        | 468                 | 7.0           | 277            | 233                | 539          | 273        | 3 364                    | 2 113        |  |
| Additional central .....  | 2 070               | 38           | 2 031         | 1 928         | 1 689         | 239           | 103          | 18                  | 7.0           | 25             | 12                 | 29           | 19         | 346                      | 93           |  |
| 1 room unit .....   | 6 850               | 161          | 6 689         | 6 250         | 3 663         | 2 586         | 440          | 96                  | 3.6           | 40             | 32                 | 132          | 140        | 141                      | 636          |  |
| 2 room units .....  | 3 333               | 48           | 3 285         | 3 163         | 2 315         | 848           | 122          | 32                  | 3.7           | 22             | 13                 | 36           | 19         | 20                       | 306          |  |
| 3 room units or more .....  | 1 466               | 15           | 1 451         | 1 420         | 1 196         | 224           | 32           | 15                  | 6.4           | —              | 2                  | 14           | 1          | 6                        | 28           |  |
| <b>Main Heating Equipment</b>   |                     |              |               |               |               |               |              |                     |               |                |                    |              |            |                          |              |  |
| Warm-air furnace .....  | 32 962              | 511          | 32 451        | 30 500        | 23 673        | 6 826         | 1 952        | 494                 | 6.7           | 285            | 232                | 544          | 395        | 2 766                    | 2 629        |  |
| Steam or hot water system .....                                       | 6 039               | 37           | 6 003         | 5 716         | 4 107         | 1 608         | 287          | 94                  | 5.5           | 25             | 31                 | 76           | 62         | 95                       | 11           |  |
| Electric heat pump .....  | 6 835               | 234          | 6 601         | 6 091         | 4 643         | 1 449         | 510          | 114                 | 7.2           | 61             | 69                 | 157          | 109        | 843                      | 600          |  |
| Built-in electric units .....   | 2 277               | 73           | 2 204         | 2 055         | 1 048         | 1 007         | 149          | 60                  | 5.6           | 14             | 9                  | 58           | 9          | 62                       | 49           |  |
| Floor, wall, or other built-in hot-air units without ducts .....      | 2 490               | 88           | 2 401         | 2 241         | 1 101         | 1 140         | 161          | 48                  | 4.0           | 22             | 16                 | 31           | 44         | 43                       | 150          |  |
| Room heaters with flue .....  | 598                 | 23           | 575           | 533           | 348           | 185           | 42           | 8                   | 4.1           | 3              | 2                  | 18           | 11         | 14                       | 37           |  |
| Room heaters without flue .....                                       | 419                 | 8            | 411           | 377           | 282           | 95            | 34           | 9                   | 8.5           | —              | 2                  | 5            | 18         | 2                        | 56           |  |
| Portable electric heaters .....                                       | 429                 | 22           | 406           | 364           | 204           | 160           | 42           | 6                   | 3.4           | 12             | 1                  | 7            | 17         | 15                       | 87           |  |
| Stoves .....  | 497                 | 22           | 476           | 449           | 381           | 68            | 27           | —                   | —             | —              | 5                  | 14           | 7          | 7                        | 25           |  |
| Fireplaces with inserts .....   | 54                  | —            | 54            | 54            | 39            | 15            | —            | —                   | —             | —              | —                  | —            | —          | 10                       | —            |  |
| Fireplaces without inserts .....                                      | 34                  | 4            | 29            | 26            | 15            | 11            | 3            | —                   | —             | —              | —                  | —            | 3          | 3                        | —            |  |
| Other .....   | 129                 | 8            | 121           | 92            | 41            | 51            | 29           | 6                   | 10.3          | 7              | 2                  | 7            | 7          | —                        | 2            |  |
| Cooking stove .....   | 52                  | 11           | 41            | 36            | 14            | 22            | 5            | —                   | —             | —              | —                  | 2            | 4          | —                        | 6            |  |
| None .....  | 426                 | 85           | 341           | 247           | 118           | 130           | 94           | 9                   | 6.7           | 7              | 5                  | 12           | 61         | 10                       | 51           |  |
| <b>Other Heating Equipment<sup>1</sup></b>                            |                     |              |               |               |               |               |              |                     |               |                |                    |              |            |                          |              |  |
| Warm-air furnace .....  | 307                 | —            | 307           | 300           | 268           | 33            | 7            | 1                   | 1.5           | —              | 3                  | 3            | —          | 19                       | 25           |  |
| Steam or hot water system .....                                       | 98                  | —            | 98            | 98            | 85            | 13            | —            | —                   | —             | —              | —                  | —            | —          | 5                        | —            |  |
| Electric heat pump .....  | 226                 | —            | 226           | 218           | 197           | 22            | 8            | 3                   | 11.2          | —              | 3                  | 2            | —          | 10                       | 37           |  |
| Built-in electric units .....   | 1 280               | 13           | 1 266         | 1 214         | 974           | 240           | 52           | 18                  | 7.0           | —              | 11                 | 10           | 13         | 47                       | 33           |  |
| Floor, wall, or other built-in hot-air units without ducts .....      | 139                 | —            | 139           | 139           | 115           | 24            | —            | —                   | —             | —              | —                  | —            | —          | 6                        | 10           |  |
| Room heaters with flue .....  | 333                 | 14           | 319           | 305           | 277           | 27            | 14           | 1                   | 3.7           | —              | 3                  | 2            | 9          | 12                       | 27           |  |
| Room heaters without flue .....                                       | 843                 | 13           | 830           | 818           | 687           | 131           | 12           | 3                   | 2.2           | —              | —                  | 6            | 3          | 18                       | 72           |  |
| Portable electric heaters .....                                       | 3 494               | 44           | 3 450         | 3 385         | 2 704         | 681           | 65           | 5                   | .8            | 13             | 3                  | 33           | 10         | 120                      | 270          |  |
| Stoves .....  | 2 216               | 39           | 2 177         | 2 118         | 1 967         | 151           | 59           | 2                   | 1.5           | 8              | 6                  | 33           | 10         | 50                       | 121          |  |
| Fireplaces with inserts .....   | 2 414               | 18           | 2 396         | 2 353         | 2 131         | 223           | 43           | 3                   | 1.2           | 9              | 13                 | 17           | 1          | 285                      | 100          |  |
| Fireplaces without inserts .....                                      | 2 270               | 34           | 2 237         | 2 153         | 1 842         | 312           | 83           | 16                  | 4.8           | 5              | 11                 | 34           | 18         | 270                      | 60           |  |
| Other .....   | 309                 | —            | 309           | 305           | 265           | 39            | 4            | —                   | —             | 2              | 3                  | —            | —          | 12                       | 16           |  |
| Cooking stove .....   | 289                 | —            | 289           | 276           | 197           | 79            | 12           | —                   | —             | 6              | 4                  | 3            | —          | 9                        | 21           |  |
| None .....  | 40 865              | 887          | 39 978        | 37 133        | 26 219        | 10 914        | 2 844        | 784                 | 6.6           | 381            | 310                | 767          | 602        | 3 066                    | 2 945        |  |
| <b>Plumbing</b>   |                     |              |               |               |               |               |              |                     |               |                |                    |              |            |                          |              |  |
| With all plumbing facilities .....                                    | 52 484              | 1 036        | 51 448        | 48 284        | 35 735        | 12 549        | 3 164        | 824                 | 6.1           | 425            | 363                | 902          | 649        | 3 848                    | 3 629        |  |
| Lacking some or all plumbing facilities <sup>1</sup> .....            | 757                 | 89           | 667           | 496           | 280           | 216           | 171          | 23                  | 9.5           | 10             | 10                 | 30           | 98         | 22                       | 75           |  |
| No hot piped water .....  | 289                 | 69           | 220           | 77            | 44            | 35            | 142          | 12                  | 24.1          | 9              | 9                  | 20           | 93         | 11                       | 55           |  |
| No bathtub and no shower .....  | 220                 | 65           | 155           | 77            | 40            | 37            | 78           | 10                  | 20.6          | 3              | 6                  | 16           | 42         | 9                        | 28           |  |
| No flush toilet .....   | 215                 | 60           | 154           | 73            | 36            | 37            | 81           | 7                   | 15.6          | 5              | 9                  | 14           | 46         | 11                       | 35           |  |
| No exclusive use .....  | 446                 | 10           | 436           | 410           | 234           | 176           | 26           | 10                  | 5.2           | 2              | 1                  | 9            | 4          | 11                       | 20           |  |
| <b>Primary Source of Water</b>  |                     |              |               |               |               |               |              |                     |               |                |                    |              |            |                          |              |  |
| Public system or private company .....                                | 46 422              | 932          | 45 490        | 42 552        | 30 446        | 12 106        | 2 938        | 817                 | 6.3           | 404            | 315                | 808          | 594        | 3 350                    | 2 834        |  |
| Well serving 1 to 5 units .....                                       | 6 603               | 150          | 6 453         | 6 096         | 5 466         | 630           | 356          | 25                  | 3.8           | 30             | 54                 | 115          | 132        | 502                      | 839          |  |
| Drilled .....   | 5 701               | 99           | 5 602         | 5 333         | 4 840         | 494           | 268          | 21                  | 4.0           | 24             | 42                 | 90           | 92         | 455                      | 705          |  |
| Dug .....   | 494                 | 11           | 483           | 457           | 399           | 58            | 26           | —                   | —             | 5              | 5                  | 5            | 11         | 25                       | 70           |  |
| Not reported .....  | 409                 | 41           | 368           | 306           | 227           | 79            | 62           | 5                   | 5.5           | 1              | 7                  | 19           | 30         | 22                       | 64           |  |
| Other .....   | 216                 | 43           | 172           | 131           | 103           | 29            | 41           | 4                   | 12.2          | 2              | 5                  | 9            | 21         | 18                       | 30           |  |
| <b>Safety of Primary Source of Water</b>                              |                     |              |               |               |               |               |              |                     |               |                |                    |              |            |                          |              |  |
| Selected primary water sources <sup>2</sup> .....                     | 53 219              | 1 118        | 52 101        | 48 768        | 36 009        | 12 760        | 3 333        | 847                 | 6.2           | 435            | 374                | 932          | 745        | 3 870                    | 3 702        |  |
| Safe to drink .....   | 47 256              | 959          | 46 297        | 43 423        | 32 832        | 10 591        | 2 874        | 768                 | 6.7           | 390            | 329                | 815          | 573        | 3 472                    | 3 322        |  |
| Not safe to drink .....   | 4 847               | 77           | 4 770         | 4 649         | 2 729         | 1 920         | 121          | 31                  | 1.6           | 12             | 10                 | 39           | 29         | 319                      | 298          |  |
| Safety not reported .....   | 1 117               | 83           | 1 034         | 697           | 448           | 249           | 337          | 48                  | 16.1          | 34             | 34                 | 78           | 143        | 79                       | 82           |  |
| <b>Means of Sewage Disposal</b>                                       |                     |              |               |               |               |               |              |                     |               |                |                    |              |            |                          |              |  |
| Public sewer .....  | 40 973              | 746          | 40 227        | 37 570        | 25 946        | 11 624        | 2 657        | 789                 | 6.3           | 355            | 291                | 717          | 504        | 2 885                    | 1 982        |  |
| Septic tank, cesspool, chemical toilet .....                          | 12 178              | 335          | 11 844        | 11 187        | 10 054        | 1 133         | 656          | 57                  | 4.7           | 79             | 82                 | 208          | 230        | 976                      | 1 704        |  |
| Other .....   | 90                  | 46           | 45            | 23            | 15            | 8             | 22           | 1                   | 13.9          | —              | —                  | 7            | 13         | 9                        | 18           |  |

<sup>1</sup>Figures may not add to total because more than one category may apply to a unit.

<sup>2</sup>Excludes units where primary source of drinking water is commercial bottled water.



**Table 1C-5. Fuels—All Housing Units—Suburbs**

[Numbers in thousands. Consistent with the 1990 Census. ... means not applicable or sample too small. — means zero or rounds to zero]

| Characteristics                              | Total housing units | Seasonal     | Year-round    |               |               |               |              |                     |               |                |                    |              |            | New construction 4 years | Mobile homes |  |
|--|---------------------|--------------|---------------|---------------|---------------|---------------|--------------|---------------------|---------------|----------------|--------------------|--------------|------------|--------------------------|--------------|--|
|  |                     |              | Occupied      |               |               | Vacant        |              |                     |               |                |                    |              |            |                          |              |  |
|  |                     |              | Total         | Owner         | Renter        | Total         | For rent     | Rental vacancy rate | For sale only | Rented or sold | Occasional use/URE | Other vacant |            |                          |              |  |
| <b>Total</b> .....                           | <b>53 241</b>       | <b>1 126</b> | <b>52 115</b> | <b>48 780</b> | <b>36 015</b> | <b>12 766</b> | <b>3 335</b> | <b>847</b>          | <b>6.2</b>    | <b>435</b>     | <b>374</b>         | <b>932</b>   | <b>747</b> | <b>3 870</b>             | <b>3 704</b> |  |
| <b>Main House Heating Fuel</b>               |                     |              |               |               |               |               |              |                     |               |                |                    |              |            |                          |              |  |
| Housing units with heating fuel .....        | 52 807              | 1 041        | 51 767        | 48 533        | 35 897        | 12 636        | 3 234        | 836                 | 6.2           | 429            | 369                | 920          | 680        | 3 860                    | 3 652        |  |
| Electricity .....                            | 17 401              | 642          | 16 759        | 15 350        | 9 852         | 5 499         | 1 408        | 403                 | 6.8           | 157            | 125                | 446          | 276        | 1 659                    | 1 852        |  |
| Piped gas .....                              | 26 737              | 187          | 26 550        | 25 180        | 19 502        | 5 678         | 1 371        | 366                 | 6.0           | 203            | 197                | 335          | 269        | 1 856                    | 883          |  |
| Bottled gas .....                            | 2 344               | 119          | 2 224         | 2 078         | 1 809         | 269           | 147          | 22                  | 7.4           | 32             | 24                 | 43           | 26         | 240                      | 588          |  |
| Fuel oil .....                               | 5 140               | 58           | 5 082         | 4 858         | 3 875         | 983           | 224          | 44                  | 4.2           | 33             | 15                 | 66           | 67         | 68                       | 152          |  |
| Kerosene or other liquid fuel .....          | 305                 | —            | 305           | 277           | 216           | 61            | 28           | 2                   | 3.0           | 4              | 1                  | 5            | 16         | 20                       | 124          |  |
| Coal or coke .....                           | 88                  | —            | 88            | 77            | 77            | —             | 11           | —                   | —             | —              | —                  | 2            | 9          | —                        | 5            |  |
| Wood .....                                   | 687                 | 24           | 663           | 631           | 529           | 102           | 32           | —                   | —             | —              | 5                  | 14           | 12         | 9                        | 47           |  |
| Solar energy .....                           | 13                  | —            | 13            | 13            | 7             | 5             | —            | —                   | —             | —              | —                  | —            | —          | —                        | —            |  |
| Other .....                                  | 94                  | 11           | 84            | 71            | 31            | 41            | 13           | —                   | —             | —              | —                  | 9            | 4          | 8                        | 2            |  |
| <b>Other House Heating Fuels<sup>1</sup></b> |                     |              |               |               |               |               |              |                     |               |                |                    |              |            |                          |              |  |
| With other heating fuel .....                | 11 540              | 122          | 11 418        | 11 139        | 9 471         | 1 668         | 279          | 41                  | 2.4           | 35             | 47                 | 108          | 48         | 774                      | 668          |  |
| Electricity .....                            | 4 937               | 48           | 4 889         | 4 768         | 3 839         | 930           | 120          | 25                  | 2.6           | 13             | 18                 | 45           | 20         | 203                      | 329          |  |
| Gas .....                                    | 2 231               | 4            | 2 227         | 2 188         | 1 980         | 209           | 39           | 2                   | 1.0           | 6              | 16                 | 7            | 8          | 395                      | 63           |  |
| Fuel oil .....                               | 340                 | 9            | 331           | 320           | 252           | 68            | 11           | 3                   | 3.6           | —              | —                  | 5            | 3          | 20                       | 13           |  |
| Kerosene or other liquid fuel .....          | 514                 | 14           | 500           | 496           | 434           | 62            | 4            | —                   | —             | —              | —                  | 2            | 2          | 10                       | 76           |  |
| Coal or coke .....                           | 53                  | —            | 53            | 53            | 53            | —             | —            | —                   | —             | —              | —                  | —            | —          | —                        | —            |  |
| Wood .....                                   | 5 025               | 84           | 4 941         | 4 805         | 4 244         | 561           | 136          | 20                  | 3.5           | 15             | 17                 | 60           | 24         | 211                      | 237          |  |
| Solar energy .....                           | 18                  | —            | 18            | 15            | 15            | —             | 3            | —                   | —             | —              | 3                  | —            | —          | 2                        | —            |  |
| Other .....                                  | 187                 | —            | 187           | 179           | 156           | 24            | 7            | —                   | —             | —              | —                  | 7            | —          | 16                       | 20           |  |
| <b>Cooking Fuel</b>                          |                     |              |               |               |               |               |              |                     |               |                |                    |              |            |                          |              |  |
| With cooking fuel .....                      | 52 450              | 1 025        | 51 425        | 48 659        | 35 963        | 12 696        | 2 766        | 756                 | 5.6           | 357            | 308                | 843          | 502        | 3 829                    | 3 611        |  |
| Electricity .....                            | 32 727              | 724          | 32 003        | 30 066        | 22 112        | 7 953         | 1 937        | 552                 | 6.4           | 230            | 208                | 599          | 348        | 2 436                    | 2 016        |  |
| Gas .....                                    | 19 683              | 297          | 19 386        | 18 561        | 13 824        | 4 737         | 825          | 204                 | 4.1           | 125            | 100                | 244          | 152        | 1 389                    | 1 593        |  |
| Kerosene or other liquid fuel .....          | 5                   | —            | 5             | 5             | 5             | —             | —            | —                   | —             | —              | —                  | —            | —          | —                        | —            |  |
| Coal or coke .....                           | —                   | —            | —             | —             | —             | —             | —            | —                   | —             | —              | —                  | —            | —          | —                        | —            |  |
| Wood .....                                   | 19                  | 4            | 14            | 12            | 8             | 4             | 2            | —                   | —             | —              | —                  | —            | 2          | 2                        | —            |  |
| Other .....                                  | 17                  | —            | 17            | 15            | 14            | 1             | 2            | —                   | —             | 2              | —                  | —            | —          | 2                        | 2            |  |
| <b>Water Heating Fuel</b>                    |                     |              |               |               |               |               |              |                     |               |                |                    |              |            |                          |              |  |
| With hot piped water .....                   | 52 952              | 1 057        | 51 895        | 48 702        | 35 971        | 12 731        | 3 193        | 835                 | 6.1           | 427            | 365                | 912          | 654        | 3 859                    | 3 649        |  |
| Electricity .....                            | 21 151              | 751          | 20 400        | 18 807        | 13 128        | 5 678         | 1 593        | 426                 | 6.9           | 192            | 148                | 495          | 332        | 1 686                    | 2 677        |  |
| Gas .....                                    | 28 758              | 279          | 28 478        | 27 040        | 20 581        | 6 459         | 1 439        | 380                 | 5.5           | 215            | 209                | 359          | 277        | 2 113                    | 943          |  |
| Fuel oil .....                               | 2 848               | 22           | 2 826         | 2 699         | 2 151         | 548           | 127          | 27                  | 4.8           | 20             | 7                  | 51           | 22         | 45                       | 3            |  |
| Kerosene or other liquid fuel .....          | 18                  | —            | 18            | 15            | 15            | —             | 3            | —                   | 100.0         | —              | 1                  | —            | 2          | 3                        | 15           |  |
| Coal or coke .....                           | 5                   | —            | 5             | 5             | 5             | —             | —            | —                   | —             | —              | —                  | —            | —          | —                        | —            |  |
| Wood .....                                   | 22                  | —            | 22            | 15            | 15            | —             | 7            | —                   | —             | —              | —                  | 2            | 5          | —                        | —            |  |
| Solar energy .....                           | 82                  | —            | 82            | 82            | 70            | 12            | —            | —                   | —             | —              | —                  | —            | —          | 5                        | 2            |  |
| Other .....                                  | 68                  | 5            | 64            | 40            | 6             | 33            | 24           | 1                   | 4.1           | —              | —                  | 6            | 17         | 7                        | 9            |  |
| <b>Central Air Conditioning Fuel</b>         |                     |              |               |               |               |               |              |                     |               |                |                    |              |            |                          |              |  |
| With central air conditioning .....          | 31 963              | 550          | 31 413        | 29 623        | 23 490        | 6 133         | 1 790        | 468                 | 7.0           | 277            | 233                | 539          | 273        | 3 364                    | 2 113        |  |
| Electricity .....                            | 30 639              | 533          | 30 106        | 28 388        | 22 455        | 5 933         | 1 719        | 459                 | 7.1           | 264            | 211                | 525          | 259        | 3 247                    | 2 081        |  |
| Gas .....                                    | 1 291               | 9            | 1 281         | 1 211         | 1 020         | 192           | 70           | 9                   | 4.5           | 13             | 22                 | 14           | 13         | 107                      | 24           |  |
| Other .....                                  | 33                  | 8            | 25            | 24            | 16            | 8             | 1            | —                   | —             | —              | —                  | 1            | —          | 11                       | 8            |  |
| <b>Clothes Dryer Fuel</b>                    |                     |              |               |               |               |               |              |                     |               |                |                    |              |            |                          |              |  |
| With clothes dryer .....                     | 41 668              | 664          | 41 003        | 39 530        | 33 511        | 6 019         | 1 474        | 210                 | 3.3           | 170            | 147                | 624          | 322        | 3 445                    | 2 753        |  |
| Electricity .....                            | 30 422              | 587          | 29 835        | 28 652        | 23 765        | 4 887         | 1 183        | 166                 | 3.3           | 126            | 122                | 495          | 273        | 2 662                    | 2 449        |  |
| Gas .....                                    | 11 229              | 77           | 11 152        | 10 865        | 9 737         | 1 127         | 288          | 44                  | 3.7           | 44             | 25                 | 126          | 49         | 783                      | 304          |  |
| Other .....                                  | 17                  | —            | 17            | 13            | 8             | 5             | 4            | —                   | —             | —              | —                  | 4            | —          | —                        | —            |  |
| <b>Units Using Each Fuel<sup>1</sup></b>     |                     |              |               |               |               |               |              |                     |               |                |                    |              |            |                          |              |  |
| Electricity .....                            | 53 214              | 1 126        | 52 088        | 48 754        | 35 994        | 12 761        | 3 333        | 845                 | 6.2           | 435            | 374                | 932          | 747        | 3 868                    | 3 702        |  |
| Gas .....                                    | 52 618              | 1 126        | 51 493        | 48 492        | 35 796        | 12 696        | 3 001        | 607                 | 4.5           | 407            | 333                | 907          | 747        | 3 791                    | 3 665        |  |
| Fuel oil .....                               | 11 113              | 1 126        | 9 987         | 7 371         | 5 454         | 1 917         | 2 617        | 327                 | 14.3          | 387            | 279                | 876          | 747        | 533                      | 985          |  |
| Kerosene or other liquid fuel .....          | 802                 | 14           | 788           | 756           | 638           | 118           | 32           | 2                   | 1.6           | 4              | 1                  | 7            | 18         | 29                       | 195          |  |
| Coal or coke .....                           | 136                 | —            | 136           | 125           | 125           | —             | 11           | —                   | —             | —              | —                  | 2            | 9          | —                        | 5            |  |
| Wood .....                                   | 5 398               | 100          | 5 298         | 5 137         | 4 523         | 614           | 162          | 20                  | 3.2           | 15             | 23                 | 74           | 30         | 219                      | 259          |  |
| Solar energy .....                           | 103                 | —            | 103           | 100           | 88            | 12            | 3            | —                   | —             | —              | 3                  | —            | —          | 7                        | 2            |  |
| Other .....                                  | 413                 | 24           | 389           | 344           | 236           | 107           | 45           | 1                   | 1.3           | 2              | —                  | 21           | 21         | 38                       | 41           |  |
| All electric units .....                     | 14 338              | 563          | 13 775        | 12 515        | 8 224         | 4 291         | 1 260        | 350                 | 7.5           | 138            | 115                | 395          | 263        | 1 360                    | 1 586        |  |

<sup>1</sup>Figures may not add to total because more than one category may apply to a unit.

**Table 1C-6. Housing and Neighborhood Quality—All Housing Units—Suburbs**

[Numbers in thousands. Consistent with the 1990 Census. ... means not applicable or sample too small. – means zero or rounds to zero]

| Characteristics  | Total housing units | Seasonal     | Year-round    |               |               |               |              |                     |               |                |                    |              |            | New construction 4 years | Mobile homes |  |
|--|---------------------|--------------|---------------|---------------|---------------|---------------|--------------|---------------------|---------------|----------------|--------------------|--------------|------------|--------------------------|--------------|--|
|  |                     |              | Occupied      |               |               | Vacant        |              |                     |               |                |                    |              |            |                          |              |  |
|  |                     |              | Total         | Owner         | Renter        | Total         | For rent     | Rental vacancy rate | For sale only | Rented or sold | Occasional use/URE | Other vacant |            |                          |              |  |
| <b>Total</b> .....   | <b>53 241</b>       | <b>1 126</b> | <b>52 115</b> | <b>48 780</b> | <b>36 015</b> | <b>12 766</b> | <b>3 335</b> | <b>847</b>          | <b>6.2</b>    | <b>435</b>     | <b>374</b>         | <b>932</b>   | <b>747</b> | <b>3 870</b>             | <b>3 704</b> |  |
| <b>Selected Amenities<sup>1</sup></b>                                      |                     |              |               |               |               |               |              |                     |               |                |                    |              |            |                          |              |  |
| Porch, deck, balcony, or patio .....                                       | 45 172              | 885          | 44 287        | 41 788        | 32 644        | 9 143         | 2 500        | 542                 | 5.5           | 361            | 306                | 791          | 500        | 3 371                    | 3 027        |  |
| Usable fireplace .....   | 20 514              | 174          | 20 341        | 19 627        | 17 711        | 1 916         | 714          | 87                  | 4.3           | 145            | 130                | 239          | 113        | 2 082                    | 384          |  |
| Separate dining room .....   | 24 703              | 247          | 24 456        | 23 435        | 20 048        | 3 387         | 1 021        | 185                 | 5.1           | 176            | 132                | 291          | 237        | 1 984                    | 706          |  |
| With 2 or more living rooms or recreation rooms, etc. ....                 | 8 475               | 66           | 8 408         | 8 200         | 7 679         | 521           | 208          | 12                  | 2.3           | 60             | 45                 | 63           | 28         | 837                      | 184          |  |
| Garage or carport included with home .....                                 | 34 460              | 516          | 33 944        | 32 411        | 27 695        | 4 716         | 1 533        | 232                 | 4.7           | 285            | 217                | 498          | 301        | 2 761                    | 1 133        |  |
| Not included .....   | 18 709              | 610          | 18 100        | 16 316        | 8 271         | 8 045         | 1 784        | 614                 | 7.0           | 149            | 155                | 429          | 438        | 1 104                    | 2 571        |  |
| Offstreet parking included .....   | 16 919              | 507          | 16 412        | 14 805        | 7 562         | 7 243         | 1 607        | 565                 | 7.2           | 127            | 151                | 394          | 369        | 1 080                    | 2 336        |  |
| Offstreet parking not reported .....                                       | 2                   | –            | 2             | –             | –             | –             | –            | –                   | –             | –              | –                  | –            | –          | –                        | –            |  |
| Garage or carport not reported .....                                       | 72                  | –            | 72            | 54            | 48            | 5             | 18           | 1                   | 19.6          | 2              | 2                  | 4            | 9          | 5                        | –            |  |
| <b>Owner or Manager on Property</b>  |                     |              |               |               |               |               |              |                     |               |                |                    |              |            |                          |              |  |
| Rental, multiunit <sup>2</sup> .....                                       | –                   | –            | –             | –             | –             | 7 681         | –            | 573                 | 6.9           | –              | 94                 | 77           | –          | 460                      | 5            |  |
| Owner or manager lives on property .....                                   | –                   | –            | –             | –             | –             | 3 212         | –            | 225                 | 6.5           | –              | 37                 | 47           | –          | 257                      | –            |  |
| Neither owner nor manager lives on property .....                          | –                   | –            | –             | –             | –             | 4 469         | –            | 348                 | 7.1           | –              | 57                 | 30           | –          | 203                      | 5            |  |
| <b>Selected Deficiencies<sup>1</sup></b>                                   |                     |              |               |               |               |               |              |                     |               |                |                    |              |            |                          |              |  |
| Holes in floors .....  | 496                 | 24           | 472           | 381           | 202           | 179           | 91           | 15                  | 7.6           | 18             | 2                  | 10           | 46         | 18                       | 74           |  |
| Open cracks or holes (interior) .....                                      | 2 352               | 80           | 2 272         | 2 051         | 1 258         | 793           | 221          | 41                  | 4.9           | 30             | 18                 | 31           | 100        | 97                       | 195          |  |
| Broken plaster or peeling paint (interior) .....                           | 1 141               | 40           | 1 101         | 1 000         | 561           | 439           | 101          | 17                  | 3.7           | 8              | 8                  | 11           | 57         | 16                       | 58           |  |
| No electrical wiring .....   | 42                  | 8            | 33            | 12            | 10            | 2             | 21           | 3                   | 58.2          | 2              | 2                  | –            | 15         | 4                        | 3            |  |
| Exposed wiring .....   | 300                 | 2            | 298           | 278           | 166           | 112           | 20           | 2                   | 1.5           | –              | 3                  | 2            | 13         | 31                       | 19           |  |
| Rooms without electric outlets .....                                       | 779                 | 6            | 773           | 704           | 422           | 282           | 70           | 11                  | 3.7           | 3              | 6                  | 5            | 45         | 59                       | 37           |  |
| <b>Description of Area Within 300 feet<sup>1</sup></b>                     |                     |              |               |               |               |               |              |                     |               |                |                    |              |            |                          |              |  |
| Single-family detached houses .....  | 42 322              | 713          | 41 609        | 39 284        | 30 789        | 8 495         | 2 325        | 485                 | 5.4           | 347            | 257                | 653          | 583        | 2 947                    | 1 840        |  |
| Single-family attached .....   | 6 683               | 122          | 6 561         | 6 120         | 3 498         | 2 622         | 441          | 137                 | 4.9           | 59             | 58                 | 130          | 57         | 505                      | 84           |  |
| 1- to 3- story multiunit .....   | 10 313              | 152          | 10 161        | 9 215         | 2 887         | 6 328         | 946          | 480                 | 7.0           | 36             | 90                 | 226          | 115        | 526                      | 86           |  |
| 4- to 6- story multiunit .....   | 1 478               | 80           | 1 397         | 1 233         | 471           | 763           | 164          | 68                  | 8.2           | 8              | 10                 | 44           | 34         | 82                       | 8            |  |
| 7- or- more story multiunit .....  | 644                 | 50           | 594           | 498           | 157           | 341           | 95           | 28                  | 7.5           | 1              | 20                 | 32           | 15         | 30                       | 6            |  |
| Mobile homes .....   | 5 898               | 348          | 5 550         | 5 067         | 4 063         | 1 005         | 482          | 62                  | 5.8           | 88             | 35                 | 141          | 156        | 557                      | 3 133        |  |
| Commercial, or institutional .....   | 11 129              | 173          | 10 956        | 10 147        | 5 185         | 4 961         | 810          | 328                 | 6.2           | 76             | 80                 | 181          | 146        | 502                      | 529          |  |
| Industrial or factories .....  | 1 628               | 4            | 1 623         | 1 513         | 746           | 768           | 110          | 47                  | 5.8           | 17             | 11                 | 11           | 24         | 49                       | 126          |  |
| Open space, park, woods, farm, or ranch .....                              | 21 779              | 592          | 21 186        | 19 845        | 15 066        | 4 779         | 1 341        | 281                 | 5.5           | 158            | 156                | 443          | 302        | 2 027                    | 2 134        |  |
| 4 or more lane highway, railroad, or airport .....                         | 6 873               | 93           | 6 781         | 6 331         | 3 448         | 2 883         | 450          | 185                 | 6.0           | 49             | 39                 | 89           | 88         | 404                      | 494          |  |
| Not reported .....   | 1 317               | –            | 1 317         | 1 290         | 977           | 313           | 27           | 8                   | 2.5           | 1              | 3                  | 4            | 10         | 74                       | 65           |  |
| <b>Bodies of Water Within 300 Feet</b>                                     |                     |              |               |               |               |               |              |                     |               |                |                    |              |            |                          |              |  |
| Water in area .....  | 10 263              | 492          | 9 771         | 9 116         | 6 985         | 2 131         | 655          | 137                 | 6.0           | 68             | 44                 | 280          | 126        | 961                      | 809          |  |
| With waterfront property .....   | 1 825               | 251          | 1 574         | 1 356         | 1 127         | 229           | 218          | 28                  | 10.8          | 18             | 19                 | 117          | 35         | 165                      | 59           |  |
| Waterfront not reported .....  | 32                  | 3            | 28            | 27            | 9             | 18            | 1            | –                   | –             | –              | –                  | 1            | –          | 3                        | 6            |  |
| With flood plain .....   | 1 732               | 155          | 1 576         | 1 417         | 1 109         | 308           | 159          | 19                  | 5.9           | 7              | 11                 | 100          | 22         | 143                      | 147          |  |
| Flood plain not reported .....   | 548                 | 33           | 515           | 442           | 223           | 218           | 74           | 21                  | 8.8           | 5              | –                  | 24           | 23         | 38                       | 57           |  |
| Water not reported .....   | 1 400               | –            | 1 400         | 1 348         | 1 014         | 334           | 52           | 12                  | 3.5           | 4              | 5                  | 19           | 12         | 74                       | 68           |  |
| No water in area .....   | 41 578              | 634          | 40 944        | 38 316        | 28 015        | 10 301        | 2 628        | 698                 | 6.3           | 364            | 324                | 634          | 609        | 2 834                    | 2 827        |  |
| <b>Age of Other Residential Buildings Within 300 Feet</b>                  |                     |              |               |               |               |               |              |                     |               |                |                    |              |            |                          |              |  |
| Older .....  | 5 135               | 117          | 5 017         | 4 686         | 3 214         | 1 472         | 332          | 73                  | 4.6           | 31             | 27                 | 90           | 111        | 79                       | 536          |  |
| About the same .....   | 34 904              | 592          | 34 312        | 32 181        | 23 955        | 8 227         | 2 131        | 563                 | 6.3           | 311            | 254                | 587          | 416        | 2 275                    | 1 379        |  |
| Newer .....  | 4 622               | 75           | 4 546         | 4 242         | 3 319         | 924           | 304          | 74                  | 7.4           | 46             | 38                 | 104          | 42         | 1 066                    | 763          |  |
| Very mixed .....   | 4 242               | 258          | 3 984         | 3 636         | 2 653         | 983           | 348          | 86                  | 8.0           | 34             | 30                 | 88           | 109        | 178                      | 710          |  |
| No other residential buildings .....                                       | 2 660               | 7            | 2 584         | 2 430         | 1 814         | 617           | 153          | 31                  | 4.7           | 10             | 25                 | 46           | 42         | 185                      | 222          |  |
| Not reported .....   | 1 679               | 77           | 1 672         | 1 604         | 1 062         | 543           | 67           | 20                  | 3.6           | 3              | –                  | 17           | 27         | 86                       | 93           |  |
| <b>Mobile Homes in Group</b>   |                     |              |               |               |               |               |              |                     |               |                |                    |              |            |                          |              |  |
| Mobile homes .....   | 3 704               | 277          | 3 427         | 3 022         | 2 585         | 437           | 404          | 39                  | 8.1           | 86             | 15                 | 129          | 135        | 543                      | 3 704        |  |
| 1 to 6 .....   | 1 920               | 57           | 1 863         | 1 653         | 1 395         | 258           | 210          | 21                  | 7.6           | 42             | 5                  | 48           | 93         | 373                      | 1 920        |  |
| 7 to 20 .....  | 212                 | 25           | 187           | 169           | 131           | 38            | 18           | 3                   | 7.1           | 2              | 1                  | 5            | 7          | 30                       | 212          |  |
| 21 or more .....   | 1 572               | 195          | 1 377         | 1 201         | 1 059         | 142           | 176          | 14                  | 9.3           | 42             | 8                  | 76           | 35         | 140                      | 1 572        |  |
| <b>Other Buildings Vandalized or With Interior Exposed Within 300 feet</b> |                     |              |               |               |               |               |              |                     |               |                |                    |              |            |                          |              |  |
| None .....   | 47 677              | 1 016        | 46 661        | 43 663        | 32 353        | 11 309        | 2 999        | 764                 | 6.3           | 411            | 334                | 863          | 628        | 3 548                    | 3 216        |  |
| 1 building .....   | 1 001               | 18           | 983           | 915           | 600           | 315           | 68           | 19                  | 5.5           | 3              | 6                  | 11           | 29         | 45                       | 94           |  |
| More than 1 building .....   | 558                 | 9            | 549           | 487           | 278           | 210           | 61           | 24                  | 10.3          | 5              | –                  | 9            | 23         | 19                       | 94           |  |
| No buildings .....   | 2 376               | 73           | 2 303         | 2 169         | 1 719         | 450           | 133          | 23                  | 4.8           | 9              | 23                 | 38           | 40         | 178                      | 213          |  |
| Not reported .....   | 1 630               | 10           | 1 620         | 1 546         | 1 064         | 482           | 74           | 17                  | 3.4           | 8              | 11                 | 12           | 26         | 79                       | 87           |  |
| <b>Bars on Windows of Buildings Within 300 feet</b>                        |                     |              |               |               |               |               |              |                     |               |                |                    |              |            |                          |              |  |
| No bars on windows .....   | 46 019              | 1 029        | 44 990        | 42 080        | 31 434        | 10 646        | 2 910        | 734                 | 6.4           | 386            | 325                | 840          | 626        | 3 548                    | 3 271        |  |
| 1 building with bars .....   | 698                 | 4            | 694           | 656           | 452           | 203           | 38           | 12                  | 5.8           | 2              | 1                  | 10           | 12         | 28                       | 45           |  |
| 2 or more buildings with bars .....  | 1 819               | 11           | 1 808         | 1 666         | 979           | 688           | 142          | 48                  | 6.5           | 24             | 13                 | 23           | 35         | 31                       | 65           |  |
| No buildings .....   | 2 376               | 73           | 2 303         | 2 169         | 1 719         | 450           | 133          | 23                  | 4.8           | 9              | 23                 | 38           | 40         | 178                      | 213          |  |
| Not reported .....   | 2 330               | 9            | 2 321         | 2 209         | 1 431         | 779           | 112          | 30                  | 3.7           | 15             | 12                 | 21           | 35         | 85                       | 110          |  |
| <b>Condition of Streets Within 300 feet</b>                                |                     |              |               |               |               |               |              |                     |               |                |                    |              |            |                          |              |  |
| No repairs needed .....  | 36 259              | 743          | 35 516        | 33 254        | 24 910        | 8 344         | 2 262        | 549                 | 6.1           | 317            | 273                | 693          | 429        | 2 781                    | 2 038        |  |
| Minor repairs needed .....   | 12 410              | 263          | 12 147        | 11 318        | 8 039         | 3 278         | 830          | 249                 | 7.0           | 98             | 72                 | 179          | 233        | 781                      | 1 154        |  |
| Major repairs needed .....   | 2 292               | 69           | 2 223         | 2 091         | 1 504         | 587           | 132          | 33                  | 5.3           | 8              | 12                 | 32           | 46         | 171                      | 361          |  |
| No streets .....   | 702                 | 51           | 651           | 600           | 478           | 122           | 51           | 1                   | 1.2           | 6              | 8                  | 18           | 17         | 57                       | 73           |  |
| Not reported .....   | 1 578               | –            | 1 578         | 1 518         | 1 083         | 435           | 60           | 15                  | 3.2           | 6              | 8                  | 9            | 22         | 79                       | 78           |  |

Table 1C-6. **Housing and Neighborhood Quality—All Housing Units—Suburbs—Con.**

[Numbers in thousands. Consistent with the 1990 Census. ... means not applicable or sample too small. – means zero or rounds to zero]

| Characteristics  | Total housing units | Seasonal | Year-round |          |        |        |        |          |                     |               |                |                    | New construction 4 years | Mobile homes |              |
|--|---------------------|----------|------------|----------|--------|--------|--------|----------|---------------------|---------------|----------------|--------------------|--------------------------|--------------|--------------|
|  |                     |          | Total      | Occupied |        |        | Vacant |          |                     |               |                |                    |                          |              |              |
|  |                     |          |            | Total    | Owner  | Renter | Total  | For rent | Rental vacancy rate | For sale only | Rented or sold | Occasional use/URE |                          |              | Other vacant |
| <b>Trash, Litter, or Junk on Streets or Any Properties Within 300 feet</b> |                     |          |            |          |        |        |        |          |                     |               |                |                    |                          |              |              |
| None .....   | 48 717              | 1 081    | 47 636     | 44 587   | 33 383 | 11 204 | 3 049  | 749      | 6.2                 | 413           | 343            | 889                | 654                      | 3 590        | 3 299        |
| Minor accumulation .....   | 2 254               | 36       | 2 217      | 2 041    | 1 143  | 898    | 177    | 61       | 6.4                 | 18            | 23             | 27                 | 47                       | 157          | 236          |
| Major accumulation .....   | 833                 | 6        | 826        | 761      | 462    | 299    | 65     | 25       | 7.6                 | 2             | 2              | 7                  | 30                       | 44           | 94           |
| Not reported .....   | 1 438               | 2        | 1 436      | 1 391    | 1 027  | 365    | 44     | 11       | 3.0                 | 3             | 5              | 10                 | 16                       | 79           | 75           |

<sup>1</sup>Figures may not add to total because more than one category may apply to a unit.  
<sup>2</sup>Two or more units of any tenure in the structure.

**Table 1C-7. Financial Characteristics—All Housing Units—Suburbs**

[Numbers in thousands. Consistent with the 1990 Census. ... means not applicable or sample too small. — means zero or rounds to zero]

| Characteristics   | Total housing units | Seasonal     | Year-round    |               |               |               |              |                     |               |                 |                      |              |            | New construction 4 years | Mobile homes |
|---|---------------------|--------------|---------------|---------------|---------------|---------------|--------------|---------------------|---------------|-----------------|----------------------|--------------|------------|--------------------------|--------------|
|   |                     |              | Occupied      |               |               | Vacant        |              |                     |               |                 |                      |              |            |                          |              |
|   |                     |              | Total         | Owner         | Renter        | Total         | For rent     | Rental vacancy rate | For sale only | Rent-ed or sold | Occa-sional use/ URE | Other vacant |            |                          |              |
| <b>Total</b> .....  | <b>53 241</b>       | <b>1 126</b> | <b>52 115</b> | <b>48 780</b> | <b>36 015</b> | <b>12 766</b> | <b>3 335</b> | <b>847</b>          | <b>6.2</b>    | <b>435</b>      | <b>374</b>           | <b>932</b>   | <b>747</b> | <b>3 870</b>             | <b>3 704</b> |
| <b>Monthly Housing Costs<sup>1</sup></b>  |                     |              |               |               |               |               |              |                     |               |                 |                      |              |            |                          |              |
| Less than \$100 .....   | ...                 | ...          | ...           | 458           | 372           | 86            | ...          | 12                  | 12.5          | ...             | ...                  | ...          | ...        | 14                       | 129          |
| \$100 to \$199 .....  | ...                 | ...          | ...           | 3 126         | 2 772         | 354           | ...          | 25                  | 6.5           | ...             | ...                  | ...          | ...        | 159                      | 556          |
| \$200 to \$249 .....  | ...                 | ...          | ...           | 2 399         | 2 211         | 188           | ...          | 22                  | 10.6          | ...             | ...                  | ...          | ...        | 92                       | 210          |
| \$250 to \$299 .....  | ...                 | ...          | ...           | 2 353         | 2 121         | 232           | ...          | 23                  | 9.0           | ...             | ...                  | ...          | ...        | 85                       | 265          |
| \$300 to \$349 .....  | ...                 | ...          | ...           | 2 086         | 1 705         | 381           | ...          | 32                  | 7.7           | ...             | ...                  | ...          | ...        | 76                       | 186          |
| \$350 to \$399 .....  | ...                 | ...          | ...           | 2 018         | 1 551         | 468           | ...          | 57                  | 10.9          | ...             | ...                  | ...          | ...        | 76                       | 244          |
| \$400 to \$449 .....  | ...                 | ...          | ...           | 1 988         | 1 346         | 642           | ...          | 48                  | 6.9           | ...             | ...                  | ...          | ...        | 68                       | 216          |
| \$450 to \$499 .....  | ...                 | ...          | ...           | 2 039         | 1 265         | 774           | ...          | 50                  | 6.1           | ...             | ...                  | ...          | ...        | 97                       | 219          |
| \$500 to \$599 .....  | ...                 | ...          | ...           | 4 058         | 2 197         | 1 861         | ...          | 146                 | 7.3           | ...             | ...                  | ...          | ...        | 206                      | 314          |
| \$600 to \$699 .....  | ...                 | ...          | ...           | 3 947         | 2 027         | 1 920         | ...          | 122                 | 6.0           | ...             | ...                  | ...          | ...        | 218                      | 197          |
| \$700 to \$799 .....  | ...                 | ...          | ...           | 3 745         | 2 139         | 1 606         | ...          | 92                  | 5.4           | ...             | ...                  | ...          | ...        | 270                      | 199          |
| \$800 to \$999 .....  | ...                 | ...          | ...           | 6 043         | 4 064         | 1 979         | ...          | 107                 | 5.1           | ...             | ...                  | ...          | ...        | 473                      | 154          |
| \$1,000 to \$1,249 .....  | ...                 | ...          | ...           | 4 831         | 3 958         | 873           | ...          | 32                  | 3.5           | ...             | ...                  | ...          | ...        | 457                      | 57           |
| \$1,250 to \$1,499 .....  | ...                 | ...          | ...           | 3 198         | 2 901         | 297           | ...          | 26                  | 8.1           | ...             | ...                  | ...          | ...        | 385                      | 17           |
| \$1,500 or more .....   | ...                 | ...          | ...           | 5 786         | 5 385         | 401           | ...          | 19                  | 4.4           | ...             | ...                  | ...          | ...        | 837                      | 27           |
| Depends on occupant's income .....  | ...                 | ...          | ...           | 705           | ...           | ...           | ...          | 35                  | ...           | ...             | ...                  | ...          | ...        | 25                       | 67           |
| No cash rent .....  | ...                 | ...          | ...           | ...           | ...           | ...           | ...          | ...                 | ...           | ...             | ...                  | ...          | ...        | ...                      | ...          |
| <b>Median (excludes no cash rent)</b> .....   | ...                 | ...          | ...           | <b>689</b>    | <b>721</b>    | <b>654</b>    | ...          | <b>594</b>          | ...           | ...             | ...                  | ...          | ...        | <b>967</b>               | <b>381</b>   |
| <b>Median Monthly Housing Costs for Owners</b>                                      |                     |              |               |               |               |               |              |                     |               |                 |                      |              |            |                          |              |
| Monthly costs including all mortgages plus maintenance costs .....                  | ...                 | ...          | ...           | 754           | 754           | ...           | ...          | ...                 | ...           | ...             | ...                  | ...          | ...        | 1 082                    | 380          |
| Monthly costs excluding second and subsequent mortgages and maintenance costs ..... | ...                 | ...          | ...           | 715           | 715           | ...           | ...          | ...                 | ...           | ...             | ...                  | ...          | ...        | 1 062                    | 363          |
| <b>Rent Reductions</b>  |                     |              |               |               |               |               |              |                     |               |                 |                      |              |            |                          |              |
| No subsidy .....  | ...                 | ...          | ...           | ...           | ...           | 10 443        | ...          | 713                 | 6.3           | ...             | 107                  | 96           | ...        | 490                      | 441          |
| Rent control .....  | ...                 | ...          | ...           | ...           | ...           | 128           | ...          | 2                   | 1.8           | ...             | 1                    | ...          | ...        | ...                      | ...          |
| No rent control .....   | ...                 | ...          | ...           | ...           | ...           | 10 297        | ...          | 702                 | 6.3           | ...             | 100                  | 94           | ...        | 490                      | 441          |
| Reduced by owner .....  | ...                 | ...          | ...           | ...           | ...           | 717           | ...          | ...                 | ...           | ...             | ...                  | ...          | ...        | 18                       | 80           |
| Not reduced by owner .....  | ...                 | ...          | ...           | ...           | ...           | 9 527         | ...          | ...                 | ...           | ...             | ...                  | ...          | ...        | 364                      | 326          |
| Owner reduction not reported .....  | ...                 | ...          | ...           | ...           | ...           | 53            | ...          | 702                 | 82.1          | ...             | 100                  | 94           | ...        | 108                      | 35           |
| Rent control not reported .....   | ...                 | ...          | ...           | ...           | ...           | 18            | ...          | 8                   | 26.2          | ...             | 6                    | 2            | ...        | ...                      | ...          |
| Owned by public housing authority .....   | ...                 | ...          | ...           | ...           | ...           | 428           | ...          | 18                  | 4.0           | ...             | 3                    | ...          | ...        | 6                        | ...          |
| Government subsidy .....  | ...                 | ...          | ...           | ...           | ...           | 646           | ...          | 37                  | 5.4           | ...             | 3                    | 2            | ...        | 51                       | 11           |
| Other, income verification .....  | ...                 | ...          | ...           | ...           | ...           | 926           | ...          | ...                 | ...           | ...             | ...                  | ...          | ...        | 86                       | 9            |
| Subsidy not reported .....  | ...                 | ...          | ...           | ...           | ...           | 323           | ...          | 79                  | 19.5          | ...             | 3                    | 19           | ...        | 30                       | 17           |
| <b>OWNER HOUSING UNITS</b>  |                     |              |               |               |               |               |              |                     |               |                 |                      |              |            |                          |              |
| <b>Total</b> .....  | ...                 | ...          | ...           | ...           | <b>36 015</b> | ...           | ...          | ...                 | ...           | <b>435</b>      | <b>258</b>           | ...          | ...        | <b>3 023</b>             | <b>2 685</b> |
| <b>Average Monthly Cost Paid for Real Estate Taxes</b>                              |                     |              |               |               |               |               |              |                     |               |                 |                      |              |            |                          |              |
| Less than \$25 .....  | ...                 | ...          | ...           | ...           | 4 351         | ...           | ...          | ...                 | ...           | 129             | 76                   | ...          | ...        | 570                      | 1 788        |
| \$25 to \$49 .....  | ...                 | ...          | ...           | ...           | 3 588         | ...           | ...          | ...                 | ...           | 59              | 39                   | ...          | ...        | 314                      | 441          |
| \$50 to \$74 .....  | ...                 | ...          | ...           | ...           | 3 837         | ...           | ...          | ...                 | ...           | 43              | 23                   | ...          | ...        | 281                      | 235          |
| \$75 to \$99 .....  | ...                 | ...          | ...           | ...           | 3 487         | ...           | ...          | ...                 | ...           | 35              | 9                    | ...          | ...        | 207                      | 75           |
| \$100 to \$149 .....  | ...                 | ...          | ...           | ...           | 6 338         | ...           | ...          | ...                 | ...           | 67              | 48                   | ...          | ...        | 482                      | 73           |
| \$150 to \$199 .....  | ...                 | ...          | ...           | ...           | 4 449         | ...           | ...          | ...                 | ...           | 27              | 10                   | ...          | ...        | 328                      | 35           |
| \$200 or more .....   | ...                 | ...          | ...           | ...           | 9 965         | ...           | ...          | ...                 | ...           | 74              | 53                   | ...          | ...        | 842                      | 37           |
| <b>Median</b> .....   | ...                 | ...          | ...           | ...           | <b>122</b>    | ...           | ...          | ...                 | ...           | <b>67</b>       | <b>66</b>            | ...          | ...        | <b>114</b>               | <b>25-</b>   |
| <b>Annual Taxes Paid per \$1,000 Value</b>  |                     |              |               |               |               |               |              |                     |               |                 |                      |              |            |                          |              |
| Less than \$5 .....   | ...                 | ...          | ...           | ...           | 5 398         | ...           | ...          | ...                 | ...           | 134             | 95                   | ...          | ...        | 732                      | 848          |
| \$5 to \$9 .....  | ...                 | ...          | ...           | ...           | 9 544         | ...           | ...          | ...                 | ...           | 76              | 36                   | ...          | ...        | 834                      | 493          |
| \$10 to \$14 .....  | ...                 | ...          | ...           | ...           | 9 475         | ...           | ...          | ...                 | ...           | 86              | 46                   | ...          | ...        | 746                      | 470          |
| \$15 to \$19 .....  | ...                 | ...          | ...           | ...           | 4 628         | ...           | ...          | ...                 | ...           | 45              | 19                   | ...          | ...        | 285                      | 198          |
| \$20 to \$24 .....  | ...                 | ...          | ...           | ...           | 2 846         | ...           | ...          | ...                 | ...           | 27              | 11                   | ...          | ...        | 201                      | 155          |
| \$25 or more .....  | ...                 | ...          | ...           | ...           | 4 124         | ...           | ...          | ...                 | ...           | 68              | 51                   | ...          | ...        | 226                      | 520          |
| <b>Median</b> .....   | ...                 | ...          | ...           | ...           | <b>12</b>     | ...           | ...          | ...                 | ...           | <b>10</b>       | <b>10</b>            | ...          | ...        | <b>10</b>                | <b>10</b>    |
| <b>Condominium and Cooperative Fee</b>  |                     |              |               |               |               |               |              |                     |               |                 |                      |              |            |                          |              |
| Fee paid by owners .....  | ...                 | ...          | ...           | ...           | 2 081         | ...           | ...          | ...                 | ...           | 60              | 48                   | ...          | ...        | 204                      | ...          |
| Less than \$25 per month .....  | ...                 | ...          | ...           | ...           | 48            | ...           | ...          | ...                 | ...           | 2               | 2                    | ...          | ...        | 4                        | ...          |
| \$25 to \$49 .....  | ...                 | ...          | ...           | ...           | 43            | ...           | ...          | ...                 | ...           | 3               | ...                  | ...          | ...        | 4                        | ...          |
| \$50 to \$74 .....  | ...                 | ...          | ...           | ...           | 64            | ...           | ...          | ...                 | ...           | ...             | ...                  | ...          | ...        | 6                        | ...          |
| \$75 to \$99 .....  | ...                 | ...          | ...           | ...           | 221           | ...           | ...          | ...                 | ...           | 4               | 5                    | ...          | ...        | 61                       | ...          |
| \$100 to \$149 .....  | ...                 | ...          | ...           | ...           | 491           | ...           | ...          | ...                 | ...           | 15              | 14                   | ...          | ...        | 42                       | ...          |
| \$150 to \$199 .....  | ...                 | ...          | ...           | ...           | 451           | ...           | ...          | ...                 | ...           | 9               | 3                    | ...          | ...        | 37                       | ...          |
| \$200 or more per month .....   | ...                 | ...          | ...           | ...           | 458           | ...           | ...          | ...                 | ...           | 2               | 11                   | ...          | ...        | 29                       | ...          |
| Not reported .....  | ...                 | ...          | ...           | ...           | 305           | ...           | ...          | ...                 | ...           | 27              | 13                   | ...          | ...        | 22                       | ...          |
| <b>Median</b> .....   | ...                 | ...          | ...           | ...           | <b>152</b>    | ...           | ...          | ...                 | ...           | <b>130</b>      | ...                  | ...          | ...        | <b>119</b>               | ...          |
| <b>Other Housing Costs per Month</b>  |                     |              |               |               |               |               |              |                     |               |                 |                      |              |            |                          |              |
| Homeowner association fee paid .....  | ...                 | ...          | ...           | ...           | 3 979         | ...           | ...          | ...                 | ...           | ...             | ...                  | ...          | ...        | 881                      | ...          |
| <b>Median</b> .....   | ...                 | ...          | ...           | ...           | <b>26</b>     | ...           | ...          | ...                 | ...           | ...             | ...                  | ...          | ...        | <b>32</b>                | ...          |
| Mobile home park fee paid .....   | ...                 | ...          | ...           | ...           | 196           | ...           | ...          | ...                 | ...           | ...             | ...                  | ...          | ...        | 30                       | 196          |
| <b>Median</b> .....   | ...                 | ...          | ...           | ...           | <b>86</b>     | ...           | ...          | ...                 | ...           | ...             | ...                  | ...          | ...        | ...                      | <b>86</b>    |
| Land rent fee paid .....  | ...                 | ...          | ...           | ...           | 62            | ...           | ...          | ...                 | ...           | ...             | ...                  | ...          | ...        | 10                       | ...          |
| <b>Median</b> .....   | ...                 | ...          | ...           | ...           | <b>180</b>    | ...           | ...          | ...                 | ...           | ...             | ...                  | ...          | ...        | ...                      | ...          |

**Table 1C-7. Financial Characteristics—All Housing Units—Suburbs—Con.**

[Numbers in thousands. Consistent with the 1990 Census. ... means not applicable or sample too small. – means zero or rounds to zero]

| Characteristics                           | Total housing units | Seasonal | Year-round |          |                |        |        |          |                     |               |                |                     | New construction 4 years | Mobile homes   |               |
|---|---------------------|----------|------------|----------|----------------|--------|--------|----------|---------------------|---------------|----------------|---------------------|--------------------------|----------------|---------------|
|   |                     |          | Total      | Occupied |                |        | Vacant |          |                     |               |                |                     |                          |                |               |
|   |                     |          |            | Total    | Owner          | Renter | Total  | For rent | Rental vacancy rate | For sale only | Rented or sold | Occasional use/ URE |                          |                | Other vacant  |
| <b>OWNER HOUSING UNITS—Con.</b>           |                     |          |            |          |                |        |        |          |                     |               |                |                     |                          |                |               |
| <b>Value<sup>2</sup></b>                  |                     |          |            |          |                |        |        |          |                     |               |                |                     |                          |                |               |
| Less than \$10,000 .....                  | ...                 | ...      | ...        | ...      | 876            | ...    | ...    | ...      | ...                 | 41            | 11             | ...                 | ...                      | 64             | 797           |
| \$10,000 to \$19,999 .....                | ...                 | ...      | ...        | ...      | 792            | ...    | ...    | ...      | ...                 | 18            | 6              | ...                 | ...                      | 78             | 680           |
| \$20,000 to \$29,999 .....                | ...                 | ...      | ...        | ...      | 613            | ...    | ...    | ...      | ...                 | 16            | 7              | ...                 | ...                      | 119            | 357           |
| \$30,000 to \$39,999 .....                | ...                 | ...      | ...        | ...      | 660            | ...    | ...    | ...      | ...                 | 21            | 11             | ...                 | ...                      | 87             | 238           |
| \$40,000 to \$49,999 .....                | ...                 | ...      | ...        | ...      | 883            | ...    | ...    | ...      | ...                 | 14            | 12             | ...                 | ...                      | 48             | 187           |
| \$50,000 to \$59,999 .....                | ...                 | ...      | ...        | ...      | 1 134          | ...    | ...    | ...      | ...                 | 19            | 16             | ...                 | ...                      | 85             | 153           |
| \$60,000 to \$69,999 .....                | ...                 | ...      | ...        | ...      | 1 599          | ...    | ...    | ...      | ...                 | 22            | 5              | ...                 | ...                      | 61             | 87            |
| \$70,000 to \$79,999 .....                | ...                 | ...      | ...        | ...      | 1 833          | ...    | ...    | ...      | ...                 | 30            | 26             | ...                 | ...                      | 71             | 110           |
| \$80,000 to \$99,999 .....                | ...                 | ...      | ...        | ...      | 4 424          | ...    | ...    | ...      | ...                 | 48            | 38             | ...                 | ...                      | 178            | 43            |
| \$100,000 to \$119,999 .....              | ...                 | ...      | ...        | ...      | 3 613          | ...    | ...    | ...      | ...                 | 30            | 10             | ...                 | ...                      | 198            | 22            |
| \$120,000 to \$149,999 .....              | ...                 | ...      | ...        | ...      | 5 138          | ...    | ...    | ...      | ...                 | 48            | 31             | ...                 | ...                      | 423            | 2             |
| \$150,000 to \$199,999 .....              | ...                 | ...      | ...        | ...      | 5 885          | ...    | ...    | ...      | ...                 | 48            | 24             | ...                 | ...                      | 577            | 8             |
| \$200,000 to \$249,999 .....              | ...                 | ...      | ...        | ...      | 3 025          | ...    | ...    | ...      | ...                 | 24            | 19             | ...                 | ...                      | 370            | –             |
| \$250,000 to \$299,999 .....              | ...                 | ...      | ...        | ...      | 1 864          | ...    | ...    | ...      | ...                 | 10            | 7              | ...                 | ...                      | 238            | –             |
| \$300,000 or more .....                   | ...                 | ...      | ...        | ...      | 3 675          | ...    | ...    | ...      | ...                 | 45            | 35             | ...                 | ...                      | 428            | –             |
| <b>Median</b> .....                       | ...                 | ...      | ...        | ...      | <b>129 218</b> | ...    | ...    | ...      | ...                 | <b>94 648</b> | <b>98 587</b>  | ...                 | ...                      | <b>158 791</b> | <b>18 018</b> |
| <b>Other Activities on Property</b>       |                     |          |            |          |                |        |        |          |                     |               |                |                     |                          |                |               |
| Medical or commercial establishment ..... | ...                 | ...      | ...        | ...      | 341            | ...    | ...    | ...      | ...                 | 3             | –              | ...                 | ...                      | 19             | 25            |
| Neither .....                             | ...                 | ...      | ...        | ...      | 35 673         | ...    | ...    | ...      | ...                 | 432           | 258            | ...                 | ...                      | 3 004          | 2 660         |

<sup>1</sup>Rent asked for vacant units.

<sup>2</sup>Sales price for units that are for sale, purchase price for units sold but not yet occupied.

**Table 1D-1. Introductory Characteristics—All Housing Units—Outside Metropolitan Statistical Areas**

[Numbers in thousands. Consistent with the 1990 Census. ... means not applicable or sample too small. – means zero or rounds to zero]

| Characteristics  | Total housing units | Seasonal     | Year-round    |               |               |              |              |                     |               |                  |                       |              |             | New construction 4 years | Mobile homes |
|--|---------------------|--------------|---------------|---------------|---------------|--------------|--------------|---------------------|---------------|------------------|-----------------------|--------------|-------------|--------------------------|--------------|
|  |                     |              | Occupied      |               |               |              | Vacant       |                     |               |                  |                       |              |             |                          |              |
|  |                     |              | Total         | Owner         | Renter        | Total        | For rent     | Rental vacancy rate | For sale only | Rent- ed or sold | Occa- sional use/ URE | Other vacant |             |                          |              |
| <b>Total</b> .....                                       | <b>27 555</b>       | <b>1 636</b> | <b>25 919</b> | <b>22 891</b> | <b>17 269</b> | <b>5 622</b> | <b>3 028</b> | <b>633</b>          | <b>10.0</b>   | <b>304</b>       | <b>209</b>            | <b>1 077</b> | <b>806</b>  | <b>1 847</b>             | <b>4 314</b> |
| <b>Units in Structure</b>                                |                     |              |               |               |               |              |              |                     |               |                  |                       |              |             |                          |              |
| 1, detached .....  | 19 322              | 1 161        | 18 160        | 16 455        | 14 068        | 2 387        | 1 705        | 204                 | 7.8           | 246              | 96                    | 613          | 547         | 818                      | –            |
| 1, attached .....  | 706                 | 61           | 645           | 506           | 193           | 313          | 139          | 51                  | 13.9          | 11               | 10                    | 45           | 23          | 64                       | –            |
| 2 to 4 .....   | 1 629               | 30           | 1 599         | 1 354         | 154           | 1 200        | 245          | 127                 | 9.4           | 4                | 27                    | 46           | 41          | 44                       | –            |
| 5 to 9 .....   | 635                 | 8            | 627           | 495           | 23            | 472          | 131          | 64                  | 11.9          | 3                | –                     | 60           | 4           | 52                       | –            |
| 10 to 19 .....   | 452                 | 11           | 441           | 335           | 27            | 309          | 106          | 46                  | 12.5          | 4                | 14                    | 40           | 2           | 40                       | –            |
| 20 to 49 .....   | 303                 | 21           | 282           | 213           | 9             | 204          | 69           | 32                  | 12.7          | –                | 17                    | 18           | 1           | 16                       | –            |
| 50 or more .....   | 195                 | 13           | 183           | 117           | –             | 117          | 65           | 18                  | 12.8          | –                | 3                     | 39           | 6           | 7                        | –            |
| Mobile home or trailer .....                             | 4 314               | 331          | 3 982         | 3 415         | 2 795         | 620          | 568          | 91                  | 12.6          | 37               | 41                    | 217          | 181         | 808                      | 4 314        |
| <b>Cooperatives and Condominiums</b>                     |                     |              |               |               |               |              |              |                     |               |                  |                       |              |             |                          |              |
| Cooperatives .....                                       | 40                  | 10           | 30            | 13            | 9             | 4            | 18           | 6                   | 61.5          | 3                | –                     | 7            | 2           | 7                        | 6            |
| Condominiums .....                                       | 494                 | 84           | 410           | 226           | 119           | 107          | 184          | 22                  | 17.0          | 8                | 4                     | 139          | 12          | 69                       | –            |
| <b>Year Structure Built<sup>1</sup></b>                  |                     |              |               |               |               |              |              |                     |               |                  |                       |              |             |                          |              |
| 2000 to 2004 .....                                       | –                   | –            | –             | –             | –             | –            | –            | –                   | –             | –                | –                     | –            | –           | –                        | –            |
| 1995 to 1999 .....                                       | 2 299               | 83           | 2 217         | 1 963         | 1 720         | 243          | 254          | 43                  | 15.0          | 29               | 9                     | 120          | 53          | 1 847                    | 908          |
| 1990 to 1994 .....                                       | 1 926               | 84           | 1 842         | 1 637         | 1 342         | 295          | 205          | 17                  | 5.4           | 34               | 23                    | 104          | 28          | –                        | 629          |
| 1985 to 1989 .....                                       | 1 713               | 101          | 1 613         | 1 404         | 1 086         | 318          | 209          | 43                  | 11.7          | 29               | 6                     | 87           | 45          | –                        | 479          |
| 1980 to 1984 .....                                       | 1 783               | 109          | 1 674         | 1 483         | 1 028         | 454          | 191          | 29                  | 6.0           | 18               | 8                     | 104          | 32          | –                        | 460          |
| 1975 to 1979 .....                                       | 3 210               | 185          | 3 025         | 2 696         | 2 048         | 649          | 329          | 87                  | 11.4          | 15               | 28                    | 109          | 91          | –                        | 629          |
| 1970 to 1974 .....                                       | 2 887               | 219          | 2 668         | 2 344         | 1 696         | 649          | 324          | 93                  | 12.4          | 27               | 22                    | 130          | 52          | –                        | 661          |
| 1960 to 1969 .....                                       | 3 165               | 249          | 2 916         | 2 584         | 1 967         | 617          | 333          | 62                  | 9.0           | 29               | 29                    | 131          | 81          | –                        | 399          |
| 1950 to 1959 .....                                       | 2 664               | 250          | 2 414         | 2 161         | 1 654         | 507          | 254          | 52                  | 9.2           | 34               | 13                    | 78           | 77          | –                        | 104          |
| 1940 to 1949 .....                                       | 1 827               | 114          | 1 713         | 1 491         | 1 076         | 416          | 222          | 51                  | 10.8          | 22               | 21                    | 52           | 76          | –                        | 21           |
| 1930 to 1939 .....                                       | 1 678               | 110          | 1 568         | 1 344         | 925           | 419          | 223          | 42                  | 8.8           | 22               | 23                    | 46           | 91          | –                        | 23           |
| 1920 to 1929 .....                                       | 1 158               | 40           | 1 117         | 997           | 734           | 263          | 120          | 33                  | 10.9          | 10               | 6                     | 29           | 43          | –                        | –            |
| 1919 or earlier .....                                    | 3 244               | 93           | 3 152         | 2 787         | 1 994         | 792          | 365          | 81                  | 9.1           | 35               | 23                    | 88           | 138         | –                        | –            |
| <b>Median</b> .....                                      | <b>1970</b>         | <b>1968</b>  | <b>1970</b>   | <b>1970</b>   | <b>1971</b>   | <b>1967</b>  | <b>1970</b>  | <b>1969</b>         | <b>...</b>    | <b>1970</b>      | <b>1967</b>           | <b>1974</b>  | <b>1957</b> | <b>...</b>               | <b>1983</b>  |
| <b>Suitability for Year-Round Use<sup>2</sup></b>        |                     |              |               |               |               |              |              |                     |               |                  |                       |              |             |                          |              |
| Built and heated for year-round use .....                | 26 970              | 1 051        | 25 919        | 22 891        | 17 269        | 5 622        | 3 028        | 633                 | 10.0          | 304              | 209                   | 1 077        | 806         | 1 837                    | 4 186        |
| Not suitable .....                                       | 536                 | 536          | –             | –             | –             | –            | –            | –                   | –             | –                | –                     | –            | –           | 10                       | 118          |
| Not reported .....                                       | 49                  | 49           | –             | –             | –             | –            | –            | –                   | –             | –                | –                     | –            | –           | –                        | 10           |
| <b>Time Sharing</b>                                      |                     |              |               |               |               |              |              |                     |               |                  |                       |              |             |                          |              |
| Vacant, including URE .....                              | ...                 | 1 636        | ...           | ...           | ...           | ...          | 3 028        | 633                 | 87.2          | 304              | 209                   | 1 077        | 806         | 277                      | 899          |
| Ownership time-shared .....                              | ...                 | 9            | ...           | ...           | ...           | ...          | 15           | –                   | –             | –                | –                     | 15           | –           | –                        | 2            |
| Not time-shared .....                                    | ...                 | 1 628        | ...           | ...           | ...           | ...          | 3 014        | 633                 | 87.2          | 304              | 209                   | 1 063        | 806         | 277                      | 897          |
| <b>Duration of Vacancy</b>                               |                     |              |               |               |               |              |              |                     |               |                  |                       |              |             |                          |              |
| Vacant units .....                                       | ...                 | 1 208        | ...           | ...           | ...           | ...          | 2 633        | 633                 | 87.9          | 304              | 209                   | 682          | 806         | 230                      | 742          |
| Less than 1 month vacant .....                           | ...                 | 376          | ...           | ...           | ...           | ...          | 484          | 161                 | 88.7          | 24               | 53                    | 169          | 77          | 67                       | 173          |
| 1 month up to 2 months .....                             | ...                 | 30           | ...           | ...           | ...           | ...          | 135          | 75                  | 89.8          | 13               | 13                    | 18           | 16          | 6                        | 10           |
| 2 months up to 6 months .....                            | ...                 | 93           | ...           | ...           | ...           | ...          | 441          | 154                 | 74.9          | 80               | 74                    | 60           | 73          | 36                       | 107          |
| 6 months up to 1 year .....                              | ...                 | 55           | ...           | ...           | ...           | ...          | 207          | 41                  | 91.0          | 59               | 17                    | 45           | 45          | 9                        | 65           |
| 1 year up to 2 years .....                               | ...                 | 33           | ...           | ...           | ...           | ...          | 223          | 40                  | 100.0         | 22               | 8                     | 32           | 122         | 16                       | 59           |
| 2 years or more .....                                    | ...                 | 214          | ...           | ...           | ...           | ...          | 547          | 47                  | 100.0         | 36               | 25                    | 129          | 310         | 4                        | 118          |
| Never occupied .....                                     | ...                 | 127          | ...           | ...           | ...           | ...          | 92           | 6                   | 100.0         | 14               | 2                     | 53           | 18          | 46                       | 60           |
| Don't know .....   | ...                 | 281          | ...           | ...           | ...           | ...          | 504          | 108                 | 97.9          | 55               | 17                    | 177          | 146         | 45                       | 152          |
| <b>Last Used as a Permanent Residence</b>                |                     |              |               |               |               |              |              |                     |               |                  |                       |              |             |                          |              |
| Vacant seasonal .....                                    | ...                 | 1 636        | ...           | ...           | ...           | ...          | ...          | ...                 | ...           | ...              | ...                   | ...          | ...         | 71                       | 331          |
| Less than 1 month since occupied as permanent home ..... | ...                 | 65           | ...           | ...           | ...           | ...          | ...          | ...                 | ...           | ...              | ...                   | ...          | ...         | 5                        | 12           |
| 1 month up to 2 months .....                             | ...                 | 5            | ...           | ...           | ...           | ...          | ...          | ...                 | ...           | ...              | ...                   | ...          | ...         | –                        | –            |
| 2 months up to 6 months .....                            | ...                 | 10           | ...           | ...           | ...           | ...          | ...          | ...                 | ...           | ...              | ...                   | ...          | ...         | 2                        | –            |
| 6 months up to 1 year .....                              | ...                 | 32           | ...           | ...           | ...           | ...          | ...          | ...                 | ...           | ...              | ...                   | ...          | ...         | 1                        | 9            |
| 1 year up to 2 years .....                               | ...                 | 48           | ...           | ...           | ...           | ...          | ...          | ...                 | ...           | ...              | ...                   | ...          | ...         | –                        | 17           |
| 2 years or more .....                                    | ...                 | 335          | ...           | ...           | ...           | ...          | ...          | ...                 | ...           | ...              | ...                   | ...          | ...         | –                        | 50           |
| Never occupied as permanent home .....                   | ...                 | 893          | ...           | ...           | ...           | ...          | ...          | ...                 | ...           | ...              | ...                   | ...          | ...         | 46                       | 172          |
| Don't know .....   | ...                 | 248          | ...           | ...           | ...           | ...          | ...          | ...                 | ...           | ...              | ...                   | ...          | ...         | 17                       | 70           |
| Not reported .....                                       | ...                 | –            | ...           | ...           | ...           | ...          | ...          | ...                 | ...           | ...              | ...                   | ...          | ...         | –                        | –            |
| <b>Metropolitan/Nonmetropolitan Areas</b>                |                     |              |               |               |               |              |              |                     |               |                  |                       |              |             |                          |              |
| Inside metropolitan statistical areas .....              | ...                 | ...          | ...           | ...           | ...           | ...          | ...          | ...                 | ...           | ...              | ...                   | ...          | ...         | ...                      | ...          |
| In central cities .....                                  | ...                 | ...          | ...           | ...           | ...           | ...          | ...          | ...                 | ...           | ...              | ...                   | ...          | ...         | ...                      | ...          |
| Suburbs .....  | ...                 | ...          | ...           | ...           | ...           | ...          | ...          | ...                 | ...           | ...              | ...                   | ...          | ...         | ...                      | ...          |
| Outside metropolitan statistical areas .....             | 27 555              | 1 636        | 25 919        | 22 891        | 17 269        | 5 622        | 3 028        | 633                 | 10.0          | 304              | 209                   | 1 077        | 806         | 1 847                    | 4 314        |
| <b>Regions</b>   |                     |              |               |               |               |              |              |                     |               |                  |                       |              |             |                          |              |
| Northeast .....  | 3 198               | 356          | 2 842         | 2 622         | 1 926         | 697          | 220          | 51                  | 6.9           | 23               | 7                     | 94           | 45          | 97                       | 284          |
| Midwest .....  | 8 332               | 573          | 7 759         | 7 090         | 5 500         | 1 590        | 669          | 175                 | 9.8           | 69               | 38                    | 228          | 159         | 411                      | 814          |
| South .....  | 11 839              | 404          | 11 435        | 9 721         | 7 431         | 2 290        | 1 714        | 334                 | 12.7          | 161              | 76                    | 622          | 521         | 1 069                    | 2 521        |
| West .....   | 4 186               | 303          | 3 882         | 3 458         | 2 412         | 1 046        | 425          | 73                  | 6.1           | 50               | 88                    | 133          | 81          | 270                      | 695          |
| <b>Urbanized Areas</b>                                   |                     |              |               |               |               |              |              |                     |               |                  |                       |              |             |                          |              |
| Inside urbanized areas .....                             | ...                 | ...          | ...           | ...           | ...           | ...          | ...          | ...                 | ...           | ...              | ...                   | ...          | ...         | ...                      | ...          |
| In central cities of MSAs .....                          | ...                 | ...          | ...           | ...           | ...           | ...          | ...          | ...                 | ...           | ...              | ...                   | ...          | ...         | ...                      | ...          |
| Urban fringe .....                                       | ...                 | ...          | ...           | ...           | ...           | ...          | ...          | ...                 | ...           | ...              | ...                   | ...          | ...         | ...                      | ...          |
| Outside urbanized areas .....                            | ...                 | ...          | ...           | ...           | ...           | ...          | ...          | ...                 | ...           | ...              | ...                   | ...          | ...         | ...                      | ...          |
| Other urban .....  | ...                 | ...          | ...           | ...           | ...           | ...          | ...          | ...                 | ...           | ...              | ...                   | ...          | ...         | ...                      | ...          |
| Rural .....  | ...                 | ...          | ...           | ...           | ...           | ...          | ...          | ...                 | ...           | ...              | ...                   | ...          | ...         | ...                      | ...          |

**Table 1D-1. Introductory Characteristics—All Housing Units—Outside Metropolitan Statistical Areas—Con.**

[Numbers in thousands. Consistent with the 1990 Census. ... means not applicable or sample too small. — means zero or rounds to zero]

| Characteristics                                 | Total housing units | Seasonal | Year-round |          |        |        |        |          |                     |               |                |                    |              | New construction 4 years | Mobile homes |
|---|---------------------|----------|------------|----------|--------|--------|--------|----------|---------------------|---------------|----------------|--------------------|--------------|--------------------------|--------------|
|   |                     |          | Total      | Occupied |        |        | Vacant |          |                     |               |                |                    |              |                          |              |
|   |                     |          |            | Total    | Owner  | Renter | Total  | For rent | Rental vacancy rate | For sale only | Rented or sold | Occasional use/URE | Other vacant |                          |              |
| <b>Place Size</b>                               |                     |          |            |          |        |        |        |          |                     |               |                |                    |              |                          |              |
| Less than 2,500 persons .....                   | 3 311               | 115      | 3 197      | 2 815    | 2 001  | 814    | 382    | 98       | 10.7                | 37            | 51             | 76                 | 121          | 134                      | 452          |
| 2,500 to 9,999 persons .....                    | 3 850               | 64       | 3 786      | 3 336    | 2 237  | 1 099  | 450    | 155      | 12.2                | 51            | 23             | 123                | 98           | 104                      | 281          |
| 10,000 to 19,999 persons .....                  | 2 763               | 12       | 2 751      | 2 437    | 1 471  | 966    | 314    | 107      | 9.5                 | 25            | 58             | 72                 | 52           | 87                       | 100          |
| 20,000 to 49,999 persons .....                  | 2 079               | 24       | 2 056      | 1 895    | 1 067  | 827    | 161    | 76       | 8.3                 | 17            | 11             | 34                 | 23           | 91                       | 85           |
| 50,000 to 99,999 persons .....                  | 31                  | —        | 31         | 31       | 21     | 10     | —      | —        | —                   | —             | —              | —                  | —            | 10                       | —            |
| 100,000 to 249,999 persons .....                | —                   | —        | —          | —        | —      | —      | —      | —        | —                   | —             | —              | —                  | —            | —                        | —            |
| 250,000 to 499,999 persons .....                | —                   | —        | —          | —        | —      | —      | —      | —        | —                   | —             | —              | —                  | —            | —                        | —            |
| 500,000 to 999,999 persons .....                | —                   | —        | —          | —        | —      | —      | —      | —        | —                   | —             | —              | —                  | —            | —                        | —            |
| 1,000,000 persons or more .....                 | —                   | —        | —          | —        | —      | —      | —      | —        | —                   | —             | —              | —                  | —            | —                        | —            |
| <b>Homes Currently for Sale or Rent</b>         |                     |          |            |          |        |        |        |          |                     |               |                |                    |              |                          |              |
| Up for rent only .....                          | ...                 | ...      | ...        | ...      | 16     | ...    | ...    | 576      | ...                 | —             | ...            | 94                 | —            | 40                       | 93           |
| Up for rent or for sale .....                   | ...                 | ...      | ...        | ...      | 8      | ...    | ...    | 57       | ...                 | —             | ...            | 8                  | —            | 2                        | 10           |
| For sale only .....                             | ...                 | ...      | ...        | ...      | 296    | ...    | ...    | —        | ...                 | 304           | ...            | 15                 | —            | 42                       | 65           |
| Not on the market .....                         | ...                 | ...      | ...        | ...      | 16 000 | ...    | ...    | —        | ...                 | —             | ...            | 960                | 806          | 1 320                    | 2 499        |
| Not reported .....                              | ...                 | ...      | ...        | ...      | 949    | ...    | ...    | —        | ...                 | —             | ...            | —                  | —            | 185                      | 696          |
| <b>Reasons for Extra Unit Owned<sup>3</sup></b> |                     |          |            |          |        |        |        |          |                     |               |                |                    |              |                          |              |
| Extra units .....                               | 2 686               | 1 609    | 1 077      | —        | —      | —      | 1 077  | —        | —                   | —             | —              | 1 077              | —            | 169                      | 529          |
| Previous usual residence .....                  | 313                 | 126      | 187        | —        | —      | —      | 187    | —        | —                   | —             | —              | 187                | —            | 5                        | 52           |
| Used for recreational purposes .....            | 1 698               | 1 156    | 542        | —        | —      | —      | 542    | —        | —                   | —             | —              | 542                | —            | 109                      | 359          |
| Investment purposes .....                       | 414                 | 199      | 215        | —        | —      | —      | 215    | —        | —                   | —             | —              | 215                | —            | 41                       | 39           |
| Unable to sell property .....                   | 66                  | 35       | 30         | —        | —      | —      | 30     | —        | —                   | —             | —              | 30                 | —            | 27                       | 34           |
| Inherited property .....                        | 136                 | 84       | 52         | —        | —      | —      | 52     | —        | —                   | —             | —              | 52                 | —            | —                        | 12           |
| Other reasons .....                             | 351                 | 186      | 165        | —        | —      | —      | 165    | —        | —                   | —             | —              | 165                | —            | 20                       | 83           |
| Not reported .....                              | 114                 | 68       | 46         | —        | —      | —      | 46     | —        | —                   | —             | —              | 46                 | —            | 3                        | 7            |
| <b>Location of Extra Unit</b>                   |                     |          |            |          |        |        |        |          |                     |               |                |                    |              |                          |              |
| Within 150 miles of current residence .....     | 1 489               | 861      | 629        | —        | —      | —      | 629    | —        | —                   | —             | —              | 629                | —            | 86                       | 289          |
| 150 miles or more from current residence .....  | 856                 | 560      | 296        | —        | —      | —      | 296    | —        | —                   | —             | —              | 296                | —            | 55                       | 173          |
| Not reported .....                              | 340                 | 188      | 152        | —        | —      | —      | 152    | —        | —                   | —             | —              | 152                | —            | 28                       | 68           |
| <b>Nights Owner Spent at Extra Unit</b>         |                     |          |            |          |        |        |        |          |                     |               |                |                    |              |                          |              |
| 0-2 nights .....                                | 646                 | 356      | 289        | —        | —      | —      | 289    | —        | —                   | —             | —              | 289                | —            | 32                       | 112          |
| 3-7 nights .....                                | 124                 | 85       | 39         | —        | —      | —      | 39     | —        | —                   | —             | —              | 39                 | —            | 6                        | 24           |
| 8 nights or more .....                          | 1 462               | 898      | 564        | —        | —      | —      | 564    | —        | —                   | —             | —              | 564                | —            | 102                      | 313          |
| Not reported .....                              | 454                 | 270      | 185        | —        | —      | —      | 185    | —        | —                   | —             | —              | 185                | —            | 30                       | 80           |
| <b>Nights Owner Rented Extra Unit</b>           |                     |          |            |          |        |        |        |          |                     |               |                |                    |              |                          |              |
| 0-2 nights .....                                | 1 904               | 1 192    | 712        | —        | —      | —      | 712    | —        | —                   | —             | —              | 712                | —            | 121                      | 432          |
| 3-7 nights .....                                | 15                  | 5        | 9          | —        | —      | —      | 9      | —        | —                   | —             | —              | 9                  | —            | 2                        | —            |
| 8 nights or more .....                          | 372                 | 182      | 190        | —        | —      | —      | 190    | —        | —                   | —             | —              | 190                | —            | 25                       | 23           |
| Not reported .....                              | 395                 | 229      | 166        | —        | —      | —      | 166    | —        | —                   | —             | —              | 166                | —            | 22                       | 74           |

<sup>1</sup>For mobile home, oldest category is 1939 or earlier.

<sup>2</sup>If occupied year-round, assumed to be suitable for year-round use.

<sup>3</sup>Figures may not add to total because more than one category may apply to a unit.

**Table 1D-2. Height and Condition of Building—All Housing Units—Outside Metropolitan Statistical Areas**

[Numbers in thousands. Consistent with the 1990 Census. ... means not applicable or sample too small. — means zero or rounds to zero]

| Characteristics   | Total housing units | Seasonal     | Year-round    |               |               |              |              |                     |               |                  |                       |              |            | New construction 4 years | Mobile homes |
|---|---------------------|--------------|---------------|---------------|---------------|--------------|--------------|---------------------|---------------|------------------|-----------------------|--------------|------------|--------------------------|--------------|
|   |                     |              | Occupied      |               |               | Vacant       |              |                     |               |                  |                       |              |            |                          |              |
|   |                     |              | Total         | Owner         | Renter        | Total        | For rent     | Rental vacancy rate | For sale only | Rent- ed or sold | Occa- sional use/ URE | Other vacant |            |                          |              |
| <b>Total</b> .....  | <b>27 555</b>       | <b>1 636</b> | <b>25 919</b> | <b>22 891</b> | <b>17 269</b> | <b>5 622</b> | <b>3 028</b> | <b>633</b>          | <b>10.0</b>   | <b>304</b>       | <b>209</b>            | <b>1 077</b> | <b>806</b> | <b>1 847</b>             | <b>4 314</b> |
| <b>Stories in Structure<sup>1</sup></b>                   |                     |              |               |               |               |              |              |                     |               |                  |                       |              |            |                          |              |
| 1 .....   | ...                 | 787          | ...           | ...           | 6 460         | 2 293        | ...          | 227                 | 8.9           | 150              | 45                    | 381          | 396        | 435                      | ...          |
| 2 .....   | ...                 | 361          | ...           | ...           | 4 959         | 1 761        | ...          | 228                 | 11.2          | 86               | 80                    | 282          | 134        | 386                      | ...          |
| 3 .....   | ...                 | 138          | ...           | ...           | 2 845         | 752          | ...          | 68                  | 8.0           | 30               | 43                    | 137          | 75         | 206                      | ...          |
| 4 to 6 .....  | ...                 | 14           | ...           | ...           | 210           | 166          | ...          | 17                  | 9.2           | —                | —                     | 38           | 18         | 8                        | ...          |
| 7 or more .....   | ...                 | 5            | ...           | ...           | —             | 30           | ...          | 3                   | 8.1           | —                | —                     | 22           | 2          | 3                        | ...          |
| <b>Stories Between Main and Apartment Entrances</b>       |                     |              |               |               |               |              |              |                     |               |                  |                       |              |            |                          |              |
| Multiunits, 2 or more floors .....                        | ...                 | 73           | ...           | ...           | 171           | 1 645        | ...          | 242                 | 12.5          | 7                | 57                    | 188          | 47         | 125                      | ...          |
| None (on same floor) .....                                | ...                 | 20           | ...           | ...           | 105           | 714          | ...          | 82                  | 10.0          | 7                | 26                    | 69           | 14         | 44                       | ...          |
| 1 (up or down) .....                                      | ...                 | 15           | ...           | ...           | 37            | 485          | ...          | 74                  | 12.8          | —                | 18                    | 47           | 20         | 39                       | ...          |
| 2 or more (up or down) .....                              | ...                 | 38           | ...           | ...           | 30            | 446          | ...          | 86                  | 15.8          | —                | 12                    | 72           | 14         | 41                       | ...          |
| <b>Common Stairways</b>                                   |                     |              |               |               |               |              |              |                     |               |                  |                       |              |            |                          |              |
| Multiunits, 2 or more floors .....                        | ...                 | 73           | ...           | ...           | 171           | 1 645        | ...          | 242                 | 12.5          | 7                | 57                    | 188          | 47         | 125                      | ...          |
| No common stairways .....                                 | ...                 | 12           | ...           | ...           | 40            | 281          | ...          | 31                  | 9.6           | 4                | 8                     | 18           | 7          | 22                       | ...          |
| With common stairways .....                               | ...                 | 61           | ...           | ...           | 129           | 1 329        | ...          | 209                 | 13.2          | 3                | 49                    | 170          | 41         | 101                      | ...          |
| No loose steps .....                                      | ...                 | 54           | ...           | ...           | 107           | 1 174        | ...          | 185                 | 13.2          | 3                | 49                    | 147          | 32         | 83                       | ...          |
| Railings not loose .....                                  | ...                 | 46           | ...           | ...           | 84            | 937          | ...          | 162                 | 14.2          | 3                | 46                    | 138          | 29         | 69                       | ...          |
| Railings loose .....                                      | ...                 | 7            | ...           | ...           | 20            | 162          | ...          | 14                  | 7.9           | —                | 3                     | 9            | 3          | 14                       | ...          |
| No railings .....   | ...                 | 1            | ...           | ...           | 2             | 51           | ...          | 7                   | 11.9          | —                | —                     | —            | —          | —                        | ...          |
| Status of railings not reported .....                     | ...                 | —            | ...           | ...           | —             | 24           | ...          | 2                   | 9.1           | —                | —                     | —            | —          | —                        | ...          |
| Loose steps .....   | ...                 | 7            | ...           | ...           | 23            | 155          | ...          | 24                  | 13.2          | —                | —                     | 23           | 9          | 17                       | ...          |
| Railings not loose .....                                  | ...                 | 5            | ...           | ...           | 20            | 111          | ...          | 21                  | 16.0          | —                | —                     | 23           | 9          | 17                       | ...          |
| Railings loose .....                                      | ...                 | —            | ...           | ...           | 3             | 36           | ...          | 2                   | 6.3           | —                | —                     | —            | —          | —                        | ...          |
| No railings .....   | ...                 | 2            | ...           | ...           | —             | 9            | ...          | —                   | —             | —                | —                     | —            | —          | —                        | ...          |
| Status of railings not reported .....                     | ...                 | —            | ...           | ...           | —             | —            | ...          | —                   | —             | —                | —                     | —            | —          | —                        | ...          |
| Status of stairways not reported .....                    | ...                 | —            | ...           | ...           | 2             | 35           | ...          | 2                   | 6.4           | —                | —                     | —            | —          | 3                        | ...          |
| <b>Light Fixtures in Public Halls</b>                     |                     |              |               |               |               |              |              |                     |               |                  |                       |              |            |                          |              |
| 2 or more units in structure .....                        | ...                 | 83           | ...           | ...           | 212           | 2 303        | ...          | 287                 | 10.8          | 10               | 62                    | 203          | 54         | 157                      | ...          |
| No public halls .....                                     | ...                 | 17           | ...           | ...           | 62            | 652          | ...          | 85                  | 11.3          | 2                | 11                    | 24           | 13         | 30                       | ...          |
| No light fixtures in public halls .....                   | ...                 | 2            | ...           | ...           | 6             | 98           | ...          | 12                  | 10.7          | 4                | 2                     | 6            | 1          | 7                        | ...          |
| All in working order .....                                | ...                 | 58           | ...           | ...           | 125           | 1 336        | ...          | 156                 | 10.1          | 3                | 46                    | 171          | 32         | 106                      | ...          |
| Some in working order .....                               | ...                 | —            | ...           | ...           | —             | 24           | ...          | 2                   | 8.3           | 1                | —                     | —            | —          | —                        | ...          |
| None in working order .....                               | ...                 | 6            | ...           | ...           | 14            | 130          | ...          | 13                  | 9.0           | —                | 3                     | 2            | 4          | 7                        | ...          |
| Not reported .....  | ...                 | —            | ...           | ...           | 5             | 64           | ...          | 19                  | 23.1          | —                | —                     | —            | 3          | 8                        | ...          |
| <b>Elevator on Floor</b>                                  |                     |              |               |               |               |              |              |                     |               |                  |                       |              |            |                          |              |
| Multiunits, 2 or more floors .....                        | ...                 | 73           | ...           | ...           | 171           | 1 645        | ...          | 242                 | 12.5          | 7                | 57                    | 188          | 47         | 125                      | ...          |
| With 1 or more elevators working .....                    | ...                 | 12           | ...           | ...           | 3             | 221          | ...          | 32                  | 12.5          | —                | —                     | 44           | 7          | 7                        | ...          |
| With elevator, none in working condition .....            | ...                 | 2            | ...           | ...           | —             | 6            | ...          | 2                   | 27.5          | —                | —                     | —            | —          | —                        | ...          |
| No elevator .....   | ...                 | 58           | ...           | ...           | 169           | 1 418        | ...          | 208                 | 12.4          | 7                | 57                    | 144          | 41         | 118                      | ...          |
| Units 3 or more floors from main entrance .....           | ...                 | 11           | ...           | ...           | 1             | 66           | ...          | 9                   | 12.5          | —                | —                     | 15           | —          | 9                        | ...          |
| <b>Foundation</b>   |                     |              |               |               |               |              |              |                     |               |                  |                       |              |            |                          |              |
| 1 unit bldg. excl. mobile homes .....                     | ...                 | 1 222        | ...           | ...           | 14 261        | 2 700        | ...          | 255                 | 8.6           | 256              | 106                   | 657          | 570        | 881                      | ...          |
| With basement under all of building .....                 | ...                 | 157          | ...           | ...           | 4 661         | 462          | ...          | 29                  | 5.9           | 66               | 20                    | 114          | 94         | 279                      | ...          |
| With basement under part of building .....                | ...                 | 79           | ...           | ...           | 2 115         | 370          | ...          | 29                  | 7.1           | 20               | 18                    | 43           | 55         | 64                       | ...          |
| With crawl space .....                                    | ...                 | 482          | ...           | ...           | 5 140         | 1 222        | ...          | 134                 | 9.8           | 116              | 46                    | 316          | 289        | 302                      | ...          |
| On concrete slab .....                                    | ...                 | 305          | ...           | ...           | 2 218         | 616          | ...          | 54                  | 8.0           | 49               | 14                    | 131          | 98         | 217                      | ...          |
| Other .....   | ...                 | 198          | ...           | ...           | 128           | 31           | ...          | 10                  | 24.1          | 5                | 8                     | 53           | 34         | 19                       | ...          |
| <b>External Building Conditions<sup>2</sup></b>           |                     |              |               |               |               |              |              |                     |               |                  |                       |              |            |                          |              |
| Sagging roof .....  | 1 015               | 81           | 935           | 687           | 470           | 217          | 247          | 18                  | 7.5           | 11               | 11                    | 58           | 150        | 23                       | 177          |
| Missing roofing material .....                            | 1 277               | 77           | 1 200         | 901           | 595           | 306          | 299          | 36                  | 10.5          | 24               | 6                     | 59           | 174        | 21                       | 145          |
| Hole in roof .....  | 724                 | 58           | 666           | 512           | 328           | 184          | 154          | 10                  | 5.2           | 9                | 2                     | 30           | 104        | 36                       | 152          |
| Missing bricks, siding, other outside wall material ..... | 1 067               | 75           | 992           | 723           | 464           | 258          | 270          | 38                  | 12.4          | 13               | 9                     | 48           | 161        | 28                       | 139          |
| Sloping outside walls .....                               | 729                 | 53           | 676           | 464           | 299           | 165          | 212          | 27                  | 13.7          | 5                | 7                     | 37           | 136        | 16                       | 142          |
| Boarded up windows .....                                  | 434                 | 38           | 396           | 219           | 149           | 70           | 177          | 26                  | 27.2          | 14               | 2                     | 29           | 106        | 16                       | 73           |
| Broken windows .....                                      | 1 520               | 68           | 1 452         | 1 183         | 755           | 428          | 269          | 33                  | 7.1           | 31               | 4                     | 46           | 154        | 34                       | 328          |
| Bars on windows .....                                     | 218                 | 2            | 216           | 198           | 150           | 47           | 18           | 4                   | 8.1           | —                | 3                     | 1            | 9          | 6                        | 7            |
| Foundation crumbling or has open crack or hole .....      | 1 035               | 41           | 994           | 769           | 499           | 270          | 225          | 22                  | 7.4           | 12               | 10                    | 34           | 148        | 15                       | 60           |
| None of the above .....                                   | 22 491              | 1 440        | 21 051        | 18 775        | 14 461        | 4 314        | 2 276        | 523                 | 10.6          | 242              | 176                   | 904          | 433        | 1 706                    | 3 438        |
| Not reported .....  | 610                 | 7            | 603           | 566           | 466           | 100          | 37           | 6                   | 5.4           | 5                | —                     | 8            | 19         | 52                       | 150          |
| <b>Site Placement</b>                                     |                     |              |               |               |               |              |              |                     |               |                  |                       |              |            |                          |              |
| Mobile homes .....  | ...                 | 331          | ...           | ...           | 2 795         | 620          | ...          | 91                  | 12.6          | 37               | 41                    | 217          | 181        | 808                      | 4 314        |
| First site .....  | ...                 | 139          | ...           | ...           | 1 869         | 204          | ...          | 36                  | 14.7          | 11               | 25                    | 117          | 89         | 635                      | 2 490        |
| Moved from another site .....                             | ...                 | 119          | ...           | ...           | 659           | 121          | ...          | 24                  | 16.3          | 10               | 8                     | 64           | 66         | 114                      | 1 071        |
| Don't know .....  | ...                 | 74           | ...           | ...           | 149           | 157          | ...          | 30                  | 16.1          | 15               | 8                     | 28           | 26         | 44                       | 487          |
| Not reported .....  | ...                 | —            | ...           | ...           | 118           | 137          | ...          | —                   | —             | 2                | —                     | 8            | —          | 16                       | 265          |

<sup>1</sup>Figures exclude mobile homes.

<sup>2</sup>Figures may not add to total because more than one category may apply to a unit.



**Table 1D-3. Size of Unit and Lot—All Housing Units—Outside Metropolitan Statistical Areas**

[Numbers in thousands. Consistent with the 1990 Census. ... means not applicable or sample too small. – means zero or rounds to zero]

| Characteristics                          | Total housing units | Seasonal     | Year-round    |               |               |              |              |                     |               |                 |                      |              |              | New construction 4 years | Mobile homes |  |
|--|---------------------|--------------|---------------|---------------|---------------|--------------|--------------|---------------------|---------------|-----------------|----------------------|--------------|--------------|--------------------------|--------------|--|
|  |                     |              | Occupied      |               |               | Vacant       |              |                     |               |                 |                      |              |              |                          |              |  |
|  |                     |              | Total         | Owner         | Renter        | Total        | For rent     | Rental vacancy rate | For sale only | Rent-ed or sold | Occa-sional use/ URE | Other vacant |              |                          |              |  |
| <b>Total</b> .....                       | <b>27 555</b>       | <b>1 636</b> | <b>25 919</b> | <b>22 891</b> | <b>17 269</b> | <b>5 622</b> | <b>3 028</b> | <b>633</b>          | <b>10.0</b>   | <b>304</b>      | <b>209</b>           | <b>1 077</b> | <b>806</b>   | <b>1 847</b>             | <b>4 314</b> |  |
| <b>Rooms</b>                             |                     |              |               |               |               |              |              |                     |               |                 |                      |              |              |                          |              |  |
| 1 room .....                             | 119                 | 52           | 67            | 38            | –             | 38           | 29           | 6                   | 14.6          | –               | –                    | 11           | 12           | 6                        | 4            |  |
| 2 rooms .....                            | 289                 | 71           | 218           | 156           | 22            | 133          | 63           | 14                  | 9.2           | 4               | –                    | 17           | 28           | 2                        | 27           |  |
| 3 rooms .....                            | 1 843               | 298          | 1 545         | 1 160         | 254           | 906          | 385          | 157                 | 14.5          | 14              | 14                   | 104          | 96           | 49                       | 204          |  |
| 4 rooms .....                            | 5 906               | 571          | 5 335         | 4 299         | 2 276         | 2 023        | 1 036        | 244                 | 10.5          | 54              | 72                   | 362          | 304          | 279                      | 1 604        |  |
| 5 rooms .....                            | 7 507               | 341          | 7 166         | 6 376         | 4 980         | 1 396        | 790          | 133                 | 8.6           | 96              | 60                   | 287          | 215          | 669                      | 1 607        |  |
| 6 rooms .....                            | 5 801               | 183          | 5 618         | 5 171         | 4 488         | 683          | 447          | 57                  | 7.6           | 70              | 27                   | 194          | 99           | 396                      | 520          |  |
| 7 rooms .....                            | 3 293               | 70           | 3 223         | 3 053         | 2 769         | 284          | 170          | 18                  | 5.8           | 25              | 23                   | 66           | 37           | 240                      | 269          |  |
| 8 rooms .....                            | 1 602               | 38           | 1 564         | 1 512         | 1 417         | 95           | 52           | 2                   | 2.2           | 15              | 6                    | 20           | 7            | 94                       | 61           |  |
| 9 rooms .....                            | 657                 | 4            | 653           | 614           | 582           | 32           | 39           | 3                   | 8.1           | 12              | 6                    | 11           | 7            | 59                       | 12           |  |
| 10 rooms or more .....                   | 539                 | 7            | 531           | 513           | 481           | 32           | 18           | –                   | –             | 14              | –                    | 4            | 1            | 53                       | 7            |  |
| <b>Bedrooms</b>                          |                     |              |               |               |               |              |              |                     |               |                 |                      |              |              |                          |              |  |
| None .....                               | 220                 | 75           | 145           | 96            | 7             | 88           | 50           | 9                   | 9.1           | –               | –                    | 16           | 25           | 6                        | 10           |  |
| 1 .....                                  | 2 313               | 323          | 1 989         | 1 543         | 433           | 1 110        | 446          | 173                 | 13.3          | 21              | 16                   | 124          | 112          | 59                       | 235          |  |
| 2 .....                                  | 8 561               | 690          | 7 871         | 6 578         | 4 029         | 2 549        | 1 292        | 289                 | 10.0          | 81              | 69                   | 481          | 372          | 356                      | 1 951        |  |
| 3 .....                                  | 12 470              | 451          | 12 019        | 11 013        | 9 497         | 1 516        | 1 006        | 144                 | 8.5           | 147             | 103                  | 354          | 259          | 1 163                    | 1 897        |  |
| 4 or more .....                          | 3 991               | 96           | 3 895         | 3 661         | 3 302         | 359          | 234          | 18                  | 4.8           | 55              | 21                   | 102          | 37           | 262                      | 220          |  |
| <b>Complete Bathrooms</b>                |                     |              |               |               |               |              |              |                     |               |                 |                      |              |              |                          |              |  |
| None .....                               | 933                 | 334          | 599           | 202           | 111           | 91           | 396          | 38                  | 28.3          | 13              | 7                    | 75           | 263          | 20                       | 188          |  |
| 1 .....                                  | 12 608              | 857          | 11 752        | 10 198        | 6 131         | 4 066        | 1 554        | 470                 | 10.2          | 111             | 108                  | 500          | 365          | 232                      | 1 679        |  |
| 1 and one-half .....                     | 3 932               | 116          | 3 816         | 3 582         | 2 963         | 619          | 235          | 47                  | 7.0           | 31              | 16                   | 87           | 53           | 108                      | 424          |  |
| 2 or more .....                          | 10 082              | 329          | 9 753         | 8 909         | 8 063         | 847          | 843          | 79                  | 8.4           | 148             | 77                   | 415          | 125          | 1 487                    | 2 023        |  |
| <b>Square Footage of Unit</b>            |                     |              |               |               |               |              |              |                     |               |                 |                      |              |              |                          |              |  |
| Single detached and mobile homes .....   | 23 635              | 1 493        | 22 143        | 19 870        | 16 863        | 3 007        | 2 273        | 294                 | 8.8           | 283             | 137                  | 830          | 729          | 1 626                    | 4 314        |  |
| Less than 500 .....                      | 612                 | 216          | 395           | 288           | 193           | 95           | 107          | 18                  | 15.3          | 2               | 3                    | 40           | 45           | 46                       | 256          |  |
| 500 to 749 .....                         | 1 480               | 316          | 1 164         | 896           | 574           | 322          | 268          | 54                  | 14.3          | 11              | 14                   | 83           | 105          | 30                       | 671          |  |
| 750 to 999 .....                         | 2 751               | 270          | 2 481         | 2 036         | 1 513         | 523          | 445          | 68                  | 11.3          | 32              | 9                    | 193          | 143          | 125                      | 1 193        |  |
| 1,000 to 1,499 .....                     | 6 326               | 261          | 6 065         | 5 485         | 4 580         | 905          | 580          | 84                  | 8.4           | 80              | 52                   | 193          | 172          | 463                      | 1 166        |  |
| 1,500 to 1,999 .....                     | 4 638               | 143          | 4 495         | 4 161         | 3 644         | 517          | 334          | 44                  | 7.8           | 69              | 28                   | 106          | 88           | 340                      | 449          |  |
| 2,000 to 2,499 .....                     | 2 873               | 64           | 2 809         | 2 667         | 2 475         | 192          | 142          | 14                  | 6.9           | 25              | 7                    | 62           | 35           | 188                      | 111          |  |
| 2,500 to 2,999 .....                     | 1 347               | 47           | 1 300         | 1 230         | 1 145         | 85           | 71           | 4                   | 4.0           | 8               | 6                    | 35           | 19           | 81                       | 20           |  |
| 3,000 to 3,999 .....                     | 1 214               | 34           | 1 180         | 1 119         | 1 040         | 79           | 61           | –                   | –             | 13              | 11                   | 23           | 15           | 90                       | 11           |  |
| 4,000 or more .....                      | 880                 | 21           | 859           | 816           | 775           | 41           | 44           | –                   | –             | 10              | –                    | 22           | 11           | 73                       | 20           |  |
| Not reported (includes don't know) ..... | 1 515               | 121          | 1 393         | 1 173         | 926           | 248          | 220          | 9                   | 3.5           | 33              | 8                    | 75           | 96           | 190                      | 416          |  |
| <b>Median</b> .....                      | <b>1 491</b>        | <b>892</b>   | <b>1 530</b>  | <b>1 577</b>  | <b>1 652</b>  | <b>1 242</b> | <b>1 178</b> | <b>1 017</b>        | <b>...</b>    | <b>1 494</b>    | <b>1 372</b>         | <b>1 162</b> | <b>1 068</b> | <b>1 579</b>             | <b>964</b>   |  |
| <b>Lot Size<sup>1</sup></b>              |                     |              |               |               |               |              |              |                     |               |                 |                      |              |              |                          |              |  |
| Less than one-eighth acre .....          | 2 209               | 248          | 1 961         | 1 640         | 1 170         | 471          | 321          | 79                  | 14.3          | 26              | 36                   | 88           | 92           | 163                      | 702          |  |
| One-eighth up to one-quarter acre .....  | 5 013               | 402          | 4 611         | 4 016         | 3 011         | 1 005        | 595          | 108                 | 9.6           | 62              | 36                   | 222          | 167          | 234                      | 820          |  |
| One-quarter up to one-half acre .....    | 3 046               | 196          | 2 850         | 2 487         | 2 113         | 374          | 363          | 46                  | 10.9          | 68              | 13                   | 124          | 113          | 164                      | 286          |  |
| One-half up to one acre .....            | 3 560               | 167          | 3 392         | 3 072         | 2 651         | 421          | 320          | 42                  | 9.0           | 39              | 17                   | 111          | 111          | 175                      | 614          |  |
| 1 up to 5 acres .....                    | 6 619               | 274          | 6 345         | 5 891         | 5 178         | 713          | 454          | 41                  | 5.4           | 58              | 30                   | 173          | 152          | 637                      | 1 259        |  |
| 5 up to 10 acres .....                   | 1 297               | 70           | 1 227         | 1 177         | 1 080         | 97           | 50           | 3                   | 3.1           | 7               | 3                    | 26           | 11           | 118                      | 291          |  |
| 10 acres or more .....                   | 2 390               | 151          | 2 238         | 1 992         | 1 790         | 202          | 246          | 13                  | 5.9           | 29              | 13                   | 94           | 97           | 165                      | 337          |  |
| <b>Median</b> .....                      | <b>.75</b>          | <b>.38</b>   | <b>.78</b>    | <b>.82</b>    | <b>.92</b>    | <b>.36</b>   | <b>.43</b>   | <b>.23</b>          | <b>...</b>    | <b>.46</b>      | <b>.28</b>           | <b>.47</b>   | <b>.50</b>   | <b>1.58</b>              | <b>.78</b>   |  |

<sup>1</sup>Does not include multiunits, cooperatives, or condominiums.

**Table 1D-4. Selected Equipment and Plumbing—All Housing Units—Outside Metropolitan Statistical Areas**

[Numbers in thousands. Consistent with the 1990 Census. .... means not applicable or sample too small. — means zero or rounds to zero]

| Characteristics   | Total housing units | Seasonal     | Year-round    |               |               |              |              |                     |               |                  |                       |              |            | New construction 4 years | Mobile homes |
|---|---------------------|--------------|---------------|---------------|---------------|--------------|--------------|---------------------|---------------|------------------|-----------------------|--------------|------------|--------------------------|--------------|
|   |                     |              | Occupied      |               |               |              | Vacant       |                     |               |                  |                       |              |            |                          |              |
|   |                     |              | Total         | Owner         | Renter        | Total        | For rent     | Rental vacancy rate | For sale only | Rent- ed or sold | Occa- sional use/ URE | Other vacant |            |                          |              |
| <b>Total</b> .....  | <b>27 555</b>       | <b>1 636</b> | <b>25 919</b> | <b>22 891</b> | <b>17 269</b> | <b>5 622</b> | <b>3 028</b> | <b>633</b>          | <b>10.0</b>   | <b>304</b>       | <b>209</b>            | <b>1 077</b> | <b>806</b> | <b>1 847</b>             | <b>4 314</b> |
| <b>Equipment<sup>1</sup></b>  |                     |              |               |               |               |              |              |                     |               |                  |                       |              |            |                          |              |
| Lacking complete kitchen facilities .....                             | 1 467               | 250          | 1 217         | 271           | 109           | 162          | 946          | 188                 | 51.9          | 102              | 55                    | 141          | 460        | 62                       | 239          |
| With complete kitchen (sink, refrigerator, and oven or burners) ..... | 26 088              | 1 386        | 24 702        | 22 620        | 17 160        | 5 460        | 2 082        | 445                 | 7.4           | 201              | 154                   | 937          | 346        | 1 785                    | 4 075        |
| Kitchen sink .....  | 27 193              | 1 536        | 25 656        | 22 817        | 17 239        | 5 577        | 2 840        | 614                 | 9.8           | 293              | 190                   | 1 047        | 695        | 1 835                    | 4 269        |
| Refrigerator .....  | 26 562              | 1 494        | 25 069        | 22 798        | 17 217        | 5 581        | 2 270        | 487                 | 7.9           | 214              | 164                   | 987          | 417        | 1 817                    | 4 178        |
| Cooking stove or range .....  | 26 413              | 1 443        | 24 970        | 22 721        | 17 174        | 5 547        | 2 249        | 500                 | 8.2           | 240              | 165                   | 969          | 375        | 1 811                    | 4 101        |
| Burners, no stove or range .....                                      | 39                  | —            | 39            | 29            | 14            | 15           | 11           | 2                   | 14.1          | —                | —                     | 2            | 6          | 2                        | 4            |
| Microwave oven only .....   | 91                  | 4            | 87            | 61            | 38            | 24           | 26           | —                   | —             | —                | 12                    | 4            | 10         | 2                        | 14           |
| Dishwasher .....  | 11 921              | 387          | 11 534        | 10 667        | 9 269         | 1 398        | 867          | 127                 | 8.3           | 124              | 64                    | 455          | 96         | 1 273                    | 1 386        |
| Washing machine .....   | 21 372              | 563          | 20 809        | 19 712        | 16 441        | 3 271        | 1 097        | 99                  | 2.9           | 114              | 59                    | 625          | 201        | 1 628                    | 3 364        |
| Clothes dryer .....   | 20 556              | 639          | 19 917        | 18 755        | 15 778        | 2 976        | 1 162        | 118                 | 3.8           | 123              | 42                    | 649          | 230        | 1 615                    | 3 119        |
| Disposal in kitchen sink .....  | 6 244               | 234          | 6 390         | 5 802         | 4 628         | 1 173        | 588          | 113                 | 8.6           | 74               | 51                    | 288          | 63         | 586                      | 286          |
| Trash compactor .....   | 723                 | 34           | 709           | 618           | 551           | 67           | 91           | 16                  | 18.7          | 14               | 6                     | 53           | 1          | 72                       | 50           |
| <b>Air conditioning:</b>  |                     |              |               |               |               |              |              |                     |               |                  |                       |              |            |                          |              |
| Central .....   | 11 975              | 300          | 11 675        | 10 633        | 8 816         | 1 817        | 1 041        | 195                 | 9.6           | 146              | 79                    | 478          | 143        | 1 420                    | 2 019        |
| Additional central .....  | 628                 | 7            | 621           | 572           | 514           | 58           | 50           | 15                  | 20.9          | 6                | 2                     | 23           | 4          | 94                       | 93           |
| 1 room unit .....   | 5 112               | 206          | 4 906         | 4 431         | 2 838         | 1 593        | 475          | 131                 | 7.5           | 40               | 21                    | 183          | 100        | 119                      | 883          |
| 2 room units .....  | 2 019               | 48           | 1 971         | 1 859         | 1 409         | 449          | 112          | 24                  | 5.1           | 27               | 7                     | 37           | 17         | 43                       | 277          |
| 3 room units or more .....  | 659                 | 11           | 648           | 596           | 482           | 114          | 52           | 15                  | 11.3          | 9                | 2                     | 19           | 7          | 11                       | 69           |
| <b>Main Heating Equipment</b>   |                     |              |               |               |               |              |              |                     |               |                  |                       |              |            |                          |              |
| Warm-air furnace .....  | 15 711              | 636          | 15 074        | 13 641        | 10 711        | 2 930        | 1 434        | 335                 | 10.1          | 155              | 119                   | 475          | 350        | 1 135                    | 3 233        |
| Steam or hot water system .....                                       | 2 089               | 76           | 2 012         | 1 885         | 1 401         | 484          | 127          | 34                  | 6.4           | 14               | 15                    | 26           | 37         | 89                       | 7            |
| Electric heat pump .....  | 2 694               | 131          | 2 563         | 2 163         | 1 823         | 340          | 399          | 73                  | 17.6          | 54               | 20                    | 213          | 39         | 461                      | 445          |
| Built-in electric units .....   | 2 189               | 202          | 1 988         | 1 686         | 962           | 724          | 302          | 73                  | 8.9           | 20               | 30                    | 154          | 25         | 65                       | 78           |
| Floor, wall, or other built-in hot-air units without ducts .....      | 1 288               | 95           | 1 192         | 983           | 621           | 363          | 209          | 54                  | 12.8          | 34               | 14                    | 53           | 54         | 35                       | 120          |
| Room heaters with flue .....  | 869                 | 70           | 799           | 717           | 459           | 259          | 82           | 20                  | 7.2           | 3                | —                     | 31           | 28         | 8                        | 59           |
| Room heaters without flue .....                                       | 1 026               | 32           | 994           | 863           | 536           | 327          | 131          | 25                  | 7.1           | 8                | 4                     | 23           | 70         | 16                       | 136          |
| Portable electric heaters .....                                       | 121                 | 24           | 97            | 80            | 59            | 22           | 16           | —                   | —             | 2                | —                     | 10           | 4          | 4                        | 37           |
| Stoves .....  | 901                 | 171          | 730           | 636           | 514           | 123          | 93           | 6                   | 4.3           | 4                | 2                     | 47           | 35         | 11                       | 88           |
| Fireplaces with inserts .....   | 83                  | 7            | 76            | 73            | 72            | 2            | 3            | —                   | —             | —                | —                     | 3            | —          | 6                        | 8            |
| Fireplaces without inserts .....                                      | 59                  | 19           | 40            | 36            | 34            | 2            | 4            | —                   | —             | —                | —                     | 4            | —          | 4                        | 4            |
| Other .....   | 178                 | 25           | 153           | 91            | 55            | 36           | 62           | 5                   | 12.3          | 7                | 3                     | 24           | 23         | 13                       | 22           |
| Cooking stove .....   | 32                  | 10           | 22            | 18            | 14            | 4            | 5            | —                   | —             | —                | —                     | —            | 5          | —                        | 7            |
| None .....  | 316                 | 137          | 179           | 18            | 9             | 9            | 162          | 8                   | 46.4          | 2                | 2                     | 15           | 135        | 4                        | 70           |
| <b>Other Heating Equipment<sup>1</sup></b>                            |                     |              |               |               |               |              |              |                     |               |                  |                       |              |            |                          |              |
| Warm-air furnace .....  | 234                 | 3            | 231           | 220           | 189           | 31           | 11           | 4                   | 12.5          | —                | —                     | 4            | 2          | 3                        | 31           |
| Steam or hot water system .....                                       | 24                  | 2            | 22            | 22            | 22            | —            | —            | —                   | —             | —                | —                     | —            | —          | —                        | —            |
| Electric heat pump .....  | 71                  | —            | 71            | 67            | 60            | 6            | 5            | —                   | —             | 2                | —                     | 2            | —          | 6                        | —            |
| Built-in electric units .....   | 1 060               | 32           | 1 028         | 951           | 762           | 189          | 77           | 7                   | 3.6           | 3                | 9                     | 48           | 10         | 37                       | 50           |
| Floor, wall, or other built-in hot-air units without ducts .....      | 134                 | 5            | 129           | 124           | 95            | 29           | 5            | —                   | —             | —                | —                     | 2            | 2          | —                        | 12           |
| Room heaters with flue .....  | 405                 | 10           | 395           | 377           | 342           | 36           | 17           | 3                   | 8.7           | —                | 2                     | 5            | 8          | 20                       | 37           |
| Room heaters without flue .....                                       | 1 043               | 18           | 1 025         | 998           | 807           | 190          | 27           | 4                   | 2.3           | 6                | —                     | 9            | 8          | 54                       | 222          |
| Portable electric heaters .....                                       | 1 937               | 54           | 1 883         | 1 857         | 1 480         | 377          | 26           | 2                   | 4             | 2                | —                     | 9            | 13         | 41                       | 257          |
| Stoves .....  | 2 276               | 107          | 2 169         | 2 036         | 1 829         | 207          | 132          | 16                  | 6.9           | 25               | 11                    | 53           | 27         | 70                       | 243          |
| Fireplaces with inserts .....   | 1 412               | 58           | 1 354         | 1 266         | 1 173         | 93           | 88           | 12                  | 10.8          | 15               | 8                     | 52           | 2          | 119                      | 102          |
| Fireplaces without inserts .....                                      | 802                 | 85           | 717           | 660           | 580           | 80           | 57           | 3                   | 3.3           | 8                | 1                     | 35           | 9          | 79                       | 61           |
| Other .....   | 260                 | 2            | 258           | 249           | 225           | 24           | 8            | 4                   | 14.0          | —                | 1                     | 4            | —          | 10                       | 22           |
| Cooking stove .....   | 157                 | 7            | 150           | 143           | 124           | 19           | 7            | 2                   | 11.8          | —                | —                     | 4            | —          | 6                        | 23           |
| None .....  | 18 976              | 1 106        | 17 871        | 15 506        | 11 002        | 4 504        | 2 364        | 565                 | 11.0          | 233              | 176                   | 824          | 566        | 1 425                    | 3 247        |
| <b>Plumbing</b>   |                     |              |               |               |               |              |              |                     |               |                  |                       |              |            |                          |              |
| With all plumbing facilities .....                                    | 26 608              | 1 356        | 25 252        | 22 555        | 17 067        | 5 488        | 2 696        | 603                 | 9.8           | 289              | 201                   | 1 020        | 583        | 1 822                    | 4 133        |
| Lacking some or all plumbing facilities <sup>1</sup> .....            | 948                 | 280          | 667           | 336           | 201           | 134          | 332          | 30                  | 18.0          | 15               | 8                     | 58           | 222        | 25                       | 181          |
| No hot piped water .....  | 672                 | 238          | 434           | 124           | 68            | 56           | 310          | 23                  | 29.4          | 13               | 3                     | 54           | 217        | 17                       | 153          |
| No bathtub and no shower .....  | 504                 | 231          | 272           | 114           | 64            | 50           | 158          | 14                  | 22.3          | 6                | —                     | 31           | 108        | 13                       | 68           |
| No flush toilet .....   | 464                 | 209          | 255           | 95            | 58            | 37           | 160          | 16                  | 30.3          | 6                | —                     | 31           | 108        | 13                       | 72           |
| No exclusive use .....  | 211                 | —            | 211           | 194           | 125           | 70           | 16           | 5                   | 6.3           | 2                | 5                     | 4            | 1          | 7                        | 23           |
| <b>Primary Source of Water</b>  |                     |              |               |               |               |              |              |                     |               |                  |                       |              |            |                          |              |
| Public system or private company .....                                | 19 480              | 801          | 18 679        | 16 454        | 11 608        | 4 846        | 2 225        | 556                 | 10.1          | 218              | 182                   | 755          | 514        | 1 279                    | 2 841        |
| Well serving 1 to 5 units .....                                       | 7 519               | 701          | 6 818         | 6 128         | 5 410         | 718          | 691          | 66                  | 8.4           | 81               | 25                    | 295          | 224        | 535                      | 1 337        |
| Drilled .....   | 6 354               | 524          | 5 830         | 5 284         | 4 748         | 536          | 546          | 47                  | 8.0           | 74               | 21                    | 247          | 157        | 497                      | 1 118        |
| Dug .....   | 757                 | 87           | 670           | 615           | 517           | 98           | 54           | 7                   | 6.7           | 3                | 2                     | 13           | 30         | 29                       | 139          |
| Not reported .....  | 409                 | 90           | 319           | 228           | 144           | 84           | 91           | 13                  | 13.1          | 4                | 2                     | 35           | 37         | 8                        | 81           |
| Other .....   | 556                 | 134          | 422           | 310           | 252           | 58           | 112          | 10                  | 15.1          | 4                | 2                     | 27           | 68         | 32                       | 135          |
| <b>Safety of Primary Source of Water</b>                              |                     |              |               |               |               |              |              |                     |               |                  |                       |              |            |                          |              |
| Selected primary water sources <sup>2</sup> .....                     | 27 540              | 1 627        | 25 913        | 22 884        | 17 266        | 5 618        | 3 028        | 633                 | 10.0          | 304              | 209                   | 1 077        | 806        | 1 845                    | 4 312        |
| Safe to drink .....   | 25 287              | 1 335        | 23 952        | 21 367        | 16 230        | 5 137        | 2 585        | 585                 | 10.1          | 271              | 184                   | 926          | 619        | 1 745                    | 3 854        |
| Not safe to drink .....   | 1 649               | 159          | 1 491         | 1 308         | 877           | 431          | 183          | 17                  | 3.7           | 10               | 14                    | 76           | 65         | 77                       | 327          |
| Safety not reported .....   | 604                 | 134          | 470           | 210           | 160           | 50           | 260          | 30                  | 35.3          | 22               | 11                    | 75           | 122        | 23                       | 131          |
| <b>Means of Sewage Disposal</b>                                       |                     |              |               |               |               |              |              |                     |               |                  |                       |              |            |                          |              |
| Public sewer .....  | 13 843              | 530          | 13 314        | 11 649        | 7 550         | 4 100        | 1 665        | 495                 | 10.6          | 146              | 155                   | 542          | 326        | 744                      | 1 316        |
| Septic tank, cesspool, chemical toilet .....                          | 13 422              | 949          | 12 473        | 11 189        | 9 684         | 1 505        | 1 284        | 130                 | 7.9           | 155              | 54                    | 517          | 428        | 1 093                    | 2 956        |
| Other .....   | 290                 | 158          | 132           | 53            | 35            | 17           | 80           | 8                   | 30.3          | 2                | —                     | 18           | 52         | 10                       | 41           |

<sup>1</sup>Figures may not add to total because more than one category may apply to a unit.  
<sup>2</sup>Excludes units where primary source of drinking water is commercial bottled water.

**Table 1D-5. Fuels—All Housing Units—Outside Metropolitan Statistical Areas**

[Numbers in thousands. Consistent with the 1990 Census. ... means not applicable or sample too small. – means zero or rounds to zero]

| Characteristics                              | Total housing units | Seasonal     | Year-round    |               |               |              |              |                     |               |                |                    |              |            | New construction 4 years | Mobile homes |
|--|---------------------|--------------|---------------|---------------|---------------|--------------|--------------|---------------------|---------------|----------------|--------------------|--------------|------------|--------------------------|--------------|
|  |                     |              | Occupied      |               |               | Vacant       |              |                     |               |                |                    |              |            |                          |              |
|  |                     |              | Total         | Owner         | Renter        | Total        | For rent     | Rental vacancy rate | For sale only | Rented or sold | Occasional use/URE | Other vacant |            |                          |              |
| <b>Total</b> .....                           | <b>27 555</b>       | <b>1 636</b> | <b>25 919</b> | <b>22 891</b> | <b>17 269</b> | <b>5 622</b> | <b>3 028</b> | <b>633</b>          | <b>10.0</b>   | <b>304</b>     | <b>209</b>         | <b>1 077</b> | <b>806</b> | <b>1 847</b>             | <b>4 314</b> |
| <b>Main House Heating Fuel</b>               |                     |              |               |               |               |              |              |                     |               |                |                    |              |            |                          |              |
| Housing units with heating fuel .....        | 27 209              | 1 486        | 25 723        | 22 873        | 17 260        | 5 614        | 2 850        | 625                 | 9.9           | 302            | 207                | 1 060        | 657        | 1 843                    | 4 243        |
| Electricity .....                            | 8 539               | 540          | 7 999         | 6 821         | 4 712         | 2 109        | 1 178        | 273                 | 11.3          | 113            | 71                 | 534          | 187        | 907                      | 1 708        |
| Piped gas .....                              | 9 882               | 229          | 9 654         | 8 793         | 6 587         | 2 206        | 861          | 264                 | 10.5          | 125            | 69                 | 195          | 207        | 446                      | 912          |
| Bottled gas .....                            | 4 320               | 382          | 3 938         | 3 503         | 2 947         | 556          | 435          | 47                  | 7.7           | 35             | 47                 | 189          | 117        | 401                      | 1 114        |
| Fuel oil .....                               | 2 483               | 96           | 2 387         | 2 213         | 1 787         | 426          | 174          | 29                  | 6.4           | 13             | 7                  | 63           | 61         | 52                       | 158          |
| Kerosene or other liquid fuel .....          | 448                 | 16           | 432           | 393           | 271           | 122          | 39           | 6                   | 5.1           | 3              | –                  | 7            | 23         | 7                        | 198          |
| Coal or coke .....                           | 104                 | 7            | 97            | 80            | 62            | 18           | 17           | –                   | –             | 4              | –                  | 7            | 6          | 3                        | 2            |
| Wood .....                                   | 1 337               | 212          | 1 125         | 1 021         | 871           | 150          | 104          | 6                   | 3.6           | 2              | 2                  | 56           | 38         | 21                       | 138          |
| Solar energy .....                           | –                   | –            | –             | –             | –             | –            | –            | –                   | –             | –              | –                  | –            | –          | –                        | –            |
| Other .....                                  | 96                  | 5            | 92            | 49            | 23            | 26           | 42           | –                   | –             | 6              | 10                 | 9            | 18         | 6                        | 13           |
| <b>Other House Heating Fuels<sup>1</sup></b> |                     |              |               |               |               |              |              |                     |               |                |                    |              |            |                          |              |
| With other heating fuel .....                | 7 939               | 340          | 7 600         | 7 199         | 6 119         | 1 079        | 401          | 49                  | 4.3           | 53             | 26                 | 198          | 74         | 406                      | 922          |
| Electricity .....                            | 3 059               | 88           | 2 971         | 2 864         | 2 292         | 572          | 106          | 12                  | 2.0           | 8              | 9                  | 56           | 23         | 78                       | 317          |
| Gas .....                                    | 1 626               | 41           | 1 585         | 1 537         | 1 349         | 188          | 48           | 11                  | 5.5           | 3              | 1                  | 19           | 14         | 158                      | 152          |
| Fuel oil .....                               | 246                 | 6            | 240           | 226           | 198           | 28           | 13           | 2                   | 5.7           | –              | 2                  | 2            | 8          | 18                       | 45           |
| Kerosene or other liquid fuel .....          | 550                 | 9            | 541           | 532           | 432           | 100          | 9            | 2                   | 2.2           | 3              | –                  | 3            | –          | 11                       | 136          |
| Coal or coke .....                           | 31                  | –            | 31            | 30            | 26            | 5            | 1            | 1                   | 18.5          | –              | –                  | –            | –          | –                        | –            |
| Wood .....                                   | 3 673               | 222          | 3 451         | 3 207         | 2 871         | 337          | 243          | 24                  | 6.6           | 40             | 14                 | 131          | 34         | 162                      | 356          |
| Solar energy .....                           | 12                  | –            | 12            | 12            | 12            | –            | –            | –                   | –             | –              | –                  | –            | –          | –                        | –            |
| Other .....                                  | 115                 | 5            | 110           | 104           | 102           | 2            | 6            | –                   | –             | 2              | 3                  | 1            | –          | 9                        | 21           |
| <b>Cooking Fuel</b>                          |                     |              |               |               |               |              |              |                     |               |                |                    |              |            |                          |              |
| With cooking fuel .....                      | 26 539              | 1 447        | 25 092        | 22 808        | 17 223        | 5 585        | 2 283        | 503                 | 8.1           | 240            | 177                | 975          | 389        | 1 815                    | 4 119        |
| Electricity .....                            | 18 145              | 828          | 17 318        | 15 724        | 11 874        | 3 850        | 1 594        | 357                 | 8.3           | 181            | 132                | 707          | 217        | 1 289                    | 2 249        |
| Gas .....                                    | 8 307               | 579          | 7 728         | 7 051         | 5 318         | 1 733        | 678          | 145                 | 7.7           | 57             | 45                 | 263          | 167        | 522                      | 1 868        |
| Kerosene or other liquid fuel .....          | 10                  | 8            | 2             | –             | –             | –            | 2            | –                   | –             | –              | –                  | 2            | –          | –                        | 3            |
| Coal or coke .....                           | 3                   | 3            | –             | –             | –             | –            | –            | –                   | –             | –              | –                  | –            | –          | –                        | –            |
| Wood .....                                   | 62                  | 27           | 35            | 30            | 27            | 2            | 5            | –                   | –             | –              | –                  | 2            | 3          | –                        | –            |
| Other .....                                  | 11                  | 2            | 9             | 4             | 4             | –            | 4            | –                   | –             | 2              | –                  | –            | 2          | 4                        | –            |
| <b>Water Heating Fuel</b>                    |                     |              |               |               |               |              |              |                     |               |                |                    |              |            |                          |              |
| With hot piped water .....                   | 26 883              | 1 398        | 25 485        | 22 767        | 17 200        | 5 567        | 2 718        | 609                 | 9.7           | 290            | 206                | 1 024        | 589        | 1 830                    | 4 161        |
| Electricity .....                            | 14 840              | 905          | 13 935        | 12 334        | 9 365         | 2 969        | 1 601        | 345                 | 10.3          | 144            | 87                 | 727          | 298        | 1 216                    | 3 018        |
| Gas .....                                    | 10 942              | 438          | 10 504        | 9 486         | 7 100         | 2 386        | 1 019        | 244                 | 9.2           | 138            | 97                 | 281          | 259        | 573                      | 1 099        |
| Fuel oil .....                               | 906                 | 30           | 875           | 826           | 662           | 164          | 49           | 16                  | 8.3           | 5              | 9                  | 6            | 14         | 32                       | 14           |
| Kerosene or other liquid fuel .....          | 30                  | 3            | 27            | 27            | 15            | 12           | –            | –                   | –             | –              | –                  | –            | –          | 3                        | 17           |
| Coal or coke .....                           | 27                  | –            | 27            | 21            | 19            | 2            | 6            | 3                   | 54.4          | –              | –                  | –            | 3          | 3                        | –            |
| Wood .....                                   | 37                  | 16           | 22            | 16            | 13            | 2            | 6            | –                   | –             | –              | –                  | 4            | 2          | –                        | 5            |
| Solar energy .....                           | 10                  | –            | 10            | 10            | 10            | –            | –            | –                   | –             | –              | –                  | –            | –          | –                        | –            |
| Other .....                                  | 92                  | 6            | 86            | 48            | 16            | 32           | 38           | 2                   | 3.6           | 3              | 13                 | 6            | 13         | 4                        | 9            |
| <b>Central Air Conditioning Fuel</b>         |                     |              |               |               |               |              |              |                     |               |                |                    |              |            |                          |              |
| With central air conditioning .....          | 11 975              | 300          | 11 675        | 10 633        | 8 816         | 1 817        | 1 041        | 195                 | 9.6           | 146            | 79                 | 478          | 143        | 1 420                    | 2 019        |
| Electricity .....                            | 11 415              | 291          | 11 124        | 10 140        | 8 374         | 1 766        | 984          | 183                 | 9.3           | 143            | 77                 | 443          | 138        | 1 329                    | 1 974        |
| Gas .....                                    | 548                 | 9            | 539           | 482           | 434           | 48           | 57           | 12                  | 20.0          | 4              | 2                  | 35           | 5          | 91                       | 45           |
| Other .....                                  | 11                  | –            | 11            | 11            | 9             | 2            | –            | –                   | –             | –              | –                  | –            | –          | –                        | –            |
| <b>Clothes Dryer Fuel</b>                    |                     |              |               |               |               |              |              |                     |               |                |                    |              |            |                          |              |
| With clothes dryer .....                     | 20 556              | 639          | 19 917        | 18 755        | 15 778        | 2 976        | 1 162        | 118                 | 3.8           | 123            | 42                 | 649          | 230        | 1 615                    | 3 119        |
| Electricity .....                            | 18 287              | 571          | 17 716        | 16 659        | 13 919        | 2 740        | 1 057        | 109                 | 3.8           | 97             | 36                 | 602          | 213        | 1 491                    | 2 967        |
| Gas .....                                    | 2 249               | 60           | 2 189         | 2 088         | 1 857         | 231          | 101          | 10                  | 4.0           | 26             | 4                  | 46           | 15         | 124                      | 145          |
| Other .....                                  | 20                  | 8            | 12            | 8             | 2             | 6            | 4            | –                   | –             | –              | 2                  | –            | 2          | –                        | 7            |
| <b>Units Using Each Fuel<sup>1</sup></b>     |                     |              |               |               |               |              |              |                     |               |                |                    |              |            |                          |              |
| Electricity .....                            | 27 518              | 1 636        | 25 882        | 22 856        | 17 237        | 5 620        | 3 026        | 630                 | 9.9           | 304            | 209                | 1 077        | 806        | 1 845                    | 4 309        |
| Gas .....                                    | 27 079              | 1 636        | 25 443        | 22 663        | 17 088        | 5 575        | 2 780        | 474                 | 7.8           | 299            | 166                | 1 034        | 806        | 1 818                    | 4 243        |
| Fuel oil .....                               | 7 657               | 1 636        | 6 021         | 3 499         | 2 705         | 793          | 2 522        | 270                 | 24.7          | 297            | 145                | 1 004        | 806        | 390                      | 1 181        |
| Kerosene or other liquid fuel .....          | 985                 | 30           | 955           | 905           | 692           | 213          | 50           | 9                   | 3.9           | 6              | –                  | 12           | 23         | 18                       | 332          |
| Coal or coke .....                           | 143                 | 10           | 133           | 112           | 90            | 22           | 21           | 4                   | 14.1          | 4              | –                  | 7            | 6          | 3                        | 2            |
| Wood .....                                   | 4 552               | 393          | 4 159         | 3 835         | 3 393         | 442          | 324          | 30                  | 6.2           | 41             | 16                 | 174          | 63         | 177                      | 450          |
| Solar energy .....                           | 21                  | –            | 21            | 21            | 21            | –            | –            | –                   | –             | –              | –                  | –            | –          | –                        | –            |
| Other .....                                  | 310                 | 26           | 284           | 208           | 149           | 59           | 76           | 2                   | 2.2           | 7              | 19                 | 12           | 35         | 19                       | 48           |
| All electric units .....                     | 7 343               | 485          | 6 859         | 5 847         | 4 118         | 1 729        | 1 012        | 225                 | 11.4          | 99             | 52                 | 472          | 164        | 785                      | 1 541        |

<sup>1</sup>Figures may not add to total because more than one category may apply to a unit.

**Table 1D-6. Housing and Neighborhood Quality—All Housing Units—Outside Metropolitan Statistical Areas**

[Numbers in thousands. Consistent with the 1990 Census. ... means not applicable or sample too small. — means zero or rounds to zero]

| Characteristics  | Total housing units | Seasonal     | Year-round    |               |               |              |              |                     |               |                |                    |              |            | New construction 4 years | Mobile homes |  |
|--|---------------------|--------------|---------------|---------------|---------------|--------------|--------------|---------------------|---------------|----------------|--------------------|--------------|------------|--------------------------|--------------|--|
|  |                     |              | Occupied      |               |               |              |              |                     | Vacant        |                |                    |              |            |                          |              |  |
|  |                     |              | Total         | Owner         | Renter        | Total        | For rent     | Rental vacancy rate | For sale only | Rented or sold | Occasional use/URE | Other vacant |            |                          |              |  |
| <b>Total</b>   | <b>27 555</b>       | <b>1 636</b> | <b>25 919</b> | <b>22 891</b> | <b>17 269</b> | <b>5 622</b> | <b>3 028</b> | <b>633</b>          | <b>10.0</b>   | <b>304</b>     | <b>209</b>         | <b>1 077</b> | <b>806</b> | <b>1 847</b>             | <b>4 314</b> |  |
| <b>Selected Amenities<sup>1</sup></b>                                      |                     |              |               |               |               |              |              |                     |               |                |                    |              |            |                          |              |  |
| Porch, deck, balcony, or patio   | 22 626              | 1 228        | 21 398        | 19 295        | 15 358        | 3 936        | 2 103        | 340                 | 7.9           | 262            | 140                | 861          | 501        | 1 459                    | 3 272        |  |
| Usable fireplace   | 6 798               | 440          | 6 358         | 5 859         | 5 315         | 543          | 499          | 43                  | 7.2           | 92             | 21                 | 272          | 70         | 552                      | 433          |  |
| Separate dining room   | 9 959               | 273          | 9 686         | 8 981         | 7 692         | 1 289        | 705          | 110                 | 7.8           | 113            | 51                 | 257          | 175        | 680                      | 890          |  |
| With 2 or more living rooms or recreation rooms, etc.                      | 3 663               | 57           | 3 606         | 3 425         | 3 170         | 255          | 182          | 14                  | 5.1           | 45             | 9                  | 73           | 41         | 240                      | 201          |  |
| Garage or carport included with home                                       | 13 800              | 438          | 13 362        | 12 484        | 10 860        | 1 624        | 878          | 115                 | 6.5           | 161            | 92                 | 299          | 212        | 742                      | 724          |  |
| Not included   | 13 709              | 1 193        | 12 517        | 10 382        | 6 383         | 3 999        | 2 135        | 518                 | 11.3          | 137            | 115                | 772          | 594        | 1 105                    | 3 579        |  |
| Offstreet parking included   | 12 386              | 1 043        | 11 343        | 9 473         | 5 843         | 3 630        | 1 871        | 463                 | 11.1          | 129            | 96                 | 694          | 489        | 1 022                    | 3 292        |  |
| Offstreet parking not reported   | 6                   | —            | 6             | 2             | —             | 2            | 5            | —                   | —             | —              | —                  | 5            | —          | —                        | —            |  |
| Garage or carport not reported   | 46                  | 6            | 40            | 25            | 25            | —            | 15           | —                   | —             | 5              | 2                  | 7            | —          | —                        | 11           |  |
| <b>Owner or Manager on Property</b>  |                     |              |               |               |               |              |              |                     |               |                |                    |              |            |                          |              |  |
| Rental, multiunit <sup>2</sup>   | —                   | —            | —             | —             | —             | 2 303        | —            | 287                 | 10.8          | —              | 58                 | 84           | —          | 118                      | —            |  |
| Owner or manager lives on property   | —                   | —            | —             | —             | —             | 606          | —            | 55                  | 7.9           | —              | 33                 | 19           | —          | 20                       | —            |  |
| Neither owner nor manager lives on property                                | —                   | —            | —             | —             | —             | 1 697        | —            | 232                 | 11.9          | —              | 26                 | 65           | —          | 98                       | —            |  |
| <b>Selected Deficiencies<sup>1</sup></b>                                   |                     |              |               |               |               |              |              |                     |               |                |                    |              |            |                          |              |  |
| Holes in floors  | 486                 | 55           | 431           | 283           | 176           | 108          | 147          | 13                  | 11.1          | 2              | 2                  | 17           | 113        | 23                       | 148          |  |
| Open cracks or holes (interior)  | 1 629               | 101          | 1 528         | 1 218         | 745           | 473          | 310          | 42                  | 8.1           | 16             | 5                  | 62           | 185        | 67                       | 265          |  |
| Broken plaster or peeling paint (interior)                                 | 844                 | 74           | 771           | 561           | 324           | 236          | 210          | 23                  | 8.7           | 6              | 11                 | 27           | 143        | 5                        | 75           |  |
| No electrical wiring   | 130                 | 65           | 66            | 25            | 20            | 5            | 40           | —                   | —             | 2              | 2                  | 10           | 27         | 6                        | 16           |  |
| Exposed wiring   | 192                 | 12           | 181           | 143           | 96            | 46           | 38           | —                   | —             | 4              | —                  | 2            | 32         | 13                       | 38           |  |
| Rooms without electric outlets   | 547                 | 38           | 510           | 406           | 245           | 161          | 104          | 5                   | 3.1           | 5              | 2                  | 9            | 84         | 19                       | 89           |  |
| <b>Description of Area Within 300 feet<sup>1</sup></b>                     |                     |              |               |               |               |              |              |                     |               |                |                    |              |            |                          |              |  |
| Single-family detached houses  | 21 340              | 1 162        | 20 177        | 17 917        | 13 554        | 4 362        | 2 261        | 499                 | 10.1          | 250            | 151                | 724          | 637        | 1 303                    | 2 710        |  |
| Single-family attached   | 1 168               | 84           | 1 084         | 899           | 473           | 425          | 185          | 55                  | 11.5          | 11             | 6                  | 81           | 33         | 77                       | 65           |  |
| 1- to 3- story multiunit   | 3 445               | 69           | 3 377         | 2 846         | 1 092         | 1 754        | 531          | 213                 | 10.5          | 11             | 66                 | 181          | 59         | 149                      | 103          |  |
| 4- to 6- story multiunit   | 225                 | 18           | 207           | 111           | 28            | 84           | 96           | 27                  | 24.4          | —              | —                  | 62           | 7          | 3                        | 11           |  |
| 7- or more story multiunit   | 103                 | 7            | 95            | 52            | 10            | 42           | 43           | 8                   | 16.6          | —              | —                  | 30           | 4          | 3                        | —            |  |
| Mobile homes   | 7 018               | 440          | 6 578         | 5 689         | 4 474         | 1 215        | 889          | 164                 | 11.7          | 71             | 75                 | 309          | 270        | 697                      | 3 022        |  |
| Commercial, or institutional   | 5 038               | 189          | 4 849         | 4 083         | 2 204         | 1 878        | 766          | 256                 | 11.7          | 62             | 73                 | 195          | 181        | 158                      | 511          |  |
| Industrial or factories  | 920                 | 4            | 916           | 840           | 485           | 355          | 76           | 22                  | 5.7           | 9              | 8                  | 11           | 25         | 38                       | 132          |  |
| Open space, park, woods, farm, or ranch                                    | 14 815              | 1 155        | 13 660        | 12 069        | 9 462         | 2 607        | 1 591        | 253                 | 8.7           | 129            | 94                 | 638          | 477        | 1 221                    | 2 677        |  |
| 4 or more lane highway, railroad, or airport                               | 2 648               | 76           | 2 571         | 2 252         | 1 389         | 863          | 319          | 93                  | 9.6           | 32             | 20                 | 84           | 90         | 117                      | 350          |  |
| Not reported   | 586                 | 2            | 584           | 568           | 473           | 95           | 15           | 1                   | 1.3           | 3              | 2                  | 9            | —          | 45                       | 140          |  |
| <b>Bodies of Water Within 300 Feet</b>                                     |                     |              |               |               |               |              |              |                     |               |                |                    |              |            |                          |              |  |
| Water in area  | 6 002               | 817          | 5 185         | 4 534         | 3 605         | 929          | 650          | 94                  | 9.2           | 35             | 36                 | 380          | 106        | 477                      | 1 014        |  |
| With waterfront property   | 1 645               | 509          | 1 136         | 847           | 734           | 113          | 288          | 17                  | 12.8          | 17             | 12                 | 225          | 18         | 114                      | 181          |  |
| Waterfront not reported  | 11                  | 2            | 9             | 7             | 7             | —            | 2            | —                   | —             | 2              | —                  | —            | —          | —                        | 2            |  |
| With flood plain   | 783                 | 127          | 655           | 505           | 391           | 115          | 150          | 29                  | 20.4          | 3              | 8                  | 92           | 17         | 73                       | 147          |  |
| Flood plain not reported   | 228                 | 48           | 180           | 133           | 61            | 72           | 47           | 6                   | 7.6           | 1              | —                  | 35           | 5          | 7                        | 23           |  |
| Water not reported   | 629                 | 7            | 622           | 586           | 486           | 100          | 36           | 5                   | 4.7           | 5              | 2                  | 12           | 11         | 45                       | 142          |  |
| No water in area   | 20 925              | 812          | 20 113        | 17 771        | 13 177        | 4 593        | 2 342        | 533                 | 10.2          | 264            | 171                | 685          | 689        | 1 325                    | 3 157        |  |
| <b>Age of Other Residential Buildings Within 300 Feet</b>                  |                     |              |               |               |               |              |              |                     |               |                |                    |              |            |                          |              |  |
| Older  | 3 913               | 272          | 3 641         | 3 143         | 2 216         | 927          | 498          | 84                  | 8.2           | 29             | 29                 | 130          | 227        | 75                       | 696          |  |
| About the same   | 13 223              | 671          | 12 552        | 11 125        | 8 184         | 2 941        | 1 427        | 370                 | 11.0          | 165            | 116                | 532          | 244        | 517                      | 1 319        |  |
| Newer  | 3 460               | 152          | 3 308         | 2 982         | 2 361         | 621          | 326          | 54                  | 8.1           | 39             | 39                 | 123          | 70         | 824                      | 1 003        |  |
| Very mixed   | 2 799               | 297          | 2 503         | 2 120         | 1 604         | 516          | 382          | 73                  | 12.3          | 31             | 10                 | 136          | 133        | 150                      | 643          |  |
| No other residential buildings   | 3 391               | 236          | 3 155         | 2 822         | 2 367         | 455          | 333          | 36                  | 7.3           | 35             | 11                 | 143          | 107        | 233                      | 467          |  |
| Not reported   | 769                 | 9            | 760           | 698           | 537           | 161          | 62           | 15                  | 8.4           | 5              | 4                  | 13           | 25         | 48                       | 186          |  |
| <b>Mobile Homes in Group</b>   |                     |              |               |               |               |              |              |                     |               |                |                    |              |            |                          |              |  |
| Mobile homes   | 4 314               | 331          | 3 982         | 3 415         | 2 795         | 620          | 568          | 91                  | 12.6          | 37             | 41                 | 217          | 181        | 808                      | 4 314        |  |
| 1 to 6   | 3 393               | 195          | 3 199         | 2 767         | 2 270         | 497          | 432          | 70                  | 12.2          | 35             | 39                 | 124          | 162        | 646                      | 3 393        |  |
| 7 to 20  | 200                 | 25           | 175           | 153           | 92            | 61           | 22           | 7                   | 10.2          | —              | —                  | 10           | 5          | 19                       | 200          |  |
| 21 or more   | 721                 | 112          | 609           | 495           | 433           | 62           | 114          | 13                  | 17.7          | 2              | 2                  | 82           | 14         | 143                      | 721          |  |
| <b>Other Buildings Vandalized or With Interior Exposed Within 300 feet</b> |                     |              |               |               |               |              |              |                     |               |                |                    |              |            |                          |              |  |
| None   | 22 520              | 1 385        | 21 135        | 18 574        | 13 821        | 4 753        | 2 561        | 578                 | 10.7          | 252            | 187                | 895          | 650        | 1 501                    | 3 449        |  |
| 1 building   | 774                 | 25           | 748           | 671           | 463           | 208          | 77           | 16                  | 6.9           | 11             | 11                 | 12           | 27         | 49                       | 173          |  |
| More than 1 building   | 440                 | 17           | 423           | 362           | 196           | 166          | 61           | 12                  | 6.6           | 1              | —                  | 24           | 25         | 18                       | 87           |  |
| No buildings   | 3 156               | 201          | 2 955         | 2 662         | 2 291         | 371          | 293          | 24                  | 6.0           | 32             | 9                  | 133          | 94         | 224                      | 451          |  |
| Not reported   | 665                 | 8            | 657           | 622           | 498           | 124          | 35           | 4                   | 2.8           | 7              | 2                  | 13           | 9          | 54                       | 154          |  |
| <b>Bars on Windows of Buildings Within 300 feet</b>                        |                     |              |               |               |               |              |              |                     |               |                |                    |              |            |                          |              |  |
| No bars on windows   | 23 182              | 1 416        | 21 766        | 19 124        | 14 211        | 4 913        | 2 642        | 581                 | 10.4          | 262            | 198                | 926          | 676        | 1 563                    | 3 667        |  |
| 1 building with bars   | 246                 | 8            | 238           | 213           | 120           | 93           | 25           | 9                   | 8.8           | 4              | —                  | 1            | 10         | 8                        | 25           |  |
| 2 or more buildings with bars  | 220                 | 7            | 213           | 191           | 97            | 95           | 21           | 5                   | 5.0           | —              | —                  | 2            | 14         | 2                        | 13           |  |
| No buildings   | 3 156               | 201          | 2 955         | 2 662         | 2 291         | 371          | 293          | 24                  | 6.0           | 32             | 9                  | 133          | 94         | 224                      | 451          |  |
| Not reported   | 752                 | 4            | 748           | 700           | 549           | 151          | 47           | 14                  | 8.3           | 5              | 2                  | 14           | 12         | 51                       | 159          |  |

Table 1D-6. **Housing and Neighborhood Quality—All Housing Units—Outside Metropolitan Statistical Areas—Con.**

[Numbers in thousands. Consistent with the 1990 Census. ... means not applicable or sample too small. – means zero or rounds to zero]

| Characteristics  | Total housing units | Seasonal | Year-round |          |        |        |        |          |                     |               |                |                    |              | New construction 4 years | Mobile homes |
|--|---------------------|----------|------------|----------|--------|--------|--------|----------|---------------------|---------------|----------------|--------------------|--------------|--------------------------|--------------|
|  |                     |          | Total      | Occupied |        |        | Vacant |          |                     |               |                |                    |              |                          |              |
|  |                     |          |            | Total    | Owner  | Renter | Total  | For rent | Rental vacancy rate | For sale only | Rented or sold | Occasional use/URE | Other vacant |                          |              |
| <b>Condition of Streets Within 300 feet</b>                                |                     |          |            |          |        |        |        |          |                     |               |                |                    |              |                          |              |
| No repairs needed .....  | 16 045              | 822      | 15 223     | 13 458   | 10 166 | 3 291  | 1 765  | 380      | 10.2                | 179           | 107            | 698                | 401          | 1 067                    | 2 113        |
| Minor repairs needed .....   | 8 101               | 496      | 7 606      | 6 680    | 4 955  | 1 725  | 926    | 202      | 10.4                | 104           | 78             | 268                | 274          | 501                      | 1 383        |
| Major repairs needed .....   | 1 802               | 91       | 1 710      | 1 527    | 1 150  | 377    | 183    | 42       | 9.9                 | 11            | 13             | 61                 | 55           | 196                      | 452          |
| No streets .....   | 891                 | 215      | 676        | 557      | 458    | 99     | 120    | 4        | 3.9                 | 7             | 9              | 37                 | 64           | 36                       | 210          |
| Not reported .....   | 716                 | 11       | 704        | 670      | 540    | 130    | 34     | 4        | 2.9                 | 3             | 2              | 13                 | 12           | 48                       | 155          |
| <b>Trash, Litter, or Junk on Streets or Any Properties Within 300 feet</b> |                     |          |            |          |        |        |        |          |                     |               |                |                    |              |                          |              |
| None .....   | 24 958              | 1 566    | 23 392     | 20 658   | 15 742 | 4 916  | 2 734  | 536      | 9.7                 | 284           | 198            | 1 002              | 714          | 1 708                    | 3 854        |
| Minor accumulation .....   | 1 371               | 42       | 1 329      | 1 122    | 687    | 435    | 206    | 80       | 15.2                | 13            | 9              | 39                 | 65           | 62                       | 216          |
| Major accumulation .....   | 609                 | 21       | 588        | 520      | 344    | 176    | 68     | 16       | 8.2                 | 3             | –              | 27                 | 22           | 31                       | 98           |
| Not reported .....   | 618                 | 7        | 611        | 591      | 496    | 95     | 20     | 1        | 1.3                 | 3             | 2              | 9                  | 5            | 45                       | 146          |

<sup>1</sup>Figures may not add to total because more than one category may apply to a unit.  
<sup>2</sup>Two or more units of any tenure in the structure.

**Table 1D-7. Financial Characteristics—All Housing Units—Outside Metropolitan Statistical Areas**

[Numbers in thousands. Consistent with the 1990 Census. ... means not applicable or sample too small. — means zero or rounds to zero]

| Characteristics   | Total housing units | Seasonal     | Year-round    |               |               |              |              |                     |               |                |                    |              |            | New construction 4 years | Mobile homes |
|---|---------------------|--------------|---------------|---------------|---------------|--------------|--------------|---------------------|---------------|----------------|--------------------|--------------|------------|--------------------------|--------------|
|   |                     |              | Occupied      |               |               | Vacant       |              |                     |               |                |                    |              |            |                          |              |
|   |                     |              | Total         | Owner         | Renter        | Total        | For rent     | Rental vacancy rate | For sale only | Rented or sold | Occasional use/URE | Other vacant |            |                          |              |
| <b>Total</b> .....  | <b>27 555</b>       | <b>1 636</b> | <b>25 919</b> | <b>22 891</b> | <b>17 269</b> | <b>5 622</b> | <b>3 028</b> | <b>633</b>          | <b>10.0</b>   | <b>304</b>     | <b>209</b>         | <b>1 077</b> | <b>806</b> | <b>1 847</b>             | <b>4 314</b> |
| <b>Monthly Housing Costs<sup>1</sup></b>  |                     |              |               |               |               |              |              |                     |               |                |                    |              |            |                          |              |
| Less than \$100 .....   | ...                 | ...          | ...           | 672           | 584           | 88           | ...          | 8                   | 8.3           | ...            | ...                | ...          | ...        | 32                       | 226          |
| \$100 to \$199 .....  | ...                 | ...          | ...           | 3 963         | 3 539         | 424          | ...          | 56                  | 11.7          | ...            | ...                | ...          | ...        | 162                      | 772          |
| \$200 to \$249 .....  | ...                 | ...          | ...           | 2 165         | 1 875         | 290          | ...          | 53                  | 15.3          | ...            | ...                | ...          | ...        | 78                       | 308          |
| \$250 to \$299 .....  | ...                 | ...          | ...           | 1 773         | 1 446         | 328          | ...          | 64                  | 16.4          | ...            | ...                | ...          | ...        | 72                       | 235          |
| \$300 to \$349 .....  | ...                 | ...          | ...           | 1 397         | 980           | 418          | ...          | 83                  | 16.6          | ...            | ...                | ...          | ...        | 55                       | 262          |
| \$350 to \$399 .....  | ...                 | ...          | ...           | 1 461         | 890           | 571          | ...          | 88                  | 13.4          | ...            | ...                | ...          | ...        | 127                      | 280          |
| \$400 to \$449 .....  | ...                 | ...          | ...           | 1 150         | 718           | 432          | ...          | 40                  | 8.5           | ...            | ...                | ...          | ...        | 89                       | 212          |
| \$450 to \$499 .....  | ...                 | ...          | ...           | 1 057         | 640           | 417          | ...          | 34                  | 7.6           | ...            | ...                | ...          | ...        | 72                       | 165          |
| \$500 to \$599 .....  | ...                 | ...          | ...           | 2 056         | 1 331         | 725          | ...          | 58                  | 7.4           | ...            | ...                | ...          | ...        | 178                      | 343          |
| \$600 to \$699 .....  | ...                 | ...          | ...           | 1 626         | 1 134         | 493          | ...          | 34                  | 6.5           | ...            | ...                | ...          | ...        | 186                      | 260          |
| \$700 to \$799 .....  | ...                 | ...          | ...           | 1 184         | 962           | 222          | ...          | 4                   | 1.9           | ...            | ...                | ...          | ...        | 97                       | 132          |
| \$800 to \$999 .....  | ...                 | ...          | ...           | 1 559         | 1 362         | 198          | ...          | 34                  | 14.6          | ...            | ...                | ...          | ...        | 160                      | 103          |
| \$1,000 to \$1,249 .....  | ...                 | ...          | ...           | 870           | 787           | 83           | ...          | 4                   | 4.4           | ...            | ...                | ...          | ...        | 103                      | 24           |
| \$1,250 to \$1,499 .....  | ...                 | ...          | ...           | 441           | 414           | 26           | ...          | 13                  | 32.4          | ...            | ...                | ...          | ...        | 65                       | 19           |
| \$1,500 or more .....   | ...                 | ...          | ...           | 635           | 608           | 27           | ...          | 11                  | 28.9          | ...            | ...                | ...          | ...        | 104                      | 20           |
| Depends on occupant's income .....  | ...                 | ...          | ...           | ...           | ...           | ...          | ...          | 48                  | ...           | ...            | ...                | ...          | ...        | ...                      | ...          |
| No cash rent .....  | ...                 | ...          | ...           | 881           | ...           | 881          | ...          | —                   | ...           | ...            | ...                | ...          | ...        | 22                       | 143          |
| <b>Median (excludes no cash rent)</b> .....   | ...                 | ...          | ...           | <b>385</b>    | <b>362</b>    | <b>429</b>   | ...          | <b>366</b>          | ...           | ...            | ...                | ...          | ...        | <b>558</b>               | <b>327</b>   |
| <b>Median Monthly Housing Costs for Owners</b>                                      |                     |              |               |               |               |              |              |                     |               |                |                    |              |            |                          |              |
| Monthly costs including all mortgages plus maintenance costs .....                  | ...                 | ...          | ...           | 390           | 390           | ...          | ...          | ...                 | ...           | ...            | ...                | ...          | ...        | 569                      | 318          |
| Monthly costs excluding second and subsequent mortgages and maintenance costs ..... | ...                 | ...          | ...           | 361           | 361           | ...          | ...          | ...                 | ...           | ...            | ...                | ...          | ...        | 556                      | 298          |
| <b>Rent Reductions</b>  |                     |              |               |               |               |              |              |                     |               |                |                    |              |            |                          |              |
| No subsidy .....  | ...                 | ...          | ...           | ...           | ...           | 4 462        | ...          | 483                 | 9.6           | ...            | 72                 | ...          | ...        | 174                      | 669          |
| Rent control .....  | ...                 | ...          | ...           | ...           | ...           | 2            | ...          | —                   | —             | ...            | —                  | ...          | ...        | —                        | —            |
| No rent control .....   | ...                 | ...          | ...           | ...           | ...           | 4 460        | ...          | 479                 | 9.6           | ...            | 72                 | ...          | ...        | 172                      | 669          |
| Reduced by owner .....  | ...                 | ...          | ...           | ...           | ...           | 656          | ...          | —                   | —             | ...            | —                  | ...          | ...        | 20                       | 136          |
| Not reduced by owner .....  | ...                 | ...          | ...           | ...           | ...           | 3 792        | ...          | —                   | —             | ...            | —                  | ...          | ...        | 122                      | 449          |
| Owner reduction not reported .....  | ...                 | ...          | ...           | ...           | ...           | 11           | ...          | 479                 | 85.1          | ...            | 72                 | ...          | ...        | 30                       | 84           |
| Rent control not reported .....   | ...                 | ...          | ...           | ...           | ...           | —            | ...          | 4                   | 100.0         | ...            | —                  | ...          | ...        | 2                        | —            |
| Owned by public housing authority .....   | ...                 | ...          | ...           | ...           | ...           | 429          | ...          | 21                  | 4.6           | ...            | 7                  | ...          | ...        | 12                       | 6            |
| Government subsidy .....  | ...                 | ...          | ...           | ...           | ...           | 372          | ...          | 40                  | 9.7           | ...            | —                  | ...          | ...        | 8                        | 12           |
| Other, income verification .....  | ...                 | ...          | ...           | ...           | ...           | 266          | ...          | —                   | —             | ...            | —                  | ...          | ...        | 27                       | 11           |
| Subsidy not reported .....  | ...                 | ...          | ...           | ...           | ...           | 93           | ...          | 89                  | 46.8          | ...            | 8                  | ...          | ...        | 9                        | 29           |
| <b>OWNER HOUSING UNITS</b>  |                     |              |               |               |               |              |              |                     |               |                |                    |              |            |                          |              |
| <b>Total</b> .....  | ...                 | ...          | ...           | ...           | <b>17 269</b> | ...          | ...          | ...                 | ...           | <b>304</b>     | <b>122</b>         | ...          | ...        | <b>1 412</b>             | <b>2 863</b> |
| <b>Average Monthly Cost Paid for Real Estate Taxes</b>                              |                     |              |               |               |               |              |              |                     |               |                |                    |              |            |                          |              |
| Less than \$25 .....  | ...                 | ...          | ...           | ...           | 4 528         | ...          | ...          | ...                 | ...           | 97             | 28                 | ...          | ...        | 563                      | 1 806        |
| \$25 to \$49 .....  | ...                 | ...          | ...           | ...           | 3 965         | ...          | ...          | ...                 | ...           | 83             | 50                 | ...          | ...        | 250                      | 675          |
| \$50 to \$74 .....  | ...                 | ...          | ...           | ...           | 2 706         | ...          | ...          | ...                 | ...           | 52             | 13                 | ...          | ...        | 198                      | 221          |
| \$75 to \$99 .....  | ...                 | ...          | ...           | ...           | 1 600         | ...          | ...          | ...                 | ...           | 14             | 11                 | ...          | ...        | 94                       | 47           |
| \$100 to \$149 .....  | ...                 | ...          | ...           | ...           | 2 220         | ...          | ...          | ...                 | ...           | 30             | 11                 | ...          | ...        | 159                      | 83           |
| \$150 to \$199 .....  | ...                 | ...          | ...           | ...           | 961           | ...          | ...          | ...                 | ...           | 15             | 2                  | ...          | ...        | 62                       | 14           |
| \$200 or more .....   | ...                 | ...          | ...           | ...           | 1 291         | ...          | ...          | ...                 | ...           | 13             | 6                  | ...          | ...        | 86                       | 18           |
| <b>Median</b> .....   | ...                 | ...          | ...           | ...           | <b>51</b>     | ...          | ...          | ...                 | ...           | <b>42</b>      | <b>41</b>          | ...          | ...        | <b>39</b>                | <b>25-</b>   |
| <b>Annual Taxes Paid per \$1,000 Value</b>  |                     |              |               |               |               |              |              |                     |               |                |                    |              |            |                          |              |
| Less than \$5 .....   | ...                 | ...          | ...           | ...           | 4 186         | ...          | ...          | ...                 | ...           | 115            | 48                 | ...          | ...        | 469                      | 751          |
| \$5 to \$9 .....  | ...                 | ...          | ...           | ...           | 5 746         | ...          | ...          | ...                 | ...           | 62             | 44                 | ...          | ...        | 550                      | 749          |
| \$10 to \$14 .....  | ...                 | ...          | ...           | ...           | 2 972         | ...          | ...          | ...                 | ...           | 28             | 2                  | ...          | ...        | 168                      | 353          |
| \$15 to \$19 .....  | ...                 | ...          | ...           | ...           | 1 677         | ...          | ...          | ...                 | ...           | 30             | 7                  | ...          | ...        | 79                       | 187          |
| \$20 to \$24 .....  | ...                 | ...          | ...           | ...           | 892           | ...          | ...          | ...                 | ...           | 19             | 5                  | ...          | ...        | 23                       | 109          |
| \$25 or more .....  | ...                 | ...          | ...           | ...           | 1 795         | ...          | ...          | ...                 | ...           | 49             | 15                 | ...          | ...        | 122                      | 713          |
| <b>Median</b> .....   | ...                 | ...          | ...           | ...           | <b>9</b>      | ...          | ...          | ...                 | ...           | <b>8</b>       | <b>7</b>           | ...          | ...        | <b>7</b>                 | <b>10</b>    |
| <b>Condominium and Cooperative Fee</b>  |                     |              |               |               |               |              |              |                     |               |                |                    |              |            |                          |              |
| Fee paid by owners .....  | ...                 | ...          | ...           | ...           | 128           | ...          | ...          | ...                 | ...           | 10             | 4                  | ...          | ...        | 20                       | —            |
| Less than \$25 per month .....  | ...                 | ...          | ...           | ...           | 2             | ...          | ...          | ...                 | ...           | —              | —                  | ...          | ...        | —                        | —            |
| \$25 to \$49 .....  | ...                 | ...          | ...           | ...           | 11            | ...          | ...          | ...                 | ...           | —              | —                  | ...          | ...        | 2                        | —            |
| \$50 to \$74 .....  | ...                 | ...          | ...           | ...           | 8             | ...          | ...          | ...                 | ...           | —              | —                  | ...          | ...        | —                        | —            |
| \$75 to \$99 .....  | ...                 | ...          | ...           | ...           | 21            | ...          | ...          | ...                 | ...           | 2              | 2                  | ...          | ...        | 2                        | —            |
| \$100 to \$149 .....  | ...                 | ...          | ...           | ...           | 44            | ...          | ...          | ...                 | ...           | —              | —                  | ...          | ...        | 4                        | —            |
| \$150 to \$199 .....  | ...                 | ...          | ...           | ...           | 5             | ...          | ...          | ...                 | ...           | 1              | —                  | ...          | ...        | —                        | —            |
| \$200 or more per month .....   | ...                 | ...          | ...           | ...           | —             | ...          | ...          | ...                 | ...           | —              | 1                  | ...          | ...        | —                        | —            |
| Not reported .....  | ...                 | ...          | ...           | ...           | 37            | ...          | ...          | ...                 | ...           | 8              | —                  | ...          | ...        | 12                       | —            |
| <b>Median</b> .....   | ...                 | ...          | ...           | ...           | <b>104</b>    | ...          | ...          | ...                 | ...           | ...            | ...                | ...          | ...        | ...                      | ...          |
| <b>Other Housing Costs per Month</b>  |                     |              |               |               |               |              |              |                     |               |                |                    |              |            |                          |              |
| Homeowner association fee paid .....  | ...                 | ...          | ...           | ...           | 577           | ...          | ...          | ...                 | ...           | —              | —                  | ...          | ...        | 81                       | —            |
| <b>Median</b> .....   | ...                 | ...          | ...           | ...           | <b>21</b>     | ...          | ...          | ...                 | ...           | ...            | ...                | ...          | ...        | <b>26</b>                | ...          |
| Mobile home park fee paid .....   | ...                 | ...          | ...           | ...           | 48            | ...          | ...          | ...                 | ...           | —              | —                  | ...          | ...        | 8                        | 48           |
| <b>Median</b> .....   | ...                 | ...          | ...           | ...           | ...           | ...          | ...          | ...                 | ...           | ...            | ...                | ...          | ...        | ...                      | ...          |
| Land rent fee paid .....  | ...                 | ...          | ...           | ...           | 38            | ...          | ...          | ...                 | ...           | —              | —                  | ...          | ...        | 2                        | —            |
| <b>Median</b> .....   | ...                 | ...          | ...           | ...           | ...           | ...          | ...          | ...                 | ...           | ...            | ...                | ...          | ...        | ...                      | ...          |

Table 1D-7. **Financial Characteristics—All Housing Units—Outside Metropolitan Statistical Areas—Con.**

[Numbers in thousands. **Consistent with the 1990 Census.** ... means not applicable or sample too small. — means zero or rounds to zero]

| Characteristics                           | Total housing units | Seasonal | Year-round |          |               |        |        |          |                     |               |                 |              |                      | New construction 4 years | Mobile homes  |
|---|---------------------|----------|------------|----------|---------------|--------|--------|----------|---------------------|---------------|-----------------|--------------|----------------------|--------------------------|---------------|
|   |                     |          | Total      | Occupied |               |        | Vacant |          |                     |               |                 | Other vacant |                      |                          |               |
|   |                     |          |            | Total    | Owner         | Renter | Total  | For rent | Rental vacancy rate | For sale only | Rent-ed or sold |              | Occa-sional use/ URE |                          |               |
| <b>OWNER HOUSING UNITS—Con.</b>           |                     |          |            |          |               |        |        |          |                     |               |                 |              |                      |                          |               |
| <b>Value<sup>2</sup></b>                  |                     |          |            |          |               |        |        |          |                     |               |                 |              |                      |                          |               |
| Less than \$10,000 .....                  | ...                 | ...      | ...        | ...      | 1 013         | ...    | ...    | ...      | ...                 | 24            | 7               | ...          | ...                  | 74                       | 886           |
| \$10,000 to \$19,999 .....                | ...                 | ...      | ...        | ...      | 858           | ...    | ...    | ...      | ...                 | 12            | 6               | ...          | ...                  | 120                      | 598           |
| \$20,000 to \$29,999 .....                | ...                 | ...      | ...        | ...      | 837           | ...    | ...    | ...      | ...                 | 23            | 4               | ...          | ...                  | 145                      | 424           |
| \$30,000 to \$39,999 .....                | ...                 | ...      | ...        | ...      | 934           | ...    | ...    | ...      | ...                 | 24            | 8               | ...          | ...                  | 116                      | 334           |
| \$40,000 to \$49,999 .....                | ...                 | ...      | ...        | ...      | 1 156         | ...    | ...    | ...      | ...                 | 28            | 12              | ...          | ...                  | 108                      | 284           |
| \$50,000 to \$59,999 .....                | ...                 | ...      | ...        | ...      | 1 162         | ...    | ...    | ...      | ...                 | 28            | 9               | ...          | ...                  | 51                       | 94            |
| \$60,000 to \$69,999 .....                | ...                 | ...      | ...        | ...      | 1 417         | ...    | ...    | ...      | ...                 | 24            | 16              | ...          | ...                  | 72                       | 95            |
| \$70,000 to \$79,999 .....                | ...                 | ...      | ...        | ...      | 1 422         | ...    | ...    | ...      | ...                 | 27            | 24              | ...          | ...                  | 64                       | 86            |
| \$80,000 to \$99,999 .....                | ...                 | ...      | ...        | ...      | 2 391         | ...    | ...    | ...      | ...                 | 23            | 6               | ...          | ...                  | 124                      | 26            |
| \$100,000 to \$119,999 .....              | ...                 | ...      | ...        | ...      | 1 521         | ...    | ...    | ...      | ...                 | 11            | 14              | ...          | ...                  | 84                       | 16            |
| \$120,000 to \$149,999 .....              | ...                 | ...      | ...        | ...      | 1 635         | ...    | ...    | ...      | ...                 | 12            | 2               | ...          | ...                  | 114                      | —             |
| \$150,000 to \$199,999 .....              | ...                 | ...      | ...        | ...      | 1 474         | ...    | ...    | ...      | ...                 | 31            | 2               | ...          | ...                  | 130                      | 4             |
| \$200,000 to \$249,999 .....              | ...                 | ...      | ...        | ...      | 642           | ...    | ...    | ...      | ...                 | 5             | 6               | ...          | ...                  | 82                       | 4             |
| \$250,000 to \$299,999 .....              | ...                 | ...      | ...        | ...      | 332           | ...    | ...    | ...      | ...                 | 10            | 2               | ...          | ...                  | 44                       | —             |
| \$300,000 or more .....                   | ...                 | ...      | ...        | ...      | 475           | ...    | ...    | ...      | ...                 | 22            | 5               | ...          | ...                  | 84                       | 12            |
| <b>Median .....</b>                       | ...                 | ...      | ...        | ...      | <b>78 841</b> | ...    | ...    | ...      | ...                 | <b>65 506</b> | <b>69 742</b>   | ...          | ...                  | <b>73 088</b>            | <b>19 127</b> |
| <b>Other Activities on Property</b>       |                     |          |            |          |               |        |        |          |                     |               |                 |              |                      |                          |               |
| Medical or commercial establishment ..... | ...                 | ...      | ...        | ...      | 206           | ...    | ...    | ...      | ...                 | 2             | —               | ...          | ...                  | 4                        | 38            |
| Neither .....                             | ...                 | ...      | ...        | ...      | 17 063        | ...    | ...    | ...      | ...                 | 301           | 122             | ...          | ...                  | 1 408                    | 2 824         |

<sup>1</sup>Rent asked for vacant units.

<sup>2</sup>Sales price for units that are for sale, purchase price for units sold but not yet occupied.

---

This page left blank to preserve table order.



**Table 2-1. Introductory Characteristics—Occupied Units**

[Numbers in thousands. Consistent with the 1990 Census. ... means not applicable or sample too small. — means zero or rounds to zero]

|   | Characteristics                              | Total occupied units | Tenure        |               | Housing unit characteristics |              |                   |              | Household characteristics |              |                             |                    |                     |
|---|--|----------------------|---------------|---------------|------------------------------|--------------|-------------------|--------------|---------------------------|--------------|-----------------------------|--------------------|---------------------|
|   |  |                      | Owner         | Renter        | New construction 4 years     | Mobile homes | Physical problems |              | Black                     | Hispanic     | Elderly (65 years and over) | Moved in past year | Below poverty level |
|   |  |                      |               |               |                              |              | Severe            | Moderate     |                           |              |                             |                    |                     |
| <b>1</b>                                  | <b>Sample Size .....</b>                     | <b>46 632</b>        | <b>30 828</b> | <b>15 804</b> | <b>2 200</b>                 | <b>2 308</b> | <b>963</b>        | <b>2 179</b> | <b>5 612</b>              | <b>4 534</b> | <b>10 002</b>               | <b>7 626</b>       | <b>6 508</b>        |
| <b>2</b>                                  | <b>Total .....</b>                           | <b>102 803</b>       | <b>68 796</b> | <b>34 007</b> | <b>5 881</b>                 | <b>6 785</b> | <b>2 052</b>      | <b>4 826</b> | <b>12 936</b>             | <b>9 041</b> | <b>21 423</b>               | <b>17 447</b>      | <b>14 264</b>       |
| <b>Tenure</b>                             |  |                      |               |               |                              |              |                   |              |                           |              |                             |                    |                     |
| 3   | Owner occupied .....                         | 68 796               | 68 796        | ...           | 4 825                        | 5 649        | 869               | 2 056        | 6 013                     | 4 087        | 17 196                      | 5 636              | 6 276               |
| 4   | Percent of all occupied .....                | 66.9                 | 100.0         | ...           | 82.0                         | 83.3         | 42.3              | 42.6         | 46.5                      | 45.2         | 80.3                        | 32.3               | 44.0                |
| 5   | Renter occupied .....                        | 34 007               | ...           | 34 007        | 1 056                        | 1 136        | 1 184             | 2 769        | 6 923                     | 4 955        | 4 227                       | 11 811             | 7 988               |
| <b>Race and Origin</b>                    |  |                      |               |               |                              |              |                   |              |                           |              |                             |                    |                     |
| 6   | White .....                                  | 83 624               | 60 041        | 23 583        | 4 934                        | 5 983        | 1 428             | 3 219        | ...                       | 6 733        | 18 942                      | 13 164             | 9 708               |
| 7   | Non-Hispanic .....                           | 76 891               | 56 716        | 20 175        | 4 645                        | 5 681        | 1 189             | 2 680        | ...                       | ...          | 18 072                      | 11 690             | 8 226               |
| 8   | Hispanic .....                               | 6 733                | 3 326         | 3 408         | 289                          | 301          | 239               | 539          | ...                       | 6 733        | 870                         | 1 473              | 1 482               |
| 9   | Black .....                                  | 12 936               | 6 013         | 6 923         | 625                          | 586          | 446               | 1 241        | 12 936                    | 235          | 2 001                       | 2 643              | 3 399               |
| 10  | American Indian, Eskimo, and Aleut .....     | 666                  | 306           | 360           | 29                           | 74           | 20                | 62           | ...                       | 65           | 80                          | 138                | 166                 |
| 11  | Asian and Pacific Islander .....             | 3 049                | 1 566         | 1 483         | 194                          | 41           | 52                | 122          | ...                       | 57           | 253                         | 759                | 400                 |
| 12  | Other .....                                  | 2 528                | 869           | 1 659         | 99                           | 101          | 106               | 181          | ...                       | 1 950        | 147                         | 743                | 591                 |
| 13  | Total Hispanic .....                         | 9 041                | 4 087         | 4 955         | 373                          | 401          | 344               | 724          | 235                       | 9 041        | 1 022                       | 2 122              | 2 052               |
| <b>Units in Structure</b>                 |  |                      |               |               |                              |              |                   |              |                           |              |                             |                    |                     |
| 14  | 1, detached .....                            | 64 536               | 56 471        | 8 065         | 3 363                        | ...          | 925               | 2 335        | 6 076                     | 4 372        | 14 715                      | 6 549              | 6 411               |
| 15  | 1, attached .....                            | 6 963                | 3 499         | 3 465         | 455                          | ...          | 111               | 210          | 1 411                     | 740          | 1 212                       | 1 880              | 1 096               |
| 16  | 2 to 4 .....                                 | 8 572                | 1 466         | 7 105         | 145                          | ...          | 269               | 728          | 1 728                     | 1 137        | 1 205                       | 2 609              | 1 849               |
| 17  | 5 to 9 .....                                 | 4 847                | 469           | 4 378         | 198                          | ...          | 191               | 341          | 1 022                     | 725          | 570                         | 1 701              | 1 057               |
| 18  | 10 to 19 .....                               | 4 416                | 357           | 4 059         | 227                          | ...          | 133               | 332          | 804                       | 613          | 512                         | 1 767              | 877                 |
| 19  | 20 to 49 .....                               | 3 343                | 341           | 3 002         | 161                          | ...          | 169               | 303          | 593                       | 605          | 636                         | 1 045              | 743                 |
| 20  | 50 or more .....                             | 3 341                | 544           | 2 797         | 63                           | ...          | 160               | 220          | 716                       | 447          | 1 212                       | 772                | 853                 |
| 21  | Mobile home or trailer .....                 | 6 785                | 5 649         | 1 136         | 1 270                        | 6 785        | 95                | 357          | 586                       | 401          | 1 362                       | 1 123              | 1 378               |
| <b>Cooperatives and Condominiums</b>      |  |                      |               |               |                              |              |                   |              |                           |              |                             |                    |                     |
| 22  | Cooperatives .....                           | 588                  | 366           | 222           | 19                           | 13           | 28                | 26           | 99                        | 54           | 192                         | 98                 | 90                  |
| 23  | Condominiums .....                           | 4 438                | 3 029         | 1 409         | 250                          | 4            | 69                | 162          | 413                       | 381          | 1 248                       | 866                | 510                 |
| <b>Year Structure Built<sup>1</sup></b>   |  |                      |               |               |                              |              |                   |              |                           |              |                             |                    |                     |
| 24  | 2000 to 2004 .....                           | —                    | —             | —             | —                            | —            | —                 | —            | —                         | —            | —                           | —                  | —                   |
| 25  | 1995 to 1999 .....                           | 7 402                | 6 040         | 1 363         | 5 881                        | 1 436        | 60                | 159          | 734                       | 466          | 781                         | 2 292              | 677                 |
| 26  | 1990 to 1994 .....                           | 6 547                | 5 234         | 1 313         | —                            | 965          | 39                | 140          | 524                       | 424          | 896                         | 953                | 566                 |
| 27  | 1985 to 1989 .....                           | 8 007                | 5 283         | 2 724         | ...                          | 753          | 92                | 233          | 754                       | 545          | 1 126                       | 1 565              | 874                 |
| 28  | 1980 to 1984 .....                           | 6 753                | 4 297         | 2 456         | ...                          | 766          | 75                | 197          | 767                       | 625          | 1 084                       | 1 391              | 882                 |
| 29  | 1975 to 1979 .....                           | 10 472               | 7 053         | 3 419         | ...                          | 1 035        | 164               | 349          | 960                       | 927          | 1 928                       | 1 611              | 1 371               |
| 30  | 1970 to 1974 .....                           | 10 144               | 6 218         | 3 926         | ...                          | 1 073        | 166               | 428          | 1 382                     | 875          | 2 099                       | 1 839              | 1 652               |
| 31  | 1960 to 1969 .....                           | 14 228               | 9 483         | 4 746         | ...                          | 602          | 274               | 621          | 1 907                     | 1 295        | 3 689                       | 2 147              | 1 971               |
| 32  | 1950 to 1959 .....                           | 12 295               | 8 919         | 3 375         | ...                          | 103          | 273               | 584          | 1 674                     | 1 255        | 3 707                       | 1 555              | 1 679               |
| 33  | 1940 to 1949 .....                           | 7 426                | 4 721         | 2 705         | ...                          | 16           | 234               | 576          | 1 282                     | 932          | 1 869                       | 1 074              | 1 340               |
| 34  | 1930 to 1939 .....                           | 5 731                | 3 387         | 2 344         | ...                          | 38           | 196               | 466          | 1 073                     | 645          | 1 170                       | 934                | 1 024               |
| 35  | 1920 to 1929 .....                           | 4 963                | 2 896         | 2 066         | ...                          | —            | 154               | 385          | 845                       | 448          | 1 096                       | 767                | 814                 |
| 36  | 1919 or earlier .....                        | 8 835                | 5 264         | 3 571         | ...                          | —            | 326               | 686          | 1 033                     | 605          | 1 978                       | 1 319              | 1 414               |
| 37  | <b>Median .....</b>                          | <b>1969</b>          | <b>1970</b>   | <b>1966</b>   | <b>1995+</b>                 | <b>1983</b>  | <b>1954</b>       | <b>1955</b>  | <b>1963</b>               | <b>1965</b>  | <b>1962</b>                 | <b>1973</b>        | <b>1964</b>         |
| <b>Metropolitan/Nonmetropolitan Areas</b> |  |                      |               |               |                              |              |                   |              |                           |              |                             |                    |                     |
| 38  | Inside metropolitan statistical areas .....  | 79 911               | 51 527        | 28 385        | 4 311                        | 3 370        | 1 648             | 3 428        | 11 137                    | 8 194        | 15 583                      | 14 211             | 10 489              |
| 39  | In central cities .....                      | 31 131               | 15 512        | 15 619        | 868                          | 348          | 963               | 1 967        | 7 117                     | 4 300        | 5 874                       | 6 541              | 5 596               |
| 40  | Suburbs .....                                | 48 780               | 36 015        | 12 766        | 3 443                        | 3 022        | 685               | 1 462        | 4 020                     | 3 894        | 9 708                       | 7 670              | 4 893               |
| 41  | Outside metropolitan statistical areas ..... | 22 891               | 17 269        | 5 622         | 1 570                        | 3 415        | 404               | 1 397        | 1 799                     | 847          | 5 840                       | 3 236              | 3 775               |
| <b>Regions</b>                            |  |                      |               |               |                              |              |                   |              |                           |              |                             |                    |                     |
| 42  | Northeast .....                              | 19 958               | 12 644        | 7 314         | 468                          | 564          | 588               | 693          | 2 334                     | 1 460        | 4 664                       | 2 534              | 2 535               |
| 43  | Midwest .....                                | 24 360               | 17 568        | 6 791         | 1 173                        | 1 179        | 405               | 713          | 2 453                     | 680          | 5 157                       | 3 884              | 2 963               |
| 44  | South .....                                  | 36 389               | 25 180        | 11 209        | 2 923                        | 3 745        | 598               | 2 544        | 6 927                     | 3 168        | 7 561                       | 6 488              | 5 745               |
| 45  | West .....                                   | 22 096               | 13 403        | 8 692         | 1 317                        | 1 298        | 461               | 875          | 1 222                     | 3 734        | 4 041                       | 4 542              | 3 020               |
| <b>Urbanized Areas</b>                    |  |                      |               |               |                              |              |                   |              |                           |              |                             |                    |                     |
| 46  | Inside urbanized areas .....                 | ...                  | ...           | ...           | ...                          | ...          | ...               | ...          | ...                       | ...          | ...                         | ...                | ...                 |
| 47  | In central cities of MSAs .....              | ...                  | ...           | ...           | ...                          | ...          | ...               | ...          | ...                       | ...          | ...                         | ...                | ...                 |
| 48  | Urban fringe .....                           | ...                  | ...           | ...           | ...                          | ...          | ...               | ...          | ...                       | ...          | ...                         | ...                | ...                 |
| 49  | Outside urbanized areas .....                | ...                  | ...           | ...           | ...                          | ...          | ...               | ...          | ...                       | ...          | ...                         | ...                | ...                 |
| 50  | Other urban .....                            | ...                  | ...           | ...           | ...                          | ...          | ...               | ...          | ...                       | ...          | ...                         | ...                | ...                 |
| 51  | Rural .....                                  | ...                  | ...           | ...           | ...                          | ...          | ...               | ...          | ...                       | ...          | ...                         | ...                | ...                 |
| <b>Place Size</b>                         |  |                      |               |               |                              |              |                   |              |                           |              |                             |                    |                     |
| 52  | Less than 2,500 persons .....                | 4 611                | 3 378         | 1 232         | 191                          | 481          | 78                | 189          | 194                       | 152          | 1 291                       | 699                | 702                 |
| 53  | 2,500 to 9,999 persons .....                 | 9 472                | 6 658         | 2 814         | 375                          | 502          | 154               | 480          | 669                       | 642          | 2 361                       | 1 470              | 1 303               |
| 54  | 10,000 to 19,999 persons .....               | 8 514                | 5 654         | 2 860         | 283                          | 245          | 163               | 372          | 914                       | 642          | 1 985                       | 1 493              | 1 095               |
| 55  | 20,000 to 49,999 persons .....               | 13 029               | 8 192         | 4 837         | 512                          | 215          | 242               | 473          | 1 548                     | 1 237        | 2 783                       | 2 367              | 1 658               |
| 56  | 50,000 to 99,999 persons .....               | 8 830                | 5 176         | 3 654         | 376                          | 176          | 181               | 427          | 1 005                     | 1 156        | 1 783                       | 1 858              | 1 315               |
| 57  | 100,000 to 249,999 persons .....             | 7 899                | 4 328         | 3 571         | 270                          | 134          | 183               | 459          | 1 566                     | 989          | 1 341                       | 1 653              | 1 270               |
| 58  | 250,000 to 499,999 persons .....             | 5 384                | 2 742         | 2 642         | 188                          | 40           | 104               | 270          | 1 210                     | 675          | 935                         | 1 291              | 926                 |
| 59  | 500,000 to 999,999 persons .....             | 4 590                | 2 298         | 2 293         | 98                           | 39           | 136               | 401          | 1 254                     | 615          | 860                         | 970                | 833                 |
| 60  | 1,000,000 persons or more .....              | 6 695                | 2 587         | 4 107         | 98                           | 15           | 369               | 465          | 2 123                     | 1 392        | 1 298                       | 1 085              | 1 429               |

<sup>1</sup>For mobile homes, oldest category is 1939 or earlier.

| Total occupied units | In MSAs        |               | Outside MSAs  | Urban         |              | Rural         |               |               | Regions       |               |               |               |           |
|----------------------|----------------|---------------|---------------|---------------|--------------|---------------|---------------|---------------|---------------|---------------|---------------|---------------|-----------|
|                      | Central cities | Suburbs       |               | Total         | Outside MSAs | Total         | Suburbs       | Outside MSAs  | Northeast     | Midwest       | South         | West          |           |
| <b>46 632</b>        | <b>14 510</b>  | <b>22 752</b> | <b>9 370</b>  | <b>34 547</b> | <b>3 338</b> | <b>12 085</b> | <b>5 992</b>  | <b>6 032</b>  | <b>9 255</b>  | <b>12 385</b> | <b>14 681</b> | <b>10 311</b> | <b>1</b>  |
| <b>102 803</b>       | <b>31 131</b>  | <b>48 780</b> | <b>22 891</b> | <b>73 259</b> | <b>7 912</b> | <b>29 544</b> | <b>14 420</b> | <b>14 979</b> | <b>19 958</b> | <b>24 360</b> | <b>36 389</b> | <b>22 096</b> | <b>2</b>  |
| 68 796               | 15 512         | 36 015        | 17 269        | 44 139        | 4 972        | 24 657        | 12 256        | 12 297        | 12 644        | 17 568        | 25 180        | 13 403        | 3         |
| 66.9                 | 49.8           | 73.8          | 75.4          | 60.3          | 62.8         | 83.5          | 85.0          | 82.1          | 63.4          | 72.1          | 69.2          | 60.7          | 4         |
| 34 007               | 15 619         | 12 766        | 5 622         | 29 120        | 2 940        | 4 887         | 2 164         | 2 683         | 7 314         | 6 791         | 11 209        | 8 692         | 5         |
| 83 624               | 21 096         | 42 012        | 20 516        | 56 516        | 6 850        | 27 108        | 13 328        | 13 665        | 16 372        | 21 159        | 28 209        | 17 884        | 6         |
| 76 891               | 18 114         | 38 927        | 19 850        | 50 658        | 6 491        | 26 233        | 12 764        | 13 359        | 15 508        | 20 716        | 25 575        | 15 091        | 7         |
| 6 733                | 2 983          | 3 085         | 665           | 5 858         | 359          | 875           | 564           | 306           | 864           | 443           | 2 634         | 2 792         | 8         |
| 12 936               | 7 117          | 4 020         | 1 799         | 11 212        | 831          | 1 724         | 729           | 968           | 2 334         | 2 453         | 6 927         | 1 222         | 9         |
| 666                  | 188            | 168           | 310           | 424           | 111          | 242           | 43            | 199           | 60            | 139           | 160           | 307           | 10        |
| 3 049                | 1 374          | 1 589         | 86            | 2 774         | 39           | 274           | 225           | 47            | 536           | 331           | 504           | 1 677         | 11        |
| 2 528                | 1 356          | 991           | 180           | 2 333         | 80           | 195           | 95            | 100           | 655           | 278           | 589           | 1 006         | 12        |
| 9 041                | 4 300          | 3 894         | 847           | 7 990         | 438          | 1 051         | 638           | 408           | 1 460         | 680           | 3 168         | 3 734         | 13        |
| 64 536               | 15 000         | 33 080        | 16 455        | 42 480        | 5 359        | 22 056        | 10 849        | 11 097        | 10 624        | 17 006        | 23 431        | 13 475        | 14        |
| 6 963                | 2 963          | 3 494         | 506           | 6 206         | 336          | 757           | 578           | 169           | 1 948         | 1 105         | 2 381         | 1 530         | 15        |
| 8 572                | 4 262          | 2 956         | 1 354         | 7 783         | 943          | 789           | 365           | 411           | 2 763         | 1 988         | 1 979         | 1 842         | 16        |
| 4 847                | 2 378          | 1 973         | 495           | 4 512         | 368          | 334           | 205           | 127           | 972           | 1 010         | 1 651         | 1 214         | 17        |
| 4 416                | 2 125          | 1 956         | 335           | 4 069         | 248          | 347           | 249           | 88            | 739           | 858           | 1 721         | 1 099         | 18        |
| 3 343                | 1 877          | 1 253         | 213           | 3 184         | 147          | 159           | 94            | 66            | 959           | 595           | 849           | 940           | 19        |
| 3 341                | 2 179          | 1 045         | 117           | 3 301         | 113          | 39            | 35            | 4             | 1 390         | 618           | 632           | 700           | 20        |
| 6 785                | 348            | 3 022         | 3 415         | 1 723         | 397          | 5 062         | 2 044         | 3 017         | 564           | 1 179         | 3 745         | 1 298         | 21        |
| 588                  | 396            | 179           | 13            | 545           | —            | 43            | 31            | 13            | 411           | 65            | 52            | 60            | 22        |
| 4 438                | 1 550          | 2 662         | 226           | 3 979         | 153          | 459           | 381           | 73            | 861           | 804           | 1 466         | 1 308         | 23        |
| —                    | —              | —             | —             | —             | —            | —             | —             | —             | —             | —             | —             | —             | 24        |
| 7 402                | 1 065          | 4 374         | 1 963         | 3 867         | 393          | 3 535         | 1 965         | 1 570         | 641           | 1 525         | 3 576         | 1 660         | 25        |
| 6 547                | 1 055          | 3 855         | 1 637         | 3 494         | 308          | 3 053         | 1 704         | 1 330         | 696           | 1 444         | 2 819         | 1 589         | 26        |
| 8 007                | 1 712          | 4 891         | 1 404         | 5 079         | 348          | 2 927         | 1 826         | 1 056         | 1 182         | 1 386         | 3 389         | 2 050         | 27        |
| 6 753                | 1 750          | 3 520         | 1 483         | 4 573         | 494          | 2 179         | 1 153         | 989           | 708           | 1 074         | 3 405         | 1 565         | 28        |
| 10 472               | 2 443          | 5 333         | 2 696         | 6 746         | 772          | 3 726         | 1 791         | 1 925         | 1 219         | 2 290         | 4 224         | 2 738         | 29        |
| 10 144               | 2 721          | 5 079         | 2 344         | 7 217         | 789          | 2 927         | 1 358         | 1 555         | 1 424         | 2 176         | 4 126         | 2 419         | 30        |
| 14 228               | 4 364          | 7 281         | 2 584         | 11 234        | 1 041        | 2 994         | 1 446         | 1 543         | 2 453         | 3 241         | 5 120         | 3 414         | 31        |
| 12 295               | 4 310          | 5 824         | 2 161         | 10 295        | 1 066        | 1 999         | 898           | 1 095         | 2 570         | 3 225         | 3 851         | 2 649         | 32        |
| 7 426                | 3 063          | 2 872         | 1 491         | 6 061         | 688          | 1 365         | 560           | 804           | 1 695         | 1 748         | 2 420         | 1 564         | 33        |
| 5 731                | 2 614          | 1 772         | 1 344         | 4 493         | 520          | 1 238         | 407           | 825           | 1 639         | 1 546         | 1 494         | 1 053         | 34        |
| 4 963                | 2 532          | 1 434         | 997           | 4 052         | 416          | 911           | 330           | 582           | 1 810         | 1 623         | 847           | 683           | 35        |
| 8 835                | 3 502          | 2 547         | 2 787         | 6 147         | 1 079        | 2 688         | 981           | 1 708         | 3 921         | 3 081         | 1 119         | 714           | 36        |
| <b>1969</b>          | <b>1959</b>    | <b>1973</b>   | <b>1970</b>   | <b>1965</b>   | <b>1962</b>  | <b>1976</b>   | <b>1978</b>   | <b>1973</b>   | <b>1954</b>   | <b>1963</b>   | <b>1974</b>   | <b>1972</b>   | <b>37</b> |
| 79 911               | 31 131         | 48 780        | ...           | 65 347        | ...          | 14 564        | 14 420        | ...           | 17 336        | 17 270        | 26 668        | 18 638        | 38        |
| 31 131               | 31 131         | ...           | ...           | 30 987        | ...          | ...           | ...           | ...           | 6 415         | 6 769         | 10 044        | 7 904         | 39        |
| 48 780               | ...            | 48 780        | ...           | 34 360        | ...          | 14 420        | 14 420        | ...           | 10 921        | 10 501        | 16 624        | 10 734        | 40        |
| 22 891               | ...            | ...           | 22 891        | 7 912         | 7 912        | 14 979        | ...           | 14 979        | 2 622         | 7 090         | 9 721         | 3 458         | 41        |
| 19 958               | 6 415          | 10 921        | 2 622         | 15 030        | 757          | 4 928         | 3 063         | 1 865         | 19 958        | ...           | ...           | ...           | 42        |
| 24 360               | 6 769          | 10 501        | 7 090         | 17 004        | 2 678        | 7 356         | 2 942         | 4 412         | ...           | 24 360        | ...           | ...           | 43        |
| 36 389               | 10 044         | 16 624        | 9 721         | 23 025        | 2 915        | 13 364        | 6 473         | 6 807         | ...           | ...           | 36 389        | ...           | 44        |
| 22 096               | 7 904          | 10 734        | 3 458         | 18 200        | 1 562        | 3 896         | 1 942         | 1 896         | ...           | ...           | ...           | 22 096        | 45        |
| ...                  | ...            | ...           | ...           | ...           | ...          | ...           | ...           | ...           | ...           | ...           | ...           | ...           | 46        |
| ...                  | ...            | ...           | ...           | ...           | ...          | ...           | ...           | ...           | ...           | ...           | ...           | ...           | 47        |
| ...                  | ...            | ...           | ...           | ...           | ...          | ...           | ...           | ...           | ...           | ...           | ...           | ...           | 48        |
| ...                  | ...            | ...           | ...           | ...           | ...          | ...           | ...           | ...           | ...           | ...           | ...           | ...           | 49        |
| ...                  | ...            | ...           | ...           | ...           | ...          | ...           | ...           | ...           | ...           | ...           | ...           | ...           | 50        |
| ...                  | ...            | ...           | ...           | ...           | ...          | ...           | ...           | ...           | ...           | ...           | ...           | ...           | 51        |
| 4 611                | —              | 1 796         | 2 815         | 454           | 6            | 4 156         | 1 348         | 2 809         | 716           | 1 905         | 1 421         | 569           | 52        |
| 9 472                | —              | 6 136         | 3 336         | 9 373         | 3 305        | 99            | 68            | 31            | 1 849         | 2 733         | 3 243         | 1 647         | 53        |
| 8 514                | 158            | 5 919         | 2 437         | 8 471         | 2 437        | 43            | 19            | —             | 1 560         | 2 520         | 3 004         | 1 430         | 54        |
| 13 029               | 3 060          | 8 074         | 1 895         | 12 985        | 1 890        | 44            | 22            | 5             | 2 420         | 3 273         | 3 844         | 3 493         | 55        |
| 8 830                | 4 595          | 4 204         | 31            | 8 776         | 31           | 54            | 31            | —             | 2 014         | 2 354         | 1 660         | 2 803         | 56        |
| 7 899                | 6 648          | 1 251         | —             | 7 850         | —            | 49            | 11            | —             | 906           | 1 397         | 2 946         | 2 650         | 57        |
| 5 384                | 5 384          | —             | —             | 5 359         | —            | 26            | —             | —             | 386           | 1 127         | 2 143         | 1 729         | 58        |
| 4 590                | 4 590          | —             | —             | 4 573         | —            | 17            | —             | —             | 238           | 967           | 1 922         | 1 463         | 59        |
| 6 695                | 6 695          | —             | —             | 6 695         | —            | —             | —             | —             | 3 397         | 1 281         | 729           | 1 287         | 60        |

**Table 2-2. Height and Condition of Building—Occupied Units**

[Numbers in thousands. Consistent with the 1990 Census. ... means not applicable or sample too small. — means zero or rounds to zero]

|          | Characteristics   | Total occupied units | Tenure        |               | Housing unit characteristics |              |                   |              | Household characteristics |              |                             |                    |                     |
|----------|---|----------------------|---------------|---------------|------------------------------|--------------|-------------------|--------------|---------------------------|--------------|-----------------------------|--------------------|---------------------|
|          |   |                      | Owner         | Renter        | New construction 4 years     | Mobile homes | Physical problems |              | Black                     | Hispanic     | Elderly (65 years and over) | Moved in past year | Below poverty level |
|          |   |                      |               |               |                              |              | Severe            | Moderate     |                           |              |                             |                    |                     |
| <b>1</b> | <b>Total</b> .....  | <b>102 803</b>       | <b>68 796</b> | <b>34 007</b> | <b>5 881</b>                 | <b>6 785</b> | <b>2 052</b>      | <b>4 826</b> | <b>12 936</b>             | <b>9 041</b> | <b>21 423</b>               | <b>17 447</b>      | <b>14 264</b>       |
|          | <b>Stories in Structure<sup>1</sup></b>                   |                      |               |               |                              |              |                   |              |                           |              |                             |                    |                     |
| 2        | 1 .....   | 33 413               | 24 502        | 8 911         | 1 582                        | ...          | 601               | 1 993        | 4 447                     | 4 029        | 8 370                       | 4 910              | 5 065               |
| 3        | 2 .....   | 33 790               | 21 304        | 12 485        | 1 791                        | ...          | 608               | 1 223        | 3 855                     | 2 626        | 6 297                       | 6 344              | 4 029               |
| 4        | 3 .....   | 21 894               | 14 709        | 7 185         | 1 141                        | ...          | 424               | 810          | 2 731                     | 1 124        | 3 662                       | 3 840              | 2 424               |
| 5        | 4 to 6 .....  | 5 081                | 2 258         | 2 823         | 85                           | ...          | 225               | 321          | 845                       | 668          | 1 039                       | 902                | 857                 |
| 6        | 7 or more .....   | 1 841                | 374           | 1 467         | 13                           | ...          | 99                | 122          | 472                       | 193          | 693                         | 327                | 511                 |
|          | <b>Stories Between Main and Apartment Entrances</b>       |                      |               |               |                              |              |                   |              |                           |              |                             |                    |                     |
| 7        | Multiunits, 2 or more floors .....                        | 21 622               | 2 881         | 18 742        | 702                          | ...          | 829               | 1 634        | 4 241                     | 3 034        | 3 534                       | 6 902              | 4 568               |
| 8        | None (on same floor) .....                                | 7 188                | 1 120         | 6 068         | 225                          | ...          | 238               | 516          | 1 320                     | 908          | 1 101                       | 2 428              | 1 429               |
| 9        | 1 (up or down) .....                                      | 5 939                | 713           | 5 225         | 193                          | ...          | 200               | 440          | 1 180                     | 868          | 764                         | 1 970              | 1 152               |
| 10       | 2 or more (up or down) .....                              | 8 495                | 1 047         | 7 449         | 284                          | ...          | 391               | 677          | 1 741                     | 1 258        | 1 669                       | 2 504              | 1 988               |
|          | <b>Common Stairways</b>                                   |                      |               |               |                              |              |                   |              |                           |              |                             |                    |                     |
| 11       | Multiunits, 2 or more floors .....                        | 21 622               | 2 881         | 18 742        | 702                          | ...          | 829               | 1 634        | 4 241                     | 3 034        | 3 534                       | 6 902              | 4 568               |
| 12       | No common stairways .....                                 | 1 964                | 322           | 1 642         | 60                           | ...          | 48                | 162          | 348                       | 172          | 229                         | 746                | 349                 |
| 13       | With common stairways .....                               | 18 970               | 2 465         | 16 505        | 613                          | ...          | 758               | 1 430        | 3 737                     | 2 780        | 3 173                       | 5 939              | 4 004               |
| 14       | No loose steps .....                                      | 16 317               | 2 203         | 14 114        | 532                          | ...          | 603               | 1 135        | 3 180                     | 2 252        | 2 774                       | 5 072              | 3 305               |
| 15       | Railings not loose .....                                  | 13 370               | 1 808         | 11 562        | 441                          | ...          | 466               | 850          | 2 594                     | 1 791        | 2 297                       | 4 139              | 2 635               |
| 16       | Railings loose .....                                      | 2 330                | 324           | 2 006         | 72                           | ...          | 103               | 231          | 460                       | 389          | 393                         | 698                | 521                 |
| 17       | No railings .....   | 452                  | 57            | 395           | 16                           | ...          | 27                | 46           | 86                        | 46           | 59                          | 148                | 90                  |
| 18       | Status of railings not reported .....                     | 165                  | 14            | 151           | 4                            | ...          | 8                 | 7            | 40                        | 24           | 25                          | 87                 | 59                  |
| 19       | Loose steps .....   | 2 653                | 262           | 2 391         | 81                           | ...          | 155               | 295          | 557                       | 528          | 399                         | 867                | 699                 |
| 20       | Railings not loose .....                                  | 2 265                | 237           | 2 028         | 81                           | ...          | 107               | 155          | 456                       | 443          | 358                         | 732                | 574                 |
| 21       | Railings loose .....                                      | 339                  | 25            | 314           | —                            | ...          | 46                | 130          | 88                        | 84           | 32                          | 107                | 112                 |
| 22       | No railings .....   | 35                   | —             | 35            | —                            | ...          | 2                 | 9            | 11                        | —            | 6                           | 19                 | 7                   |
| 23       | Status of railings not reported .....                     | 15                   | —             | 15            | —                            | ...          | —                 | 2            | 3                         | 1            | 3                           | 8                  | 7                   |
| 24       | Status of stairways not reported .....                    | 688                  | 94            | 594           | 29                           | ...          | 22                | 42           | 156                       | 82           | 132                         | 217                | 215                 |
|          | <b>Light Fixtures in Public Halls</b>                     |                      |               |               |                              |              |                   |              |                           |              |                             |                    |                     |
| 25       | 2 or more units in structure .....                        | 24 518               | 3 177         | 21 341        | 794                          | ...          | 921               | 1 924        | 4 863                     | 3 527        | 4 134                       | 7 895              | 5 379               |
| 26       | No public halls .....                                     | 3 973                | 459           | 3 515         | 135                          | ...          | 95                | 313          | 782                       | 611          | 538                         | 1 562              | 918                 |
| 27       | No light fixtures in public halls .....                   | 619                  | 84            | 535           | 3                            | ...          | 11                | 60           | 121                       | 69           | 71                          | 204                | 135                 |
| 28       | All in working order .....                                | 17 247               | 2 356         | 14 891        | 574                          | ...          | 672               | 1 212        | 3 380                     | 2 422        | 3 165                       | 5 248              | 3 581               |
| 29       | Some in working order .....                               | 580                  | 17            | 563           | 4                            | ...          | 46                | 67           | 115                       | 96           | 37                          | 197                | 158                 |
| 30       | None in working order .....                               | 1 171                | 141           | 1 030         | 41                           | ...          | 72                | 208          | 235                       | 205          | 177                         | 391                | 292                 |
| 31       | Not reported .....  | 927                  | 121           | 806           | 36                           | ...          | 26                | 63           | 230                       | 124          | 147                         | 292                | 294                 |
|          | <b>Elevator on Floor</b>                                  |                      |               |               |                              |              |                   |              |                           |              |                             |                    |                     |
| 32       | Multiunits, 2 or more floors .....                        | 21 622               | 2 881         | 18 742        | 702                          | ...          | 829               | 1 634        | 4 241                     | 3 034        | 3 534                       | 6 902              | 4 568               |
| 33       | With 1 or more elevators working .....                    | 4 776                | 811           | 3 965         | 117                          | ...          | 196               | 360          | 959                       | 648          | 1 426                       | 1 175              | 1 105               |
| 34       | With elevator, none in working condition .....            | 220                  | 19            | 201           | 7                            | ...          | 16                | 15           | 78                        | 13           | 96                          | 46                 | 58                  |
| 35       | No elevator .....   | 16 627               | 2 051         | 14 576        | 578                          | ...          | 616               | 1 259        | 3 204                     | 2 372        | 2 011                       | 5 681              | 3 405               |
| 36       | Units 3 or more floors from main entrance .....           | 1 535                | 122           | 1 414         | 84                           | ...          | 102               | 167          | 319                       | 234          | 162                         | 515                | 366                 |
|          | <b>Foundation</b>   |                      |               |               |                              |              |                   |              |                           |              |                             |                    |                     |
| 37       | 1 unit bldg. excl. mobile homes .....                     | 71 499               | 59 969        | 11 530        | 3 818                        | ...          | 1 036             | 2 545        | 7 487                     | 5 113        | 15 927                      | 8 430              | 7 507               |
| 38       | With basement under all of building .....                 | 23 706               | 21 244        | 2 462         | 1 064                        | ...          | 316               | 370          | 2 309                     | 699          | 5 405                       | 2 175              | 1 953               |
| 39       | With basement under part of building .....                | 8 197                | 7 291         | 905           | 263                          | ...          | 113               | 236          | 428                       | 213          | 1 832                       | 707                | 636                 |
| 40       | With crawl space .....                                    | 18 421               | 14 854        | 3 567         | 731                          | ...          | 343               | 1 349        | 2 244                     | 1 523        | 4 553                       | 2 177              | 2 508               |
| 41       | On concrete slab .....                                    | 20 539               | 16 120        | 4 419         | 1 706                        | ...          | 249               | 538          | 2 469                     | 2 592        | 4 003                       | 3 268              | 2 305               |
| 42       | Other .....   | 636                  | 459           | 177           | 54                           | ...          | 15                | 51           | 37                        | 86           | 133                         | 103                | 105                 |
|          | <b>External Building Conditions<sup>2</sup></b>           |                      |               |               |                              |              |                   |              |                           |              |                             |                    |                     |
| 43       | Sagging roof .....  | 2 407                | 1 417         | 990           | 42                           | 223          | 129               | 409          | 401                       | 231          | 341                         | 425                | 480                 |
| 44       | Missing roofing material .....                            | 3 700                | 2 185         | 1 516         | 47                           | 184          | 170               | 475          | 527                       | 434          | 661                         | 592                | 715                 |
| 45       | Hole in roof .....  | 1 877                | 1 016         | 861           | 41                           | 180          | 119               | 431          | 434                       | 206          | 296                         | 299                | 457                 |
| 46       | Missing bricks, siding, other outside wall material ..... | 2 485                | 1 256         | 1 229         | 46                           | 157          | 179               | 473          | 495                       | 294          | 310                         | 459                | 565                 |
| 47       | Sloping outside walls .....                               | 1 582                | 814           | 769           | 26                           | 173          | 151               | 300          | 294                       | 169          | 194                         | 339                | 389                 |
| 48       | Boarded up windows .....                                  | 1 030                | 442           | 587           | 19                           | 70           | 84                | 222          | 260                       | 175          | 118                         | 229                | 309                 |
| 49       | Broken windows .....                                      | 4 171                | 2 311         | 1 860         | 42                           | 423          | 240               | 687          | 756                       | 627          | 495                         | 776                | 976                 |
| 50       | Bars on windows .....                                     | 4 811                | 2 415         | 2 396         | 43                           | 41           | 172               | 407          | 1 594                     | 1 171        | 1 050                       | 802                | 1 024               |
| 51       | Foundation crumbling or has open crack or hole .....      | 2 831                | 1 612         | 1 218         | 44                           | 73           | 176               | 464          | 479                       | 263          | 417                         | 475                | 527                 |
| 52       | None of the above .....                                   | 81 502               | 57 265        | 24 237        | 5 507                        | 5 557        | 1 272             | 2 731        | 8 729                     | 6 100        | 17 750                      | 13 558             | 10 086              |
| 53       | Not reported .....  | 2 739                | 1 928         | 811           | 145                          | 211          | 46                | 88           | 431                       | 222          | 464                         | 444                | 481                 |
|          | <b>Site Placement</b>                                     |                      |               |               |                              |              |                   |              |                           |              |                             |                    |                     |
| 54       | Mobile homes .....  | 6 785                | 5 649         | 1 136         | 1 270                        | 6 785        | 95                | 357          | 586                       | 401          | 1 362                       | 1 123              | 1 378               |
| 55       | First site .....  | 4 275                | 3 869         | 406           | 1 014                        | 4 275        | 33                | 180          | 425                       | 225          | 1 008                       | 415                | 717                 |
| 56       | Moved from another site .....                             | 1 282                | 1 089         | 193           | 175                          | 1 282        | 40                | 107          | 79                        | 64           | 214                         | 146                | 324                 |
| 57       | Don't know .....  | 704                  | 370           | 334           | 45                           | 704          | 14                | 53           | 49                        | 64           | 70                          | 224                | 207                 |
| 58       | Not reported .....  | 525                  | 321           | 203           | 35                           | 525          | 8                 | 17           | 33                        | 48           | 70                          | 338                | 130                 |
|          | <b>Previous Occupancy</b>                                 |                      |               |               |                              |              |                   |              |                           |              |                             |                    |                     |
| 59       | Unit built 1990 or later .....                            | 13 949               | 11 274        | 2 676         | 5 881                        | 2 400        | 99                | 300          | 1 259                     | 890          | 1 677                       | 3 245              | 1 243               |
| 60       | Not previously occupied .....                             | 9 172                | 8 517         | 654           | 4 660                        | 1 728        | 59                | 106          | 766                       | 511          | 1 204                       | 1 377              | 656                 |
| 61       | Not reported .....  | 318                  | 196           | 122           | 118                          | 77           | —                 | 32           | 64                        | 17           | 16                          | 88                 | 85                  |

<sup>1</sup>Figures exclude mobile homes.

<sup>2</sup>Figures may not add to total because more than one category may apply to a unit.

| Total occupied units | In MSAs        |               | Outside MSAs  | Urban         |              | Rural         |               |               | Regions       |               |               |               |          |
|----------------------|----------------|---------------|---------------|---------------|--------------|---------------|---------------|---------------|---------------|---------------|---------------|---------------|----------|
|                      | Central cities | Suburbs       |               | Total         | Outside MSAs | Total         | Suburbs       | Outside MSAs  | Northeast     | Midwest       | South         | West          |          |
| <b>102 803</b>       | <b>31 131</b>  | <b>48 780</b> | <b>22 891</b> | <b>73 259</b> | <b>7 912</b> | <b>29 544</b> | <b>14 420</b> | <b>14 979</b> | <b>19 958</b> | <b>24 360</b> | <b>36 389</b> | <b>22 096</b> | <b>1</b> |
| 33 413               | 9 250          | 15 410        | 8 753         | 23 208        | 3 355        | 10 205        | 4 718         | 5 398         | 1 266         | 4 023         | 18 071        | 10 053        | 2        |
| 33 790               | 10 052         | 17 018        | 6 721         | 25 062        | 2 534        | 8 728         | 4 490         | 4 186         | 6 178         | 9 719         | 9 979         | 7 914         | 3        |
| 21 894               | 7 183          | 11 114        | 3 597         | 16 789        | 1 359        | 5 105         | 2 863         | 2 237         | 7 937         | 8 082         | 3 661         | 2 214         | 4        |
| 5 081                | 2 857          | 1 847         | 376           | 4 645         | 239          | 435           | 298           | 137           | 3 004         | 1 027         | 606           | 443           | 5        |
| 1 841                | 1 441          | 370           | 30            | 1 832         | 28           | 9             | 7             | 2             | 1 009         | 331           | 327           | 174           | 6        |
| 21 622               | 11 722         | 8 084         | 1 816         | 20 356        | 1 362        | 1 267         | 791           | 454           | 6 636         | 4 627         | 5 546         | 4 814         | 7        |
| 7 188                | 3 420          | 2 950         | 818           | 6 610         | 579          | 578           | 329           | 240           | 1 858         | 1 534         | 2 109         | 1 687         | 8        |
| 5 939                | 3 055          | 2 362         | 522           | 5 556         | 371          | 383           | 226           | 151           | 1 591         | 1 392         | 1 454         | 1 502         | 9        |
| 8 495                | 5 247          | 2 772         | 476           | 8 190         | 412          | 305           | 236           | 64            | 3 187         | 1 702         | 1 982         | 1 625         | 10       |
| 21 622               | 11 722         | 8 084         | 1 816         | 20 356        | 1 362        | 1 267         | 791           | 454           | 6 636         | 4 627         | 5 546         | 4 814         | 11       |
| 1 964                | 831            | 812           | 321           | 1 776         | 247          | 189           | 109           | 75            | 495           | 497           | 510           | 462           | 12       |
| 18 970               | 10 484         | 7 028         | 1 458         | 17 930        | 1 091        | 1 040         | 655           | 367           | 5 922         | 4 025         | 4 799         | 4 225         | 13       |
| 16 317               | 8 889          | 6 148         | 1 021         | 15 412        | 959          | 905           | 568           | 322           | 5 152         | 3 515         | 4 097         | 3 552         | 14       |
| 13 370               | 7 354          | 4 994         | 1 020         | 12 644        | 772          | 726           | 462           | 249           | 4 251         | 2 985         | 3 344         | 2 789         | 15       |
| 2 330                | 1 219          | 928           | 183           | 2 194         | 138          | 136           | 92            | 44            | 750           | 395           | 609           | 576           | 16       |
| 452                  | 243            | 157           | 53            | 429           | 37           | 23            | 8             | 16            | 118           | 116           | 108           | 110           | 17       |
| 165                  | 72             | 69            | 24            | 145           | 11           | 20            | 7             | 13            | 33            | 19            | 36            | 77            | 18       |
| 2 653                | 1 595          | 881           | 178           | 2 519         | 132          | 135           | 87            | 46            | 769           | 510           | 702           | 673           | 19       |
| 2 265                | 1 364          | 771           | 130           | 2 155         | 94           | 110           | 72            | 36            | 669           | 439           | 589           | 568           | 20       |
| 339                  | 207            | 93            | 39            | 318           | 31           | 20            | 13            | 8             | 82            | 61            | 104           | 90            | 21       |
| 35                   | 13             | 12            | 9             | 30            | 6            | 4             | 2             | 2             | 18            | 7             | 6             | 4             | 22       |
| 15                   | 11             | 4             | —             | 15            | —            | —             | —             | —             | —             | 2             | 3             | 10            | 23       |
| 688                  | 407            | 244           | 37            | 650           | 25           | 38            | 27            | 12            | 219           | 105           | 237           | 127           | 24       |
| 24 518               | 12 821         | 9 183         | 2 515         | 22 850        | 1 819        | 1 669         | 948           | 696           | 6 822         | 5 070         | 6 832         | 5 794         | 25       |
| 3 973                | 1 618          | 1 642         | 713           | 3 551         | 509          | 422           | 208           | 205           | 525           | 747           | 1 462         | 1 240         | 26       |
| 619                  | 279            | 236           | 104           | 555           | 67           | 65            | 27            | 37            | 67            | 136           | 234           | 183           | 27       |
| 17 247               | 9 479          | 6 308         | 1 460         | 16 228        | 1 055        | 1 019         | 601           | 405           | 5 534         | 3 687         | 4 304         | 3 722         | 28       |
| 580                  | 359            | 197           | 24            | 560           | 22           | 20            | 16            | 2             | 130           | 145           | 124           | 181           | 29       |
| 1 171                | 558            | 469           | 144           | 1 063         | 107          | 108           | 71            | 37            | 309           | 199           | 378           | 285           | 30       |
| 927                  | 528            | 331           | 69            | 893           | 59           | 34            | 25            | 9             | 257           | 157           | 331           | 182           | 31       |
| 21 622               | 11 722         | 8 084         | 1 816         | 20 356        | 1 362        | 1 267         | 791           | 454           | 6 636         | 4 627         | 5 546         | 4 814         | 32       |
| 4 776                | 2 971          | 1 581         | 223           | 4 632         | 167          | 143           | 87            | 56            | 1 898         | 961           | 1 062         | 855           | 33       |
| 220                  | 126            | 87            | 6             | 220           | 6            | —             | —             | —             | 86            | 43            | 54            | 37            | 34       |
| 16 627               | 8 625          | 6 416         | 1 587         | 15 504        | 1 189        | 1 123         | 704           | 398           | 4 652         | 3 624         | 4 430         | 3 922         | 35       |
| 1 535                | 1 012          | 457           | 66            | 1 475         | 59           | 60            | 52            | 7             | 709           | 314           | 315           | 197           | 36       |
| 71 499               | 17 963         | 36 575        | 16 961        | 48 686        | 5 695        | 22 813        | 11 428        | 11 266        | 12 572        | 18 111        | 25 812        | 15 005        | 37       |
| 23 706               | 5 990          | 12 594        | 5 123         | 16 449        | 1 738        | 7 258         | 3 870         | 3 385         | 8 415         | 10 200        | 3 405         | 1 686         | 38       |
| 8 197                | 1 473          | 4 239         | 2 485         | 5 013         | 729          | 3 183         | 1 426         | 1 756         | 2 178         | 3 446         | 1 508         | 1 064         | 39       |
| 18 421               | 4 356          | 7 704         | 6 361         | 11 069        | 1 996        | 7 352         | 2 951         | 4 366         | 729           | 2 646         | 9 547         | 5 499         | 40       |
| 20 539               | 5 992          | 11 713        | 2 834         | 15 772        | 1 194        | 4 766         | 3 047         | 1 640         | 1 152         | 1 701         | 11 083        | 6 603         | 41       |
| 636                  | 152            | 326           | 158           | 382           | 38           | 254           | 134           | 120           | 98            | 119           | 269           | 152           | 42       |
| 2 407                | 740            | 979           | 687           | 1 619         | 251          | 788           | 352           | 436           | 411           | 606           | 835           | 555           | 43       |
| 3 700                | 1 267          | 1 533         | 901           | 2 614         | 325          | 1 087         | 508           | 576           | 688           | 977           | 1 104         | 932           | 44       |
| 1 877                | 676            | 689           | 512           | 1 361         | 208          | 516           | 213           | 303           | 356           | 431           | 634           | 456           | 45       |
| 2 485                | 905            | 857           | 723           | 1 744         | 270          | 742           | 286           | 453           | 480           | 643           | 814           | 548           | 46       |
| 1 582                | 546            | 573           | 464           | 1 108         | 175          | 475           | 186           | 289           | 279           | 374           | 569           | 361           | 47       |
| 1 030                | 485            | 326           | 219           | 800           | 79           | 230           | 90            | 140           | 208           | 269           | 343           | 209           | 48       |
| 4 171                | 1 537          | 1 452         | 1 183         | 2 890         | 394          | 1 281         | 492           | 789           | 669           | 1 066         | 1 379         | 1 057         | 49       |
| 4 811                | 3 443          | 1 170         | 198           | 4 580         | 119          | 231           | 153           | 79            | 1 211         | 545           | 1 480         | 1 575         | 50       |
| 2 831                | 1 041          | 1 021         | 769           | 2 067         | 316          | 763           | 310           | 454           | 559           | 856           | 852           | 563           | 51       |
| 81 502               | 21 940         | 40 787        | 18 775        | 56 708        | 6 447        | 24 794        | 12 329        | 12 328        | 15 330        | 19 815        | 29 507        | 16 850        | 52       |
| 2 739                | 866            | 1 307         | 566           | 2 012         | 158          | 728           | 318           | 408           | 550           | 477           | 1 167         | 545           | 53       |
| 6 785                | 348            | 3 022         | 3 415         | 1 723         | 397          | 5 062         | 2 044         | 3 017         | 564           | 1 179         | 3 745         | 1 298         | 54       |
| 4 275                | 208            | 1 993         | 2 073         | 1 083         | 195          | 3 191         | 1 313         | 1 878         | 377           | 706           | 2 395         | 797           | 55       |
| 1 282                | 36             | 466           | 780           | 213           | 91           | 1 069         | 379           | 690           | 89            | 252           | 791           | 149           | 56       |
| 704                  | 81             | 318           | 306           | 261           | 59           | 444           | 197           | 247           | 51            | 139           | 333           | 181           | 57       |
| 525                  | 23             | 246           | 255           | 166           | 52           | 358           | 156           | 203           | 47            | 82            | 226           | 170           | 58       |
| 13 949               | 2 120          | 8 229         | 3 600         | 7 362         | 701          | 6 588         | 3 669         | 2 900         | 1 337         | 2 969         | 6 395         | 3 248         | 59       |
| 9 172                | 1 094          | 5 498         | 2 579         | 4 359         | 424          | 4 813         | 2 645         | 2 156         | 957           | 1 897         | 4 365         | 1 952         | 60       |
| 318                  | 60             | 178           | 80            | 159           | 5            | 158           | 83            | 75            | 30            | 36            | 205           | 47            | 61       |

**Table 2-3. Size of Unit and Lot—Occupied Units**

[Numbers in thousands. Consistent with the 1990 Census. ... means not applicable or sample too small. — means zero or rounds to zero]

| Characteristics                       | Total occupied units | Tenure        |               | Housing unit characteristics |              |                   |              | Household characteristics |              |                             |                    |                     |
|---------------------------------------|----------------------|---------------|---------------|------------------------------|--------------|-------------------|--------------|---------------------------|--------------|-----------------------------|--------------------|---------------------|
|                                       |                      | Owner         | Renter        | New construction 4 years     | Mobile homes | Physical problems |              | Black                     | Hispanic     | Elderly (65 years and over) | Moved in past year | Below poverty level |
|                                       |                      |               |               |                              |              | Severe            | Moderate     |                           |              |                             |                    |                     |
| <b>1 Total</b>                        | <b>102 803</b>       | <b>68 796</b> | <b>34 007</b> | <b>5 881</b>                 | <b>6 785</b> | <b>2 052</b>      | <b>4 826</b> | <b>12 936</b>             | <b>9 041</b> | <b>21 423</b>               | <b>17 447</b>      | <b>14 264</b>       |
| <b>Rooms</b>                          |                      |               |               |                              |              |                   |              |                           |              |                             |                    |                     |
| 2 1 room                              | 407                  | 6             | 401           | 2                            | 2            | 142               | 114          | 66                        | 53           | 62                          | 124                | 170                 |
| 3 2 rooms                             | 1 014                | 70            | 943           | 7                            | 11           | 67                | 141          | 148                       | 171          | 168                         | 428                | 329                 |
| 4 3 rooms                             | 8 973                | 996           | 7 977         | 270                          | 230          | 314               | 696          | 1 605                     | 1 232        | 1 989                       | 2 983              | 2 097               |
| 5 4 rooms                             | 19 390               | 7 322         | 12 068        | 785                          | 2 402        | 521               | 1 319        | 2 953                     | 2 503        | 3 819                       | 5 046              | 3 979               |
| 6 5 rooms                             | 23 733               | 16 395        | 7 338         | 1 537                        | 2 651        | 464               | 1 172        | 3 212                     | 2 230        | 5 377                       | 3 707              | 3 617               |
| 7 6 rooms                             | 21 662               | 18 174        | 3 488         | 1 183                        | 943          | 318               | 756          | 2 613                     | 1 595        | 5 021                       | 2 506              | 2 250               |
| 8 7 rooms                             | 13 457               | 12 314        | 1 143         | 828                          | 412          | 138               | 319          | 1 283                     | 671          | 2 714                       | 1 322              | 1 086               |
| 9 8 rooms                             | 7 985                | 7 583         | 401           | 644                          | 102          | 65                | 191          | 609                       | 337          | 1 408                       | 714                | 421                 |
| 10 9 rooms                            | 3 565                | 3 427         | 137           | 369                          | 21           | 10                | 71           | 241                       | 147          | 492                         | 358                | 190                 |
| 11 10 rooms or more                   | 2 618                | 2 508         | 110           | 255                          | 9            | 13                | 46           | 205                       | 102          | 372                         | 259                | 124                 |
| <b>Rooms Used for Business</b>        |                      |               |               |                              |              |                   |              |                           |              |                             |                    |                     |
| Business only                         |                      |               |               |                              |              |                   |              |                           |              |                             |                    |                     |
| 12 1 or more rooms with direct access | 3 376                | 2 582         | 795           | 214                          | 228          | 55                | 120          | 427                       | 264          | 629                         | 437                | 460                 |
| 13 1 or more rooms, no direct access  | 4 432                | 3 600         | 831           | 381                          | 147          | 65                | 130          | 354                       | 235          | 520                         | 594                | 275                 |
| 14 Not reported                       | 334                  | 262           | 72            | 17                           | 14           | —                 | 23           | 30                        | 9            | 44                          | 39                 | 39                  |
| Business and other use                |                      |               |               |                              |              |                   |              |                           |              |                             |                    |                     |
| 15 1 or more rooms                    | 11 855               | 9 100         | 2 756         | 860                          | 465          | 152               | 452          | 1 049                     | 614          | 1 162                       | 1 811              | 768                 |
| 16 Not reported                       | 348                  | 261           | 88            | 17                           | 14           | —                 | 23           | 31                        | 12           | 41                          | 48                 | 39                  |
| <b>Bedrooms</b>                       |                      |               |               |                              |              |                   |              |                           |              |                             |                    |                     |
| 17 None                               | 858                  | 45            | 814           | 2                            | 2            | 165               | 174          | 139                       | 108          | 129                         | 299                | 306                 |
| 18 1                                  | 11 986               | 1 731         | 10 255        | 335                          | 318          | 440               | 935          | 2 104                     | 1 615        | 2 655                       | 3 827              | 2 762               |
| 19 2                                  | 29 166               | 14 422        | 14 744        | 1 113                        | 2 998        | 709               | 1 794        | 4 043                     | 3 190        | 6 815                       | 6 434              | 5 178               |
| 20 3                                  | 43 103               | 36 370        | 6 733         | 2 953                        | 3 146        | 587               | 1 463        | 4 962                     | 3 144        | 8 940                       | 5 147              | 4 631               |
| 21 4 or more                          | 17 689               | 16 228        | 1 461         | 1 477                        | 322          | 152               | 460          | 1 688                     | 985          | 2 883                       | 1 740              | 1 386               |
| <b>Complete Bathrooms</b>             |                      |               |               |                              |              |                   |              |                           |              |                             |                    |                     |
| 22 None                               | 676                  | 263           | 413           | 19                           | 35           | 400               | 82           | 146                       | 75           | 169                         | 154                | 251                 |
| 23 1                                  | 42 838               | 18 650        | 24 188        | 624                          | 2 426        | 1 199             | 3 330        | 7 160                     | 5 122        | 9 221                       | 9 363              | 8 847               |
| 24 1 and one-half                     | 16 189               | 12 743        | 3 446         | 302                          | 739          | 345               | 465          | 2 010                     | 1 013        | 4 098                       | 1 833              | 1 768               |
| 25 2 or more                          | 43 100               | 37 140        | 5 960         | 4 936                        | 3 586        | 109               | 949          | 3 620                     | 2 831        | 7 935                       | 6 097              | 3 398               |
| <b>Square Footage of Unit</b>         |                      |               |               |                              |              |                   |              |                           |              |                             |                    |                     |
| Single detached and mobile homes      |                      |               |               |                              |              |                   |              |                           |              |                             |                    |                     |
| 26 Less than 500                      | 71 321               | 62 120        | 9 201         | 4 632                        | 6 785        | 1 020             | 2 692        | 6 662                     | 4 774        | 16 077                      | 7 673              | 7 788               |
| 27 500 to 749                         | 844                  | 580           | 264           | 70                           | 306          | 70                | 62           | 124                       | 118          | 225                         | 159                | 252                 |
| 28 750 to 999                         | 2 178                | 1 371         | 807           | 41                           | 898          | 57                | 290          | 292                       | 235          | 543                         | 418                | 573                 |
| 29 1,000 to 1,499                     | 5 314                | 3 950         | 1 364         | 164                          | 1 713        | 132               | 402          | 521                       | 601          | 1 263                       | 710                | 1 011               |
| 30 1,500 to 1,999                     | 17 369               | 14 581        | 2 788         | 1 003                        | 2 177        | 304               | 756          | 1 862                     | 1 307        | 4 256                       | 1 983              | 2 156               |
| 31 2,000 to 2,499                     | 16 153               | 14 542        | 1 611         | 1 015                        | 824          | 188               | 424          | 1 331                     | 925          | 3 506                       | 1 586              | 1 269               |
| 32 2,500 to 2,999                     | 10 782               | 10 144        | 638           | 805                          | 203          | 81                | 235          | 696                       | 464          | 2 271                       | 939                | 698                 |
| 33 3,000 to 3,999                     | 5 507                | 5 253         | 254           | 416                          | 51           | 19                | 115          | 368                       | 208          | 1 115                       | 514                | 385                 |
| 34 4,000 or more                      | 4 913                | 4 659         | 254           | 494                          | 27           | 38                | 80           | 283                       | 198          | 947                         | 456                | 311                 |
| 35 Not reported                       | 3 183                | 3 032         | 151           | 331                          | 39           | 25                | 70           | 221                       | 110          | 672                         | 295                | 198                 |
| 36 Not reported                       | 5 077                | 4 007         | 1 070         | 292                          | 546          | 107               | 257          | 964                       | 608          | 1 278                       | 612                | 934                 |
| 37 <b>Median</b>                      | <b>1 730</b>         | <b>1 795</b>  | <b>1 293</b>  | <b>1 939</b>                 | <b>1 046</b> | <b>1 327</b>      | <b>1 306</b> | <b>1 519</b>              | <b>1 432</b> | <b>1 659</b>                | <b>1 582</b>       | <b>1 369</b>        |
| <b>Lot Size<sup>1</sup></b>           |                      |               |               |                              |              |                   |              |                           |              |                             |                    |                     |
| 38 Less than one-eighth acre          | 10 296               | 7 684         | 2 613         | 517                          | 1 571        | 184               | 461          | 1 372                     | 1 209        | 2 505                       | 1 560              | 1 624               |
| 39 One-eighth up to one-quarter acre  | 23 516               | 18 931        | 4 585         | 1 207                        | 1 339        | 376               | 901          | 3 100                     | 2 329        | 5 320                       | 3 055              | 2 825               |
| 40 One-quarter up to one-half acre    | 11 939               | 10 562        | 1 377         | 903                          | 367          | 143               | 308          | 1 033                     | 781          | 2 524                       | 1 571              | 1 011               |
| 41 One-half up to one acre            | 10 668               | 9 316         | 1 352         | 589                          | 815          | 112               | 327          | 983                       | 480          | 2 190                       | 1 077              | 1 079               |
| 42 1 up to 5 acres                    | 13 851               | 12 220        | 1 631         | 1 203                        | 1 747        | 185               | 569          | 1 162                     | 435          | 2 833                       | 1 373              | 1 487               |
| 43 5 up to 10 acres                   | 2 509                | 2 326         | 183           | 250                          | 483          | 32                | 121          | 111                       | 51           | 494                         | 224                | 224                 |
| 44 10 acres or more                   | 3 694                | 3 151         | 543           | 243                          | 440          | 82                | 190          | 194                       | 101          | 942                         | 324                | 477                 |
| 45 <b>Median</b>                      | <b>.34</b>           | <b>.38</b>    | <b>.22</b>    | <b>.45</b>                   | <b>.56</b>   | <b>.25</b>        | <b>.31</b>   | <b>.23</b>                | <b>.21</b>   | <b>.31</b>                  | <b>.25</b>         | <b>.25</b>          |
| <b>Persons per Room</b>               |                      |               |               |                              |              |                   |              |                           |              |                             |                    |                     |
| 46 0.50 or less                       | 70 972               | 49 874        | 21 099        | 4 012                        | 4 296        | 1 149             | 2 919        | 8 054                     | 3 699        | 19 878                      | 11 182             | 9 142               |
| 47 0.51 to 1.00                       | 29 259               | 18 017        | 11 242        | 1 782                        | 2 306        | 766               | 1 566        | 4 449                     | 4 165        | 1 458                       | 5 654              | 4 163               |
| 48 1.01 to 1.50                       | 2 127                | 781           | 1 346         | 69                           | 163          | 94                | 241          | 358                       | 922          | 75                          | 516                | 744                 |
| 49 1.51 or more                       | 444                  | 124           | 320           | 18                           | 20           | 43                | 100          | 75                        | 256          | 13                          | 96                 | 214                 |
| <b>Persons per Bedroom</b>            |                      |               |               |                              |              |                   |              |                           |              |                             |                    |                     |
| 50 0.50 or less                       | 22 808               | 17 549        | 5 259         | 1 092                        | 1 662        | 376               | 971          | 2 594                     | 880          | 8 863                       | 2 740              | 3 586               |
| 51 0.51 to 1.00                       | 50 483               | 34 456        | 16 027        | 3 275                        | 3 106        | 791               | 2 046        | 5 924                     | 3 002        | 11 030                      | 8 702              | 5 891               |
| 52 1.01 to 1.50                       | 15 898               | 11 282        | 4 616         | 1 079                        | 1 213        | 299               | 650          | 2 124                     | 1 758        | 631                         | 2 687              | 1 777               |
| 53 1.51 or more                       | 12 755               | 5 464         | 7 291         | 434                          | 803          | 422               | 985          | 2 156                     | 3 293        | 770                         | 3 020              | 2 703               |
| 54 No bedrooms                        | 858                  | 45            | 814           | 2                            | 2            | 165               | 174          | 139                       | 108          | 129                         | 299                | 306                 |
| <b>Square Feet per Person</b>         |                      |               |               |                              |              |                   |              |                           |              |                             |                    |                     |
| Single detached and mobile homes      |                      |               |               |                              |              |                   |              |                           |              |                             |                    |                     |
| 55 Less than 200                      | 71 321               | 62 120        | 9 201         | 4 632                        | 6 785        | 1 020             | 2 692        | 6 662                     | 4 774        | 16 077                      | 7 673              | 7 788               |
| 56 200 to 299                         | 1 688                | 1 166         | 523           | 112                          | 462          | 71                | 202          | 302                       | 440          | 149                         | 309                | 489                 |
| 57 300 to 399                         | 4 222                | 3 080         | 1 142         | 226                          | 874          | 105               | 310          | 501                       | 727          | 287                         | 600                | 660                 |
| 58 400 to 499                         | 6 409                | 5 190         | 1 219         | 315                          | 1 014        | 103               | 293          | 730                       | 655          | 539                         | 821                | 752                 |
| 59 500 to 599                         | 7 061                | 6 068         | 993           | 461                          | 876          | 127               | 258          | 728                       | 505          | 774                         | 822                | 591                 |
| 60 600 to 699                         | 6 467                | 5 639         | 827           | 447                          | 505          | 81                | 199          | 589                       | 388          | 880                         | 739                | 497                 |
| 61 700 to 799                         | 6 548                | 5 880         | 668           | 483                          | 558          | 66                | 223          | 478                       | 293          | 1 274                       | 649                | 460                 |
| 62 800 to 899                         | 5 244                | 4 767         | 477           | 392                          | 460          | 54                | 131          | 394                       | 189          | 1 369                       | 555                | 511                 |
| 63 900 to 999                         | 4 238                | 3 820         | 417           | 343                          | 352          | 47                | 128          | 275                       | 179          | 955                         | 375                | 338                 |
| 64 1,000 to 1,499                     | 3 934                | 3 570         | 364           | 270                          | 395          | 26                | 110          | 256                       | 136          | 1 110                       | 436                | 353                 |
| 65 1,500 or more                      | 11 294               | 10 406        | 888           | 767                          | 570          | 128               | 340          | 769                       | 355          | 3 751                       | 1 081              | 1 136               |
| 66 Not reported                       | 9 139                | 8 526         | 613           | 523                          | 172          | 106               | 241          | 677                       | 300          | 3 709                       | 672                | 1 068               |
| 67 Not reported                       | 5 077                | 4 007         | 1 070         | 292                          | 546          | 107               | 257          | 964                       | 608          | 1 278                       | 612                | 934                 |
| 68 <b>Median</b>                      | <b>714</b>           | <b>743</b>    | <b>523</b>    | <b>732</b>                   | <b>488</b>   | <b>564</b>        | <b>578</b>   | <b>600</b>                | <b>451</b>   | <b>1 008</b>                | <b>637</b>         | <b>695</b>          |

<sup>1</sup>Does not include multiunits, cooperatives, or condominiums.

| Total occupied units | In MSAs        |               | Outside MSAs  | Urban         |              | Rural         |               |               | Regions       |               |               |               |          |
|----------------------|----------------|---------------|---------------|---------------|--------------|---------------|---------------|---------------|---------------|---------------|---------------|---------------|----------|
|                      | Central cities | Suburbs       |               | Total         | Outside MSAs | Total         | Suburbs       | Outside MSAs  | Northeast     | Midwest       | South         | West          |          |
| <b>102 803</b>       | <b>31 131</b>  | <b>48 780</b> | <b>22 891</b> | <b>73 259</b> | <b>7 912</b> | <b>29 544</b> | <b>14 420</b> | <b>14 979</b> | <b>19 958</b> | <b>24 360</b> | <b>36 389</b> | <b>22 096</b> | <b>1</b> |
| 407                  | 250            | 119           | 38            | 382           | 21           | 25            | 7             | 17            | 148           | 71            | 54            | 133           | 2        |
| 1 014                | 652            | 206           | 156           | 943           | 117          | 71            | 32            | 39            | 289           | 169           | 221           | 335           | 3        |
| 8 973                | 4 553          | 3 260         | 1 160         | 8 081         | 682          | 892           | 404           | 478           | 2 305         | 1 780         | 2 520         | 2 368         | 4        |
| 19 390               | 6 850          | 8 242         | 4 299         | 14 676        | 1 739        | 4 715         | 2 136         | 2 560         | 3 413         | 4 281         | 7 203         | 4 493         | 5        |
| 23 733               | 6 699          | 10 659        | 6 376         | 15 792        | 1 912        | 7 941         | 3 452         | 4 464         | 3 841         | 5 698         | 9 443         | 4 751         | 6        |
| 21 662               | 6 030          | 10 461        | 5 171         | 14 652        | 1 668        | 7 010         | 3 471         | 3 503         | 4 290         | 5 217         | 7 958         | 4 198         | 7        |
| 13 457               | 3 249          | 7 155         | 3 053         | 9 066         | 949          | 4 391         | 2 252         | 2 104         | 2 628         | 3 411         | 4 532         | 2 886         | 8        |
| 7 985                | 1 639          | 4 834         | 1 512         | 5 425         | 456          | 2 560         | 1 492         | 1 056         | 1 681         | 2 073         | 2 619         | 1 611         | 9        |
| 3 565                | 691            | 2 260         | 614           | 2 451         | 194          | 1 114         | 692           | 420           | 831           | 943           | 1 045         | 745           | 10       |
| 2 618                | 519            | 1 586         | 513           | 1 792         | 175          | 826           | 483           | 338           | 533           | 716           | 794           | 575           | 11       |
| 3 376                | 853            | 1 650         | 873           | 2 195         | 270          | 1 182         | 567           | 603           | 531           | 629           | 1 426         | 790           | 12       |
| 4 432                | 1 146          | 2 387         | 899           | 3 059         | 226          | 1 373         | 695           | 674           | 741           | 1 040         | 1 392         | 1 259         | 13       |
| 334                  | 82             | 209           | 44            | 231           | 12           | 104           | 72            | 32            | 52            | 48            | 163           | 72            | 14       |
| 11 855               | 3 225          | 6 044         | 2 586         | 8 158         | 687          | 3 697         | 1 777         | 1 900         | 1 984         | 2 871         | 3 725         | 3 275         | 15       |
| 348                  | 100            | 203           | 45            | 256           | 16           | 92            | 63            | 29            | 53            | 49            | 164           | 83            | 16       |
| 858                  | 555            | 208           | 96            | 804           | 61           | 54            | 20            | 35            | 255           | 169           | 122           | 313           | 17       |
| 11 986               | 6 085          | 4 359         | 1 543         | 10 701        | 902          | 1 286         | 633           | 641           | 3 216         | 2 412         | 3 386         | 2 972         | 18       |
| 29 166               | 9 839          | 12 749        | 6 578         | 21 766        | 2 570        | 7 401         | 3 359         | 4 008         | 5 374         | 7 016         | 10 254        | 6 521         | 19       |
| 43 103               | 10 793         | 21 297        | 11 013        | 27 865        | 3 207        | 15 237        | 7 355         | 7 806         | 7 525         | 10 372        | 16 926        | 8 280         | 20       |
| 17 689               | 3 860          | 10 169        | 3 661         | 12 123        | 1 172        | 5 566         | 3 053         | 2 489         | 3 588         | 4 390         | 5 702         | 4 009         | 21       |
| 676                  | 283            | 191           | 202           | 453           | 54           | 223           | 73            | 148           | 188           | 125           | 244           | 119           | 22       |
| 42 838               | 16 863         | 15 777        | 10 198        | 32 672        | 4 097        | 10 166        | 4 042         | 6 101         | 10 358        | 11 006        | 13 086        | 8 386         | 23       |
| 16 189               | 4 494          | 8 113         | 3 582         | 11 801        | 1 325        | 4 388         | 2 110         | 2 257         | 3 837         | 5 189         | 4 423         | 2 739         | 24       |
| 43 100               | 9 491          | 24 699        | 8 909         | 28 333        | 2 436        | 14 766        | 8 196         | 6 473         | 5 575         | 8 039         | 18 635        | 10 851        | 25       |
| 71 321               | 15 348         | 36 103        | 19 870        | 44 203        | 5 756        | 27 118        | 12 894        | 14 114        | 11 188        | 18 185        | 27 176        | 14 772        | 26       |
| 844                  | 204            | 352           | 288           | 437           | 71           | 407           | 190           | 217           | 130           | 113           | 407           | 195           | 27       |
| 2 178                | 390            | 892           | 896           | 1 115         | 258          | 1 063         | 421           | 638           | 287           | 503           | 990           | 399           | 28       |
| 5 314                | 1 206          | 2 072         | 2 036         | 2 931         | 534          | 2 383         | 876           | 1 502         | 592           | 1 397         | 2 282         | 1 044         | 29       |
| 17 369               | 4 013          | 7 871         | 5 485         | 10 623        | 1 653        | 6 746         | 2 898         | 3 832         | 1 892         | 4 193         | 7 327         | 3 958         | 30       |
| 16 153               | 3 466          | 8 526         | 4 161         | 10 273        | 1 264        | 5 880         | 2 939         | 2 897         | 2 333         | 3 845         | 6 177         | 3 798         | 31       |
| 10 782               | 2 154          | 5 961         | 2 667         | 6 711         | 743          | 4 070         | 2 131         | 1 924         | 1 841         | 2 935         | 3 791         | 2 215         | 32       |
| 5 507                | 1 022          | 3 255         | 1 230         | 3 458         | 312          | 2 049         | 1 123         | 917           | 1 083         | 1 450         | 1 964         | 1 011         | 33       |
| 4 913                | 910            | 2 885         | 1 119         | 3 094         | 371          | 1 819         | 1 061         | 748           | 1 121         | 1 310         | 1 607         | 876           | 34       |
| 3 183                | 591            | 1 776         | 816           | 1 995         | 234          | 1 188         | 606           | 582           | 747           | 847           | 1 121         | 469           | 35       |
| 5 077                | 1 391          | 2 513         | 1 173         | 3 565         | 317          | 1 512         | 649           | 856           | 1 163         | 1 594         | 1 511         | 809           | 36       |
| 1 730                | 1 668          | 1 829         | 1 577         | 1 754         | 1 581        | 1 687         | 1 795         | 1 576         | 1 953         | 1 772         | 1 648         | 1 683         | 37       |
| 10 296               | 3 885          | 4 771         | 1 640         | 8 601         | 882          | 1 695         | 931           | 758           | 2 035         | 2 583         | 2 647         | 3 031         | 38       |
| 23 516               | 8 045          | 11 455        | 4 016         | 19 788        | 2 288        | 3 728         | 1 954         | 1 728         | 3 137         | 5 962         | 7 927         | 6 490         | 39       |
| 11 939               | 2 743          | 6 709         | 2 487         | 9 078         | 1 140        | 2 861         | 1 504         | 1 347         | 1 909         | 3 239         | 4 415         | 2 376         | 40       |
| 10 668               | 1 611          | 5 985         | 3 072         | 6 206         | 845          | 4 462         | 2 219         | 2 227         | 2 130         | 2 308         | 4 887         | 1 344         | 41       |
| 13 851               | 1 177          | 6 784         | 5 891         | 4 124         | 695          | 9 727         | 4 499         | 5 196         | 2 666         | 2 869         | 6 619         | 1 697         | 42       |
| 2 509                | 125            | 1 206         | 1 177         | 417           | 65           | 2 092         | 977           | 1 113         | 335           | 685           | 1 114         | 376           | 43       |
| 3 694                | 250            | 1 452         | 1 992         | 667           | 117          | 3 027         | 1 147         | 1 876         | 549           | 1 271         | 1 429         | 445           | 44       |
| .34                  | .21            | .36           | .82           | .23           | .24          | 1.43          | 1.01          | 1.82          | .41           | .32           | .47           | .22           | 45       |
| 70 972               | 20 716         | 33 982        | 16 274        | 50 314        | 5 820        | 20 658        | 10 102        | 10 454        | 13 662        | 17 502        | 25 604        | 14 204        | 46       |
| 29 259               | 9 220          | 13 824        | 6 214         | 20 826        | 1 955        | 8 433         | 4 131         | 4 259         | 5 877         | 6 504         | 10 091        | 6 786         | 47       |
| 2 127                | 972            | 822           | 334           | 1 725         | 108          | 403           | 177           | 226           | 364           | 307           | 590           | 866           | 48       |
| 444                  | 223            | 152           | 69            | 394           | 28           | 50            | 10            | 40            | 55            | 46            | 103           | 240           | 49       |
| 22 808               | 6 376          | 10 626        | 5 806         | 16 058        | 2 150        | 6 750         | 3 064         | 3 656         | 4 099         | 5 746         | 8 642         | 4 321         | 50       |
| 50 483               | 14 752         | 24 473        | 11 257        | 35 484        | 3 825        | 14 999        | 7 494         | 7 433         | 9 598         | 12 148        | 18 352        | 10 384        | 51       |
| 15 898               | 4 266          | 7 972         | 3 661         | 10 788        | 1 140        | 5 111         | 2 559         | 2 521         | 3 289         | 3 815         | 5 424         | 3 371         | 52       |
| 12 755               | 5 182          | 5 502         | 2 071         | 10 125        | 736          | 2 631         | 1 284         | 1 335         | 2 718         | 2 482         | 3 849         | 3 706         | 53       |
| 858                  | 555            | 208           | 96            | 804           | 61           | 54            | 20            | 35            | 255           | 169           | 122           | 313           | 54       |
| 71 321               | 15 348         | 36 103        | 19 870        | 44 203        | 5 756        | 27 118        | 12 894        | 14 114        | 11 188        | 18 185        | 27 176        | 14 772        | 55       |
| 1 688                | 449            | 732           | 507           | 1 030         | 112          | 659           | 261           | 395           | 186           | 299           | 773           | 429           | 56       |
| 4 222                | 1 005          | 1 922         | 1 294         | 2 587         | 357          | 1 635         | 697           | 938           | 509           | 1 039         | 1 615         | 1 058         | 57       |
| 6 409                | 1 419          | 3 075         | 1 915         | 3 855         | 501          | 2 554         | 1 131         | 1 414         | 751           | 1 548         | 2 580         | 1 529         | 58       |
| 7 061                | 1 540          | 3 605         | 1 917         | 4 342         | 516          | 2 719         | 1 304         | 1 401         | 1 043         | 1 702         | 2 741         | 1 575         | 59       |
| 6 467                | 1 287          | 3 473         | 1 707         | 4 019         | 491          | 2 448         | 1 217         | 1 216         | 987           | 1 614         | 2 505         | 1 361         | 60       |
| 6 548                | 1 341          | 3 448         | 1 759         | 3 936         | 554          | 2 612         | 1 399         | 1 205         | 982           | 1 704         | 2 472         | 1 390         | 61       |
| 5 244                | 1 006          | 2 711         | 1 527         | 3 162         | 437          | 2 082         | 976           | 1 091         | 728           | 1 319         | 2 063         | 1 134         | 62       |
| 4 238                | 794            | 2 216         | 1 228         | 2 525         | 361          | 1 713         | 834           | 867           | 711           | 1 002         | 1 621         | 904           | 63       |
| 3 934                | 813            | 2 056         | 1 065         | 2 367         | 312          | 1 567         | 812           | 753           | 567           | 1 018         | 1 531         | 818           | 64       |
| 11 294               | 2 255          | 5 812         | 3 227         | 6 852         | 917          | 4 441         | 2 115         | 2 309         | 1 805         | 2 992         | 4 354         | 2 142         | 65       |
| 9 139                | 2 048          | 4 540         | 2 551         | 5 962         | 880          | 3 177         | 1 499         | 1 671         | 1 755         | 2 353         | 3 409         | 1 622         | 66       |
| 5 077                | 1 391          | 2 513         | 1 173         | 3 565         | 317          | 1 512         | 649           | 856           | 1 163         | 1 594         | 1 511         | 809           | 67       |
| 714                  | 695            | 720           | 716           | 717           | 743          | 709           | 712           | 706           | 776           | 729           | 707           | 674           | 68       |

**Table 2-4. Selected Equipment and Plumbing—Occupied Units**

[Numbers in thousands. Consistent with the 1990 Census. ... means not applicable or sample too small. – means zero or rounds to zero]

|          | Characteristics   | Total occupied units | Tenure        |               | Housing unit characteristics |              |                   |              | Household characteristics |              |                             |                    |                     |
|----------|---|----------------------|---------------|---------------|------------------------------|--------------|-------------------|--------------|---------------------------|--------------|-----------------------------|--------------------|---------------------|
|          |   |                      | Owner         | Renter        | New construction 4 years     | Mobile homes | Physical problems |              | Black                     | Hispanic     | Elderly (65 years and over) | Moved in past year | Below poverty level |
|          |   |                      |               |               |                              |              | Severe            | Moderate     |                           |              |                             |                    |                     |
| <b>1</b> | <b>Total</b> .....  | <b>102 803</b>       | <b>68 796</b> | <b>34 007</b> | <b>5 881</b>                 | <b>6 785</b> | <b>2 052</b>      | <b>4 826</b> | <b>12 936</b>             | <b>9 041</b> | <b>21 423</b>               | <b>17 447</b>      | <b>14 264</b>       |
|          | <b>Equipment<sup>1</sup></b>  |                      |               |               |                              |              |                   |              |                           |              |                             |                    |                     |
| 2        | Lacking complete kitchen facilities .....                             | 1 744                | 388           | 1 355         | 70                           | 59           | 231               | 1 512        | 390                       | 230          | 247                         | 611                | 506                 |
| 3        | With complete kitchen (sink, refrigerator, and oven or burners) ..... | 101 059              | 68 407        | 32 652        | 5 811                        | 6 726        | 1 821             | 3 313        | 12 546                    | 8 811        | 21 176                      | 16 837             | 13 757              |
| 4        | Kitchen sink .....  | 102 439              | 68 705        | 33 734        | 5 869                        | 6 775        | 1 907             | 4 607        | 12 856                    | 9 019        | 21 368                      | 17 357             | 14 116              |
| 5        | Refrigerator .....  | 102 360              | 68 633        | 33 427        | 5 862                        | 6 766        | 1 918             | 4 517        | 12 827                    | 8 991        | 21 356                      | 17 307             | 14 095              |
| 6        | Cooking stove or range .....  | 101 955              | 68 499        | 33 757        | 5 842                        | 6 706        | 1 863             | 4 483        | 12 773                    | 8 945        | 21 291                      | 17 186             | 13 999              |
| 7        | Burners, no stove or range .....                                      | 141                  | 58            | 84            | 7                            | 11           | 13                | 17           | 23                        | 23           | 25                          | 44                 | 28                  |
| 8        | Microwave oven only .....   | 343                  | 129           | 214           | 15                           | 25           | 46                | 94           | 49                        | 36           | 55                          | 106                | 90                  |
| 9        | Dishwasher .....  | 57 703               | 44 904        | 12 799        | 5 009                        | 2 638        | 548               | 1 280        | 4 256                     | 3 301        | 10 597                      | 9 363              | 4 372               |
| 10       | Washing machine .....   | 80 543               | 65 140        | 15 403        | 5 448                        | 5 887        | 1 116             | 2 904        | 8 182                     | 5 432        | 17 544                      | 10 179             | 8 703               |
| 11       | Clothes dryer .....   | 76 454               | 62 738        | 13 716        | 5 386                        | 5 511        | 903               | 2 436        | 6 895                     | 4 440        | 16 147                      | 9 799              | 7 433               |
| 12       | Disposal in kitchen sink .....  | 45 345               | 31 659        | 13 685        | 3 606                        | 921          | 468               | 1 062        | 3 910                     | 3 714        | 8 408                       | 8 736              | 4 137               |
| 13       | Trash compactor .....   | 3 858                | 3 155         | 703           | 279                          | 79           | 35                | 76           | 337                       | 288          | 753                         | 565                | 291                 |
|          | <b>Air conditioning:</b>  |                      |               |               |                              |              |                   |              |                           |              |                             |                    |                     |
| 14       | Central .....   | 54 878               | 41 167        | 13 711        | 4 939                        | 3 728        | 597               | 1 172        | 6 065                     | 3 852        | 11 216                      | 9 366              | 5 715               |
| 15       | Additional central .....  | 3 330                | 2 776         | 554           | 469                          | 166          | 32                | 69           | 257                       | 256          | 587                         | 578                | 291                 |
| 16       | 1 room unit .....   | 16 277               | 8 382         | 7 895         | 244                          | 1 244        | 469               | 1 371        | 2 500                     | 1 690        | 3 718                       | 2 836              | 3 171               |
| 17       | 2 room units .....  | 7 499                | 4 998         | 2 502         | 60                           | 518          | 167               | 712          | 1 213                     | 694          | 1 610                       | 851                | 1 046               |
| 18       | 3 room units or more .....  | 3 112                | 2 462         | 650           | 15                           | 83           | 42                | 349          | 489                       | 312          | 602                         | 249                | 325                 |
|          | <b>Main Heating Equipment</b>   |                      |               |               |                              |              |                   |              |                           |              |                             |                    |                     |
| 19       | Warm-air furnace .....  | 62 018               | 44 901        | 17 117        | 4 090                        | 5 096        | 928               | 1 590        | 7 399                     | 4 216        | 12 531                      | 10 314             | 7 527               |
| 20       | Steam or hot water system .....                                       | 13 153               | 7 581         | 5 572         | 193                          | 19           | 479               | 590          | 1 867                     | 1 188        | 3 147                       | 1 831              | 1 763               |
| 21       | Electric heat pump .....  | 10 992               | 7 809         | 3 183         | 1 275                        | 910          | 88                | 185          | 1 337                     | 1 008        | 1 981                       | 2 202              | 1 213               |
| 22       | Built-in electric units .....   | 4 939                | 2 285         | 2 654         | 120                          | 83           | 83                | 190          | 435                       | 344          | 1 121                       | 1 109              | 857                 |
| 23       | Floor, wall, or other built-in hot-air units without ducts .....      | 5 310                | 2 403         | 2 907         | 96                           | 165          | 170               | 257          | 690                       | 1 188        | 1 145                       | 1 046              | 1 210               |
| 24       | Room heaters with flue .....  | 1 624                | 939           | 685           | 22                           | 77           | 62                | 76           | 301                       | 156          | 488                         | 220                | 470                 |
| 25       | Room heaters without flue .....                                       | 1 790                | 1 066         | 723           | 14                           | 172          | 62                | 1 728        | 586                       | 354          | 466                         | 228                | 570                 |
| 26       | Portable electric heaters .....                                       | 705                  | 360           | 345           | 15                           | 97           | 27                | 50           | 109                       | 240          | 111                         | 128                | 207                 |
| 27       | Stoves .....  | 1 113                | 914           | 199           | 11                           | 91           | 82                | 59           | 81                        | 46           | 239                         | 64                 | 201                 |
| 28       | Fireplaces with inserts .....   | 138                  | 121           | 17            | 16                           | 5            | –                 | –            | 12                        | 9            | 24                          | 15                 | 8                   |
| 29       | Fireplaces without inserts .....                                      | 73                   | 51            | 22            | 5                            | 4            | 5                 | 4            | 10                        | 13           | 22                          | 12                 | 16                  |
| 30       | Other .....   | 289                  | 114           | 176           | 12                           | 20           | 16                | 24           | 48                        | 47           | 53                          | 93                 | 59                  |
| 31       | Cooking stove .....   | 116                  | 47            | 68            | –                            | 9            | 15                | 5            | 16                        | 35           | 26                          | 28                 | 31                  |
| 32       | None .....  | 544                  | 206           | 338           | 13                           | 38           | 36                | 69           | 45                        | 194          | 69                          | 156                | 131                 |
|          | <b>Other Heating Equipment<sup>1</sup></b>                            |                      |               |               |                              |              |                   |              |                           |              |                             |                    |                     |
| 33       | Warm-air furnace .....  | 695                  | 565           | 131           | 23                           | 56           | 8                 | 27           | 76                        | 44           | 193                         | 78                 | 83                  |
| 34       | Steam or hot water system .....                                       | 236                  | 145           | 91            | 5                            | –            | 16                | 22           | 28                        | 34           | 65                          | 33                 | 22                  |
| 35       | Electric heat pump .....  | 343                  | 291           | 53            | 45                           | 8            | 3                 | 12           | 20                        | 9            | 91                          | 26                 | 42                  |
| 36       | Built-in electric units .....   | 2 811                | 2 125         | 686           | 101                          | 78           | 26                | 162          | 215                       | 153          | 666                         | 341                | 297                 |
| 37       | Floor, wall, or other built-in hot-air units without ducts .....      | 359                  | 269           | 90            | 6                            | 22           | 7                 | 25           | 66                        | 36           | 109                         | 39                 | 59                  |
| 38       | Room heaters with flue .....  | 853                  | 740           | 114           | 35                           | 55           | 30                | 52           | 118                       | 43           | 279                         | 61                 | 146                 |
| 39       | Room heaters without flue .....                                       | 2 145                | 1 714         | 431           | 76                           | 287          | 60                | 222          | 269                       | 82           | 470                         | 144                | 286                 |
| 40       | Portable electric heaters .....                                       | 7 407                | 5 535         | 1 871         | 175                          | 519          | 220               | 583          | 864                       | 547          | 1 944                       | 706                | 905                 |
| 41       | Stoves .....  | 4 599                | 4 145         | 453           | 119                          | 324          | 93                | 130          | 178                       | 172          | 976                         | 297                | 394                 |
| 42       | Fireplaces with inserts .....   | 4 321                | 3 897         | 423           | 415                          | 206          | 46                | 73           | 330                       | 218          | 760                         | 510                | 301                 |
| 43       | Fireplaces without inserts .....                                      | 3 753                | 3 098         | 655           | 402                          | 115          | 37                | 96           | 331                       | 284          | 575                         | 686                | 281                 |
| 44       | Other .....   | 667                  | 569           | 98            | 21                           | 38           | 22                | 33           | 28                        | 43           | 186                         | 33                 | 69                  |
| 45       | Cooking stove .....   | 683                  | 446           | 237           | 19                           | 39           | 34                | 47           | 121                       | 81           | 213                         | 81                 | 121                 |
| 46       | None .....  | 78 165               | 49 127        | 29 039        | 4 580                        | 5 157        | 1 534             | 3 513        | 10 623                    | 7 324        | 16 053                      | 14 552             | 11 567              |
| 47       | Used as parallel heating equipment <sup>1</sup> .....                 | 4 114                | 3 289         | 824           | 117                          | 153          | 106               | 221          | 321                       | 280          | 1 024                       | 426                | 509                 |
| 48       | Warm-air furnace .....  | 277                  | 228           | 49            | 16                           | 19           | 2                 | 12           | 19                        | 22           | 82                          | 30                 | 33                  |
| 49       | Steam or hot water system .....                                       | 109                  | 61            | 48            | –                            | –            | 7                 | 16           | 9                         | 22           | 25                          | 17                 | 19                  |
| 50       | Electric heat pump .....  | 121                  | 111           | 10            | 15                           | –            | 2                 | 5            | 5                         | 2            | 33                          | 2                  | 19                  |
| 51       | Built-in electric units .....   | 1 191                | 883           | 308           | 14                           | 17           | 12                | 78           | 91                        | 71           | 272                         | 155                | 104                 |
| 52       | Floor, wall, or other built-in hot-air units without ducts .....      | 147                  | 116           | 31            | –                            | 9            | 4                 | 8            | 12                        | 17           | 46                          | 18                 | 26                  |
| 53       | Room heaters with flue .....  | 306                  | 275           | 31            | 5                            | 15           | 16                | 20           | 41                        | 17           | 118                         | 21                 | 86                  |
| 54       | Stoves .....  | 946                  | 834           | 111           | 11                           | 62           | 28                | 36           | 35                        | 49           | 252                         | 44                 | 97                  |
| 55       | Fireplaces with inserts .....   | 564                  | 477           | 87            | 23                           | 21           | 10                | 11           | 47                        | 30           | 117                         | 59                 | 63                  |
| 56       | Fireplaces with no inserts .....                                      | 490                  | 377           | 114           | 28                           | 10           | 12                | 29           | 58                        | 30           | 78                          | 72                 | 51                  |
| 57       | Cooking stove .....   | 63                   | 23            | 40            | –                            | 3            | 6                 | 9            | 15                        | 9            | 17                          | 11                 | 12                  |
| 58       | Other .....   | 193                  | 151           | 41            | 6                            | 6            | 16                | 11           | 6                         | 27           | 53                          | 18                 | 39                  |
| 59       | Used as supplemental heating equipment <sup>1</sup> .....             | 19 611               | 15 965        | 3 646         | 1 091                        | 1 375        | 394               | 1 039        | 1 852                     | 1 167        | 4 334                       | 2 150              | 1 985               |
| 60       | Warm-air furnace .....  | 307                  | 267           | 40            | 2                            | 36           | 5                 | 14           | 41                        | 12           | 73                          | 25                 | 31                  |
| 61       | Steam or hot water system .....                                       | 85                   | 59            | 27            | 3                            | –            | 8                 | 3            | 6                         | 8            | 32                          | 3                  | 2                   |
| 62       | Electric heat pump .....  | 196                  | 160           | 37            | 28                           | 8            | –                 | 7            | 13                        | 6            | 53                          | 23                 | 21                  |
| 63       | Built-in electric units .....   | 1 581                | 1 229         | 352           | 81                           | 58           | 14                | 82           | 119                       | 74           | 387                         | 170                | 181                 |
| 64       | Floor, wall, or other built-in hot-air units without ducts .....      | 169                  | 123           | 45            | 4                            | 10           | 2                 | 9            | 43                        | 16           | 51                          | 18                 | 23                  |
| 65       | Room heaters with flue .....  | 419                  | 369           | 50            | 17                           | 36           | 11                | 28           | 64                        | 10           | 124                         | 26                 | 47                  |
| 66       | Room heaters without flue .....                                       | 2 145                | 1 714         | 431           | 76                           | 287          | 60                | 222          | 269                       | 82           | 470                         | 144                | 286                 |
| 67       | Portable electric heaters .....                                       | 7 407                | 5 535         | 1 871         | 175                          | 519          | 220               | 583          | 864                       | 547          | 1 944                       | 706                | 905                 |
| 68       | Stoves .....  | 3 601                | 3 266         | 335           | 98                           | 250          | 66                | 94           | 142                       | 119          | 720                         | 243                | 293                 |
| 69       | Fireplaces with inserts .....   | 2 928                | 2 718         | 211           | 331                          | 173          | 19                | 51           | 225                       | 126          | 497                         | 340                | 177                 |
| 70       | Fireplaces with no inserts .....                                      | 3 228                | 2 692         | 536           | 371                          | 105          | 24                | 65           | 273                       | 249          | 496                         | 602                | 230                 |
| 71       | Cooking stove .....   | 445                  | 298           | 148           | 4                            | 22           | 23                | 34           | 88                        | 49           | 165                         | 32                 | 85                  |
| 72       | Other .....   | 458                  | 405           | 53            | 15                           | 32           | 6                 | 22           | 20                        | 15           | 129                         | 13                 | 30                  |
|          | <b>Plumbing</b>   |                      |               |               |                              |              |                   |              |                           |              |                             |                    |                     |
| 73       | With all plumbing facilities .....                                    | 101 367              | 68 136        | 33 231        | 5 840                        | 6 720        | 617               | 4 826        | 12 690                    | 8 841        | 21 045                      | 17 176             | 13 873              |
| 74       | Lacking some or all plumbing facilities <sup>1</sup> .....            | 1 436                | 660           | 776           | 41                           | 65           | 1 436             | –            | 246                       | 201          | 378                         | 272                | 391                 |
| 75       | No hot piped water .....  | 319                  | 130           | 188           | 14                           | 24           | 319               | –            | 97                        | 32           | 86                          | 80                 | 133                 |
| 76       | No bathtub and no shower .....  | 316                  | 118           | 198           | 11                           | 13           | 316               | –            | 76                        | 26           | 81                          | 80                 | 129                 |
| 77       | No flush toilet .....   | 293                  | 105           | 188           | 11                           | 13           | 293               | –            | 70                        | 27           | 70                          | 77                 | 124                 |
| 78       | No exclusive use .....  | 1 065                | 515           | 550           | 27                           | 41           | 1 065             | –            | 141                       | 165          | 280                         | 180                | 235                 |

| Total occupied units | In MSAs        |               | Outside MSAs  | Urban         |              | Rural         |               |               | Regions       |               |               |               |          |
|----------------------|----------------|---------------|---------------|---------------|--------------|---------------|---------------|---------------|---------------|---------------|---------------|---------------|----------|
|                      | Central cities | Suburbs       |               | Total         | Outside MSAs | Total         | Suburbs       | Outside MSAs  | Northeast     | Midwest       | South         | West          |          |
| <b>102 803</b>       | <b>31 131</b>  | <b>48 780</b> | <b>22 891</b> | <b>73 259</b> | <b>7 912</b> | <b>29 544</b> | <b>14 420</b> | <b>14 979</b> | <b>19 958</b> | <b>24 360</b> | <b>36 389</b> | <b>22 096</b> | <b>1</b> |
| 1 744                | 839            | 634           | 271           | 1 487         | 132          | 257           | 118           | 139           | 392           | 359           | 510           | 483           | 2        |
| 101 059              | 30 292         | 48 147        | 22 620        | 71 772        | 7 780        | 29 287        | 14 302        | 14 840        | 19 566        | 24 001        | 35 879        | 21 613        | 3        |
| 102 439              | 30 970         | 48 652        | 22 817        | 72 967        | 7 881        | 29 472        | 14 392        | 14 936        | 19 853        | 24 282        | 36 288        | 22 016        | 4        |
| 102 360              | 30 948         | 48 614        | 22 798        | 72 931        | 7 880        | 29 429        | 14 367        | 14 918        | 19 847        | 24 260        | 36 255        | 21 998        | 5        |
| 101 955              | 30 780         | 48 454        | 22 721        | 72 589        | 7 839        | 29 366        | 14 339        | 14 882        | 19 774        | 24 159        | 36 102        | 21 921        | 6        |
| 141                  | 60             | 53            | 29            | 115           | 14           | 26            | 12            | 14            | 35            | 36            | 40            | 30            | 7        |
| 343                  | 129            | 152           | 61            | 270           | 32           | 72            | 43            | 29            | 71            | 78            | 121           | 73            | 8        |
| 57 703               | 14 404         | 32 632        | 10 667        | 40 870        | 3 461        | 16 833        | 9 506         | 7 206         | 9 707         | 12 231        | 21 659        | 14 106        | 9        |
| 80 543               | 19 950         | 40 882        | 19 712        | 53 591        | 6 178        | 26 952        | 13 288        | 13 534        | 14 383        | 19 633        | 29 926        | 16 601        | 10       |
| 76 454               | 18 170         | 39 530        | 18 755        | 50 567        | 5 868        | 25 887        | 12 869        | 12 887        | 13 141        | 19 278        | 28 166        | 15 869        | 11       |
| 45 345               | 14 222         | 25 321        | 5 802         | 36 895        | 2 849        | 8 450         | 5 395         | 2 952         | 4 430         | 10 912        | 15 130        | 14 872        | 12       |
| 3 858                | 1 096          | 2 144         | 618           | 2 849         | 207          | 1 009         | 581           | 411           | 576           | 681           | 1 433         | 1 168         | 13       |
| 54 878               | 14 622         | 29 623        | 10 633        | 38 980        | 3 781        | 15 898        | 8 936         | 6 852         | 4 682         | 13 897        | 27 675        | 8 625         | 14       |
| 3 330                | 830            | 1 928         | 572           | 2 277         | 174          | 1 054         | 644           | 398           | 206           | 435           | 2 093         | 596           | 15       |
| 16 277               | 5 597          | 6 250         | 4 431         | 11 488        | 1 599        | 4 789         | 1 952         | 2 832         | 5 221         | 4 859         | 3 611         | 2 586         | 16       |
| 7 499                | 2 478          | 3 163         | 1 859         | 5 305         | 645          | 2 194         | 976           | 1 214         | 2 918         | 1 687         | 2 500         | 395           | 17       |
| 3 112                | 1 096          | 1 420         | 596           | 2 452         | 211          | 659           | 272           | 385           | 1 467         | 395           | 1 122         | 127           | 18       |
| 62 018               | 17 878         | 30 500        | 13 641        | 44 595        | 4 976        | 17 423        | 8 669         | 8 665         | 8 062         | 19 224        | 20 672        | 14 061        | 19       |
| 13 153               | 5 553          | 5 716         | 1 885         | 10 766        | 721          | 2 387         | 1 216         | 1 164         | 9 372         | 2 277         | 741           | 764           | 20       |
| 10 992               | 2 737          | 6 091         | 2 163         | 6 896         | 537          | 4 095         | 2 428         | 1 627         | 330           | 628           | 8 750         | 1 284         | 21       |
| 4 939                | 1 198          | 2 055         | 1 686         | 3 234         | 630          | 1 704         | 649           | 1 055         | 1 228         | 1 135         | 912           | 1 664         | 22       |
| 5 310                | 2 086          | 2 241         | 983           | 4 390         | 438          | 920           | 373           | 545           | 450           | 559           | 1 473         | 2 828         | 23       |
| 1 624                | 373            | 533           | 717           | 879           | 196          | 745           | 219           | 522           | 182           | 230           | 853           | 359           | 24       |
| 1 790                | 549            | 377           | 863           | 1 023         | 307          | 767           | 210           | 556           | 28            | 47            | 1 649         | 66            | 25       |
| 705                  | 261            | 364           | 80            | 499           | 23           | 206           | 148           | 58            | 30            | 24            | 459           | 192           | 26       |
| 1 113                | 28             | 449           | 636           | 129           | 31           | 984           | 376           | 606           | 187           | 157           | 442           | 327           | 27       |
| 138                  | 11             | 54            | 73            | 37            | 11           | 101           | 38            | 62            | 10            | 19            | 53            | 57            | 28       |
| 73                   | 11             | 26            | 36            | 31            | 8            | 42            | 14            | 28            | -             | 3             | 37            | 32            | 29       |
| 289                  | 106            | 92            | 91            | 201           | 27           | 88            | 24            | 64            | 33            | 38            | 164           | 54            | 30       |
| 116                  | 62             | 36            | 18            | 84            | 2            | 31            | 16            | 16            | 48            | 9             | 41            | 17            | 31       |
| 544                  | 279            | 247           | 18            | 493           | 7            | 51            | 39            | 11            | -             | 10            | 144           | 389           | 32       |
| 695                  | 175            | 300           | 220           | 411           | 62           | 284           | 126           | 159           | 107           | 224           | 193           | 172           | 33       |
| 236                  | 116            | 98            | 22            | 187           | 8            | 49            | 35            | 14            | 163           | 43            | 15            | 15            | 34       |
| 343                  | 58             | 218           | 67            | 188           | 14           | 156           | 101           | 53            | 29            | 57            | 225           | 32            | 35       |
| 2 811                | 646            | 1 214         | 951           | 1 641         | 258          | 1 170         | 474           | 693           | 551           | 620           | 780           | 860           | 36       |
| 359                  | 95             | 139           | 124           | 229           | 46           | 130           | 51            | 79            | 34            | 61            | 161           | 103           | 37       |
| 853                  | 171            | 305           | 377           | 393           | 75           | 460           | 158           | 302           | 170           | 179           | 362           | 142           | 38       |
| 2 145                | 329            | 818           | 998           | 920           | 212          | 1 225         | 437           | 786           | 355           | 483           | 1 183         | 123           | 39       |
| 7 407                | 2 165          | 3 385         | 1 857         | 5 044         | 609          | 2 363         | 1 105         | 1 248         | 1 204         | 1 840         | 2 319         | 2 044         | 40       |
| 4 599                | 445            | 2 118         | 2 036         | 1 539         | 324          | 3 060         | 1 338         | 1 712         | 1 268         | 930           | 1 100         | 1 299         | 41       |
| 4 321                | 701            | 2 353         | 1 266         | 2 225         | 247          | 2 096         | 1 068         | 1 019         | 418           | 844           | 1 621         | 1 437         | 42       |
| 3 753                | 939            | 2 153         | 660           | 2 535         | 201          | 1 218         | 754           | 460           | 322           | 522           | 1 599         | 1 311         | 43       |
| 667                  | 112            | 305           | 249           | 314           | 44           | 352           | 147           | 205           | 175           | 147           | 207           | 138           | 44       |
| 683                  | 264            | 276           | 143           | 508           | 46           | 175           | 78            | 97            | 152           | 148           | 256           | 128           | 45       |
| 78 165               | 25 526         | 37 133        | 15 506        | 58 974        | 6 071        | 19 191        | 9 639         | 9 436         | 15 846        | 19 160        | 27 771        | 15 388        | 46       |
| 4 114                | 819            | 1 910         | 1 385         | 2 200         | 310          | 1 914         | 837           | 1 075         | 770           | 752           | 1 304         | 1 287         | 47       |
| 277                  | 63             | 151           | 63            | 171           | 23           | 107           | 66            | 41            | 43            | 84            | 73            | 77            | 48       |
| 109                  | 64             | 35            | 10            | 95            | 5            | 15            | 10            | 5             | 67            | 26            | 8             | 8             | 49       |
| 121                  | 14             | 82            | 25            | 69            | 9            | 52            | 34            | 16            | 5             | 7             | 95            | 14            | 50       |
| 1 191                | 290            | 539           | 363           | 760           | 109          | 431           | 177           | 254           | 252           | 230           | 299           | 410           | 51       |
| 147                  | 28             | 55            | 64            | 82            | 22           | 65            | 23            | 42            | 1             | 22            | 62            | 62            | 52       |
| 306                  | 70             | 99            | 136           | 155           | 28           | 150           | 42            | 108           | 62            | 68            | 129           | 47            | 53       |
| 946                  | 44             | 422           | 480           | 239           | 45           | 707           | 273           | 434           | 244           | 157           | 248           | 297           | 54       |
| 564                  | 95             | 295           | 174           | 295           | 36           | 270           | 129           | 138           | 57            | 85            | 211           | 211           | 55       |
| 490                  | 99             | 252           | 140           | 299           | 51           | 192           | 102           | 89            | 35            | 63            | 181           | 212           | 56       |
| 63                   | 37             | 22            | 4             | 53            | 2            | 10            | 8             | 2             | 16            | 4             | 23            | 21            | 57       |
| 193                  | 33             | 94            | 66            | 84            | 3            | 109           | 46            | 63            | 42            | 47            | 73            | 30            | 58       |
| 19 611               | 4 313          | 9 229         | 6 069         | 11 130        | 1 514        | 8 480         | 3 900         | 4 555         | 3 334         | 4 349         | 6 905         | 5 022         | 59       |
| 307                  | 56             | 114           | 137           | 148           | 28           | 159           | 50            | 109           | 46            | 103           | 86            | 71            | 60       |
| 85                   | 38             | 35            | 12            | 63            | 3            | 22            | 13            | 9             | 62            | 12            | 5             | 7             | 61       |
| 196                  | 37             | 118           | 41            | 100           | 5            | 97            | 60            | 37            | 15            | 47            | 118           | 16            | 62       |
| 1 581                | 331            | 665           | 585           | 850           | 149          | 731           | 293           | 436           | 290           | 385           | 468           | 438           | 63       |
| 169                  | 49             | 69            | 51            | 121           | 21           | 48            | 18            | 30            | 22            | 32            | 84            | 30            | 64       |
| 419                  | 62             | 142           | 215           | 161           | 44           | 258           | 87            | 171           | 94            | 93            | 171           | 62            | 65       |
| 2 145                | 329            | 818           | 998           | 920           | 212          | 1 225         | 437           | 786           | 355           | 483           | 1 183         | 123           | 66       |
| 7 407                | 2 165          | 3 385         | 1 857         | 5 044         | 609          | 2 363         | 1 105         | 1 248         | 1 204         | 1 840         | 2 319         | 2 044         | 67       |
| 3 601                | 389            | 1 670         | 1 541         | 1 269         | 273          | 2 332         | 1 055         | 1 268         | 1 003         | 764           | 810           | 995           | 68       |
| 2 928                | 454            | 1 554         | 920           | 1 414         | 165          | 1 514         | 752           | 755           | 292           | 633           | 1 156         | 848           | 69       |
| 3 228                | 832            | 1 880         | 516           | 2 216         | 150          | 1 012         | 642           | 367           | 287           | 455           | 1 396         | 1 089         | 70       |
| 445                  | 169            | 190           | 86            | 338           | 33           | 108           | 54            | 54            | 108           | 89            | 185           | 64            | 71       |
| 458                  | 77             | 197           | 183           | 222           | 41           | 236           | 94            | 142           | 124           | 95            | 134           | 105           | 72       |
| 101 367              | 30 527         | 48 284        | 22 555        | 72 183        | 7 794        | 29 183        | 14 280        | 14 761        | 19 591        | 24 066        | 35 946        | 21 764        | 73       |
| 1 436                | 604            | 496           | 336           | 1 075         | 118          | 360           | 140           | 218           | 367           | 293           | 443           | 332           | 74       |
| 319                  | 116            | 78            | 124           | 181           | 32           | 138           | 46            | 92            | 76            | 64            | 145           | 34            | 75       |
| 316                  | 125            | 77            | 114           | 187           | 26           | 130           | 42            | 88            | 88            | 58            | 121           | 49            | 76       |
| 293                  | 125            | 73            | 95            | 174           | 17           | 119           | 40            | 77            | 80            | 50            | 115           | 48            | 77       |
| 1 065                | 461            | 410           | 194           | 860           | 81           | 205           | 91            | 113           | 281           | 223           | 282           | 279           | 78       |



Table 2-4. **Selected Equipment and Plumbing—Occupied Units—Con.**

[Numbers in thousands. Consistent with the 1990 Census. ... means not applicable or sample too small. – means zero or rounds to zero]

|  | Characteristics                                   | Total occupied units | Tenure |        | Housing unit characteristics |              |                   |          | Household characteristics |          |                             |                    |                     |
|--|---|----------------------|--------|--------|------------------------------|--------------|-------------------|----------|---------------------------|----------|-----------------------------|--------------------|---------------------|
|  |   |                      | Owner  | Renter | New construction 4 years     | Mobile homes | Physical problems |          | Black                     | Hispanic | Elderly (65 years and over) | Moved in past year | Below poverty level |
|  |   |                      |        |        |                              |              | Severe            | Moderate |                           |          |                             |                    |                     |
| <b>Primary Source of Water</b>           |   |                      |        |        |                              |              |                   |          |                           |          |                             |                    |                     |
| 1  | Public system or private company .....            | 89 942               | 57 390 | 32 552 | 4 868                        | 4 879        | 1 815             | 4 285    | 12 342                    | 8 762    | 18 435                      | 16 359             | 12 824              |
| 2  | Well serving 1 to 5 units .....                   | 12 400               | 11 040 | 1 360  | 979                          | 1 829        | 174               | 521      | 581                       | 264      | 2 839                       | 1 037              | 1 353               |
| 3  | Drilled .....                                     | 10 774               | 9 738  | 1 036  | 907                          | 1 551        | 148               | 440      | 423                       | 232      | 2 479                       | 866                | 1 126               |
| 4  | Dug .....   | 1 078                | 922    | 156    | 55                           | 190          | 19                | 62       | 102                       | 18       | 268                         | 76                 | 166                 |
| 5  | Not reported .....                                | 548                  | 381    | 167    | 18                           | 89           | 7                 | 19       | 57                        | 15       | 92                          | 94                 | 61                  |
| 6  | Other .....                                       | 460                  | 365    | 95     | 34                           | 77           | 63                | 20       | 13                        | 15       | 149                         | 51                 | 87                  |
| <b>Safety of Primary Source of Water</b> |   |                      |        |        |                              |              |                   |          |                           |          |                             |                    |                     |
| 7  | Selected primary water sources <sup>2</sup> ..... | 102 773              | 68 781 | 33 991 | 5 879                        | 6 783        | 2 045             | 4 823    | 12 933                    | 9 030    | 21 419                      | 17 436             | 14 258              |
| 8  | Safe to drink .....                               | 91 433               | 62 778 | 28 656 | 5 375                        | 6 133        | 1 637             | 4 055    | 11 200                    | 6 793    | 19 978                      | 14 719             | 12 297              |
| 9  | Not safe to drink .....                           | 9 997                | 5 212  | 4 785  | 452                          | 550          | 369               | 688      | 1 560                     | 2 113    | 1 188                       | 2 401              | 1 701               |
| 10                                       | Safety not reported .....                         | 1 342                | 792    | 550    | 52                           | 99           | 39                | 81       | 173                       | 124      | 253                         | 315                | 260                 |
| <b>Source of Drinking Water</b>          |   |                      |        |        |                              |              |                   |          |                           |          |                             |                    |                     |
| 11                                       | Primary source not safe to drink .....            | 9 997                | 5 212  | 4 785  | 452                          | 550          | 369               | 688      | 1 560                     | 2 113    | 1 188                       | 2 401              | 1 701               |
| 12                                       | Drinking and primary water source the same .....  | 1 979                | 1 072  | 908    | 101                          | 118          | 108               | 134      | 310                       | 338      | 293                         | 437                | 430                 |
| 13                                       | Public or private system .....                    | 1 912                | 1 011  | 901    | 93                           | 112          | 94                | 127      | 309                       | 334      | 288                         | 425                | 416                 |
| 14                                       | Individual well .....                             | 56                   | 50     | 7      | 1                            | 2            | 4                 | 7        | —                         | 4        | 5                           | 6                  | 9                   |
| 15                                       | Spring .....                                      | —                    | —      | —      | —                            | —            | —                 | —        | —                         | —        | —                           | —                  | —                   |
| 16                                       | Cistern .....                                     | —                    | —      | —      | —                            | —            | —                 | —        | —                         | —        | —                           | —                  | —                   |
| 17                                       | Stream or lake .....                              | 1                    | 1      | —      | —                            | —            | —                 | —        | 1                         | —        | —                           | —                  | —                   |
| 18                                       | Other .....                                       | 10                   | 10     | —      | 7                            | 4            | 10                | —        | —                         | —        | —                           | 7                  | 4                   |
| 19                                       | Drinking and primary water source different ..... | 8 000                | 4 129  | 3 871  | 349                          | 432          | 256               | 554      | 1 246                     | 1 775    | 890                         | 1 962              | 1 269               |
| 20                                       | Public or private system .....                    | 16                   | 14     | 2      | —                            | 5            | 3                 | 3        | 3                         | —        | 2                           | 2                  | 7                   |
| 21                                       | Individual well .....                             | 48                   | 39     | 9      | 6                            | 8            | —                 | 7        | 12                        | 18       | 14                          | 4                  | 5                   |
| 22                                       | Spring .....                                      | 188                  | 117    | 72     | —                            | 15           | 9                 | 21       | 48                        | 22       | 34                          | 43                 | 41                  |
| 23                                       | Cistern .....                                     | 17                   | 11     | 6      | —                            | —            | —                 | —        | 1                         | 10       | 2                           | 2                  | 2                   |
| 24                                       | Stream or lake .....                              | 17                   | 6      | 12     | —                            | —            | —                 | —        | 6                         | —        | —                           | 5                  | 3                   |
| 25                                       | Commercial bottled water .....                    | 6 045                | 2 954  | 3 091  | 263                          | 333          | 197               | 435      | 1 058                     | 1 364    | 643                         | 1 538              | 973                 |
| 26                                       | Other .....                                       | 1 668                | 989    | 680    | 80                           | 71           | 47                | 89       | 117                       | 360      | 195                         | 369                | 237                 |
| 27                                       | Source of drinking water not reported .....       | 18                   | 11     | 7      | 2                            | —            | 5                 | —        | 4                         | —        | 5                           | 1                  | 2                   |
| <b>Means of Sewage Disposal</b>          |   |                      |        |        |                              |              |                   |          |                           |          |                             |                    |                     |
| 28                                       | Public sewer .....                                | 79 959               | 48 672 | 31 287 | 3 945                        | 2 863        | 1 664             | 3 826    | 11 714                    | 8 362    | 16 303                      | 15 333             | 11 600              |
| 29                                       | Septic tank, cesspool, chemical toilet .....      | 22 753               | 20 071 | 2 683  | 1 925                        | 3 913        | 298               | 999      | 1 204                     | 675      | 5 093                       | 2 095              | 2 620               |
| 30                                       | Other .....                                       | 90                   | 53     | 37     | 11                           | 8            | 90                | —        | 19                        | 4        | 26                          | 20                 | 43                  |

<sup>1</sup>Figures may not add to total because more than one category may apply to a unit.  
<sup>2</sup>Excludes units where primary source of water is commercial bottled water.

| Total occupied units | In MSAs        |         | Outside MSAs | Urban  |              | Rural  |         |              | Regions   |         |        |        |    |
|----------------------|----------------|---------|--------------|--------|--------------|--------|---------|--------------|-----------|---------|--------|--------|----|
|                      | Central cities | Suburbs |              | Total  | Outside MSAs | Total  | Suburbs | Outside MSAs | Northeast | Midwest | South  | West   |    |
| 89 942               | 30 936         | 42 552  | 16 454       | 71 897 | 7 800        | 18 045 | 9 278   | 8 654        | 16 973    | 20 493  | 31 765 | 20 712 | 1  |
| 12 400               | 176            | 6 096   | 6 128        | 1 315  | 112          | 11 086 | 5 038   | 6 016        | 2 895     | 3 762   | 4 410  | 1 333  | 2  |
| 10 774               | 157            | 5 333   | 5 284        | 1 164  | 98           | 9 610  | 4 395   | 5 186        | 2 479     | 3 307   | 3 794  | 1 195  | 3  |
| 1 078                | 6              | 457     | 615          | 70     | 3            | 1 008  | 396     | 612          | 292       | 287     | 407    | 92     | 4  |
| 548                  | 14             | 306     | 228          | 81     | 10           | 467    | 247     | 218          | 124       | 168     | 209    | 46     | 5  |
| 460                  | 19             | 131     | 310          | 47     | -            | 413    | 104     | 309          | 90        | 105     | 214    | 51     | 6  |
| 102 773              | 31 120         | 48 768  | 22 884       | 73 236 | 7 912        | 29 537 | 14 420  | 14 973       | 19 956    | 24 354  | 36 384 | 22 078 | 7  |
| 91 433               | 26 644         | 43 423  | 21 367       | 63 968 | 7 355        | 27 465 | 13 332  | 14 012       | 17 980    | 22 696  | 32 871 | 17 886 | 8  |
| 9 997                | 4 040          | 4 649   | 1 308        | 8 246  | 483          | 1 752  | 903     | 825          | 1 719     | 1 439   | 2 949  | 3 890  | 9  |
| 1 342                | 436            | 697     | 210          | 1 022  | 74           | 321    | 185     | 136          | 257       | 219     | 563    | 303    | 10 |
| 9 997                | 4 040          | 4 649   | 1 308        | 8 246  | 483          | 1 752  | 903     | 825          | 1 719     | 1 439   | 2 949  | 3 890  | 11 |
| 1 979                | 835            | 831     | 313          | 1 598  | 118          | 381    | 182     | 195          | 465       | 405     | 577    | 532    | 12 |
| 1 912                | 835            | 799     | 277          | 1 587  | 118          | 325    | 161     | 159          | 454       | 386     | 543    | 530    | 13 |
| 56                   | -              | 24      | 32           | 10     | -            | 46     | 14      | 32           | 11        | 18      | 24     | 2      | 14 |
| -                    | -              | -       | -            | -      | -            | -      | -       | -            | -         | -       | -      | -      | 15 |
| -                    | -              | -       | -            | -      | -            | -      | -       | -            | -         | -       | -      | -      | 16 |
| 1                    | -              | 1       | -            | 1      | -            | -      | -       | -            | -         | 1       | -      | -      | 17 |
| 10                   | -              | 7       | 4            | -      | -            | 10     | 7       | 4            | -         | -       | 10     | -      | 18 |
| 8 000                | 3 199          | 3 806   | 995          | 6 633  | 364          | 1 367  | 717     | 631          | 1 243     | 1 031   | 2 372  | 3 353  | 19 |
| 16                   | -              | 7       | 9            | 3      | -            | 13     | 4       | 9            | 3         | 2       | 9      | 3      | 20 |
| 48                   | 17             | 19      | 12           | 30     | 2            | 18     | 8       | 10           | 8         | -       | 36     | 4      | 21 |
| 188                  | 69             | 75      | 45           | 135    | 7            | 54     | 15      | 38           | 109       | 20      | 27     | 32     | 22 |
| 17                   | 4              | 10      | 2            | 12     | -            | 5      | 3       | 2            | -         | 4       | -      | 13     | 23 |
| 17                   | 3              | 8       | 6            | 14     | 3            | 3      | -       | 3            | 7         | 3       | 3      | 5      | 24 |
| 6 045                | 2 448          | 2 879   | 718          | 5 043  | 276          | 1 002  | 542     | 443          | 882       | 731     | 1 817  | 2 615  | 25 |
| 1 668                | 658            | 809     | 201          | 1 397  | 77           | 272    | 145     | 124          | 235       | 271     | 480    | 682    | 26 |
| 18                   | 6              | 12      | -            | 14     | -            | 4      | 4       | -            | 11        | 2       | -      | 4      | 27 |
| 79 959               | 30 740         | 37 570  | 11 649       | 70 139 | 7 623        | 9 820  | 5 699   | 4 026        | 15 541    | 19 188  | 26 012 | 19 218 | 28 |
| 22 753               | 377            | 11 187  | 11 189       | 3 099  | 287          | 19 654 | 8 704   | 10 902       | 4 407     | 5 164   | 10 317 | 2 865  | 29 |
| 90                   | 14             | 23      | 53           | 20     | 2            | 70     | 17      | 51           | 11        | 8       | 59     | 12     | 30 |

**Table 2-5. Fuels—Occupied Units**

[Numbers in thousands. Consistent with the 1990 Census. ... means not applicable or sample too small. – means zero or rounds to zero]

|          | Characteristics                              | Total occupied units | Tenure        |               | Housing unit characteristics |              |                   |              | Household characteristics |              |                             |                    |                     |
|----------|--|----------------------|---------------|---------------|------------------------------|--------------|-------------------|--------------|---------------------------|--------------|-----------------------------|--------------------|---------------------|
|          |  |                      | Owner         | Renter        | New construction 4 years     | Mobile homes | Physical problems |              | Black                     | Hispanic     | Elderly (65 years and over) | Moved in past year | Below poverty level |
|          |  |                      |               |               |                              |              | Severe            | Moderate     |                           |              |                             |                    |                     |
| <b>1</b> | <b>Total .....</b>                           | <b>102 803</b>       | <b>68 796</b> | <b>34 007</b> | <b>5 881</b>                 | <b>6 785</b> | <b>2 052</b>      | <b>4 826</b> | <b>12 936</b>             | <b>9 041</b> | <b>21 423</b>               | <b>17 447</b>      | <b>14 264</b>       |
|          | <b>Main House Heating Fuel</b>               |                      |               |               |                              |              |                   |              |                           |              |                             |                    |                     |
| 2        | Housing units with heating fuel .....        | 102 259              | 68 590        | 33 669        | 5 868                        | 6 748        | 2 017             | 4 757        | 12 891                    | 8 847        | 21 354                      | 17 291             | 14 133              |
| 3        | Electricity .....                            | 31 142               | 17 770        | 13 372        | 2 571                        | 2 935        | 471               | 958          | 4 324                     | 3 121        | 5 501                       | 7 386              | 4 666               |
| 4        | Piped gas .....                              | 52 366               | 37 031        | 15 335        | 2 550                        | 1 728        | 945               | 2 580        | 6 718                     | 4 648        | 11 241                      | 7 961              | 6 877               |
| 5        | Bottled gas .....                            | 5 905                | 4 954         | 951           | 570                          | 1 369        | 117               | 539          | 509                       | 210          | 1 427                       | 608                | 879                 |
| 6        | Fuel oil .....                               | 10 026               | 6 665         | 3 361         | 121                          | 248          | 356               | 355          | 1 065                     | 729          | 2 547                       | 1 058              | 1 206               |
| 7        | Kerosene or other liquid fuel .....          | 724                  | 509           | 216           | 23                           | 303          | 20                | 228          | 145                       | 39           | 175                         | 85                 | 171                 |
| 8        | Coal or coke .....                           | 168                  | 147           | 21            | 3                            | 5            | 9                 | 6            | 2                         | 3            | 37                          | 20                 | 23                  |
| 9        | Wood .....                                   | 1 703                | 1 433         | 270           | 23                           | 153          | 93                | 78           | 107                       | 72           | 375                         | 95                 | 265                 |
| 10       | Solar energy .....                           | 19                   | 11            | 8             | –                            | –            | –                 | –            | 3                         | –            | 5                           | 5                  | –                   |
| 11       | Other .....                                  | 205                  | 68            | 136           | 6                            | 8            | 5                 | 12           | 18                        | 25           | 47                          | 72                 | 47                  |
|          | <b>Other House Heating Fuels<sup>1</sup></b> |                      |               |               |                              |              |                   |              |                           |              |                             |                    |                     |
| 12       | With other heating fuel .....                | 23 545               | 19 056        | 4 489         | 1 273                        | 1 514        | 481               | 1 206        | 2 210                     | 1 473        | 5 202                       | 2 672              | 2 476               |
| 13       | Electricity .....                            | 10 484               | 7 876         | 2 607         | 317                          | 634          | 255               | 748          | 1 122                     | 735          | 2 691                       | 1 099              | 1 253               |
| 14       | Piped gas .....                              | 3 725                | 3 122         | 603           | 438                          | 68           | 68                | 189          | 452                       | 253          | 925                         | 531                | 362                 |
| 15       | Bottled gas .....                            | 1 098                | 1 006         | 92            | 161                          | 139          | 22                | 75           | 85                        | 42           | 283                         | 99                 | 137                 |
| 16       | Fuel oil .....                               | 741                  | 513           | 228           | 41                           | 55           | 35                | 58           | 100                       | 61           | 207                         | 65                 | 106                 |
| 17       | Kerosene or other liquid fuel .....          | 1 203                | 996           | 207           | 23                           | 205          | 36                | 83           | 136                       | 29           | 207                         | 76                 | 142                 |
| 18       | Coal or coke .....                           | 94                   | 89            | 5             | –                            | –            | –                 | 5            | 2                         | –            | 16                          | 7                  | 2                   |
| 19       | Wood .....                                   | 9 503                | 8 255         | 1 248         | 388                          | 555          | 154               | 243          | 627                       | 497          | 1 691                       | 1 038              | 802                 |
| 20       | Solar energy .....                           | 29                   | 29            | –             | 2                            | –            | 2                 | –            | –                         | –            | 7                           | –                  | –                   |
| 21       | Other .....                                  | 356                  | 299           | 57            | 21                           | 36           | 4                 | 19           | 18                        | 34           | 79                          | 25                 | 22                  |
|          | <b>Cooking Fuel</b>                          |                      |               |               |                              |              |                   |              |                           |              |                             |                    |                     |
| 22       | With cooking fuel .....                      | 102 436              | 68 682        | 33 754        | 5 863                        | 6 741        | 1 919             | 4 594        | 12 844                    | 9 004        | 21 371                      | 17 335             | 14 115              |
| 23       | Electricity .....                            | 61 315               | 41 921        | 19 394        | 3 803                        | 3 739        | 841               | 2 101        | 6 182                     | 3 717        | 13 025                      | 10 930             | 7 521               |
| 24       | Piped gas .....                              | 36 101               | 22 612        | 13 490        | 1 570                        | 1 500        | 938               | 2 072        | 6 173                     | 4 995        | 7 153                       | 5 834              | 5 721               |
| 25       | Bottled gas .....                            | 4 950                | 4 087         | 863           | 483                          | 1 500        | 121               | 421          | 489                       | 282          | 1 175                       | 568                | 846                 |
| 26       | Kerosene or other liquid fuel .....          | 5                    | 5             | –             | –                            | –            | –                 | –            | –                         | –            | –                           | –                  | –                   |
| 27       | Coal or coke .....                           | 2                    | 2             | –             | –                            | –            | –                 | –            | –                         | –            | 2                           | –                  | –                   |
| 28       | Wood .....                                   | 42                   | 36            | 7             | 2                            | –            | 19                | –            | –                         | 4            | 13                          | –                  | 26                  |
| 29       | Other .....                                  | 20                   | 19            | 1             | 4                            | 2            | –                 | –            | –                         | 6            | 2                           | 3                  | –                   |
|          | <b>Water Heating Fuel</b>                    |                      |               |               |                              |              |                   |              |                           |              |                             |                    |                     |
| 30       | With hot piped water .....                   | 102 484              | 68 665        | 33 819        | 5 867                        | 6 761        | 1 734             | 4 826        | 12 840                    | 9 010        | 21 337                      | 17 368             | 14 130              |
| 31       | Electricity .....                            | 40 315               | 26 245        | 14 070        | 2 828                        | 4 883        | 580               | 1 771        | 4 908                     | 2 811        | 8 293                       | 7 922              | 5 928               |
| 32       | Piped gas .....                              | 52 346               | 35 594        | 16 752        | 2 529                        | 1 196        | 899               | 2 555        | 6 964                     | 5 384        | 10 634                      | 8 385              | 6 937               |
| 33       | Bottled gas .....                            | 3 935                | 3 238         | 697           | 407                          | 624          | 62                | 254          | 296                       | 226          | 916                         | 428                | 522                 |
| 34       | Fuel oil .....                               | 5 502                | 3 351         | 2 150         | 81                           | 14           | 191               | 221          | 633                       | 548          | 1 401                       | 555                | 674                 |
| 35       | Kerosene or other liquid fuel .....          | 43                   | 32            | 12            | 7                            | 26           | –                 | 2            | 4                         | –            | 5                           | 4                  | 6                   |
| 36       | Coal or coke .....                           | 33                   | 30            | 4             | 3                            | –            | 2                 | 1            | –                         | –            | 9                           | 6                  | 14                  |
| 37       | Wood .....                                   | 31                   | 28            | 2             | –                            | 5            | –                 | –            | –                         | –            | 5                           | –                  | 3                   |
| 38       | Solar energy .....                           | 127                  | 111           | 16            | 5                            | 2            | –                 | –            | 3                         | 10           | 42                          | 13                 | 3                   |
| 39       | Other .....                                  | 151                  | 35            | 116           | 7                            | 11           | 1                 | 21           | 31                        | 31           | 31                          | 54                 | 43                  |
|          | <b>Central Air Conditioning Fuel</b>         |                      |               |               |                              |              |                   |              |                           |              |                             |                    |                     |
| 40       | With central air conditioning .....          | 54 878               | 41 167        | 13 711        | 4 939                        | 3 728        | 597               | 1 172        | 6 065                     | 3 852        | 11 216                      | 9 366              | 5 715               |
| 41       | Electricity .....                            | 52 577               | 39 280        | 13 297        | 4 755                        | 3 662        | 574               | 1 120        | 5 850                     | 3 719        | 10 637                      | 9 048              | 5 498               |
| 42       | Piped gas .....                              | 2 032                | 1 663         | 369           | 150                          | 28           | 20                | 43           | 194                       | 115          | 498                         | 274                | 183                 |
| 43       | Other .....                                  | 269                  | 224           | 46            | 34                           | 39           | 3                 | 9            | 20                        | 19           | 81                          | 45                 | 34                  |
|          | <b>Other Central Air Fuel</b>                |                      |               |               |                              |              |                   |              |                           |              |                             |                    |                     |
| 44       | With other central air .....                 | 3 330                | 2 776         | 554           | 469                          | 166          | 32                | 69           | 257                       | 256          | 587                         | 578                | 291                 |
| 45       | Electricity .....                            | 3 241                | 2 693         | 548           | 459                          | 163          | 32                | 67           | 253                       | 249          | 573                         | 568                | 284                 |
| 46       | Gas .....                                    | 78                   | 72            | 6             | 10                           | 1            | –                 | 1            | 3                         | 7            | 14                          | 9                  | 7                   |
| 47       | Other .....                                  | 11                   | 11            | –             | –                            | 2            | –                 | –            | 2                         | –            | –                           | –                  | –                   |
|          | <b>Clothes Dryer Fuel</b>                    |                      |               |               |                              |              |                   |              |                           |              |                             |                    |                     |
| 48       | With clothes dryer .....                     | 76 454               | 62 738        | 13 716        | 5 386                        | 5 511        | 903               | 2 436        | 6 895                     | 4 440        | 16 147                      | 9 799              | 7 433               |
| 49       | Electricity .....                            | 58 191               | 46 807        | 11 385        | 4 367                        | 5 063        | 646               | 2 001        | 5 269                     | 3 087        | 12 232                      | 7 959              | 5 963               |
| 50       | Piped gas .....                              | 17 030               | 14 810        | 2 220         | 880                          | 295          | 238               | 393          | 1 584                     | 1 310        | 3 664                       | 1 697              | 1 373               |
| 51       | Other .....                                  | 1 232                | 1 121         | 112           | 138                          | 152          | 18                | 43           | 42                        | 43           | 251                         | 143                | 97                  |
|          | <b>Units Using Each Fuel<sup>1</sup></b>     |                      |               |               |                              |              |                   |              |                           |              |                             |                    |                     |
| 52       | Electricity .....                            | 102 708              | 68 741        | 33 966        | 5 877                        | 6 781        | 1 958             | 4 826        | 12 922                    | 9 031        | 21 407                      | 17 427             | 14 224              |
| 53       | Piped gas .....                              | 63 133               | 41 861        | 21 272        | 2 979                        | 1 937        | 1 313             | 3 145        | 8 634                     | 6 546        | 13 027                      | 10 346             | 8 732               |
| 54       | Bottled gas .....                            | 9 067                | 7 613         | 1 454         | 820                          | 1 960        | 190               | 654          | 740                       | 396          | 2 107                       | 946                | 1 292               |
| 55       | Fuel oil .....                               | 15 954               | 9 890         | 6 064         | 401                          | 690          | 531               | 780          | 1 943                     | 1 337        | 3 871                       | 2 132              | 2 253               |
| 56       | Kerosene or other liquid fuel .....          | 1 892                | 1 483         | 410           | 46                           | 501          | 56                | 292          | 274                       | 68           | 375                         | 160                | 311                 |
| 57       | Coal or coke .....                           | 256                  | 230           | 25            | 3                            | 5            | 11                | 11           | 2                         | 3            | 53                          | 24                 | 27                  |
| 58       | Wood .....                                   | 10 496               | 9 074         | 1 422         | 407                          | 646          | 192               | 298          | 704                       | 538          | 1 918                       | 1 107              | 959                 |
| 59       | Solar energy .....                           | 165                  | 146           | 19            | 7                            | 2            | 2                 | –            | 7                         | 10           | 49                          | 16                 | 3                   |
| 60       | Other .....                                  | 805                  | 488           | 317           | 37                           | 57           | 13                | 62           | 86                        | 100          | 185                         | 157                | 111                 |
| 61       | All electric units .....                     | 24 864               | 14 679        | 10 185        | 2 118                        | 2 602        | 342               | 703          | 3 238                     | 2 033        | 4 617                       | 5 708              | 3 528               |

<sup>1</sup>Figures may not add to total because more than one category may apply to a unit.

| Total occupied units | In MSAs        |         | Outside MSAs | Urban  |              | Rural  |         |              | Regions   |         |        |        |    |
|----------------------|----------------|---------|--------------|--------|--------------|--------|---------|--------------|-----------|---------|--------|--------|----|
|                      | Central cities | Suburbs |              | Total  | Outside MSAs | Total  | Suburbs | Outside MSAs | Northeast | Midwest | South  | West   |    |
| 102 803              | 31 131         | 48 780  | 22 891       | 73 259 | 7 912        | 29 544 | 14 420  | 14 979       | 19 958    | 24 360  | 36 389 | 22 096 | 1  |
| 102 259              | 30 852         | 48 533  | 22 873       | 72 766 | 7 905        | 29 493 | 14 381  | 14 968       | 19 958    | 24 349  | 36 245 | 21 706 | 2  |
| 31 142               | 8 971          | 15 350  | 6 821        | 20 941 | 2 120        | 10 202 | 5 426   | 4 701        | 2 284     | 3 750   | 18 683 | 6 426  | 3  |
| 52 366               | 18 393         | 25 180  | 8 793        | 43 861 | 4 868        | 8 506  | 4 533   | 3 925        | 8 951     | 17 020  | 12 737 | 13 659 | 4  |
| 5 905                | 324            | 2 078   | 3 503        | 1 020  | 295          | 4 884  | 1 666   | 3 208        | 553       | 2 096   | 2 544  | 712    | 5  |
| 10 026               | 2 955          | 4 858   | 2 213        | 6 357  | 488          | 3 669  | 1 938   | 1 725        | 7 523     | 998     | 1 187  | 318    | 6  |
| 724                  | 55             | 277     | 393          | 157    | 30           | 568    | 203     | 363          | 241       | 21      | 437    | 26     | 7  |
| 168                  | 11             | 77      | 80           | 33     | 14           | 135    | 69      | 66           | 115       | 23      | 19     | 10     | 8  |
| 1 703                | 51             | 631     | 1 021        | 232    | 66           | 1 471  | 514     | 955          | 260       | 346     | 600    | 497    | 9  |
| 19                   | 6              | 13      | -            | 14     | -            | 5      | 5       | -            | 7         | 1       | -      | 11     | 10 |
| 205                  | 85             | 71      | 49           | 152    | 23           | 53     | 27      | 26           | 23        | 95      | 38     | 48     | 11 |
| 23 545               | 5 207          | 11 139  | 7 199        | 13 441 | 1 786        | 10 104 | 4 664   | 5 413        | 4 038     | 5 094   | 8 174  | 6 240  | 12 |
| 10 484               | 2 851          | 4 768   | 2 864        | 6 822  | 878          | 3 662  | 1 664   | 1 986        | 1 759     | 2 520   | 3 373  | 2 832  | 13 |
| 3 725                | 1 065          | 1 810   | 850          | 2 751  | 384          | 974    | 503     | 465          | 442       | 870     | 1 415  | 998    | 14 |
| 1 098                | 32             | 378     | 688          | 176    | 60           | 922    | 295     | 627          | 166       | 218     | 601    | 113    | 15 |
| 741                  | 195            | 320     | 226          | 393    | 44           | 348    | 163     | 182          | 245       | 108     | 261    | 127    | 16 |
| 1 203                | 175            | 496     | 532          | 458    | 66           | 745    | 279     | 466          | 266       | 319     | 572    | 47     | 17 |
| 94                   | 10             | 53      | 30           | 28     | 3            | 66     | 38      | 27           | 64        | 2       | 21     | 7      | 18 |
| 9 503                | 1 492          | 4 805   | 3 207        | 4 415  | 582          | 5 088  | 2 445   | 2 625        | 1 660     | 1 725   | 3 126  | 2 993  | 19 |
| 29                   | 2              | 15      | 12           | 16     | 5            | 14     | 7       | 7            | 7         | 13      | -      | 10     | 20 |
| 356                  | 74             | 179     | 104          | 206    | 23           | 151    | 70      | 81           | 70        | 49      | 73     | 164    | 21 |
| 102 436              | 30 968         | 48 659  | 22 808       | 72 974 | 7 885        | 29 462 | 14 394  | 14 923       | 19 879    | 24 272  | 36 261 | 22 024 | 22 |
| 61 315               | 15 526         | 30 066  | 15 724       | 40 799 | 5 369        | 20 516 | 10 046  | 10 355       | 9 033     | 13 698  | 26 300 | 12 285 | 23 |
| 36 101               | 15 150         | 16 500  | 4 451        | 31 186 | 2 343        | 4 915  | 2 782   | 2 108        | 9 535     | 9 369   | 7 979  | 9 218  | 24 |
| 4 950                | 289            | 2 062   | 2 600        | 967    | 171          | 3 983  | 1 550   | 2 429        | 1 297     | 1 190   | 1 959  | 503    | 25 |
| 5                    | -              | 5       | -            | -      | -            | 5      | 5       | -            | 5         | -       | -      | -      | 26 |
| 2                    | 2              | -       | -            | 2      | -            | -      | -       | 2            | 2         | -       | -      | -      | 27 |
| 42                   | -              | 12      | 30           | 3      | 3            | 40     | 12      | 27           | 5         | 13      | 14     | 11     | 28 |
| 20                   | 1              | 15      | 4            | 16     | -            | 4      | -       | 4            | 2         | 2       | 9      | 7      | 29 |
| 102 484              | 31 015         | 48 702  | 22 767       | 73 078 | 7 879        | 29 406 | 14 374  | 14 888       | 19 882    | 24 296  | 36 244 | 22 062 | 30 |
| 40 315               | 9 175          | 18 807  | 12 334       | 22 972 | 3 041        | 17 343 | 7 964   | 9 293        | 4 230     | 7 046   | 22 649 | 6 390  | 31 |
| 52 346               | 19 453         | 25 453  | 7 439        | 44 937 | 4 350        | 7 410  | 4 273   | 3 089        | 9 671     | 15 777  | 12 048 | 14 850 | 32 |
| 3 935                | 302            | 1 586   | 2 046        | 895    | 205          | 3 040  | 1 192   | 1 842        | 666       | 1 355   | 1 239  | 675    | 33 |
| 5 502                | 1 977          | 2 699   | 826          | 4 035  | 252          | 1 467  | 893     | 574          | 5 212     | 48      | 219    | 23     | 34 |
| 43                   | 2              | 15      | 27           | 9      | 3            | 35     | 9       | 24           | 31        | 2       | 7      | 3      | 35 |
| 33                   | 7              | 5       | 21           | 9      | 2            | 24     | 5       | 19           | 26        | 1       | 6      | -      | 36 |
| 31                   | -              | 15      | 16           | -      | -            | 31     | 15      | 16           | 13        | 2       | 14     | 2      | 37 |
| 127                  | 35             | 82      | 10           | 97     | 3            | 30     | 21      | 7            | 12        | 5       | 20     | 90     | 38 |
| 151                  | 64             | 40      | 48           | 124    | 23           | 27     | 2       | 25           | 22        | 58      | 43     | 28     | 39 |
| 54 878               | 14 622         | 29 623  | 10 633       | 38 980 | 3 781        | 15 898 | 8 936   | 6 852        | 4 682     | 13 897  | 27 675 | 8 625  | 40 |
| 52 577               | 14 049         | 28 388  | 10 140       | 37 293 | 3 609        | 15 283 | 8 647   | 6 531        | 4 236     | 13 132  | 27 058 | 8 150  | 41 |
| 2 032                | 521            | 1 158   | 353          | 1 590  | 154          | 442    | 238     | 199          | 402       | 682     | 508    | 440    | 42 |
| 269                  | 52             | 77      | 140          | 97     | 18           | 173    | 50      | 122          | 43        | 83      | 109    | 34     | 43 |
| 3 330                | 830            | 1 928   | 572          | 2 277  | 174          | 1 054  | 644     | 398          | 206       | 435     | 2 093  | 596    | 44 |
| 3 241                | 812            | 1 874   | 555          | 2 216  | 168          | 1 025  | 626     | 387          | 198       | 422     | 2 054  | 568    | 45 |
| 78                   | 17             | 45      | 16           | 51     | 6            | 27     | 16      | 11           | 9         | 11      | 35     | 23     | 46 |
| 11                   | 2              | 9       | -            | 9      | -            | 2      | 2       | -            | -         | 2       | 5      | 5      | 47 |
| 76 454               | 18 170         | 39 530  | 18 755       | 50 567 | 5 868        | 25 887 | 12 869  | 12 887       | 13 141    | 19 278  | 28 166 | 15 869 | 48 |
| 58 191               | 12 881         | 28 652  | 16 659       | 35 804 | 5 058        | 22 388 | 10 680  | 11 601       | 9 132     | 12 807  | 25 476 | 10 776 | 49 |
| 17 030               | 5 179          | 10 297  | 1 554        | 14 449 | 763          | 2 582  | 1 770   | 791          | 3 665     | 6 045   | 2 432  | 4 888  | 50 |
| 1 232                | 110            | 580     | 542          | 315    | 47           | 917    | 420     | 495          | 345       | 426     | 258    | 204    | 51 |
| 102 708              | 31 097         | 48 754  | 22 856       | 73 213 | 7 911        | 29 495 | 14 405  | 14 945       | 19 934    | 24 335  | 36 366 | 22 073 | 52 |
| 63 133               | 23 631         | 29 575  | 9 928        | 53 204 | 5 443        | 9 929  | 5 392   | 4 485        | 12 611    | 18 410  | 15 663 | 16 450 | 53 |
| 9 067                | 488            | 3 542   | 5 037        | 1 750  | 417          | 7 317  | 2 687   | 4 620        | 1 738     | 2 498   | 3 856  | 975    | 54 |
| 15 954               | 5 085          | 7 371   | 3 499        | 10 621 | 869          | 5 333  | 2 685   | 2 630        | 8 985     | 2 105   | 3 419  | 1 445  | 55 |
| 1 892                | 231            | 756     | 905          | 621    | 99           | 1 272  | 462     | 806          | 502       | 335     | 981    | 76     | 56 |
| 256                  | 19             | 125     | 112          | 53     | 17           | 202    | 107     | 95           | 173       | 25      | 40     | 17     | 57 |
| 10 496               | 1 524          | 5 137   | 3 835        | 4 537  | 616          | 5 959  | 2 722   | 3 219        | 1 816     | 1 967   | 3 488  | 3 225  | 58 |
| 165                  | 43             | 100     | 21           | 119    | 8            | 46     | 30      | 14           | 21        | 18      | 20     | 105    | 59 |
| 805                  | 253            | 344     | 208          | 553    | 66           | 252    | 110     | 142          | 142       | 210     | 198    | 255    | 60 |
| 24 864               | 6 502          | 12 515  | 5 847        | 15 900 | 1 684        | 8 963  | 4 733   | 4 162        | 1 606     | 2 754   | 16 065 | 4 439  | 61 |

**Table 2-6. Failures in Equipment—Occupied Units**

[Numbers in thousands. Consistent with the 1990 Census. ... means not applicable or sample too small. — means zero or rounds to zero]

|          | Characteristics  | Total occupied units | Tenure        |               | Housing unit characteristics |              |                   |              | Household characteristics |              |                             |                    |                     |
|----------|--|----------------------|---------------|---------------|------------------------------|--------------|-------------------|--------------|---------------------------|--------------|-----------------------------|--------------------|---------------------|
|          |  |                      | Owner         | Renter        | New construction 4 years     | Mobile homes | Physical problems |              | Black                     | Hispanic     | Elderly (65 years and over) | Moved in past year | Below poverty level |
|          |  |                      |               |               |                              |              | Severe            | Moderate     |                           |              |                             |                    |                     |
| <b>1</b> | <b>Total</b> .....   | <b>102 803</b>       | <b>68 796</b> | <b>34 007</b> | <b>5 881</b>                 | <b>6 785</b> | <b>2 052</b>      | <b>4 826</b> | <b>12 936</b>             | <b>9 041</b> | <b>21 423</b>               | <b>17 447</b>      | <b>14 264</b>       |
|          | <b>Water Supply Stoppage</b>   |                      |               |               |                              |              |                   |              |                           |              |                             |                    |                     |
| 2        | With hot and cold piped water .....                                    | 102 484              | 68 665        | 33 819        | 5 867                        | 6 761        | 1 734             | 4 826        | 12 840                    | 9 010        | 21 337                      | 17 368             | 14 130              |
| 3        | No stoppage in last 3 months .....                                     | 96 656               | 65 213        | 31 442        | 5 541                        | 6 074        | 1 556             | 4 414        | 12 178                    | 8 516        | 20 366                      | 16 273             | 13 131              |
| 4        | With stoppage in last 3 months .....                                   | 4 539                | 2 668         | 1 871         | 295                          | 601          | 174               | 338          | 470                       | 408          | 758                         | 802                | 732                 |
| 5        | No stoppage lasting 6 hours or more .....                              | 1 668                | 947           | 722           | 100                          | 205          | 41                | 91           | 146                       | 188          | 360                         | 276                | 276                 |
| 6        | 1 time lasting 6 hours or more .....                                   | 1 861                | 1 180         | 680           | 129                          | 240          | 78                | 122          | 169                       | 128          | 270                         | 357                | 266                 |
| 7        | 2 times .....  | 435                  | 245           | 190           | 14                           | 34           | 11                | 37           | 36                        | 41           | 46                          | 67                 | 75                  |
| 8        | 3 times .....  | 217                  | 103           | 113           | 6                            | 46           | 22                | 36           | 28                        | 21           | 45                          | 49                 | 40                  |
| 9        | 4 times or more .....  | 316                  | 169           | 148           | 42                           | 73           | 22                | 49           | 74                        | 31           | 30                          | 47                 | 60                  |
| 10       | Number of times not reported .....                                     | 42                   | 25            | 18            | 3                            | 3            | —                 | 3            | 16                        | —            | 6                           | 3                  | 15                  |
| 11       | Stoppage not reported .....  | 1 289                | 784           | 506           | 30                           | 86           | 4                 | 74           | 191                       | 85           | 214                         | 293                | 267                 |
|          | <b>Flush Toilet Breakdowns</b>   |                      |               |               |                              |              |                   |              |                           |              |                             |                    |                     |
| 12       | With one or more flush toilets .....                                   | 102 510              | 68 691        | 33 819        | 5 870                        | 6 772        | 1 760             | 4 826        | 12 866                    | 9 014        | 21 353                      | 17 370             | 14 139              |
| 13       | With at least one working toilet at all times in last 3 months .....   | 98 143               | 66 644        | 31 499        | 5 732                        | 6 475        | 1 508             | 4 218        | 12 009                    | 8 523        | 20 765                      | 16 184             | 13 143              |
| 14       | None working some time in last 3 months .....                          | 2 828                | 1 145         | 1 683         | 97                           | 189          | 176               | 489          | 614                       | 374          | 305                         | 864                | 656                 |
| 15       | No breakdowns lasting 6 hours or more .....                            | 1 139                | 451           | 688           | 40                           | 78           | 48                | 84           | 223                       | 146          | 124                         | 388                | 219                 |
| 16       | 1 time lasting 6 hours or more .....                                   | 1 143                | 499           | 644           | 36                           | 71           | 58                | 141          | 221                       | 172          | 120                         | 309                | 246                 |
| 17       | 2 times .....  | 249                  | 88            | 161           | 8                            | 21           | 19                | 37           | 81                        | 25           | 28                          | 83                 | 80                  |
| 18       | 3 times .....  | 98                   | 42            | 56            | 10                           | 6            | 15                | 83           | 27                        | 7            | 5                           | 24                 | 35                  |
| 19       | 4 times or more .....  | 169                  | 51            | 118           | 2                            | 10           | 33                | 136          | 55                        | 20           | 14                          | 57                 | 65                  |
| 20       | Number of times not reported .....                                     | 30                   | 14            | 16            | —                            | 4            | 4                 | 8            | 6                         | 4            | 13                          | 3                  | 11                  |
| 21       | Breakdowns not reported .....  | 1 538                | 902           | 637           | 42                           | 108          | 76                | 119          | 244                       | 117          | 283                         | 323                | 339                 |
|          | <b>Sewage Disposal Breakdowns</b>                                      |                      |               |               |                              |              |                   |              |                           |              |                             |                    |                     |
| 22       | With public sewer .....  | 79 959               | 48 672        | 31 287        | 3 945                        | 2 863        | 1 664             | 3 826        | 11 714                    | 8 362        | 16 303                      | 15 333             | 11 600              |
| 23       | No breakdowns in last 3 months .....                                   | 78 482               | 47 916        | 30 566        | 3 907                        | 2 786        | 1 588             | 3 629        | 11 387                    | 8 160        | 16 111                      | 14 985             | 11 339              |
| 24       | With breakdowns in last 3 months .....                                 | 1 478                | 756           | 722           | 38                           | 78           | 76                | 197          | 327                       | 202          | 192                         | 348                | 261                 |
| 25       | No breakdowns lasting 6 hours or more .....                            | 482                  | 256           | 226           | 3                            | 15           | 17                | 34           | 81                        | 77           | 82                          | 118                | 78                  |
| 26       | 1 time lasting 6 hours or more .....                                   | 683                  | 353           | 330           | 29                           | 42           | 37                | 77           | 158                       | 94           | 81                          | 168                | 122                 |
| 27       | 2 times .....  | 141                  | 73            | 69            | 4                            | 12           | 1                 | 13           | 31                        | 19           | 15                          | 32                 | 21                  |
| 28       | 3 times .....  | 57                   | 34            | 23            | 2                            | 5            | 4                 | 31           | 22                        | 1            | 6                           | 5                  | 14                  |
| 29       | 4 times or more .....  | 114                  | 40            | 74            | —                            | 4            | 17                | 42           | 34                        | 12           | 8                           | 25                 | 26                  |
| 30       | With septic tank or cesspool .....                                     | 22 753               | 20 071        | 2 683         | 1 925                        | 3 913        | 298               | 999          | 1 204                     | 675          | 5 093                       | 2 095              | 2 620               |
| 31       | No breakdowns in last 3 months .....                                   | 22 377               | 19 756        | 2 621         | 1 909                        | 3 832        | 291               | 961          | 1 169                     | 661          | 5 050                       | 2 048              | 2 568               |
| 32       | With breakdowns in last 3 months .....                                 | 376                  | 314           | 62            | 16                           | 82           | 8                 | 38           | 34                        | 14           | 44                          | 47                 | 52                  |
| 33       | No breakdowns lasting 6 hours or more .....                            | 113                  | 100           | 13            | 5                            | 24           | 2                 | 8            | 5                         | 5            | 15                          | 7                  | 14                  |
| 34       | 1 time lasting 6 hours or more .....                                   | 213                  | 175           | 38            | 7                            | 46           | 3                 | 17           | 19                        | 4            | 20                          | 31                 | 30                  |
| 35       | 2 times .....  | 16                   | 16            | —             | 4                            | 4            | 3                 | —            | 7                         | —            | 3                           | 2                  | 2                   |
| 36       | 3 times .....  | 7                    | 4             | 3             | —                            | —            | —                 | 3            | —                         | —            | 2                           | 3                  | 2                   |
| 37       | 4 times or more .....  | 27                   | 20            | 8             | —                            | 7            | —                 | 10           | 3                         | 5            | 5                           | 4                  | 4                   |
|          | <b>Heating Problems</b>  |                      |               |               |                              |              |                   |              |                           |              |                             |                    |                     |
| 38       | With heating equipment and occupied last winter .....                  | 89 610               | 64 819        | 24 791        | 4 512                        | 5 989        | 1 801             | 3 988        | 10 983                    | 7 385        | 20 731                      | 4 773              | 11 796              |
| 39       | Not uncomfortably cold for 24 hours or more last winter .....          | 82 081               | 60 448        | 21 632        | 4 207                        | 5 344        | 1 131             | 3 266        | 9 561                     | 6 507        | 19 613                      | 4 123              | 10 254              |
| 40       | Uncomfortably cold for 24 hours or more last winter <sup>1</sup> ..... | 6 311                | 3 589         | 2 723         | 272                          | 550          | 653               | 654          | 1 244                     | 799          | 875                         | 510                | 1 318               |
| 41       | Equipment breakdowns .....   | 2 110                | 1 051         | 1 059         | 58                           | 141          | 519               | 155          | 528                       | 280          | 229                         | 201                | 476                 |
| 42       | No breakdowns lasting 6 hours or more .....                            | 125                  | 66            | 59            | 3                            | 8            | 4                 | 5            | 32                        | 18           | 22                          | —                  | 32                  |
| 43       | 1 time lasting 6 hours or more .....                                   | 1 132                | 666           | 465           | 32                           | 81           | 23                | 89           | 229                       | 113          | 120                         | 108                | 186                 |
| 44       | 2 times .....  | 339                  | 141           | 198           | 11                           | 24           | 2                 | 58           | 88                        | 30           | 39                          | 33                 | 85                  |
| 45       | 3 times .....  | 142                  | 53            | 89            | —                            | 3            | 142               | —            | 41                        | 31           | 18                          | 11                 | 42                  |
| 46       | 4 times or more .....  | 348                  | 115           | 233           | 11                           | 25           | 348               | —            | 125                       | 83           | 25                          | 48                 | 124                 |
| 47       | Number of times not reported .....                                     | 23                   | 10            | 14            | —                            | —            | 1                 | 3            | 13                        | 4            | 5                           | 1                  | 8                   |
| 48       | Other causes .....   | 4 370                | 2 581         | 1 788         | 216                          | 420          | 191               | 515          | 782                       | 545          | 660                         | 308                | 901                 |
| 49       | Utility interruption .....   | 1 471                | 1 216         | 255           | 122                          | 207          | 27                | 48           | 141                       | 67           | 272                         | 43                 | 151                 |
| 50       | Inadequate heating capacity .....                                      | 1 072                | 407           | 665           | 31                           | 65           | 84                | 216          | 273                       | 203          | 150                         | 112                | 318                 |
| 51       | Inadequate insulation .....  | 951                  | 418           | 533           | 27                           | 80           | 51                | 168          | 233                       | 155          | 113                         | 96                 | 237                 |
| 52       | Cost of heating .....  | 386                  | 212           | 174           | 18                           | 27           | 18                | 52           | 61                        | 103          | 59                          | 27                 | 100                 |
| 53       | Not reported .....   | 1 023                | 538           | 485           | 26                           | 87           | 65                | 137          | 194                       | 139          | 137                         | 76                 | 254                 |
| 54       | Reason for discomfort not reported .....                               | 58                   | 33            | 25            | —                            | 3            | 9                 | 5            | 20                        | 9            | 7                           | 1                  | 21                  |
| 55       | Discomfort not reported .....  | 12                   | 2             | 9             | —                            | —            | 1                 | 4            | 4                         | 1            | —                           | 4                  | 1                   |
| 56       | Discomfort not reported .....  | 1 218                | 782           | 436           | 33                           | 95           | 16                | 69           | 177                       | 79           | 244                         | 141                | 223                 |
|          | <b>Electric Fuses and Circuit Breakers</b>                             |                      |               |               |                              |              |                   |              |                           |              |                             |                    |                     |
| 57       | With electrical wiring .....   | 102 761              | 68 765        | 33 996        | 5 877                        | 6 781        | 2 018             | 4 823        | 12 936                    | 9 038        | 21 414                      | 17 440             | 14 231              |
| 58       | No fuses or breakers blown in last 3 months .....                      | 89 023               | 59 696        | 29 327        | 5 197                        | 5 891        | 1 597             | 3 945        | 11 098                    | 8 062        | 19 404                      | 15 005             | 12 360              |
| 59       | With fuses or breakers blown in last 3 months .....                    | 11 365               | 7 637         | 3 729         | 610                          | 735          | 374               | 744          | 1 486                     | 765          | 1 555                       | 1 968              | 1 395               |
| 60       | 1 time .....   | 5 615                | 3 957         | 1 658         | 271                          | 325          | 137               | 328          | 687                       | 367          | 985                         | 952                | 642                 |
| 61       | 2 times .....  | 2 659                | 1 807         | 852           | 128                          | 185          | 89                | 144          | 361                       | 160          | 317                         | 429                | 336                 |
| 62       | 3 times .....  | 1 126                | 744           | 382           | 59                           | 51           | 41                | 69           | 130                       | 93           | 118                         | 177                | 95                  |
| 63       | 4 times or more .....  | 1 900                | 1 083         | 817           | 141                          | 164          | 105               | 192          | 286                       | 142          | 117                         | 402                | 306                 |
| 64       | Number of times not reported .....                                     | 65                   | 46            | 19            | 11                           | 11           | 2                 | 10           | 23                        | 3            | 18                          | 8                  | 15                  |
| 65       | Problem not reported or don't know .....                               | 2 373                | 1 432         | 940           | 70                           | 155          | 48                | 134          | 352                       | 211          | 455                         | 467                | 477                 |

<sup>1</sup>Other causes and equipment breakdowns may not add to total as both may be reported.

| Total occupied units | In MSAs        |               | Outside MSAs  | Urban         |              | Rural         |               |               | Regions       |               |               |               |          |
|----------------------|----------------|---------------|---------------|---------------|--------------|---------------|---------------|---------------|---------------|---------------|---------------|---------------|----------|
|                      | Central cities | Suburbs       |               | Total         | Outside MSAs | Total         | Suburbs       | Outside MSAs  | Northeast     | Midwest       | South         | West          |          |
| <b>102 803</b>       | <b>31 131</b>  | <b>48 780</b> | <b>22 891</b> | <b>73 259</b> | <b>7 912</b> | <b>29 544</b> | <b>14 420</b> | <b>14 979</b> | <b>19 958</b> | <b>24 360</b> | <b>36 389</b> | <b>22 096</b> | <b>1</b> |
| 102 484              | 31 015         | 48 702        | 22 767        | 73 078        | 7 879        | 29 406        | 14 374        | 14 888        | 19 882        | 24 296        | 36 244        | 22 062        | 2        |
| 96 656               | 29 260         | 46 037        | 21 358        | 69 420        | 7 620        | 27 236        | 13 363        | 13 738        | 18 879        | 23 193        | 33 826        | 20 758        | 3        |
| 4 539                | 1 342          | 2 046         | 1 151         | 2 742         | 181          | 1 796         | 818           | 969           | 848           | 888           | 1 730         | 1 072         | 4        |
| 1 668                | 531            | 774           | 363           | 1 099         | 62           | 569           | 265           | 301           | 251           | 353           | 578           | 485           | 5        |
| 1 861                | 464            | 848           | 548           | 1 012         | 87           | 849           | 383           | 405           | 405           | 389           | 690           | 377           | 6        |
| 435                  | 147            | 186           | 101           | 275           | 18           | 159           | 73            | 84            | 87            | 80            | 169           | 98            | 7        |
| 217                  | 87             | 78            | 51            | 141           | 4            | 76            | 29            | 47            | 46            | 21            | 95            | 55            | 8        |
| 316                  | 95             | 143           | 78            | 182           | 7            | 134           | 63            | 71            | 54            | 37            | 175           | 50            | 9        |
| 42                   | 17             | 17            | 8             | 33            | 3            | 9             | 4             | 5             | 5             | 7             | 23            | 8             | 10       |
| 1 289                | 412            | 619           | 258           | 916           | 78           | 374           | 193           | 180           | 155           | 214           | 688           | 232           | 11       |
| 102 510              | 31 006         | 48 707        | 22 796        | 73 085        | 7 894        | 29 424        | 14 380        | 14 902        | 19 878        | 24 309        | 36 274        | 22 048        | 12       |
| 98 143               | 29 292         | 46 849        | 22 002        | 69 716        | 7 597        | 28 428        | 13 885        | 14 405        | 19 169        | 23 501        | 34 491        | 20 983        | 13       |
| 2 828                | 1 195          | 1 170         | 463           | 2 275         | 207          | 553           | 293           | 256           | 492           | 547           | 998           | 791           | 14       |
| 1 139                | 458            | 516           | 165           | 908           | 71           | 231           | 135           | 94            | 208           | 210           | 395           | 326           | 15       |
| 1 143                | 472            | 488           | 183           | 926           | 93           | 217           | 124           | 91            | 177           | 240           | 391           | 335           | 16       |
| 249                  | 119            | 76            | 54            | 200           | 16           | 49            | 11            | 38            | 36            | 38            | 96            | 78            | 17       |
| 98                   | 45             | 33            | 20            | 75            | 5            | 23            | 9             | 15            | 21            | 20            | 38            | 19            | 18       |
| 169                  | 93             | 43            | 33            | 142           | 18           | 26            | 11            | 15            | 41            | 33            | 68            | 27            | 19       |
| 30                   | 8              | 14            | 9             | 24            | 5            | 7             | 3             | 4             | 8             | 6             | 10            | 7             | 20       |
| 1 538                | 519            | 688           | 332           | 1 095         | 90           | 443           | 202           | 241           | 217           | 262           | 785           | 274           | 21       |
| 79 959               | 30 740         | 37 570        | 11 649        | 70 139        | 7 623        | 9 820         | 5 699         | 4 026         | 15 541        | 19 188        | 26 012        | 19 218        | 22       |
| 78 482               | 30 024         | 37 031        | 11 426        | 68 787        | 7 458        | 9 694         | 5 631         | 3 968         | 15 310        | 18 828        | 25 507        | 18 837        | 23       |
| 1 478                | 716            | 539           | 223           | 1 352         | 165          | 126           | 68            | 58            | 231           | 360           | 506           | 381           | 24       |
| 482                  | 206            | 193           | 83            | 438           | 61           | 44            | 21            | 22            | 69            | 121           | 172           | 121           | 25       |
| 683                  | 345            | 246           | 93            | 621           | 67           | 63            | 37            | 26            | 103           | 192           | 201           | 187           | 26       |
| 141                  | 72             | 47            | 22            | 134           | 17           | 8             | 2             | 5             | 18            | 17            | 61            | 45            | 27       |
| 57                   | 28             | 19            | 9             | 45            | 5            | 12            | 7             | 5             | 8             | 18            | 28            | 3             | 28       |
| 114                  | 64             | 33            | 16            | 114           | 16           | -             | -             | -             | 32            | 12            | 44            | 26            | 29       |
| 22 753               | 377            | 11 187        | 11 189        | 3 099         | 287          | 19 654        | 8 704         | 10 902        | 4 407         | 5 164         | 10 317        | 2 865         | 30       |
| 22 377               | 365            | 10 982        | 11 031        | 3 020         | 283          | 19 358        | 8 563         | 10 748        | 4 326         | 5 085         | 10 166        | 2 801         | 31       |
| 376                  | 12             | 206           | 158           | 80            | 4            | 296           | 142           | 154           | 81            | 79            | 152           | 65            | 32       |
| 113                  | 1              | 69            | 43            | 23            | -            | 89            | 47            | 43            | 26            | 31            | 42            | 14            | 33       |
| 213                  | 5              | 111           | 97            | 44            | 2            | 169           | 74            | 95            | 41            | 35            | 89            | 48            | 34       |
| 16                   | 2              | 10            | 4             | 2             | -            | 14            | 10            | 4             | -             | 8             | 9             | -             | 35       |
| 7                    | -              | 3             | 4             | 4             | 2            | 2             | -             | 2             | 3             | 4             | -             | -             | 36       |
| 27                   | 3              | 14            | 10            | 6             | -            | 21            | 12            | 10            | 11            | 2             | 12            | 2             | 37       |
| 89 610               | 26 013         | 43 051        | 20 546        | 62 662        | 6 734        | 26 948        | 13 013        | 13 812        | 18 167        | 21 538        | 31 475        | 18 430        | 38       |
| 82 081               | 23 343         | 39 762        | 18 975        | 57 303        | 6 271        | 24 778        | 11 959        | 12 703        | 16 672        | 19 768        | 29 003        | 16 638        | 39       |
| 6 311                | 2 282          | 2 702         | 1 328         | 4 509         | 396          | 1 803         | 864           | 931           | 1 340         | 1 550         | 1 862         | 1 559         | 40       |
| 2 110                | 982            | 841           | 286           | 1 736         | 114          | 374           | 198           | 173           | 568           | 522           | 530           | 490           | 41       |
| 125                  | 47             | 71            | 7             | 105           | 3            | 20            | 16            | 4             | 25            | 38            | 29            | 33            | 42       |
| 1 132                | 464            | 488           | 179           | 897           | 70           | 235           | 123           | 109           | 259           | 318           | 310           | 245           | 43       |
| 339                  | 172            | 105           | 63            | 283           | 31           | 56            | 24            | 32            | 105           | 76            | 57            | 101           | 44       |
| 142                  | 94             | 43            | 5             | 134           | 2            | 8             | 6             | 2             | 67            | 35            | 27            | 13            | 45       |
| 348                  | 191            | 124           | 32            | 297           | 7            | 51            | 26            | 25            | 105           | 49            | 102           | 91            | 46       |
| 23                   | 13             | 11            | -             | 19            | -            | 4             | 4             | -             | 7             | 6             | 4             | 7             | 47       |
| 4 370                | 1 401          | 1 909         | 1 060         | 2 917         | 293          | 1 453         | 681           | 767           | 819           | 1 054         | 1 381         | 1 117         | 48       |
| 1 471                | 223            | 778           | 470           | 703           | 70           | 768           | 366           | 400           | 169           | 410           | 647           | 245           | 49       |
| 1 072                | 501            | 351           | 221           | 844           | 88           | 228           | 96            | 133           | 229           | 223           | 327           | 292           | 50       |
| 951                  | 408            | 352           | 191           | 749           | 71           | 203           | 83            | 119           | 209           | 239           | 237           | 266           | 51       |
| 386                  | 150            | 151           | 85            | 274           | 26           | 112           | 53            | 59            | 67            | 51            | 61            | 207           | 52       |
| 1 023                | 376            | 430           | 217           | 754           | 76           | 268           | 125           | 141           | 241           | 240           | 251           | 291           | 53       |
| 58                   | 25             | 29            | 4             | 46            | -            | 12            | 8             | 4             | 18            | 14            | 9             | 17            | 54       |
| 12                   | 5              | 6             | -             | 12            | -            | -             | -             | -             | 7             | 4             | -             | -             | 55       |
| 1 218                | 388            | 587           | 244           | 850           | 66           | 368           | 190           | 178           | 155           | 220           | 610           | 233           | 56       |
| 102 761              | 31 126         | 48 768        | 22 866        | 73 254        | 7 912        | 29 507        | 14 408        | 14 954        | 19 956        | 24 343        | 36 374        | 22 088        | 57       |
| 89 023               | 26 780         | 42 268        | 19 975        | 63 287        | 6 882        | 25 736        | 12 512        | 13 093        | 17 314        | 20 703        | 31 648        | 19 358        | 58       |
| 11 365               | 3 552          | 5 412         | 2 402         | 8 277         | 894          | 3 088         | 1 573         | 1 508         | 2 272         | 3 236         | 3 579         | 2 279         | 59       |
| 5 615                | 1 668          | 2 712         | 1 235         | 4 050         | 480          | 1 566         | 806           | 755           | 1 090         | 1 644         | 1 795         | 1 086         | 60       |
| 2 659                | 875            | 1 253         | 530           | 1 961         | 182          | 698           | 347           | 349           | 537           | 730           | 810           | 582           | 61       |
| 1 126                | 389            | 536           | 200           | 846           | 71           | 280           | 150           | 130           | 264           | 328           | 323           | 211           | 62       |
| 1 900                | 600            | 893           | 408           | 1 378         | 148          | 522           | 263           | 259           | 373           | 523           | 612           | 391           | 63       |
| 65                   | 19             | 17            | 29            | 42            | 13           | 23            | 7             | 16            | 8             | 10            | 39            | 8             | 64       |
| 2 373                | 795            | 1 088         | 490           | 1 690         | 136          | 682           | 324           | 353           | 370           | 405           | 1 147         | 451           | 65       |

**Table 2-7. Additional Indicators of Housing Quality—Occupied Units**

[Numbers in thousands. Consistent with the 1990 Census. ... means not applicable or sample too small. — means zero or rounds to zero]

| Characteristics   | Total occupied units | Tenure        |               | Housing unit characteristics |              |                   |              | Household characteristics |              |                             |                    |                     |
|---|----------------------|---------------|---------------|------------------------------|--------------|-------------------|--------------|---------------------------|--------------|-----------------------------|--------------------|---------------------|
|   |                      | Owner         | Renter        | New construction 4 years     | Mobile homes | Physical problems |              | Black                     | Hispanic     | Elderly (65 years and over) | Moved in past year | Below poverty level |
|   |                      |               |               |                              |              | Severe            | Moderate     |                           |              |                             |                    |                     |
| <b>1 Total</b>  | <b>102 803</b>       | <b>68 796</b> | <b>34 007</b> | <b>5 881</b>                 | <b>6 785</b> | <b>2 052</b>      | <b>4 826</b> | <b>12 936</b>             | <b>9 041</b> | <b>21 423</b>               | <b>17 447</b>      | <b>14 264</b>       |
| <b>Selected Amenities<sup>1</sup></b>                     |                      |               |               |                              |              |                   |              |                           |              |                             |                    |                     |
| 2 Porch, deck, balcony, or patio                          | 83 498               | 61 556        | 21 942        | 4 998                        | 5 601        | 1 307             | 3 523        | 9 231                     | 6 353        | 17 711                      | 12 693             | 10 015              |
| 3 Telephone available                                     | 98 449               | 66 658        | 31 791        | 5 444                        | 6 417        | 1 858             | 4 487        | 12 084                    | 8 470        | 20 741                      | 16 241             | 13 160              |
| 4 Usable fireplace  | 33 269               | 29 243        | 4 026         | 2 812                        | 795          | 307               | 624          | 2 335                     | 1 635        | 6 368                       | 4 194              | 2 063               |
| 5 Separate dining room                                    | 45 844               | 36 968        | 8 875         | 2 801                        | 1 536        | 665               | 1 585        | 5 258                     | 3 147        | 9 336                       | 5 833              | 4 513               |
| 6 With 2 or more living rooms or recreation rooms, etc.   | 30 360               | 28 203        | 2 157         | 2 165                        | 738          | 220               | 650          | 2 453                     | 1 351        | 6 275                       | 2 916              | 1 880               |
| 7 Garage or carport included with home                    | 60 553               | 49 941        | 10 612        | 3 747                        | 1 624        | 721               | 1 615        | 4 612                     | 4 430        | 13 807                      | 7 636              | 5 304               |
| 8 Not included  | 42 139               | 18 759        | 23 380        | 2 129                        | 5 153        | 1 332             | 3 209        | 8 319                     | 4 610        | 7 572                       | 9 807              | 8 948               |
| 9 Off-street parking included                             | 34 662               | 16 351        | 18 311        | 2 046                        | 4 767        | 873               | 2 473        | 6 325                     | 3 398        | 6 050                       | 8 390              | 6 954               |
| 10 Off-street parking not reported                        | 23                   | 2             | 21            | —                            | —            | —                 | 1            | 15                        | 3            | 13                          | 3                  | 9                   |
| 11 Garage or carport not reported                         | 110                  | 95            | 15            | 5                            | 8            | —                 | 1            | 6                         | 1            | 44                          | 4                  | 12                  |
| <b>Cars and Trucks Available<sup>1</sup></b>              |                      |               |               |                              |              |                   |              |                           |              |                             |                    |                     |
| 12 No cars, trucks, or vans                               | 9 542                | 2 674         | 6 867         | 166                          | 508          | 605               | 991          | 2 923                     | 1 369        | 3 656                       | 1 908              | 3 902               |
| 13 Other households without cars                          | 10 493               | 7 328         | 3 165         | 721                          | 1 088        | 190               | 575          | 704                       | 1 160        | 1 366                       | 1 975              | 1 321               |
| 14 1 car with or without trucks or vans                   | 51 140               | 33 510        | 17 630        | 2 932                        | 3 707        | 930               | 2 335        | 6 262                     | 4 204        | 12 147                      | 9 229              | 7 036               |
| 15 2 cars   | 24 628               | 19 225        | 5 403         | 1 663                        | 1 260        | 261               | 756          | 2 414                     | 1 857        | 3 650                       | 3 677              | 1 657               |
| 16 3 or more cars   | 7 000                | 6 057         | 943           | 400                          | 222          | 67                | 169          | 634                       | 451          | 604                         | 658                | 348                 |
| 17 With cars, no trucks or vans                           | 49 346               | 30 843        | 18 503        | 2 751                        | 2 570        | 841               | 2 052        | 6 802                     | 3 984        | 11 717                      | 9 509              | 6 643               |
| 18 1 truck or van with or without cars                    | 32 168               | 25 365        | 6 803         | 2 188                        | 2 720        | 436               | 1 262        | 2 507                     | 2 642        | 4 733                       | 4 736              | 2 769               |
| 19 2 or more trucks or vans                               | 11 747               | 9 913         | 1 834         | 775                          | 986          | 169               | 521          | 704                       | 1 047        | 1 317                       | 1 295              | 950                 |
| <b>Owner or Manager on Property</b>                       |                      |               |               |                              |              |                   |              |                           |              |                             |                    |                     |
| 20 Rental, multiunit <sup>2</sup>                         | 21 347               | ...           | 21 347        | 690                          | ...          | 852               | 1 755        | 4 544                     | 3 300        | 3 039                       | 7 534              | 5 071               |
| 21 Owner or manager lives on property                     | 7 917                | ...           | 7 917         | 336                          | ...          | 278               | 572          | 1 409                     | 1 333        | 1 159                       | 2 776              | 1 712               |
| 22 Neither owner nor manager lives on property            | 13 430               | ...           | 13 430        | 354                          | ...          | 574               | 1 184        | 3 134                     | 1 967        | 1 880                       | 4 759              | 3 358               |
| <b>Selected Deficiencies<sup>1</sup></b>                  |                      |               |               |                              |              |                   |              |                           |              |                             |                    |                     |
| 23 Signs of rats in last 3 months                         | 892                  | 415           | 477           | 7                            | 69           | 98                | 210          | 240                       | 220          | 105                         | 134                | 250                 |
| 24 Signs of mice in last 3 months                         | 7 100                | 4 312         | 2 788         | 338                          | 767          | 298               | 775          | 1 394                     | 850          | 1 001                       | 1 031              | 1 462               |
| 25 Signs of rodents, not sure which kind in last 3 months | 420                  | 209           | 211           | 13                           | 23           | 22                | 63           | 99                        | 77           | 67                          | 86                 | 87                  |
| 26 Holes in floors  | 1 183                | 489           | 693           | 49                           | 180          | 155               | 468          | 303                       | 179          | 154                         | 267                | 411                 |
| 27 Open cracks or holes (interior)                        | 5 675                | 2 778         | 2 896         | 181                          | 387          | 380               | 1 550        | 1 174                     | 716          | 617                         | 1 051              | 1 293               |
| 28 Broken plaster or peeling paint (interior)             | 2 834                | 1 268         | 1 566         | 32                           | 116          | 237               | 1 028        | 625                       | 431          | 369                         | 452                | 649                 |
| 29 No electrical wiring                                   | 42                   | 40            | 11            | 4                            | 4            | 35                | 3            | —                         | 3            | 9                           | 7                  | 33                  |
| 30 Exposed wiring   | 623                  | 343           | 281           | 49                           | 47           | 49                | 79           | 92                        | 47           | 110                         | 164                | 127                 |
| 31 Rooms without electric outlets                         | 1 677                | 870           | 808           | 87                           | 97           | 83                | 204          | 285                       | 197          | 280                         | 390                | 333                 |
| <b>Water Leakage During Last 12 Months</b>                |                      |               |               |                              |              |                   |              |                           |              |                             |                    |                     |
| 32 No leakage from inside structure                       | 91 728               | 62 490        | 29 238        | 5 510                        | 5 961        | 1 625             | 3 459        | 11 087                    | 7 943        | 19 995                      | 15 426             | 12 421              |
| 33 With leakage from inside structure <sup>1</sup>        | 9 669                | 5 400         | 4 269         | 337                          | 719          | 403               | 1 292        | 1 617                     | 1 013        | 1 143                       | 1 814              | 1 568               |
| 34 Fixtures backed up or overflowed                       | 3 229                | 1 866         | 1 362         | 119                          | 221          | 153               | 461          | 593                       | 349          | 318                         | 612                | 578                 |
| 35 Pipes leaked   | 4 402                | 2 144         | 2 257         | 136                          | 385          | 246               | 692          | 787                       | 517          | 525                         | 892                | 803                 |
| 36 Broken water heater                                    | 876                  | 597           | 278           | 4                            | 104          | 30                | 95           | 120                       | 55           | 118                         | 77                 | 122                 |
| 37 Other or unknown (includes not reported)               | 1 987                | 1 190         | 797           | 87                           | 76           | 82                | 241          | 281                       | 205          | 276                         | 361                | 255                 |
| 38 Interior leakage not reported                          | 1 405                | 905           | 500           | 34                           | 104          | 24                | 74           | 232                       | 86           | 284                         | 208                | 275                 |
| 39 No leakage from outside structure                      | 88 934               | 58 905        | 30 028        | 5 384                        | 5 865        | 1 630             | 3 301        | 11 015                    | 8 078        | 19 104                      | 15 728             | 12 443              |
| 40 With leakage from outside structure <sup>1</sup>       | 12 477               | 9 006         | 3 471         | 465                          | 832          | 403               | 1 446        | 1 681                     | 876          | 2 049                       | 1 510              | 1 548               |
| 41 Roof   | 6 168                | 4 378         | 1 790         | 189                          | 589          | 205               | 900          | 1 001                     | 494          | 1 072                       | 699                | 945                 |
| 42 Basement   | 3 934                | 3 332         | 602           | 87                           | 6            | 76                | 235          | 361                       | 91           | 610                         | 356                | 295                 |
| 43 Walls, closed windows, or doors                        | 2 546                | 1 516         | 1 030         | 194                          | 293          | 146               | 375          | 342                       | 272          | 325                         | 392                | 393                 |
| 44 Other or unknown (includes not reported)               | 1 330                | 886           | 444           | 62                           | 60           | 71                | 178          | 198                       | 132          | 209                         | 221                | 151                 |
| 45 Exterior leakage not reported                          | 1 392                | 884           | 507           | 33                           | 89           | 20                | 79           | 240                       | 87           | 270                         | 210                | 273                 |
| <b>Overall Opinion of Structure</b>                       |                      |               |               |                              |              |                   |              |                           |              |                             |                    |                     |
| 46 1 (worst)  | 561                  | 168           | 392           | 24                           | 58           | 88                | 131          | 192                       | 107          | 112                         | 155                | 222                 |
| 47 2  | 363                  | 121           | 241           | 9                            | 55           | 24                | 75           | 98                        | 52           | 54                          | 89                 | 107                 |
| 48 3  | 737                  | 228           | 509           | 14                           | 113          | 67                | 152          | 157                       | 80           | 79                          | 215                | 225                 |
| 49 4  | 1 302                | 395           | 907           | 35                           | 155          | 88                | 198          | 230                       | 149          | 126                         | 374                | 311                 |
| 50 5  | 6 376                | 2 743         | 3 633         | 128                          | 635          | 275               | 685          | 1 077                     | 802          | 954                         | 1 390              | 1 424               |
| 51 6  | 5 564                | 2 746         | 2 817         | 132                          | 399          | 115               | 407          | 895                       | 514          | 768                         | 1 219              | 875                 |
| 52 7  | 13 902               | 8 044         | 5 858         | 451                          | 852          | 341               | 703          | 1 797                     | 1 152        | 1 728                       | 2 748              | 1 769               |
| 53 8  | 28 184               | 19 376        | 8 807         | 1 448                        | 1 669        | 465               | 999          | 3 202                     | 2 352        | 5 036                       | 4 594              | 3 065               |
| 54 9  | 14 516               | 10 978        | 3 539         | 1 065                        | 746          | 154               | 415          | 1 470                     | 1 201        | 3 084                       | 2 170              | 1 557               |
| 55 10 (best)  | 27 147               | 21 207        | 5 940         | 2 372                        | 1 805        | 364               | 886          | 3 178                     | 2 323        | 8 727                       | 3 776              | 3 918               |
| 56 Not reported   | 4 151                | 2 787         | 1 364         | 203                          | 299          | 71                | ...          | 638                       | 308          | 755                         | 717                | 791                 |
| <b>Selected Physical Problems</b>                         |                      |               |               |                              |              |                   |              |                           |              |                             |                    |                     |
| 57 Severe physical problems <sup>1</sup>                  | 2 052                | 869           | 1 184         | 52                           | 95           | 2 052             | ...          | 446                       | 344          | 432                         | 366                | 611                 |
| 58 Plumbing   | 1 436                | 660           | 776           | 41                           | 65           | 1 436             | ...          | 246                       | 201          | 378                         | 272                | 391                 |
| 59 Heating  | 490                  | 167           | 323           | 11                           | 28           | 490               | ...          | 166                       | 114          | 43                          | 60                 | 166                 |
| 60 Electric   | 104                  | 57            | 48            | 4                            | 6            | 104               | ...          | 15                        | 11           | 16                          | 23                 | 46                  |
| 61 Upkeep   | 90                   | 19            | 71            | —                            | 2            | 90                | ...          | 47                        | 25           | 6                           | 20                 | 56                  |
| 62 Hallways   | 7                    | —             | 7             | —                            | —            | —                 | ...          | 1                         | —            | —                           | 3                  | —                   |
| 63 Moderate physical problems <sup>1</sup>                | 4 826                | 2 056         | 2 769         | 125                          | 357          | ...               | 4 826        | 1 241                     | 724          | 822                         | 1 034              | 1 317               |
| 64 Plumbing   | 219                  | 85            | 134           | 13                           | 15           | ...               | 219          | 63                        | 19           | 18                          | 74                 | 72                  |
| 65 Heating  | 1 728                | 1 036         | 692           | 14                           | 172          | ...               | 1 728        | 560                       | 340          | 444                         | 218                | 545                 |
| 66 Upkeep   | 1 478                | 649           | 829           | 36                           | 118          | ...               | 1 478        | 348                       | 173          | 152                         | 215                | 400                 |
| 67 Hallways   | 125                  | 3             | 121           | 3                            | —            | ...               | 125          | 40                        | 33           | 13                          | 52                 | 25                  |
| 68 Kitchen  | 1 512                | 336           | 1 176         | 59                           | 52           | ...               | 1 512        | 326                       | 199          | 218                         | 539                | 389                 |

<sup>1</sup>Figures may not add to total because more than one category may apply to a unit.

<sup>2</sup>Two or more units of any tenure in structure.

| Total occupied units | In MSAs        |               | Outside MSAs  | Urban         |              | Rural         |               |               | Regions       |               |               |               |          |
|----------------------|----------------|---------------|---------------|---------------|--------------|---------------|---------------|---------------|---------------|---------------|---------------|---------------|----------|
|                      | Central cities | Suburbs       |               | Total         | Outside MSAs | Total         | Suburbs       | Outside MSAs  | Northeast     | Midwest       | South         | West          |          |
| <b>102 803</b>       | <b>31 131</b>  | <b>48 780</b> | <b>22 891</b> | <b>73 259</b> | <b>7 912</b> | <b>29 544</b> | <b>14 420</b> | <b>14 979</b> | <b>19 958</b> | <b>24 360</b> | <b>36 389</b> | <b>22 096</b> | <b>1</b> |
| 83 498               | 22 416         | 41 788        | 19 295        | 57 493        | 6 370        | 26 005        | 12 947        | 12 925        | 13 724        | 19 820        | 31 539        | 18 415        | 2        |
| 98 449               | 29 570         | 46 888        | 21 990        | 70 018        | 7 591        | 28 431        | 13 889        | 14 400        | 23 494        | 34 703        | 21 081        | 3             |          |
| 33 269               | 7 783          | 19 627        | 5 859         | 22 863        | 1 726        | 10 406        | 6 201         | 4 133         | 5 036         | 6 909         | 11 652        | 9 672         | 4        |
| 45 844               | 13 427         | 23 435        | 8 981         | 32 890        | 3 024        | 12 953        | 6 930         | 5 957         | 10 388        | 11 163        | 15 684        | 8 608         | 5        |
|                      |                |               |               |               |              |               |               |               |               |               |               |               | 6        |
| 30 360               | 6 546          | 17 625        | 6 190         | 20 667        | 2 055        | 9 693         | 5 489         | 4 135         | 5 739         | 7 866         | 10 012        | 6 743         |          |
| 60 553               | 15 659         | 32 411        | 12 484        | 42 875        | 4 372        | 17 678        | 9 460         | 8 112         | 9 262         | 16 643        | 18 148        | 16 501        | 7        |
| 42 139               | 15 441         | 16 316        | 10 382        | 30 312        | 3 537        | 11 827        | 4 945         | 6 844         | 7 705         | 7 705         | 18 189        | 5 578         | 8        |
| 34 662               | 10 385         | 14 805        | 9 473         | 23 648        | 3 133        | 11 014        | 4 637         | 6 339         | 6 975         | 6 436         | 16 611        | 4 640         | 9        |
| 23                   | 19             | 2             | 2             | 23            | 2            | -             | -             | -             | 15            | 5             | 2             | 1             | 10       |
| 110                  | 31             | 54            | 25            | 71            | 2            | 39            | 15            | 23            | 30            | 12            | 52            | 16            | 11       |
|                      |                |               |               |               |              |               |               |               |               |               |               |               |          |
| 9 542                | 5 399          | 2 559         | 1 584         | 8 267         | 777          | 1 275         | 468           | 807           | 3 385         | 1 780         | 2 899         | 1 477         | 12       |
| 10 493               | 2 631          | 4 795         | 3 067         | 6 513         | 885          | 3 980         | 1 783         | 2 182         | 1 331         | 2 605         | 4 079         | 2 477         | 13       |
| 51 140               | 15 183         | 23 914        | 12 042        | 36 136        | 4 270        | 15 004        | 7 152         | 7 772         | 8 845         | 12 451        | 18 727        | 11 118        | 14       |
| 24 628               | 6 380          | 13 444        | 4 804         | 17 526        | 1 552        | 7 102         | 3 810         | 3 251         | 4 924         | 5 826         | 8 537         | 5 341         | 15       |
| 7 000                | 1 538          | 4 068         | 1 394         | 4 817         | 427          | 2 184         | 1 207         | 967           | 1 473         | 1 698         | 2 146         | 1 683         | 16       |
| 49 346               | 16 385         | 24 359        | 8 601         | 38 775        | 3 679        | 10 571        | 5 589         | 4 922         | 10 550        | 11 409        | 16 819        | 10 569        | 17       |
| 32 168               | 7 156          | 16 170        | 8 842         | 19 904        | 2 570        | 12 264        | 5 931         | 6 272         | 4 559         | 8 098         | 12 162        | 7 349         | 18       |
| 11 747               | 2 191          | 5 692         | 3 864         | 6 313         | 886          | 5 434         | 2 433         | 2 978         | 1 464         | 3 073         | 4 508         | 2 701         | 19       |
|                      |                |               |               |               |              |               |               |               |               |               |               |               |          |
| 21 347               | 11 364         | 7 681         | 2 303         | 19 906        | 1 675        | 1 441         | 791           | 627           | 5 708         | 4 390         | 6 060         | 5 189         | 20       |
| 7 917                | 4 099          | 3 212         | 606           | 7 415         | 447          | 502           | 333           | 159           | 1 584         | 1 415         | 2 260         | 2 658         | 21       |
| 13 430               | 7 264          | 4 469         | 1 697         | 12 491        | 1 228        | 939           | 458           | 468           | 4 124         | 2 975         | 3 799         | 2 531         | 22       |
|                      |                |               |               |               |              |               |               |               |               |               |               |               |          |
| 892                  | 452            | 318           | 122           | 718           | 37           | 175           | 90            | 85            | 127           | 62            | 442           | 262           | 23       |
| 7 100                | 2 411          | 2 553         | 2 136         | 4 215         | 450          | 2 885         | 1 182         | 1 686         | 1 804         | 1 734         | 2 187         | 1 376         | 24       |
|                      |                |               |               |               |              |               |               |               |               |               |               |               | 25       |
| 420                  | 166            | 173           | 81            | 307           | 22           | 113           | 53            | 59            | 88            | 55            | 189           | 88            |          |
| 1 183                | 518            | 381           | 283           | 869           | 105          | 313           | 134           | 179           | 232           | 205           | 508           | 238           | 26       |
| 5 675                | 2 405          | 2 051         | 1 218         | 4 393         | 505          | 1 282         | 560           | 713           | 1 146         | 1 321         | 1 915         | 1 293         | 27       |
| 2 834                | 1 274          | 1 000         | 561           | 2 268         | 226          | 566           | 231           | 335           | 682           | 679           | 873           | 601           | 28       |
| 42                   | 5              | 12            | 25            | 5             | 5            | 37            | 12            | 25            | 17            | 15            | 8             | 29            |          |
| 623                  | 203            | 278           | 143           | 433           | 36           | 191           | 85            | 106           | 96            | 116           | 270           | 141           | 30       |
| 1 677                | 568            | 704           | 406           | 1 206         | 127          | 471           | 192           | 280           | 323           | 360           | 597           | 397           | 31       |
|                      |                |               |               |               |              |               |               |               |               |               |               |               |          |
| 91 728               | 27 164         | 43 801        | 20 763        | 64 847        | 7 094        | 26 881        | 13 084        | 13 669        | 17 807        | 22 053        | 32 233        | 19 636        | 32       |
| 9 669                | 3 528          | 4 305         | 1 836         | 7 423         | 740          | 2 246         | 1 134         | 1 096         | 1 972         | 2 079         | 3 400         | 2 219         | 33       |
| 3 229                | 1 143          | 1 519         | 567           | 2 581         | 278          | 648           | 356           | 290           | 584           | 691           | 1 088         | 866           | 34       |
| 4 402                | 1 686          | 1 762         | 953           | 3 336         | 370          | 1 066         | 476           | 583           | 985           | 881           | 1 493         | 1 043         | 35       |
| 876                  | 265            | 383           | 228           | 600           | 76           | 276           | 124           | 152           | 140           | 208           | 331           | 197           | 36       |
| 1 987                | 773            | 933           | 282           | 1 567         | 113          | 420           | 244           | 168           | 419           | 453           | 759           | 356           | 37       |
| 1 405                | 439            | 675           | 292           | 989           | 77           | 417           | 202           | 215           | 180           | 228           | 757           | 241           | 38       |
|                      |                |               |               |               |              |               |               |               |               |               |               |               |          |
| 88 934               | 26 856         | 42 374        | 19 704        | 63 561        | 6 870        | 25 373        | 12 414        | 12 833        | 16 678        | 20 228        | 32 224        | 19 804        | 39       |
| 12 477               | 3 822          | 5 731         | 2 923         | 8 696         | 967          | 3 781         | 1 805         | 1 957         | 3 106         | 3 911         | 3 405         | 2 055         | 40       |
| 6 168                | 1 994          | 2 621         | 1 553         | 4 191         | 477          | 1 977         | 889           | 1 077         | 1 286         | 1 572         | 2 127         | 1 184         | 41       |
| 3 934                | 1 035          | 1 888         | 1 011         | 2 726         | 360          | 1 208         | 558           | 650           | 1 374         | 1 876         | 405           | 279           | 42       |
| 2 546                | 836            | 1 180         | 529           | 1 883         | 181          | 663           | 315           | 348           | 547           | 732           | 731           | 536           | 43       |
| 1 330                | 483            | 636           | 212           | 972           | 52           | 358           | 192           | 160           | 308           | 276           | 461           | 285           | 44       |
| 1 392                | 453            | 675           | 264           | 1 002         | 74           | 390           | 200           | 189           | 175           | 221           | 759           | 237           | 45       |
|                      |                |               |               |               |              |               |               |               |               |               |               |               |          |
| 561                  | 280            | 191           | 90            | 466           | 40           | 94            | 44            | 50            | 97            | 117           | 221           | 126           | 46       |
| 363                  | 135            | 146           | 82            | 250           | 24           | 113           | 55            | 58            | 56            | 75            | 148           | 84            | 47       |
| 737                  | 270            | 295           | 172           | 568           | 82           | 169           | 79            | 90            | 142           | 186           | 242           | 167           | 48       |
| 1 302                | 570            | 445           | 287           | 1 046         | 129          | 256           | 97            | 159           | 244           | 262           | 434           | 361           | 49       |
| 6 376                | 2 403          | 2 446         | 1 527         | 4 815         | 619          | 1 561         | 646           | 909           | 1 249         | 1 390         | 2 227         | 1 510         | 50       |
| 5 564                | 2 086          | 2 346         | 1 132         | 4 335         | 508          | 1 228         | 593           | 624           | 1 075         | 1 246         | 1 870         | 1 373         | 51       |
| 13 902               | 4 835          | 6 324         | 2 744         | 10 627        | 1 121        | 3 275         | 1 640         | 1 623         | 2 648         | 3 510         | 4 524         | 3 219         | 52       |
| 28 184               | 8 602          | 13 553        | 6 028         | 20 336        | 2 099        | 7 848         | 3 874         | 3 929         | 5 508         | 6 799         | 9 737         | 6 140         | 53       |
| 14 516               | 3 996          | 7 529         | 2 992         | 10 215        | 970          | 4 301         | 2 257         | 2 022         | 2 774         | 3 488         | 4 965         | 3 290         | 54       |
| 27 147               | 6 619          | 13 506        | 7 022         | 17 604        | 2 099        | 9 543         | 4 577         | 4 923         | 5 376         | 6 539         | 10 119        | 5 113         | 55       |
| 4 151                | 1 338          | 2 000         | 813           | 2 996         | 220          | 1 156         | 558           | 593           | 789           | 747           | 1 902         | 713           | 56       |
|                      |                |               |               |               |              |               |               |               |               |               |               |               |          |
| 2 052                | 963            | 685           | 404           | 1 607         | 138          | 445           | 176           | 266           | 588           | 405           | 598           | 461           | 57       |
| 1 436                | 604            | 496           | 336           | 1 075         | 118          | 360           | 140           | 218           | 367           | 293           | 443           | 332           | 58       |
| 490                  | 286            | 167           | 37            | 431           | 10           | 59            | 31            | 28            | 172           | 84            | 129           | 105           | 59       |
| 104                  | 39             | 27            | 39            | 54            | 3            | 51            | 15            | 36            | 24            | 32            | 23            | 25            | 60       |
| 90                   | 61             | 13            | 16            | 78            | 10           | 12            | 6             | 7             | 30            | 12            | 43            | 5             | 61       |
| 7                    | 4              | -             | 3             | 7             | 3            | -             | -             | -             | 5             | 1             | -             | -             | 62       |
|                      |                |               |               |               |              |               |               |               |               |               |               |               |          |
| 4 826                | 1 967          | 1 462         | 1 397         | 3 565         | 560          | 1 260         | 423           | 837           | 693           | 713           | 2 544         | 875           | 63       |
| 219                  | 103            | 68            | 48            | 172           | 21           | 47            | 20            | 27            | 41            | 43            | 98            | 37            | 64       |
| 1 728                | 526            | 371           | 832           | 988           | 298          | 740           | 206           | 534           | 28            | 47            | 1 589         | 65            | 65       |
| 1 478                | 675            | 456           | 347           | 1 166         | 148          | 312           | 114           | 198           | 308           | 319           | 517           | 334           | 66       |
| 125                  | 79             | 33            | 13            | 122           | 13           | 2             | 2             | -             | 38            | 17            | 45            | 25            | 67       |
| 1 512                | 733            | 573           | 207           | 1 324         | 112          | 189           | 94            | 95            | 324           | 314           | 435           | 439           | 68       |



**Table 2-8. Neighborhood—Occupied Units**

[Numbers in thousands. Consistent with the 1990 Census. ... means not applicable or sample too small. — means zero or rounds to zero]

| Characteristics  | Total occupied units | Tenure        |               | Housing unit characteristics |              |                   |              | Household characteristics |              |                             |                    |                     |
|--|----------------------|---------------|---------------|------------------------------|--------------|-------------------|--------------|---------------------------|--------------|-----------------------------|--------------------|---------------------|
|  |                      | Owner         | Renter        | New construction 4 years     | Mobile homes | Physical problems |              | Black                     | Hispanic     | Elderly (65 years and over) | Moved in past year | Below poverty level |
|  |                      |               |               |                              |              | Severe            | Moderate     |                           |              |                             |                    |                     |
| <b>1 Total</b> .....                                       | <b>102 803</b>       | <b>68 796</b> | <b>34 007</b> | <b>5 881</b>                 | <b>6 785</b> | <b>2 052</b>      | <b>4 826</b> | <b>12 936</b>             | <b>9 041</b> | <b>21 423</b>               | <b>17 447</b>      | <b>14 264</b>       |
| <b>Overall Opinion of Neighborhood</b>                     |                      |               |               |                              |              |                   |              |                           |              |                             |                    |                     |
| 2 1 (worst) .....  | 885                  | 354           | 531           | 23                           | 78           | 63                | 134          | 284                       | 160          | 155                         | 221                | 324                 |
| 3 2 .....  | 657                  | 248           | 409           | 12                           | 53           | 35                | 70           | 136                       | 92           | 69                          | 164                | 176                 |
| 4 3 .....  | 1 151                | 459           | 692           | 33                           | 99           | 64                | 117          | 253                       | 135          | 110                         | 256                | 324                 |
| 5 4 .....  | 1 621                | 650           | 971           | 66                           | 148          | 62                | 148          | 350                       | 185          | 189                         | 432                | 376                 |
| 6 5 .....  | 7 051                | 3 617         | 3 434         | 196                          | 546          | 214               | 549          | 1 264                     | 819          | 1 119                       | 1 436              | 1 343               |
| 7 6 .....  | 5 974                | 3 172         | 2 802         | 208                          | 359          | 139               | 372          | 923                       | 584          | 813                         | 1 301              | 901                 |
| 8 7 .....  | 13 313               | 8 266         | 5 047         | 543                          | 677          | 323               | 615          | 1 832                     | 1 253        | 1 848                       | 2 526              | 1 702               |
| 9 8 .....  | 26 599               | 18 421        | 8 179         | 1 466                        | 1 472        | 458               | 995          | 2 990                     | 2 106        | 5 199                       | 4 257              | 2 870               |
| 10 9 .....   | 15 707               | 11 655        | 4 052         | 1 146                        | 882          | 211               | 506          | 1 561                     | 1 271        | 3 313                       | 2 395              | 1 675               |
| 11 10 (best) .....   | 25 215               | 18 838        | 6 377         | 1 953                        | 2 105        | 404               | 1 112        | 2 651                     | 2 077        | 7 680                       | 3 687              | 3 693               |
| 12 No neighborhood .....                                   | 374                  | 274           | 100           | 22                           | 56           | 2                 | 24           | 44                        | 37           | 132                         | 31                 | 60                  |
| 13 Not reported .....                                      | 4 255                | 2 841         | 1 414         | 213                          | 312          | 76                | 184          | 648                       | 322          | 796                         | 744                | 819                 |
| <b>Street Noise or Traffic</b>                             |                      |               |               |                              |              |                   |              |                           |              |                             |                    |                     |
| 14 Street noise or traffic present .....                   | 28 991               | 16 561        | 12 430        | 990                          | 1 588        | 819               | 2 006        | 4 480                     | 2 566        | 5 852                       | 5 062              | 4 783               |
| 15 Condition not bothersome .....                          | 17 311               | 9 907         | 7 404         | 627                          | 948          | 441               | 1 079        | 2 625                     | 1 362        | 4 050                       | 3 019              | 2 807               |
| 16 Condition bothersome .....                              | 11 624               | 6 632         | 4 992         | 359                          | 639          | 377               | 924          | 1 842                     | 1 204        | 1 792                       | 2 018              | 1 960               |
| 17 So bothered they want to move .....                     | 4 486                | 2 150         | 2 336         | 126                          | 222          | 198               | 464          | 908                       | 527          | 448                         | 772                | 915                 |
| 18 Not reported .....                                      | 28                   | 14            | 14            | —                            | —            | —                 | 5            | 1                         | 1            | 8                           | 7                  | 7                   |
| 19 Bothersome not reported .....                           | 56                   | 22            | 34            | 5                            | —            | —                 | 1            | 2                         | 13           | —                           | 10                 | 24                  |
| 20 Not reported .....                                      | 1 482                | 962           | 520           | 50                           | 94           | 27                | 85           | 242                       | 89           | 299                         | 189                | 270                 |
| <b>Neighborhood Crime</b>                                  |                      |               |               |                              |              |                   |              |                           |              |                             |                    |                     |
| 21 Neighborhood crime present .....                        | 14 429               | 7 566         | 6 863         | 468                          | 758          | 483               | 1 158        | 3 098                     | 1 685        | 2 136                       | 2 453              | 2 619               |
| 22 Condition not bothersome .....                          | 6 011                | 3 123         | 2 888         | 226                          | 336          | 147               | 402          | 1 282                     | 588          | 1 035                       | 1 008              | 991                 |
| 23 Condition bothersome .....                              | 8 384                | 4 435         | 3 949         | 242                          | 421          | 334               | 754          | 1 804                     | 1 098        | 1 095                       | 1 430              | 1 614               |
| 24 So bothered they want to move .....                     | 3 653                | 1 483         | 2 170         | 86                           | 187          | 200               | 446          | 973                       | 608          | 314                         | 675                | 925                 |
| 25 Not reported .....                                      | 32                   | 21            | 11            | —                            | —            | —                 | —            | 6                         | 1            | 7                           | 7                  | 6                   |
| 26 Bothersome not reported .....                           | 34                   | 8             | 26            | —                            | —            | —                 | 2            | 12                        | —            | 6                           | 14                 | 15                  |
| 27 Not reported .....                                      | 2 087                | 1 156         | 931           | 72                           | 115          | 54                | 130          | 360                       | 147          | 388                         | 475                | 382                 |
| <b>Odors</b>   |                      |               |               |                              |              |                   |              |                           |              |                             |                    |                     |
| 28 Odors present .....                                     | 6 343                | 3 649         | 2 695         | 260                          | 460          | 231               | 608          | 1 108                     | 733          | 1 051                       | 988                | 1 234               |
| 29 Condition not bothersome .....                          | 2 356                | 1 396         | 960           | 115                          | 153          | 69                | 205          | 373                       | 226          | 446                         | 346                | 376                 |
| 30 Condition bothersome .....                              | 3 983                | 2 250         | 1 733         | 146                          | 304          | 161               | 402          | 735                       | 508          | 602                         | 642                | 856                 |
| 31 So bothered they want to move .....                     | 1 546                | 661           | 885           | 36                           | 133          | 97                | 201          | 383                       | 259          | 179                         | 300                | 444                 |
| 32 Not reported .....                                      | 5                    | 3             | 3             | —                            | —            | —                 | 3            | —                         | —            | —                           | —                  | —                   |
| 33 Bothersome not reported .....                           | 4                    | 4             | 1             | —                            | 2            | —                 | —            | —                         | —            | 3                           | —                  | 2                   |
| 34 Not reported .....                                      | 1 522                | 978           | 544           | 55                           | 91           | 30                | 88           | 246                       | 94           | 308                         | 205                | 281                 |
| <b>Other Bothersome Neighborhood Conditions</b>            |                      |               |               |                              |              |                   |              |                           |              |                             |                    |                     |
| 35 No other problems .....                                 | 85 719               | 57 506        | 28 213        | 4 930                        | 5 652        | 1 679             | 3 827        | 10 497                    | 7 549        | 18 685                      | 14 677             | 11 871              |
| 36 With other problems <sup>1</sup> .....                  | 15 470               | 10 235        | 5 234         | 890                          | 1 038        | 343               | 907          | 2 190                     | 1 394        | 2 436                       | 2 543              | 2 096               |
| 37 Noise .....   | 2 659                | 1 502         | 1 157         | 137                          | 135          | 74                | 179          | 353                       | 272          | 422                         | 589                | 432                 |
| 38 Litter or housing deterioration .....                   | 1 821                | 1 159         | 662           | 53                           | 74           | 64                | 160          | 396                       | 212          | 361                         | 268                | 325                 |
| 39 Poor city or county services .....                      | 847                  | 532           | 316           | 50                           | 53           | 24                | 111          | 208                       | 122          | 114                         | 114                | 164                 |
| 40 Undesirable commercial, institutional, industrial ..... | 759                  | 485           | 275           | 49                           | 45           | 40                | 51           | 85                        | 59           | 126                         | 121                | 109                 |
| 41 People .....  | 4 494                | 2 736         | 1 758         | 199                          | 318          | 118               | 332          | 615                       | 457          | 676                         | 731                | 726                 |
| 42 Other .....   | 7 855                | 5 327         | 2 527         | 499                          | 538          | 161               | 434          | 1 126                     | 648          | 1 206                       | 1 239              | 911                 |
| 43 No problem .....  | 129                  | 67            | 63            | 2                            | 4            | 11                | 14           | 26                        | 9            | 20                          | 32                 | 23                  |
| 44 Type of problem not reported .....                      | 524                  | 370           | 154           | 28                           | 38           | 9                 | 12           | 54                        | 48           | 98                          | 77                 | 77                  |
| 45 Other problems not reported .....                       | 1 614                | 1 054         | 560           | 61                           | 95           | 30                | 91           | 249                       | 98           | 302                         | 227                | 297                 |
| <b>Public Elementary School<sup>1</sup></b>                |                      |               |               |                              |              |                   |              |                           |              |                             |                    |                     |
| 46 Households with children aged 5-15 .....                | 26 676               | 18 480        | 8 197         | 1 924                        | 1 907        | 530               | 1 364        | 4 242                     | 3 671        | 617                         | 4 257              | 4 035               |
| 47 Attend public school(K-12) .....                        | 22 811               | 15 443        | 7 369         | 1 674                        | 1 736        | 475               | 1 258        | 3 748                     | 3 344        | 515                         | 3 740              | 3 684               |
| 48 Attend private school (K-12) .....                      | 3 094                | 2 562         | 532           | 186                          | 95           | 44                | 74           | 353                       | 280          | 74                          | 353                | 188                 |
| 49 Attend ungraded school, preschool, etc. ....            | 337                  | 187           | 150           | 24                           | 14           | 12                | 22           | 84                        | 35           | 8                           | 72                 | 93                  |
| 50 Home schooled or no school .....                        | 298                  | 230           | 68            | 22                           | 21           | 11                | 21           | 5                         | 22           | —                           | 63                 | 33                  |
| 51 Not reported .....                                      | 806                  | 539           | 267           | 56                           | 59           | 7                 | 34           | 170                       | 80           | 26                          | 113                | 149                 |
| 52 Households with any children aged 0-13 .....            | 30 803               | 20 236        | 10 567        | 2 397                        | 2 203        | 622               | 1 549        | 4 871                     | 4 411        | 590                         | 5 987              | 4 809               |
| 53 Satisfactory public elementary school .....             | 23 740               | 16 046        | 7 694         | 1 895                        | 1 780        | 457               | 1 170        | 3 580                     | 3 449        | 494                         | 4 133              | 3 734               |
| 54 Unsatisfactory public elementary school .....           | 2 110                | 1 439         | 671           | 123                          | 150          | 59                | 158          | 408                       | 260          | 32                          | 316                | 313                 |
| 55 So bothered they want to move .....                     | 790                  | 438           | 351           | 32                           | 54           | 33                | 88           | 191                       | 117          | 11                          | 104                | 116                 |
| 56 Not reported .....                                      | 6                    | 3             | 4             | —                            | 3            | —                 | 3            | —                         | —            | —                           | 3                  | 4                   |
| 57 Not reported or don't know .....                        | 4 953                | 2 751         | 2 202         | 379                          | 273          | 106               | 221          | 883                       | 702          | 65                          | 1 538              | 763                 |
| 58 Public elementary school less than 1 mile .....         | 17 603               | 10 709        | 6 894         | 951                          | 591          | 386               | 919          | 3 237                     | 3 258        | 359                         | 3 473              | 3 032               |
| 59 Public elementary school 1 mile or more .....           | 12 004               | 8 880         | 3 124         | 1 357                        | 1 517        | 207               | 578          | 1 376                     | 995          | 209                         | 2 156              | 1 553               |
| 60 Not reported .....                                      | 1 196                | 647           | 548           | 89                           | 95           | 28                | 52           | 259                       | 158          | 22                          | 358                | 225                 |
| <b>Building Neighbor Noise<sup>2</sup></b>                 |                      |               |               |                              |              |                   |              |                           |              |                             |                    |                     |
| 61 Neighbor noise present .....                            | 17 964               | 2 893         | 15 071        | 657                          | —            | 659               | 1 372        | 3 799                     | 2 239        | 2 089                       | 5 807              | 3 661               |
| 62 Loudness bothersome .....                               | 5 291                | 588           | 4 703         | 228                          | —            | 269               | 527          | 1 222                     | 741          | 405                         | 1 745              | 1 215               |
| 63 Loudness not bothersome .....                           | 12 654               | 2 304         | 10 350        | 425                          | —            | 390               | 845          | 2 572                     | 1 498        | 1 682                       | 4 055              | 2 440               |
| 64 Loudness bothersome not reported .....                  | 19                   | 1             | 18            | 4                            | —            | —                 | —            | 6                         | —            | 3                           | 7                  | 6                   |
| 65 Time of noise bothersome .....                          | 5 200                | 559           | 4 641         | 203                          | —            | 292               | 511          | 1 245                     | 748          | 410                         | 1 729              | 1 173               |
| 66 Time of noise not bothersome .....                      | 12 737               | 2 333         | 10 404        | 455                          | —            | 362               | 858          | 2 543                     | 1 490        | 1 676                       | 4 071              | 2 478               |
| 67 Time bothersome not reported .....                      | 27                   | 1             | 26            | —                            | —            | 4                 | 3            | 11                        | 1            | 4                           | 7                  | 10                  |
| 68 Neighbor noise not present .....                        | 12 830               | 3 639         | 9 191         | 548                          | —            | 361               | 717          | 2 321                     | 1 964        | 3 164                       | 3 795              | 2 626               |
| 69 Not reported .....                                      | 688                  | 144           | 544           | 43                           | —            | 13                | 45           | 154                       | 64           | 93                          | 173                | 188                 |
| <b>Public Transportation</b>                               |                      |               |               |                              |              |                   |              |                           |              |                             |                    |                     |
| 70 With public transportation .....                        | 55 565               | 31 813        | 23 752        | 1 791                        | 1 561        | 1 370             | 2 828        | 9 057                     | 6 499        | 10 959                      | 10 371             | 8 390               |
| 71 Household uses it at least weekly .....                 | 10 596               | 3 564         | 7 032         | 190                          | 151          | 519               | 845          | 3 175                     | 2 147        | 1 738                       | 2 284              | 2 666               |
| 72 Satisfactory public transportation .....                | 9 896                | 3 326         | 6 570         | 174                          | 139          | 484               | 780          | 2 950                     | 2 024        | 1 658                       | 2 110              | 2 496               |
| 73 Unsatisfactory public transportation .....              | 695                  | 238           | 457           | 16                           | 12           | 36                | 65           | 221                       | 122          | 80                          | 171                | 170                 |
| 74 Not reported .....                                      | 4                    | —             | —             | —                            | —            | —                 | —            | 4                         | —            | —                           | 2                  | —                   |
| 75 Household uses it less than weekly .....                | 19 587               | 11 914        | 7 673         | 553                          | 510          | 425               | 940          | 2 936                     | 1 978        | 3 996                       | 3 194              | 2 985               |
| 76 Satisfactory public transportation .....                | 17 775               | 10 744        | 7 030         | 484                          | 433          | 393               | 842          | 2 708                     | 1 788        | 3 633                       | 2 896              | 2 713               |
| 77 Unsatisfactory public transportation .....              | 1 520                | 984           | 537           | 55                           | 72           | 31                | 90           | 181                       | 171          | 294                         | 236                | 228                 |
| 78 Not reported .....                                      | 292                  | 186           | 106           | 14                           | 5            | 1                 | 8            | 47                        | 19           | 69                          | 61                 | 44                  |
| 79 Household does not use .....                            | 25 115               | 16 254        | 8 861         | 1 039                        | 893          | 419               | 1 029        | 2 882                     | 2 353        | 5 178                       | 4 812              | 2 680               |
| 80 Not reported .....                                      | 267                  | 81            | 186           | 9                            | 7            | 6                 | 14           | 64                        | 22           | 46                          | 80                 | 59                  |
| 81 No public transportation .....                          | 43 601               | 34 755        | 8 846         | 3 833                        | 5 032        | 642               | 1 838        | 3 558                     | 2 266        | 9 877                       | 6 134              | 5 376               |
| 82 Not reported .....                                      | 3 637                | 2 228         | 1 409         | 257                          | 192          | 41                | 160          | 321                       | 276          | 588                         | 943                | 498                 |

| Total occupied units | In MSAs        |               | Outside MSAs  | Urban         |              | Rural         |               |               | Regions       |               |               |               |          |
|----------------------|----------------|---------------|---------------|---------------|--------------|---------------|---------------|---------------|---------------|---------------|---------------|---------------|----------|
|                      | Central cities | Suburbs       |               | Total         | Outside MSAs | Total         | Suburbs       | Outside MSAs  | Northeast     | Midwest       | South         | West          |          |
| <b>102 803</b>       | <b>31 131</b>  | <b>48 780</b> | <b>22 891</b> | <b>73 259</b> | <b>7 912</b> | <b>29 544</b> | <b>14 420</b> | <b>14 979</b> | <b>19 958</b> | <b>24 360</b> | <b>36 389</b> | <b>22 096</b> | <b>1</b> |
| 885                  | 447            | 273           | 165           | 755           | 88           | 130           | 53            | 77            | 182           | 180           | 338           | 185           | 2        |
| 657                  | 331            | 221           | 106           | 559           | 47           | 98            | 38            | 58            | 125           | 129           | 225           | 178           | 3        |
| 1 151                | 580            | 413           | 158           | 981           | 80           | 170           | 90            | 77            | 264           | 271           | 351           | 264           | 4        |
| 1 621                | 829            | 560           | 233           | 1 412         | 124          | 210           | 101           | 109           | 280           | 376           | 544           | 423           | 5        |
| 7 051                | 3 025          | 2 572         | 1 453         | 5 559         | 619          | 1 492         | 648           | 834           | 1 343         | 1 605         | 2 369         | 1 734         | 6        |
| 5 974                | 2 410          | 2 453         | 1 111         | 4 750         | 507          | 1 224         | 608           | 604           | 1 213         | 1 290         | 1 995         | 1 477         | 7        |
| 13 313               | 4 747          | 6 110         | 2 457         | 10 444        | 1 043        | 2 869         | 1 436         | 1 414         | 2 633         | 3 232         | 4 233         | 3 215         | 8        |
| 26 599               | 7 891          | 13 151        | 5 557         | 19 313        | 2 089        | 7 286         | 3 790         | 3 469         | 5 213         | 6 325         | 9 305         | 5 756         | 9        |
| 15 707               | 3 958          | 8 195         | 3 554         | 10 837        | 1 177        | 4 871         | 2 470         | 2 378         | 3 018         | 3 941         | 5 347         | 3 402         | 10       |
| 25 215               | 5 444          | 12 677        | 7 094         | 15 463        | 1 905        | 9 752         | 4 520         | 5 189         | 4 793         | 6 175         | 9 561         | 4 687         | 11       |
| 374                  | 75             | 122           | 176           | 108           | 11           | 266           | 98            | 166           | 64            | 80            | 179           | 50            | 12       |
| 4 255                | 1 394          | 2 034         | 826           | 3 078         | 223          | 1 176         | 568           | 604           | 831           | 757           | 1 943         | 725           | 13       |
| 28 991               | 11 282         | 11 385        | 6 324         | 22 187        | 2 619        | 6 804         | 3 067         | 3 705         | 6 515         | 7 539         | 8 541         | 6 396         | 14       |
| 17 311               | 6 328          | 6 794         | 4 189         | 12 856        | 1 651        | 4 455         | 1 893         | 2 538         | 3 806         | 4 760         | 5 188         | 3 558         | 15       |
| 11 624               | 4 918          | 4 572         | 2 133         | 9 285         | 966          | 2 338         | 1 164         | 1 167         | 2 692         | 2 767         | 3 332         | 2 832         | 16       |
| 4 486                | 2 246          | 1 620         | 621           | 3 868         | 329          | 619           | 325           | 291           | 1 038         | 1 041         | 1 210         | 1 197         | 17       |
| 28                   | 7              | 13            | 8             | 23            | 4            | 5             | 5             | 5             | 13            | 4             | 2             | 8             | 18       |
| 56                   | 35             | 19            | 2             | 45            | 2            | 11            | 11            | —             | 17            | 12            | 20            | 6             | 19       |
| 1 482                | 504            | 679           | 300           | 1 058         | 76           | 424           | 201           | 223           | 242           | 205           | 778           | 257           | 20       |
| 14 429               | 7 471          | 5 163         | 1 795         | 12 364        | 783          | 2 066         | 1 034         | 1 013         | 2 732         | 3 088         | 4 841         | 3 768         | 21       |
| 6 011                | 2 933          | 2 264         | 813           | 5 086         | 339          | 925           | 441           | 475           | 1 155         | 1 302         | 2 019         | 1 535         | 22       |
| 8 384                | 4 516          | 2 888         | 980           | 7 243         | 442          | 1 141         | 593           | 538           | 1 567         | 1 773         | 2 814         | 2 230         | 23       |
| 3 653                | 2 276          | 1 075         | 303           | 3 353         | 170          | 300           | 163           | 132           | 749           | 766           | 1 167         | 971           | 24       |
| 32                   | 20             | 6             | 6             | 27            | 4            | 5             | 2             | 2             | 2             | 12            | 10            | 7             | 25       |
| 34                   | 22             | 11            | 2             | 34            | 2            | —             | —             | —             | 9             | 13            | 8             | 4             | 26       |
| 2 087                | 827            | 907           | 353           | 1 598         | 109          | 489           | 244           | 244           | 354           | 355           | 943           | 434           | 27       |
| 6 343                | 2 546          | 2 448         | 1 349         | 4 806         | 479          | 1 538         | 660           | 870           | 1 378         | 1 568         | 1 864         | 1 534         | 28       |
| 2 356                | 936            | 914           | 506           | 1 776         | 170          | 580           | 239           | 336           | 483           | 640           | 717           | 516           | 29       |
| 3 983                | 1 607          | 1 533         | 843           | 3 025         | 309          | 958           | 421           | 534           | 895           | 924           | 1 147         | 1 018         | 30       |
| 1 546                | 757            | 546           | 242           | 1 273         | 104          | 273           | 132           | 138           | 405           | 301           | 443           | 396           | 31       |
| 5                    | 5              | 1             | —             | —             | —            | —             | —             | —             | 3             | —             | 3             | —             | 32       |
| 4                    | 3              | 5             | —             | 4             | —            | —             | —             | —             | —             | 4             | —             | —             | 33       |
| 1 522                | 523            | 694           | 305           | 1 096         | 81           | 426           | 203           | 223           | 247           | 227           | 783           | 265           | 34       |
| 85 719               | 25 073         | 40 792        | 19 854        | 60 312        | 6 769        | 25 407        | 12 208        | 13 085        | 16 817        | 20 522        | 30 550        | 17 829        | 35       |
| 15 470               | 5 513          | 7 241         | 2 715         | 11 800        | 1 061        | 3 669         | 1 988         | 1 654         | 2 884         | 3 587         | 5 014         | 3 985         | 36       |
| 2 659                | 1 072          | 1 177         | 410           | 2 196         | 218          | 463           | 270           | 193           | 509           | 614           | 730           | 805           | 37       |
| 1 821                | 850            | 684           | 287           | 1 517         | 150          | 304           | 163           | 136           | 415           | 435           | 551           | 420           | 38       |
| 847                  | 409            | 318           | 120           | 680           | 42           | 167           | 89            | 79            | 211           | 155           | 308           | 174           | 39       |
| 759                  | 324            | 318           | 117           | 620           | 64           | 139           | 83            | 53            | 197           | 147           | 217           | 198           | 40       |
| 4 494                | 1 708          | 2 055         | 731           | 3 546         | 309          | 947           | 514           | 422           | 765           | 1 100         | 1 385         | 1 243         | 41       |
| 7 855                | 2 683          | 3 831         | 1 341         | 5 848         | 455          | 2 007         | 1 112         | 886           | 1 507         | 1 722         | 2 557         | 2 068         | 42       |
| 129                  | 66             | 37            | 26            | 97            | 10           | 33            | 14            | 16            | 30            | 29            | 32            | 39            | 43       |
| 524                  | 141            | 274           | 109           | 394           | 37           | 130           | 58            | 72            | 105           | 109           | 177           | 133           | 44       |
| 1 614                | 545            | 747           | 322           | 1 147         | 82           | 467           | 224           | 241           | 257           | 251           | 824           | 282           | 45       |
| 26 676               | 7 585          | 13 539        | 5 552         | 18 488        | 1 727        | 8 188         | 4 324         | 3 826         | 4 968         | 6 031         | 9 406         | 6 272         | 46       |
| 22 811               | 6 241          | 11 551        | 5 020         | 15 628        | 1 578        | 7 184         | 3 711         | 3 442         | 4 179         | 5 142         | 8 093         | 5 397         | 47       |
| 3 094                | 1 126          | 1 626         | 342           | 2 412         | 97           | 683           | 433           | 244           | 721           | 776           | 899           | 699           | 48       |
| 337                  | 126            | 147           | 64            | 269           | 29           | 68            | 30            | 35            | 78            | 77            | 101           | 80            | 49       |
| 298                  | 48             | 138           | 112           | 133           | 26           | 165           | 79            | 86            | 36            | 68            | 124           | 69            | 50       |
| 806                  | 250            | 424           | 131           | 556           | 36           | 249           | 150           | 95            | 128           | 116           | 381           | 180           | 51       |
| 30 803               | 9 103          | 15 398        | 6 302         | 21 812        | 2 106        | 8 990         | 4 740         | 4 196         | 5 624         | 6 968         | 10 874        | 7 336         | 52       |
| 23 740               | 6 389          | 12 132        | 5 219         | 16 354        | 1 715        | 7 385         | 3 834         | 3 504         | 4 336         | 5 507         | 8 461         | 5 436         | 53       |
| 2 110                | 831            | 895           | 383           | 1 579         | 108          | 531           | 255           | 276           | 403           | 422           | 693           | 592           | 54       |
| 790                  | 392            | 265           | 132           | 644           | 33           | 145           | 46            | 100           | 190           | 165           | 235           | 200           | 55       |
| 6                    | 1              | 3             | —             | —             | —            | —             | —             | —             | —             | —             | —             | —             | 56       |
| 4 953                | 1 883          | 2 370         | 699           | 3 879         | 283          | 1 074         | 651           | 416           | 886           | 1 040         | 1 720         | 1 307         | 57       |
| 17 603               | 6 702          | 8 429         | 2 473         | 15 005        | 1 365        | 2 598         | 1 467         | 1 108         | 3 426         | 4 020         | 5 219         | 4 938         | 58       |
| 12 004               | 1 969          | 6 330         | 3 705         | 5 897         | 700          | 6 107         | 3 076         | 3 005         | 2 010         | 2 752         | 5 151         | 2 091         | 59       |
| 1 196                | 433            | 639           | 124           | 910           | 41           | 285           | 197           | 83            | 188           | 196           | 504           | 307           | 60       |
| 17 964               | 9 188          | 7 085         | 1 691         | 16 757        | 1 272        | 1 207         | 772           | 419           | 4 635         | 3 734         | 5 191         | 4 404         | 61       |
| 5 291                | 2 729          | 2 049         | 513           | 4 970         | 390          | 321           | 193           | 123           | 1 261         | 1 019         | 1 502         | 1 508         | 62       |
| 12 654               | 6 449          | 5 026         | 1 178         | 11 768        | 882          | 886           | 579           | 296           | 3 365         | 2 712         | 3 685         | 2 892         | 63       |
| 19                   | 10             | 9             | —             | 19            | —            | —             | —             | —             | 9             | 3             | 4             | 3             | 64       |
| 5 200                | 2 714          | 1 992         | 494           | 4 884         | 378          | 316           | 195           | 116           | 1 207         | 1 019         | 1 472         | 1 502         | 65       |
| 12 737               | 6 462          | 5 078         | 1 197         | 11 846        | 894          | 891           | 577           | 303           | 3 409         | 2 712         | 3 720         | 2 897         | 66       |
| 27                   | 13             | 14            | —             | 27            | —            | —             | —             | —             | 19            | 3             | —             | 5             | 67       |
| 12 830               | 6 221          | 5 314         | 1 294         | 11 659        | 856          | 1 170         | 714           | 438           | 3 938         | 2 350         | 3 763         | 2 779         | 68       |
| 688                  | 374            | 279           | 35            | 640           | 28           | 48            | 40            | 8             | 197           | 91            | 259           | 141           | 69       |
| 55 565               | 26 058         | 24 436        | 5 070         | 50 963        | 3 008        | 4 601         | 2 479         | 2 062         | 12 946        | 12 718        | 14 154        | 15 746        | 70       |
| 10 596               | 7 281          | 2 962         | 353           | 10 317        | 254          | 279           | 180           | 99            | 4 211         | 1 662         | 1 867         | 2 856         | 71       |
| 9 896                | 6 798          | 2 764         | 334           | 9 651         | 242          | 245           | 153           | 91            | 3 993         | 1 564         | 1 705         | 2 634         | 72       |
| 695                  | 481            | 195           | 19            | 661           | 12           | 34            | 27            | 7             | 217           | 98            | 158           | 222           | 73       |
| 4                    | 2              | 2             | —             | —             | —            | —             | —             | —             | —             | —             | —             | —             | 74       |
| 19 587               | 8 709          | 9 104         | 1 774         | 17 901        | 980          | 1 686         | 868           | 793           | 4 374         | 4 737         | 4 658         | 5 817         | 75       |
| 17 775               | 8 003          | 8 192         | 1 580         | 16 302        | 884          | 1 473         | 757           | 696           | 4 062         | 4 362         | 4 176         | 5 175         | 76       |
| 1 520                | 598            | 746           | 176           | 1 332         | 86           | 188           | 96            | 90            | 266           | 304           | 411           | 539           | 77       |
| 292                  | 108            | 166           | 18            | 267           | 10           | 25            | 15            | 8             | 46            | 71            | 71            | 103           | 78       |
| 25 115               | 9 911          | 12 260        | 2 944         | 22 491        | 1 774        | 2 625         | 1 419         | 1 170         | 4 271         | 6 273         | 7 548         | 7 023         | 79       |
| 267                  | 156            | 110           | —             | 254           | —            | 12            | 12            | —             | 91            | 46            | 80            | 50            | 80       |
| 43 601               | 4 037          | 22 297        | 17 267        | 19 564        | 4 711        | 24 037        | 11 407        | 12 556        | 6 388         | 10 809        | 20 751        | 5 653         | 81       |
| 3 637                | 1 036          | 2 047         | 554           | 2 732         | 193          | 905           | 535           | 361           | 624           | 832           | 1 484         | 696           | 82       |

**Table 2-8. Neighborhood—Occupied Units—Con.**

[Numbers in thousands. Consistent with the 1990 Census. ... means not applicable or sample too small. — means zero or rounds to zero]

| Characteristics  | Total occupied units | Tenure |        | Housing unit characteristics |              |                   |          | Household characteristics |          |                             |                    |                     |
|--|----------------------|--------|--------|------------------------------|--------------|-------------------|----------|---------------------------|----------|-----------------------------|--------------------|---------------------|
|  |                      | Owner  | Renter | New construction 4 years     | Mobile homes | Physical problems |          | Black                     | Hispanic | Elderly (65 years and over) | Moved in past year | Below poverty level |
|  |                      |        |        |                              |              | Severe            | Moderate |                           |          |                             |                    |                     |
| <b>Neighborhood Shopping</b>   |                      |        |        |                              |              |                   |          |                           |          |                             |                    |                     |
| 1 Satisfactory neighborhood shopping .....                                 | 83 927               | 54 613 | 29 314 | 4 497                        | 4 443        | 1 664             | 3 668    | 10 242                    | 7 911    | 16 951                      | 14 833             | 11 216              |
| 2 Less than 1 mile .....   | 64 990               | 39 206 | 25 783 | 2 787                        | 2 388        | 1 400             | 3 009    | 8 794                     | 7 019    | 13 151                      | 12 319             | 9 178               |
| 3 1 mile or more .....   | 18 735               | 15 301 | 3 434  | 1 694                        | 2 049        | 262               | 647      | 1 425                     | 861      | 3 758                       | 2 449              | 1 985               |
| 4 Not reported .....   | 202                  | 106    | 96     | 16                           | 6            | 2                 | 11       | 23                        | 32       | 42                          | 65                 | 52                  |
| 5 Unsatisfactory neighborhood shopping .....                               | 16 813               | 12 816 | 3 997  | 1 295                        | 2 197        | 347               | 1 034    | 2 373                     | 987      | 4 027                       | 2 292              | 2 684               |
| 6 Not reported or don't know .....   | 2 063                | 1 367  | 696    | 89                           | 145          | 41                | 124      | 321                       | 143      | 445                         | 322                | 364                 |
| <b>Police Protection</b>   |                      |        |        |                              |              |                   |          |                           |          |                             |                    |                     |
| 7 Satisfactory police protection .....                                     | 91 245               | 61 312 | 29 933 | 5 205                        | 5 579        | 1 709             | 3 943    | 10 938                    | 7 821    | 19 348                      | 15 282             | 12 151              |
| 8 Unsatisfactory police protection .....                                   | 7 662                | 5 123  | 2 539  | 447                          | 961          | 255               | 679      | 1 418                     | 864      | 1 335                       | 1 121              | 1 444               |
| 9 Not reported .....   | 3 896                | 2 360  | 1 536  | 229                          | 245          | 89                | 203      | 581                       | 356      | 741                         | 1 045              | 669                 |
| <b>Description of Area Within 300 Feet<sup>1</sup></b>                     |                      |        |        |                              |              |                   |          |                           |          |                             |                    |                     |
| 10 Single-family detached houses .....                                     | 80 921               | 58 082 | 22 840 | 4 465                        | 3 855        | 1 437             | 3 537    | 9 544                     | 6 783    | 16 850                      | 12 443             | 10 161              |
| 11 Single-family attached .....  | 12 933               | 6 279  | 6 654  | 652                          | 156          | 281               | 641      | 2 366                     | 1 230    | 2 169                       | 2 909              | 1 740               |
| 12 1- to 3- story multiunit .....  | 23 824               | 6 934  | 16 889 | 786                          | 209          | 671               | 1 578    | 4 492                     | 3 290    | 3 636                       | 6 871              | 4 577               |
| 13 4- to 6- story multiunit .....  | 5 349                | 1 256  | 4 093  | 95                           | 28           | 274               | 483      | 1 195                     | 897      | 1 034                       | 1 208              | 1 117               |
| 14 7- or more story multiunit .....  | 2 812                | 622    | 2 190  | 36                           | 6            | 158               | 259      | 678                       | 437      | 620                         | 564                | 682                 |
| 15 Mobile homes .....  | 11 530               | 9 011  | 2 518  | 1 191                        | 5 190        | 232               | 807      | 1 249                     | 807      | 2 603                       | 1 677              | 2 202               |
| 16 Commercial, or institutional .....                                      | 26 614               | 11 329 | 15 285 | 747                          | 937          | 866               | 1 791    | 4 899                     | 3 338    | 4 548                       | 6 203              | 4 846               |
| 17 Industrial or factories .....   | 3 996                | 1 775  | 2 222  | 101                          | 264          | 165               | 280      | 770                       | 638      | 613                         | 852                | 889                 |
| 18 Open space, park, woods, farm, or ranch .....                           | 39 742               | 28 217 | 11 525 | 3 225                        | 4 004        | 748               | 1 883    | 3 880                     | 2 495    | 7 356                       | 6 625              | 4 879               |
| 19 4 or more lane highway, railroad, or airport .....                      | 13 859               | 6 712  | 7 147  | 611                          | 832          | 414               | 894      | 2 345                     | 1 544    | 2 433                       | 3 206              | 2 352               |
| 20 Not reported .....  | 2 703                | 1 929  | 774    | 141                          | 211          | 37                | 81       | 412                       | 217      | 473                         | 420                | 473                 |
| <b>Bodies of Water Within 300 Feet</b>                                     |                      |        |        |                              |              |                   |          |                           |          |                             |                    |                     |
| 21 Water in area .....   | 16 406               | 11 987 | 4 419  | 1 334                        | 1 493        | 268               | 686      | 1 158                     | 855      | 3 119                       | 2 686              | 1 780               |
| 22 Waterfront property .....   | 2 631                | 2 082  | 549    | 194                          | 123          | 25                | 87       | 140                       | 89       | 725                         | 359                | 253                 |
| 23 Not reported .....  | 40                   | 16     | 23     | 3                            | 8            | —                 | 1        | —                         | 7        | 12                          | 7                  | 15                  |
| 24 Flood plain .....   | 2 383                | 1 776  | 607    | 168                          | 233          | 41                | 92       | 155                       | 154      | 490                         | 414                | 239                 |
| 25 Not reported .....  | 805                  | 340    | 465    | 34                           | 47           | 8                 | 48       | 87                        | 94       | 164                         | 255                | 124                 |
| 26 Water not reported .....  | 2 829                | 2 002  | 827    | 145                          | 207          | 41                | 90       | 423                       | 226      | 512                         | 439                | 498                 |
| 27 No water in area .....  | 83 568               | 54 806 | 28 761 | 4 402                        | 5 085        | 1 744             | 4 050    | 11 356                    | 7 961    | 17 792                      | 14 322             | 11 986              |
| <b>Age of Other Residential Buildings Within 300 Feet</b>                  |                      |        |        |                              |              |                   |          |                           |          |                             |                    |                     |
| 28 Older .....   | 10 766               | 6 567  | 4 199  | 116                          | 961          | 378               | 949      | 1 385                     | 876      | 2 470                       | 1 755              | 1 840               |
| 29 About the same .....  | 65 250               | 43 938 | 21 312 | 2 940                        | 2 282        | 1 182             | 2 648    | 8 547                     | 5 965    | 12 595                      | 11 283             | 8 208               |
| 30 Newer .....   | 9 298                | 6 582  | 2 716  | 1 974                        | 1 663        | 132               | 277      | 936                       | 699      | 2 019                       | 1 892              | 1 179               |
| 31 Very mixed .....  | 7 784                | 5 089  | 2 695  | 300                          | 1 014        | 148               | 471      | 916                       | 790      | 2 009                       | 1 173              | 1 354               |
| 32 No other residential buildings .....                                    | 6 080                | 4 445  | 1 635  | 402                          | 613          | 161               | 330      | 493                       | 322      | 1 629                       | 679                | 922                 |
| 33 Not reported .....  | 3 624                | 2 174  | 1 449  | 150                          | 253          | 51                | 152      | 659                       | 389      | 701                         | 667                | 759                 |
| <b>Other Buildings Vandalized or With Interior Exposed Within 300 Feet</b> |                      |        |        |                              |              |                   |          |                           |          |                             |                    |                     |
| 34 None .....  | 89 082               | 59 969 | 29 113 | 5 175                        | 5 521        | 1 612             | 3 793    | 10 446                    | 7 807    | 18 697                      | 15 360             | 11 542              |
| 35 1 building .....  | 2 771                | 1 563  | 1 209  | 103                          | 249          | 95                | 279      | 609                       | 371      | 347                         | 433                | 568                 |
| 36 More than 1 building .....  | 2 225                | 921    | 1 303  | 48                           | 173          | 155               | 322      | 938                       | 304      | 317                         | 518                | 720                 |
| 37 No buildings .....  | 5 339                | 4 215  | 1 123  | 392                          | 590          | 118               | 286      | 359                       | 228      | 1 426                       | 504                | 741                 |
| 38 Not reported .....  | 3 386                | 2 127  | 1 259  | 162                          | 252          | 74                | 146      | 584                       | 331      | 634                         | 632                | 693                 |
| <b>Bars on Windows of Buildings Within 300 Feet</b>                        |                      |        |        |                              |              |                   |          |                           |          |                             |                    |                     |
| 39 No bars on windows .....  | 83 332               | 57 350 | 25 982 | 5 198                        | 5 788        | 1 430             | 3 461    | 8 867                     | 6 118    | 17 263                      | 14 275             | 10 521              |
| 40 1 building with bars .....  | 1 829                | 1 071  | 758    | 40                           | 57           | 71                | 142      | 406                       | 259      | 311                         | 327                | 296                 |
| 41 2 or more buildings with bars .....                                     | 7 133                | 3 232  | 3 901  | 86                           | 82           | 319               | 649      | 2 287                     | 1 768    | 1 323                       | 1 352              | 1 623               |
| 42 No buildings .....  | 5 339                | 4 215  | 1 123  | 392                          | 590          | 118               | 286      | 359                       | 228      | 1 426                       | 504                | 741                 |
| 43 Not reported .....  | 5 170                | 2 928  | 2 242  | 165                          | 268          | 115               | 287      | 1 017                     | 667      | 1 100                       | 990                | 1 083               |
| <b>Condition of Streets Within 300 Feet</b>                                |                      |        |        |                              |              |                   |          |                           |          |                             |                    |                     |
| 44 No repairs needed .....   | 65 215               | 44 881 | 20 334 | 3 948                        | 3 500        | 1 140             | 2 478    | 6 954                     | 5 539    | 14 330                      | 10 911             | 8 219               |
| 45 Minor repairs needed .....  | 27 729               | 17 388 | 10 341 | 1 342                        | 2 143        | 648               | 1 625    | 4 467                     | 2 477    | 5 079                       | 4 908              | 4 219               |
| 46 Major repairs needed .....  | 5 317                | 3 360  | 1 957  | 360                          | 730          | 190               | 496      | 905                       | 640      | 1 008                       | 941                | 1 057               |
| 47 No streets .....  | 1 253                | 983    | 270    | 86                           | 185          | 20                | 116      | 74                        | 95       | 360                         | 145                | 139                 |
| 48 Not reported .....  | 3 288                | 2 183  | 1 105  | 146                          | 228          | 54                | 110      | 536                       | 290      | 645                         | 543                | 629                 |
| <b>Trash, Litter, or Junk on Streets or Any Properties Within 300 Feet</b> |                      |        |        |                              |              |                   |          |                           |          |                             |                    |                     |
| 49 None .....  | 90 791               | 62 556 | 28 235 | 5 401                        | 5 954        | 1 563             | 3 744    | 10 453                    | 7 525    | 19 508                      | 15 033             | 11 564              |
| 50 Minor accumulation .....  | 6 448                | 2 911  | 3 537  | 242                          | 411          | 268               | 645      | 1 381                     | 928      | 955                         | 1 419              | 1 470               |
| 51 Major accumulation .....  | 2 615                | 1 286  | 1 329  | 92                           | 196          | 175               | 341      | 640                       | 337      | 416                         | 530                | 694                 |
| 52 Not reported .....  | 2 949                | 2 043  | 906    | 146                          | 224          | 47                | 96       | 463                       | 252      | 544                         | 466                | 536                 |
| <b>Parking Lots<sup>1</sup></b>  |                      |        |        |                              |              |                   |          |                           |          |                             |                    |                     |
| 53 With parking lots .....   | 23 903               | 8 557  | 15 346 | 865                          | 694          | 680               | 1 508    | 3 857                     | 2 659    | 3 998                       | 6 518              | 4 330               |
| 54 Residents only .....  | 14 643               | 3 448  | 11 195 | 648                          | 302          | 406               | 942      | 2 715                     | 1 794    | 2 516                       | 4 782              | 3 017               |
| 55 Shoppers or workers only .....  | 7 416                | 3 385  | 4 032  | 197                          | 202          | 203               | 473      | 966                       | 810      | 1 309                       | 1 633              | 1 223               |
| 56 Anyone .....  | 7 239                | 3 027  | 4 212  | 198                          | 301          | 270               | 510      | 1 080                     | 830      | 1 141                       | 1 810              | 1 234               |
| 57 Kind not reported .....   | 460                  | 260    | 200    | 16                           | 36           | 3                 | 28       | 68                        | 58       | 73                          | 70                 | 68                  |
| 58 No parking lots within 300 feet .....                                   | 76 063               | 58 237 | 17 826 | 4 870                        | 5 874        | 1 324             | 3 225    | 8 655                     | 6 153    | 16 904                      | 10 491             | 9 431               |
| 59 Parking lot not reported .....  | 2 836                | 2 002  | 834    | 147                          | 217          | 49                | 93       | 424                       | 229      | 520                         | 439                | 503                 |
| <b>Mobile Homes in Group</b>   |                      |        |        |                              |              |                   |          |                           |          |                             |                    |                     |
| 60 Mobile homes .....  | 6 785                | 5 649  | 1 136  | 1 270                        | 6 785        | 95                | 357      | 586                       | 401      | 1 362                       | 1 123              | 1 378               |
| 61 1 to 6 .....  | 4 504                | 3 711  | 793    | 970                          | 4 504        | 54                | 305      | 466                       | 257      | 790                         | 626                | 875                 |
| 62 7 to 20 .....   | 350                  | 235    | 115    | 32                           | 350          | 11                | 9        | 4                         | 22       | 59                          | 83                 | 97                  |
| 63 21 or more .....  | 1 931                | 1 704  | 228    | 267                          | 1 931        | 30                | 44       | 116                       | 122      | 513                         | 415                | 406                 |

<sup>1</sup>Figures may not add to total because more than one category may apply to a unit.

<sup>2</sup>Limited to single attached and multiunits.

| Total occupied units | In MSAs        |         | Outside MSAs | Urban  |              | Rural  |         |              | Regions   |         |        |        |    |
|----------------------|----------------|---------|--------------|--------|--------------|--------|---------|--------------|-----------|---------|--------|--------|----|
|                      | Central cities | Suburbs |              | Total  | Outside MSAs | Total  | Suburbs | Outside MSAs | Northeast | Midwest | South  | West   |    |
| 83 927               | 27 100         | 41 177  | 15 650       | 64 861 | 6 752        | 19 066 | 10 041  | 8 898        | 16 720    | 19 791  | 28 523 | 18 892 | 1  |
| 64 990               | 24 384         | 30 918  | 9 688        | 56 163 | 5 770        | 8 827  | 4 837   | 3 918        | 13 531    | 15 187  | 20 645 | 15 628 | 2  |
| 18 735               | 2 653          | 10 140  | 5 943        | 8 545  | 976          | 10 190 | 5 170   | 4 967        | 3 163     | 4 561   | 7 803  | 3 209  | 3  |
| 202                  | 63             | 120     | 19           | 153    | 6            | 48     | 33      | 13           | 26        | 44      | 76     | 56     | 4  |
| 16 813               | 3 328          | 6 677   | 6 808        | 6 932  | 1 044        | 9 881  | 4 101   | 5 763        | 2 915     | 4 192   | 6 876  | 2 829  | 5  |
| 2 063                | 704            | 926     | 433          | 1 466  | 115          | 597    | 279     | 318          | 323       | 377     | 989    | 374    | 6  |
| 91 245               | 27 320         | 44 157  | 19 767       | 66 338 | 7 365        | 24 907 | 12 381  | 12 402       | 17 953    | 22 027  | 31 769 | 19 495 | 7  |
| 7 662                | 2 395          | 2 825   | 2 442        | 4 191  | 392          | 3 471  | 1 407   | 2 051        | 1 406     | 1 617   | 3 054  | 1 584  | 8  |
| 3 896                | 1 416          | 1 798   | 682          | 2 730  | 155          | 1 166  | 632     | 527          | 599       | 715     | 1 565  | 1 017  | 9  |
| 80 921               | 23 721         | 39 284  | 17 917       | 58 558 | 6 908        | 22 363 | 11 240  | 11 009       | 15 467    | 19 799  | 27 691 | 17 964 | 10 |
| 12 933               | 5 915          | 6 120   | 899          | 11 767 | 602          | 1 166  | 850     | 297          | 3 477     | 2 326   | 3 975  | 3 155  | 11 |
| 23 824               | 11 763         | 9 215   | 2 846        | 22 035 | 2 107        | 1 788  | 1 026   | 739          | 4 698     | 5 410   | 6 914  | 6 803  | 12 |
| 5 349                | 4 005          | 1 233   | 111          | 5 276  | 90           | 73     | 51      | 22           | 2 775     | 898     | 846    | 831    | 13 |
| 2 812                | 2 261          | 498     | 52           | 2 781  | 52           | 30     | 30      | —            | 1 626     | 388     | 442    | 355    | 14 |
| 11 530               | 773            | 5 067   | 5 689        | 3 731  | 1 042        | 7 799  | 3 150   | 4 647        | 1 045     | 1 871   | 6 363  | 2 249  | 15 |
| 26 614               | 12 385         | 10 147  | 4 083        | 23 391 | 2 322        | 3 224  | 1 452   | 1 760        | 6 982     | 6 123   | 7 388  | 6 122  | 16 |
| 3 996                | 1 643          | 1 513   | 840          | 3 353  | 447          | 643    | 250     | 394          | 1 155     | 993     | 1 136  | 7 12   | 17 |
| 39 742               | 7 828          | 19 845  | 12 069       | 21 146 | 2 349        | 18 596 | 8 817   | 9 720        | 7 746     | 9 889   | 14 573 | 7 534  | 18 |
| 13 859               | 5 276          | 6 331   | 2 252        | 11 593 | 1 093        | 2 265  | 1 097   | 1 159        | 2 498     | 3 300   | 5 120  | 2 941  | 19 |
| 2 703                | 845            | 1 290   | 568          | 1 971  | 155          | 731    | 314     | 413          | 545       | 461     | 1 165  | 531    | 20 |
| 16 406               | 2 756          | 9 116   | 4 534        | 9 020  | 851          | 7 386  | 3 682   | 3 683        | 3 433     | 3 833   | 6 653  | 2 489  | 21 |
| 2 631                | 428            | 1 356   | 847          | 1 312  | 95           | 1 319  | 562     | 752          | 460       | 590     | 1 257  | 324    | 22 |
| 40                   | 6              | 27      | 7            | 26     | —            | 13     | 6       | 7            | 17        | 6       | 10     | 7      | 23 |
| 2 383                | 460            | 1 417   | 505          | 1 543  | 149          | 840    | 473     | 357          | 472       | 317     | 1 193  | 402    | 24 |
| 805                  | 231            | 442     | 133          | 577    | 34           | 228    | 127     | 99           | 144       | 135     | 348    | 178    | 25 |
| 2 829                | 894            | 1 348   | 586          | 2 067  | 165          | 762    | 336     | 422          | 571       | 497     | 1 211  | 549    | 26 |
| 83 568               | 27 481         | 38 316  | 17 771       | 62 172 | 6 896        | 21 396 | 10 403  | 10 875       | 15 955    | 20 030  | 28 525 | 19 058 | 27 |
| 10 766               | 2 937          | 4 686   | 3 143        | 6 845  | 940          | 3 922  | 1 714   | 2 203        | 2 214     | 2 635   | 3 650  | 2 268  | 28 |
| 65 250               | 21 944         | 32 181  | 11 125       | 51 622 | 5 192        | 13 629 | 7 592   | 5 933        | 12 472    | 15 655  | 22 652 | 14 472 | 29 |
| 9 298                | 2 073          | 4 242   | 2 982        | 5 144  | 678          | 4 154  | 1 839   | 2 304        | 1 867     | 2 165   | 3 427  | 1 839  | 30 |
| 7 784                | 2 028          | 3 636   | 2 120        | 4 939  | 620          | 2 846  | 1 339   | 1 500        | 1 703     | 1 407   | 2 783  | 1 892  | 31 |
| 6 080                | 828            | 2 430   | 2 822        | 1 937  | 255          | 4 143  | 1 562   | 2 568        | 890       | 1 829   | 2 414  | 947    | 32 |
| 3 624                | 1 321          | 1 604   | 698          | 2 773  | 226          | 851    | 374     | 472          | 813       | 670     | 1 462  | 679    | 33 |
| 89 082               | 26 845         | 43 663  | 18 574       | 65 348 | 7 144        | 23 734 | 12 180  | 11 430       | 17 445    | 20 960  | 31 148 | 19 529 | 34 |
| 2 771                | 1 185          | 915     | 671          | 2 031  | 222          | 740    | 290     | 449          | 586       | 585     | 997    | 603    | 35 |
| 2 225                | 1 376          | 487     | 362          | 1 944  | 180          | 280    | 99      | 181          | 555       | 544     | 723    | 403    | 36 |
| 5 339                | 507            | 2 169   | 2 662        | 1 331  | 168          | 4 007  | 1 499   | 2 495        | 664       | 1 660   | 2 204  | 810    | 37 |
| 3 386                | 1 218          | 1 546   | 622          | 2 604  | 197          | 782    | 353     | 425          | 709       | 610     | 1 317  | 750    | 38 |
| 83 332               | 22 128         | 42 080  | 19 124       | 59 088 | 7 224        | 24 244 | 12 218  | 11 900       | 16 190    | 20 957  | 29 309 | 16 876 | 39 |
| 1 829                | 960            | 656     | 213          | 1 619  | 130          | 210    | 126     | 84           | 279       | 272     | 710    | 568    | 40 |
| 7 133                | 5 276          | 1 666   | 191          | 6 946  | 144          | 187    | 139     | 48           | 1 646     | 603     | 2 343  | 2 540  | 41 |
| 5 339                | 507            | 2 169   | 2 662        | 1 331  | 168          | 4 007  | 1 499   | 2 495        | 664       | 1 660   | 2 204  | 810    | 42 |
| 5 170                | 2 260          | 2 209   | 700          | 4 274  | 247          | 896    | 438     | 453          | 1 179     | 867     | 1 822  | 1 301  | 43 |
| 65 215               | 18 503         | 33 254  | 13 458       | 47 362 | 5 003        | 17 853 | 9 309   | 8 455        | 12 216    | 15 869  | 22 382 | 14 748 | 44 |
| 27 729               | 9 732          | 11 318  | 6 680        | 19 677 | 2 242        | 8 052  | 3 578   | 4 437        | 5 957     | 6 532   | 9 890  | 5 350  | 45 |
| 5 317                | 1 699          | 2 091   | 1 527        | 3 373  | 434          | 1 944  | 841     | 1 093        | 924       | 1 091   | 2 246  | 1 056  | 46 |
| 1 253                | 97             | 600     | 557          | 380    | 22           | 873    | 336     | 535          | 136       | 285     | 540    | 292    | 47 |
| 3 288                | 1 100          | 1 518   | 670          | 2 467  | 211          | 821    | 357     | 459          | 726       | 582     | 1 330  | 650    | 48 |
| 90 791               | 25 546         | 44 587  | 20 658       | 63 761 | 7 056        | 27 030 | 13 299  | 13 602       | 17 495    | 21 820  | 32 295 | 19 180 | 49 |
| 6 448                | 3 285          | 2 041   | 1 122        | 5 244  | 484          | 1 204  | 561     | 639          | 1 352     | 1 423   | 2 018  | 1 655  | 50 |
| 2 615                | 1 334          | 761     | 520          | 2 053  | 200          | 561    | 235     | 320          | 504       | 606     | 845    | 659    | 51 |
| 2 949                | 967            | 1 391   | 591          | 2 201  | 172          | 748    | 325     | 419          | 607       | 510     | 1 231  | 601    | 52 |
| 23 903               | 9 787          | 10 646  | 3 470        | 21 102 | 2 174        | 2 802  | 1 482   | 1 296        | 5 116     | 6 222   | 7 256  | 5 309  | 53 |
| 14 643               | 6 289          | 6 827   | 1 527        | 13 313 | 1 074        | 1 330  | 855     | 454          | 2 919     | 3 505   | 4 976  | 3 243  | 54 |
| 7 416                | 3 120          | 3 178   | 1 118        | 6 645  | 744          | 771    | 395     | 374          | 1 667     | 1 988   | 1 999  | 1 762  | 55 |
| 7 239                | 2 964          | 2 910   | 1 346        | 6 264  | 780          | 975    | 410     | 565          | 1 748     | 1 955   | 1 890  | 1 647  | 56 |
| 460                  | 183            | 173     | 105          | 360    | 39           | 100    | 34      | 66           | 109       | 100     | 172    | 80     | 57 |
| 76 063               | 20 437         | 36 789  | 18 838       | 50 064 | 5 574        | 25 999 | 12 620  | 13 263       | 14 249    | 17 648  | 27 936 | 16 231 | 58 |
| 2 836                | 907            | 1 346   | 583          | 2 093  | 163          | 743    | 319     | 420          | 594       | 489     | 1 197  | 556    | 59 |
| 6 785                | 348            | 3 022   | 3 415        | 1 723  | 397          | 5 062  | 2 044   | 3 017        | 564       | 1 179   | 3 745  | 1 298  | 60 |
| 4 504                | 84             | 1 653   | 2 767        | 522    | 200          | 3 982  | 1 415   | 2 567        | 287       | 665     | 2 879  | 673    | 61 |
| 350                  | 28             | 169     | 153          | 115    | 37           | 235    | 120     | 116          | 69        | 57      | 186    | 38     | 62 |
| 1 931                | 235            | 1 201   | 495          | 1 086  | 160          | 845    | 510     | 335          | 208       | 457     | 680    | 586    | 63 |

**Table 2-9. Household Composition—Occupied Units**

[Numbers in thousands. Consistent with the 1990 Census. ... means not applicable or sample too small. — means zero or rounds to zero]

| Characteristics                                      | Total occupied units | Tenure         |               | Housing unit characteristics |               |                   |               | Household characteristics |               |                             |                    |                     |
|--|----------------------|----------------|---------------|------------------------------|---------------|-------------------|---------------|---------------------------|---------------|-----------------------------|--------------------|---------------------|
|  |                      | Owner          | Renter        | New construction 4 years     | Mobile homes  | Physical problems |               | Black                     | Hispanic      | Elderly (65 years and over) | Moved in past year | Below poverty level |
|  |                      |                |               |                              |               | Severe            | Moderate      |                           |               |                             |                    |                     |
| <b>1</b> Population in housing units ...             | <b>262 463</b>       | <b>183 655</b> | <b>78 807</b> | <b>16 472</b>                | <b>16 852</b> | <b>5 049</b>      | <b>12 260</b> | <b>33 683</b>             | <b>29 844</b> | <b>36 920</b>               | <b>42 748</b>      | <b>34 888</b>       |
| <b>2</b> Total .....                                 | <b>102 803</b>       | <b>68 796</b>  | <b>34 007</b> | <b>5 881</b>                 | <b>6 785</b>  | <b>2 052</b>      | <b>4 826</b>  | <b>12 936</b>             | <b>9 041</b>  | <b>21 423</b>               | <b>17 447</b>      | <b>14 264</b>       |
| <b>Persons</b>                                       |                      |                |               |                              |               |                   |               |                           |               |                             |                    |                     |
| 3 1 person .....                                     | 26 901               | 14 147         | 12 754        | 1 076                        | 1 810         | 767               | 1 612         | 3 880                     | 1 379         | 9 622                       | 5 097              | 5 439               |
| 4 2 persons .....                                    | 33 817               | 24 523         | 9 294         | 1 878                        | 2 261         | 506               | 1 285         | 3 379                     | 2 087         | 9 686                       | 5 589              | 3 617               |
| 5 3 persons .....                                    | 16 643               | 11 420         | 5 222         | 1 156                        | 1 175         | 298               | 770           | 2 243                     | 1 704         | 2 268                       | 2 979              | 1 858               |
| 6 4 persons .....                                    | 15 210               | 11 378         | 3 832         | 1 109                        | 993           | 235               | 568           | 1 927                     | 1 820         | 468                         | 2 280              | 1 684               |
| 7 5 persons .....                                    | 6 652                | 4 879          | 1 773         | 410                          | 364           | 150               | 328           | 936                       | 1 144         | 196                         | 920                | 871                 |
| 8 6 persons .....                                    | 2 280                | 1 559          | 721           | 149                          | 114           | 50                | 135           | 328                       | 535           | 113                         | 384                | 416                 |
| 9 7 persons or more .....                            | 1 300                | 889            | 411           | 102                          | 68            | 47                | 126           | 242                       | 372           | 69                          | 198                | 379                 |
| <b>Number of Single Children Under 18 Years</b>      |                      |                |               |                              |               |                   |               |                           |               |                             |                    |                     |
| 10 None .....  | 65 530               | 43 780         | 21 750        | 3 143                        | 4 223         | 1 311             | 3 022         | 7 195                     | 4 043         | 20 607                      | 10 588             | 8 787               |
| 11 1 .....   | 15 773               | 10 399         | 5 374         | 1 110                        | 1 091         | 286               | 694           | 2 453                     | 1 707         | 480                         | 3 035              | 1 809               |
| 12 2 .....   | 13 832               | 9 711          | 4 121         | 1 086                        | 996           | 244               | 576           | 1 918                     | 1 832         | 219                         | 2 377              | 1 865               |
| 13 3 .....   | 5 388                | 3 573          | 1 815         | 358                          | 330           | 122               | 295           | 896                       | 920           | 74                          | 977                | 1 017               |
| 14 4 .....   | 1 538                | 911            | 626           | 116                          | 101           | 49                | 146           | 283                       | 375           | 28                          | 322                | 466                 |
| 15 5 .....   | 479                  | 269            | 211           | 56                           | 41            | 22                | 53            | 126                       | 105           | 6                           | 100                | 190                 |
| 16 6 or more .....                                   | 262                  | 152            | 110           | 13                           | 4             | 18                | 41            | 65                        | 60            | 10                          | 50                 | 131                 |
| <b>Persons 65 Years Old and Over</b>                 |                      |                |               |                              |               |                   |               |                           |               |                             |                    |                     |
| 17 None .....  | 79 214               | 49 811         | 29 403        | 5 190                        | 5 291         | 1 585             | 3 956         | 10 644                    | 7 784         | ...                         | 16 379             | 9 872               |
| 18 1 person .....                                    | 15 773               | 11 886         | 3 887         | 453                          | 1 096         | 359               | 691           | 1 862                     | 853           | 13 777                      | 821                | 3 323               |
| 19 2 persons or more .....                           | 7 816                | 7 099          | 717           | 237                          | 398           | 108               | 179           | 430                       | 404           | 7 646                       | 247                | 1 069               |
| <b>Age of Householder</b>                            |                      |                |               |                              |               |                   |               |                           |               |                             |                    |                     |
| 20 Under 25 years .....                              | 5 734                | 1 019          | 4 716         | 445                          | 363           | 155               | 459           | 941                       | 777           | ...                         | 3 421              | 1 649               |
| 21 25 to 29 .....                                    | 8 470                | 3 133          | 5 337         | 676                          | 739           | 218               | 549           | 1 252                     | 1 129         | ...                         | 3 274              | 1 227               |
| 22 30 to 34 .....                                    | 10 326               | 5 613          | 4 712         | 910                          | 789           | 201               | 546           | 1 509                     | 1 198         | ...                         | 2 686              | 1 251               |
| 23 35 to 44 .....                                    | 23 505               | 15 868         | 7 637         | 1 619                        | 1 440         | 489               | 1 125         | 3 162                     | 2 426         | ...                         | 3 934              | 2 436               |
| 24 45 to 54 .....                                    | 20 048               | 15 223         | 4 825         | 1 050                        | 1 126         | 334               | 830           | 2 548                     | 1 559         | ...                         | 2 155              | 1 761               |
| 25 55 to 64 .....                                    | 13 298               | 10 743         | 2 554         | 586                          | 965           | 223               | 496           | 1 523                     | 930           | ...                         | 1 073              | 1 825               |
| 26 65 to 74 .....                                    | 11 041               | 9 130          | 1 912         | 390                          | 745           | 198               | 411           | 1 146                     | 654           | 11 041                      | 568                | 1 828               |
| 27 75 years and over .....                           | 10 382               | 8 066          | 2 315         | 205                          | 617           | 234               | 410           | 855                       | 368           | 10 382                      | 337                | 2 287               |
| 28 <b>Median</b> .....                               | <b>47</b>            | <b>51</b>      | <b>38</b>     | <b>41</b>                    | <b>46</b>     | <b>44</b>         | <b>43</b>     | <b>44</b>                 | <b>41</b>     | <b>75</b>                   | <b>34</b>          | <b>48</b>           |
| <b>Household Composition by Age of Householder</b>   |                      |                |               |                              |               |                   |               |                           |               |                             |                    |                     |
| 29 2-or-more-person households .....                 | 75 902               | 54 648         | 21 253        | 4 805                        | 4 975         | 1 286             | 3 213         | 9 056                     | 7 662         | 11 800                      | 12 350             | 8 825               |
| 30 Married-couple families, no nonrelatives .....    | 53 169               | 43 656         | 9 513         | 3 791                        | 3 390         | 679               | 1 644         | 3 941                     | 4 917         | 9 226                       | 6 478              | 4 030               |
| 31 Under 25 years .....                              | 1 374                | 496            | 877           | 177                          | 161           | 32                | 87            | 98                        | 284           | ...                         | 687                | 253                 |
| 32 25 to 29 years .....                              | 3 579                | 1 986          | 1 593         | 409                          | 370           | 52                | 166           | 261                       | 569           | ...                         | 1 145              | 313                 |
| 33 30 to 34 years .....                              | 5 549                | 3 902          | 1 647         | 659                          | 473           | 82                | 208           | 479                       | 707           | ...                         | 1 205              | 381                 |
| 34 35 to 44 years .....                              | 13 571               | 11 067         | 2 505         | 1 122                        | 718           | 188               | 426           | 1 102                     | 1 464         | ...                         | 1 696              | 759                 |
| 35 45 to 64 years .....                              | 19 870               | 17 764         | 2 106         | 1 087                        | 1 152         | 210               | 541           | 1 499                     | 1 397         | ...                         | 1 402              | 1 161               |
| 36 65 years and over .....                           | 9 226                | 8 442          | 785           | 336                          | 516           | 115               | 217           | 502                       | 496           | 9 226                       | 342                | 1 163               |
| 37 Other male householder .....                      | 8 035                | 3 996          | 4 039         | 325                          | 602           | 205               | 496           | 1 053                     | 1 021         | 696                         | 2 358              | 926                 |
| 38 Under 45 years .....                              | 5 384                | 2 087          | 3 297         | 259                          | 400           | 138               | 360           | 691                       | 774           | ...                         | 2 060              | 635                 |
| 39 45 to 64 years .....                              | 1 955                | 1 334          | 621           | 48                           | 147           | 48                | 114           | 247                       | 197           | ...                         | 272                | 186                 |
| 40 65 years and over .....                           | 696                  | 575            | 121           | 17                           | 55            | 19                | 22            | 115                       | 50            | 696                         | 26                 | 106                 |
| 41 Other female householder .....                    | 14 697               | 6 996          | 7 702         | 689                          | 984           | 402               | 1 073         | 4 062                     | 1 724         | 1 878                       | 3 514              | 3 869               |
| 42 Under 45 years .....                              | 8 827                | 2 907          | 5 920         | 491                          | 629           | 276               | 748           | 2 610                     | 1 131         | ...                         | 2 947              | 2 682               |
| 43 45 to 64 years .....                              | 3 992                | 2 573          | 1 419         | 141                          | 222           | 76                | 218           | 1 009                     | 449           | ...                         | 489                | 758                 |
| 44 65 years and over .....                           | 1 878                | 1 515          | 363           | 57                           | 133           | 50                | 107           | 443                       | 145           | 1 878                       | 78                 | 429                 |
| 45 1-person households .....                         | 26 901               | 14 147         | 12 754        | 1 076                        | 1 810         | 767               | 1 612         | 3 880                     | 1 379         | 9 622                       | 5 097              | 5 439               |
| 46 Male householder .....                            | 11 608               | 5 321          | 6 287         | 484                          | 815           | 396               | 809           | 1 794                     | 694           | 2 365                       | 2 769              | 1 786               |
| 47 Under 45 years .....                              | 5 799                | 1 972          | 3 827         | 277                          | 385           | 208               | 460           | 916                       | 401           | ...                         | 2 087              | 796                 |
| 48 45 to 64 years .....                              | 3 444                | 1 802          | 1 642         | 161                          | 249           | 116               | 201           | 574                       | 187           | ...                         | 544                | 532                 |
| 49 65 years and over .....                           | 2 365                | 1 547          | 818           | 46                           | 181           | 71                | 148           | 303                       | 107           | 2 365                       | 138                | 459                 |
| 50 Female householder .....                          | 15 293               | 8 826          | 6 466         | 592                          | 994           | 371               | 803           | 2 087                     | 685           | 7 258                       | 2 329              | 3 652               |
| 51 Under 45 years .....                              | 3 951                | 1 216          | 2 735         | 255                          | 196           | 88                | 225           | 707                       | 201           | ...                         | 1 488              | 744                 |
| 52 45 to 64 years .....                              | 4 084                | 2 493          | 1 590         | 199                          | 322           | 106               | 251           | 741                       | 260           | ...                         | 521                | 950                 |
| 53 65 years and over .....                           | 7 258                | 5 117          | 2 141         | 139                          | 476           | 177               | 327           | 638                       | 224           | 7 258                       | 320                | 1 959               |
| <b>Adults and Single Children Under 18 Years Old</b> |                      |                |               |                              |               |                   |               |                           |               |                             |                    |                     |
| 54 Total households with children .....              | 37 272               | 25 015         | 12 257        | 2 738                        | 2 562         | 741               | 1 804         | 5 741                     | 4 999         | 816                         | 6 860              | 5 477               |
| 55 Married couples .....                             | 25 831               | 20 140         | 5 691         | 2 146                        | 1 669         | 382               | 957           | 2 337                     | 3 381         | 356                         | 3 788              | 2 015               |
| 56 One child under 6 only .....                      | 3 876                | 2 597          | 1 279         | 365                          | 280           | 42                | 141           | 332                       | 500           | 44                          | 975                | 259                 |
| 57 One under 6, one or more 6 to 17 .....            | 4 416                | 3 320          | 1 095         | 409                          | 383           | 63                | 214           | 457                       | 774           | 41                          | 710                | 487                 |
| 58 Two or more under 6 only .....                    | 2 377                | 1 633          | 744           | 267                          | 101           | 52                | 71            | 152                       | 374           | 1                           | 581                | 231                 |
| 59 Two or more under 6, one or more 6 to 17 ..       | 1 203                | 848            | 355           | 120                          | 83            | 27                | 83            | 112                       | 247           | 5                           | 231                | 180                 |
| 60 One or more 6 to 17 only .....                    | 13 959               | 11 741         | 2 218         | 985                          | 821           | 198               | 449           | 1 283                     | 1 485         | 265                         | 1 290              | 859                 |
| 61 Other households with two or more adults .....    | 4 825                | 2 480          | 2 345         | 256                          | 380           | 139               | 346           | 1 329                     | 847           | 372                         | 1 100              | 1 111               |
| 62 One child under 6 only .....                      | 876                  | 358            | 518           | 51                           | 77            | 27                | 68            | 200                       | 147           | 49                          | 306                | 169                 |
| 63 One under 6, one or more 6 to 17 .....            | 741                  | 396            | 345           | 48                           | 90            | 31                | 63            | 240                       | 141           | 39                          | 156                | 192                 |
| 64 Two or more under 6 only .....                    | 328                  | 109            | 219           | 13                           | 24            | 8                 | 39            | 110                       | 75            | 10                          | 118                | 113                 |
| 65 Two or more under 6, one or more 6 to 17 ..       | 235                  | 101            | 135           | 2                            | 11            | 7                 | 31            | 56                        | 82            | 20                          | 63                 | 125                 |
| 66 One or more 6 to 17 only .....                    | 2 644                | 1 515          | 1 129         | 141                          | 177           | 66                | 146           | 722                       | 402           | 253                         | 456                | 511                 |
| 67 Households with one adult or none .....           | 6 616                | 2 395          | 4 221         | 336                          | 514           | 220               | 500           | 2 075                     | 771           | 88                          | 1 973              | 2 351               |
| 68 One child under 6 only .....                      | 808                  | 180            | 628           | 41                           | 61            | 31                | 67            | 281                       | 61            | 12                          | 332                | 281                 |
| 69 One under 6, one or more 6 to 17 .....            | 937                  | 242            | 694           | 35                           | 85            | 45                | 70            | 373                       | 153           | 6                           | 284                | 494                 |
| 70 Two or more under 6 only .....                    | 282                  | 33             | 249           | 4                            | 11            | 14                | 22            | 122                       | 39            | 4                           | 125                | 175                 |
| 71 Two or more under 6, one or more 6 to 17 ..       | 234                  | 35             | 200           | 12                           | 20            | 11                | 34            | 125                       | 40            | 2                           | 83                 | 167                 |
| 72 One or more 6 to 17 only .....                    | 4 355                | 1 905          | 2 450         | 244                          | 337           | 119               | 308           | 1 174                     | 478           | 65                          | 1 149              | 1 235               |
| 73 Total households with no children .....           | 65 530               | 43 780         | 21 750        | 3 143                        | 4 223         | 1 311             | 3 022         | 7 195                     | 4 043         | 20 607                      | 10 588             | 8 787               |
| 74 Married couples .....                             | 27 969               | 23 982         | 3 987         | 1 680                        | 1 749         | 304               | 718           | 1 645                     | 1 675         | 8 905                       | 2 809              | 2 069               |
| 75 Other households with two or more adults .....    | 10 882               | 5 704          | 5 178         | 414                          | 670           | 250               | 704           | 1 697                     | 999           | 2 077                       | 2 780              | 1 389               |
| 76 Households with one adult .....                   | 26 679               | 14 094         | 12 585        | 1 048                        | 1 804         | 757               | 1 600         | 3 853                     | 1 368         | 9 625                       | 4 999              | 5 329               |

| Total occupied units | In MSAs        |                | Outside MSAs  | Urban          |               | Rural         |               |               | Regions       |               |               |               |          |
|----------------------|----------------|----------------|---------------|----------------|---------------|---------------|---------------|---------------|---------------|---------------|---------------|---------------|----------|
|                      | Central cities | Suburbs        |               | Total          | Outside MSAs  | Total         | Suburbs       | Outside MSAs  | Northeast     | Midwest       | South         | West          |          |
| <b>262 463</b>       | <b>76 647</b>  | <b>129 021</b> | <b>56 795</b> | <b>184 866</b> | <b>18 417</b> | <b>77 596</b> | <b>38 845</b> | <b>38 378</b> | <b>50 645</b> | <b>61 278</b> | <b>90 892</b> | <b>59 648</b> | <b>1</b> |
| <b>102 803</b>       | <b>31 131</b>  | <b>48 780</b>  | <b>22 891</b> | <b>73 259</b>  | <b>7 912</b>  | <b>29 544</b> | <b>14 420</b> | <b>14 979</b> | <b>19 958</b> | <b>24 360</b> | <b>36 389</b> | <b>22 096</b> | <b>2</b> |
| 26 901               | 9 987          | 11 048         | 5 866         | 20 857         | 2 528         | 6 044         | 2 678         | 3 338         | 5 520         | 6 559         | 9 459         | 5 362         | 3        |
| 33 817               | 9 253          | 16 301         | 8 263         | 23 054         | 2 670         | 10 763        | 5 112         | 5 593         | 6 147         | 8 157         | 12 518        | 6 995         | 4        |
| 16 643               | 4 715          | 8 285          | 3 643         | 11 482         | 1 161         | 5 161         | 2 663         | 2 482         | 3 380         | 3 689         | 6 031         | 3 543         | 5        |
| 15 210               | 4 073          | 7 955          | 3 181         | 10 429         | 974           | 4 781         | 2 542         | 2 208         | 2 930         | 3 657         | 5 262         | 3 362         | 6        |
| 6 652                | 1 892          | 3 448          | 1 312         | 4 717          | 403           | 1 935         | 1 014         | 909           | 1 281         | 1 542         | 2 166         | 1 663         | 7        |
| 2 280                | 731            | 1 158          | 392           | 1 741          | 120           | 540           | 268           | 272           | 481           | 491           | 594           | 715           | 8        |
| 1 300                | 480            | 585            | 234           | 979            | 57            | 321           | 143           | 178           | 220           | 266           | 358           | 456           | 9        |
| 65 530               | 20 350         | 30 113         | 15 067        | 47 050         | 5 303         | 18 481        | 8 632         | 9 764         | 13 093        | 15 854        | 23 292        | 13 291        | 10       |
| 15 773               | 4 513          | 7 866          | 3 394         | 11 108         | 1 195         | 4 665         | 2 443         | 2 199         | 2 946         | 3 478         | 5 770         | 3 579         | 11       |
| 13 832               | 3 862          | 7 114          | 2 856         | 9 567          | 925           | 4 265         | 2 307         | 1 931         | 2 531         | 3 215         | 4 852         | 3 234         | 12       |
| 5 388                | 1 593          | 2 698          | 1 098         | 3 843          | 340           | 1 545         | 779           | 757           | 983           | 1 300         | 1 802         | 1 304         | 13       |
| 1 538                | 537            | 687            | 313           | 1 150          | 106           | 388           | 181           | 207           | 267           | 344           | 471           | 456           | 14       |
| 479                  | 169            | 195            | 116           | 347            | 35            | 132           | 52            | 81            | 101           | 103           | 120           | 155           | 15       |
| 262                  | 108            | 106            | 48            | 194            | 6             | 68            | 26            | 42            | 38            | 66            | 81            | 77            | 16       |
| 79 214               | 24 591         | 37 936         | 16 686        | 56 779         | 5 647         | 22 435        | 11 285        | 11 040        | 14 760        | 18 808        | 28 141        | 17 505        | 17       |
| 15 773               | 4 656          | 7 040          | 4 076         | 11 312         | 1 617         | 4 461         | 1 979         | 2 459         | 3 518         | 3 624         | 5 531         | 3 101         | 18       |
| 7 816                | 1 884          | 3 804          | 2 128         | 5 168          | 647           | 2 648         | 1 156         | 1 481         | 1 681         | 1 928         | 2 717         | 1 491         | 19       |
| 5 734                | 2 510          | 1 978          | 1 246         | 4 796          | 699           | 938           | 376           | 547           | 741           | 1 432         | 2 136         | 1 425         | 20       |
| 8 470                | 3 260          | 3 541          | 1 668         | 6 631          | 682           | 1 839         | 842           | 985           | 1 402         | 2 040         | 3 042         | 1 986         | 21       |
| 10 326               | 3 476          | 4 933          | 1 916         | 7 616          | 599           | 2 710         | 1 373         | 1 317         | 1 900         | 2 365         | 3 718         | 2 342         | 22       |
| 23 505               | 7 072          | 11 907         | 4 525         | 16 731         | 1 467         | 6 774         | 3 676         | 3 058         | 4 566         | 5 460         | 8 257         | 5 222         | 23       |
| 20 048               | 5 521          | 10 129         | 4 398         | 13 748         | 1 360         | 6 299         | 3 244         | 3 038         | 3 972         | 4 780         | 6 910         | 4 387         | 24       |
| 13 298               | 3 416          | 6 583          | 3 299         | 8 779          | 939           | 4 518         | 2 145         | 2 359         | 2 713         | 3 126         | 4 766         | 2 693         | 25       |
| 11 041               | 2 986          | 5 059          | 2 997         | 7 463          | 1 028         | 3 578         | 1 593         | 1 969         | 2 369         | 2 619         | 3 907         | 2 146         | 26       |
| 10 382               | 2 888          | 4 649          | 2 844         | 7 494          | 1 138         | 2 887         | 1 171         | 1 705         | 2 295         | 2 538         | 3 653         | 1 895         | 27       |
| 47                   | 44             | 47             | 50            | 46             | 49            | 49            | 48            | 50            | 48            | 47            | 47            | 45            | 28       |
| 75 902               | 21 144         | 37 733         | 17 025        | 52 402         | 5 384         | 23 500        | 11 742        | 11 641        | 14 438        | 17 801        | 26 930        | 16 733        | 29       |
| 53 169               | 12 434         | 28 064         | 12 671        | 34 579         | 3 549         | 18 590        | 9 376         | 9 122         | 9 947         | 12 783        | 19 013        | 11 426        | 30       |
| 1 374                | 433            | 562            | 378           | 1 022          | 181           | 352           | 150           | 197           | 105           | 309           | 572           | 388           | 31       |
| 3 579                | 991            | 1 692          | 896           | 2 515          | 327           | 1 064         | 483           | 569           | 498           | 899           | 1 352         | 830           | 32       |
| 5 549                | 1 490          | 2 983          | 1 077         | 3 794          | 276           | 1 755         | 935           | 801           | 960           | 1 280         | 2 037         | 1 272         | 33       |
| 13 571               | 3 238          | 7 541          | 2 792         | 8 885          | 745           | 4 686         | 2 618         | 2 047         | 2 611         | 3 150         | 4 773         | 3 037         | 34       |
| 19 870               | 4 183          | 10 798         | 4 889         | 12 449         | 1 250         | 7 421         | 3 763         | 3 639         | 3 905         | 4 881         | 6 984         | 4 100         | 35       |
| 9 226                | 2 099          | 4 488          | 2 639         | 5 914          | 770           | 3 313         | 1 427         | 1 869         | 1 868         | 2 263         | 3 296         | 1 799         | 36       |
| 8 035                | 2 897          | 3 597          | 1 541         | 6 088          | 559           | 1 948         | 954           | 981           | 1 535         | 1 831         | 2 578         | 2 092         | 37       |
| 5 384                | 2 111          | 2 303          | 970           | 4 260          | 372           | 1 124         | 518           | 598           | 995           | 1 250         | 1 706         | 1 433         | 38       |
| 1 955                | 577            | 965            | 413           | 1 338          | 125           | 617           | 327           | 288           | 359           | 428           | 673           | 495           | 39       |
| 696                  | 209            | 329            | 158           | 489            | 62            | 207           | 110           | 95            | 180           | 153           | 199           | 164           | 40       |
| 14 697               | 5 813          | 6 071          | 2 813         | 11 735         | 1 276         | 2 962         | 1 413         | 1 537         | 2 957         | 3 187         | 5 338         | 3 216         | 41       |
| 8 827                | 3 719          | 3 449          | 1 659         | 7 248          | 850           | 1 579         | 764           | 809           | 1 600         | 2 008         | 3 235         | 1 985         | 42       |
| 3 992                | 1 457          | 1 800          | 734           | 3 099          | 266           | 893           | 418           | 468           | 880           | 841           | 1 386         | 885           | 43       |
| 1 878                | 637            | 822            | 419           | 1 388          | 159           | 490           | 230           | 260           | 477           | 338           | 717           | 346           | 44       |
| 26 901               | 9 987          | 11 048         | 5 866         | 20 857         | 2 528         | 6 044         | 2 678         | 3 338         | 5 520         | 6 559         | 9 459         | 5 362         | 45       |
| 11 608               | 4 547          | 4 632          | 2 428         | 8 906          | 961           | 2 702         | 1 215         | 1 467         | 2 280         | 2 873         | 4 013         | 2 443         | 46       |
| 5 799                | 2 545          | 2 244          | 1 010         | 4 654          | 408           | 1 145         | 533           | 602           | 1 037         | 1 485         | 2 066         | 1 211         | 47       |
| 3 444                | 1 211          | 1 427          | 806           | 2 515          | 319           | 929           | 437           | 488           | 712           | 827           | 1 139         | 767           | 48       |
| 2 365                | 791            | 962            | 612           | 1 736          | 234           | 628           | 244           | 378           | 530           | 561           | 808           | 465           | 49       |
| 15 293               | 5 440          | 6 415          | 3 438         | 11 951         | 1 567         | 3 342         | 1 463         | 1 871         | 3 240         | 3 686         | 5 447         | 2 920         | 50       |
| 3 951                | 1 793          | 1 586          | 572           | 3 395          | 287           | 556           | 267           | 285           | 805           | 916           | 1 413         | 818           | 51       |
| 4 084                | 1 509          | 1 722          | 853           | 3 126          | 339           | 958           | 444           | 514           | 828           | 930           | 1 494         | 833           | 52       |
| 7 258                | 2 139          | 3 106          | 2 013         | 5 430          | 940           | 1 828         | 753           | 1 072         | 1 608         | 1 841         | 2 540         | 1 268         | 53       |
| 37 272               | 10 781         | 18 667         | 7 824         | 26 209         | 2 608         | 11 063        | 5 788         | 5 216         | 6 865         | 8 506         | 13 097        | 8 805         | 54       |
| 25 831               | 6 355          | 13 990         | 5 485         | 17 299         | 1 595         | 8 532         | 4 588         | 3 891         | 4 778         | 5 965         | 8 986         | 6 102         | 55       |
| 3 876                | 1 072          | 2 049          | 755           | 2 759          | 276           | 1 117         | 624           | 479           | 695           | 859           | 1 398         | 924           | 56       |
| 4 416                | 1 166          | 2 352          | 898           | 2 947          | 214           | 1 468         | 767           | 684           | 764           | 878           | 1 609         | 1 164         | 57       |
| 2 377                | 644            | 1 298          | 435           | 1 723          | 164           | 654           | 378           | 271           | 443           | 580           | 732           | 622           | 58       |
| 1 203                | 327            | 620            | 256           | 849            | 66            | 354           | 165           | 190           | 198           | 297           | 390           | 318           | 59       |
| 13 959               | 3 146          | 7 671          | 3 141         | 9 021          | 875           | 4 938         | 2 654         | 2 267         | 2 677         | 3 351         | 4 857         | 3 074         | 60       |
| 4 825                | 1 843          | 1 960          | 1 022         | 3 705          | 429           | 1 120         | 522           | 594           | 924           | 1 070         | 1 644         | 1 187         | 61       |
| 876                  | 348            | 338            | 190           | 671            | 96            | 205           | 108           | 95            | 157           | 189           | 303           | 227           | 62       |
| 741                  | 246            | 334            | 161           | 549            | 59            | 192           | 90            | 102           | 119           | 159           | 268           | 194           | 63       |
| 328                  | 153            | 106            | 70            | 271            | 29            | 57            | 16            | 41            | 53            | 71            | 124           | 80            | 64       |
| 235                  | 116            | 66             | 53            | 192            | 26            | 44            | 17            | 27            | 38            | 56            | 57            | 84            | 65       |
| 2 644                | 979            | 1 117          | 549           | 2 022          | 220           | 623           | 292           | 329           | 557           | 594           | 891           | 602           | 66       |
| 6 616                | 2 583          | 2 717          | 1 316         | 5 205          | 585           | 1 411         | 678           | 731           | 1 163         | 1 471         | 2 467         | 1 515         | 67       |
| 808                  | 336            | 308            | 164           | 670            | 84            | 138           | 57            | 80            | 137           | 170           | 307           | 193           | 68       |
| 937                  | 432            | 341            | 164           | 779            | 79            | 158           | 73            | 85            | 201           | 207           | 337           | 191           | 69       |
| 282                  | 158            | 61             | 64            | 247            | 34            | 36            | 6             | 30            | 24            | 91            | 115           | 53            | 70       |
| 234                  | 119            | 68             | 47            | 196            | 27            | 38            | 19            | 20            | 44            | 49            | 93            | 49            | 71       |
| 4 355                | 1 538          | 1 940          | 877           | 3 314          | 361           | 1 041         | 523           | 516           | 756           | 954           | 1 615         | 1 029         | 72       |
| 65 530               | 20 350         | 30 113         | 15 067        | 47 050         | 5 303         | 18 481        | 8 632         | 9 764         | 13 093        | 15 854        | 23 292        | 13 291        | 73       |
| 27 969               | 6 283          | 14 393         | 7 293         | 17 728         | 1 969         | 10 241        | 4 877         | 5 324         | 5 288         | 6 940         | 10 198        | 5 543         | 74       |
| 10 882               | 4 175          | 4 775          | 1 931         | 8 651          | 819           | 2 230         | 1 099         | 1 113         | 2 328         | 2 399         | 3 700         | 2 454         | 75       |
| 26 679               | 9 891          | 10 945         | 5 842         | 20 670         | 2 516         | 6 010         | 2 656         | 3 326         | 5 477         | 6 514         | 9 394         | 5 294         | 76       |

**Table 2-9. Household Composition—Occupied Units—Con.**

[Numbers in thousands. Consistent with the 1990 Census. ... means not applicable or sample too small. — means zero or rounds to zero]

|  | Characteristics  | Total occupied units | Tenure      |              | Housing unit characteristics |              |                   |              | Household characteristics |              |                             |                    |                     |
|--|--|----------------------|-------------|--------------|------------------------------|--------------|-------------------|--------------|---------------------------|--------------|-----------------------------|--------------------|---------------------|
|  |  |                      | Owner       | Renter       | New construction 4 years     | Mobile homes | Physical problems |              | Black                     | Hispanic     | Elderly (65 years and over) | Moved in past year | Below poverty level |
|  |  |                      |             |              |                              |              | Severe            | Moderate     |                           |              |                             |                    |                     |
| <b>Own Never Married Children Under 18 Years Old</b>     |  |                      |             |              |                              |              |                   |              |                           |              |                             |                    |                     |
| 1  | No own children under 18 years .....                       | 69 097               | 46 109      | 22 988       | 3 309                        | 4 459        | 1 394             | 3 240        | 8 166                     | 4 583        | 21 304                      | 11 224             | 9 566               |
| 2  | With own children under 18 years .....                     | 33 706               | 22 687      | 11 019       | 2 572                        | 2 326        | 658               | 1 586        | 4 770                     | 4 458        | 119                         | 6 223              | 4 697               |
| 3  | Under 6 years only .....                                   | 7 769                | 4 339       | 3 431        | 717                          | 500          | 158               | 354          | 948                       | 1 098        | 7                           | 2 364              | 1 110               |
| 4  | 1 .....  | 5 014                | 2 698       | 2 316        | 443                          | 372          | 93                | 250          | 649                       | 650          | 7                           | 1 591              | 630                 |
| 5  | 2 .....  | 2 371                | 1 436       | 934          | 220                          | 110          | 50                | 89           | 246                       | 379          | —                           | 660                | 369                 |
| 6  | 3 or more .....  | 385                  | 204         | 181          | 54                           | 18           | 15                | 15           | 53                        | 69           | —                           | 113                | 111                 |
| 7  | 6 to 17 years only .....                                   | 19 264               | 14 100      | 5 164        | 1 289                        | 1 248        | 344               | 842          | 2 748                     | 2 186        | 107                         | 2 557              | 2 239               |
| 8  | 1 .....  | 9 260                | 6 699       | 2 561        | 629                          | 650          | 167               | 390          | 1 419                     | 915          | 89                          | 1 197              | 909                 |
| 9  | 2 .....  | 7 101                | 5 394       | 1 707        | 505                          | 475          | 106               | 255          | 851                       | 823          | 12                          | 917                | 775                 |
| 10   | 3 or more .....  | 2 904                | 2 007       | 897          | 155                          | 124          | 71                | 197          | 477                       | 448          | 6                           | 444                | 555                 |
| 11   | Both age groups .....                                      | 6 673                | 4 248       | 2 424        | 566                          | 577          | 156               | 390          | 1 074                     | 1 174        | 5                           | 1 302              | 1 349               |
| 12   | 2 .....  | 3 274                | 2 167       | 1 106        | 313                          | 339          | 51                | 134          | 494                       | 473          | —                           | 617                | 531                 |
| 13   | 3 or more .....  | 3 399                | 2 081       | 1 318        | 254                          | 238          | 104               | 256          | 580                       | 701          | 5                           | 685                | 818                 |
| <b>Persons Other Than Spouse or Children<sup>1</sup></b> |  |                      |             |              |                              |              |                   |              |                           |              |                             |                    |                     |
| 14   | With other relatives .....                                 | 20 661               | 15 625      | 5 036        | 943                          | 1 139        | 385               | 988          | 3 585                     | 2 740        | 3 471                       | 2 124              | 2 575               |
| 15   | Single adult offspring 18 to 29 .....                      | 11 349               | 9 016       | 2 333        | 476                          | 519          | 173               | 486          | 1 730                     | 1 322        | 403                         | 934                | 1 037               |
| 16   | Single adult offspring 30 years of age or over .....       | 3 592                | 3 003       | 589          | 129                          | 219          | 81                | 160          | 751                       | 376          | 2 153                       | 211                | 548                 |
| 17   | Households with three generations .....                    | 2 755                | 2 022       | 732          | 153                          | 170          | 54                | 164          | 692                       | 549          | 478                         | 297                | 492                 |
| 18   | Households with 1 subfamily .....                          | 2 139                | 1 551       | 589          | 123                          | 134          | 42                | 147          | 489                       | 501          | 456                         | 267                | 412                 |
| 19   | Subfamily householder age under 30 .....                   | 1 092                | 697         | 395          | 56                           | 66           | 27                | 88           | 314                       | 282          | 74                          | 164                | 235                 |
| 20   | 30 to 64 .....   | 966                  | 777         | 189          | 63                           | 68           | 14                | 57           | 172                       | 209          | 380                         | 98                 | 174                 |
| 21   | 65 and over .....  | 81                   | 77          | 4            | —                            | —            | —                 | 3            | 4                         | 10           | 2                           | 4                  | 3                   |
| 22   | Households with 2 or more subfamilies .....                | 79                   | 51          | 28           | 3                            | —            | —                 | 7            | 14                        | 30           | 7                           | 11                 | 14                  |
| 23   | Households with other types of relatives .....             | 6 795                | 4 504       | 2 292        | 375                          | 435          | 157               | 396          | 1 543                     | 1 219        | 1 190                       | 993                | 1 193               |
| 24   | With nonrelatives .....                                    | 8 825                | 3 751       | 5 074        | 406                          | 620          | 220               | 596          | 1 143                     | 1 012        | 412                         | 3 109              | 1 142               |
| 25   | Co-owners or co-renters .....                              | 3 089                | 745         | 2 343        | 205                          | 138          | 57                | 228          | 327                       | 285          | 98                          | 1 551              | 448                 |
| 26   | Lodgers .....  | 1 299                | 595         | 704          | 45                           | 66           | 29                | 83           | 135                       | 205          | 42                          | 400                | 116                 |
| 27   | Unrelated children, under 18 years old .....               | 999                  | 603         | 396          | 40                           | 103          | 21                | 74           | 162                       | 114          | 39                          | 263                | 163                 |
| 28   | Other nonrelatives .....                                   | 4 262                | 2 211       | 2 051        | 155                          | 400          | 133               | 256          | 623                       | 540          | 253                         | 1 144              | 540                 |
| 29   | One or more secondary families .....                       | 212                  | 140         | 72           | 5                            | 22           | 3                 | 13           | 29                        | 40           | 10                          | 40                 | 31                  |
| 30   | 2-person households, none related to each other .....      | 4 751                | 1 890       | 2 862        | 181                          | 260          | 107               | 343          | 535                       | 333          | 300                         | 1 788              | 517                 |
| 31   | 3-to-8-person households, none related to each other ..... | 762                  | 149         | 614          | 52                           | 47           | 19                | 42           | 66                        | 99           | 19                          | 386                | 111                 |
| <b>Educational Attainment of the Householder</b>         |  |                      |             |              |                              |              |                   |              |                           |              |                             |                    |                     |
| 32   | Less than 9th grade .....                                  | 6 848                | 4 090       | 2 758        | 197                          | 611          | 294               | 653          | 1 019                     | 2 125        | 3 637                       | 737                | 2 189               |
| 33   | 9th to 12th grade, no diploma .....                        | 11 779               | 6 760       | 5 019        | 532                          | 1 473        | 387               | 932          | 2 311                     | 1 628        | 3 500                       | 2 097              | 3 203               |
| 34   | High school graduate (includes equivalency) .....          | 33 396               | 22 956      | 10 439       | 1 588                        | 2 988        | 632               | 1 485        | 4 265                     | 2 417        | 7 384                       | 5 134              | 4 594               |
| 35   | Additional vocational training .....                       | 3 055                | 2 250       | 805          | 188                          | 217          | 61                | 94           | 364                       | 201          | 604                         | 419                | 313                 |
| 36   | Some college, no degree .....                              | 18 268               | 11 583      | 6 685        | 1 149                        | 1 032        | 339               | 776          | 2 528                     | 1 404        | 2 959                       | 3 730              | 2 273               |
| 37   | Associate degree .....                                     | 6 659                | 4 635       | 2 025        | 466                          | 338          | 82                | 231          | 830                       | 404          | 612                         | 1 179              | 560                 |
| 38   | Bachelor's degree .....                                    | 16 671               | 11 772      | 4 900        | 1 347                        | 289          | 176               | 529          | 1 366                     | 724          | 2 033                       | 3 214              | 1 014               |
| 39   | Graduate or professional degree .....                      | 9 181                | 6 999       | 2 182        | 602                          | 54           | 142               | 220          | 617                       | 340          | 1 297                       | 1 356              | 430                 |
| 40   | Percent high school graduate or higher .....               | 84.9                 | 87.5        | 79.5         | 90.8                         | 72.5         | 69.8              | 69.1         | 77.1                      | 60.7         | 69.5                        | 86.2               | 64.4                |
| 41   | Percent bachelor's degree or higher .....                  | 25.1                 | 27.3        | 20.8         | 33.1                         | 5.1          | 15.5              | 15.5         | 15.3                      | 11.8         | 15.5                        | 26.2               | 10.1                |
| <b>Year Householder Moved Into Unit</b>                  |  |                      |             |              |                              |              |                   |              |                           |              |                             |                    |                     |
| 42   | 2000 to 2004 .....   | —                    | —           | —            | —                            | —            | —                 | —            | —                         | —            | —                           | —                  | —                   |
| 43   | 1995 to 1999 .....   | 47 637               | 22 305      | 25 332       | 5 819                        | 3 659        | 987               | 2 621        | 6 949                     | 5 436        | 3 542                       | 17 447             | 7 489               |
| 44   | 1990 to 1994 .....   | 18 379               | 13 747      | 4 631        | 8                            | 1 472        | 374               | 799          | 2 132                     | 1 643        | 2 638                       | —                  | 2 181               |
| 45   | 1985 to 1989 .....   | 10 607               | 8 936       | 1 670        | 23                           | 769          | 182               | 379          | 1 086                     | 673          | 2 256                       | —                  | 1 126               |
| 46   | 1980 to 1984 .....   | 5 685                | 4 820       | 865          | 8                            | 397          | 97                | 203          | 555                       | 366          | 1 503                       | —                  | 590                 |
| 47   | 1975 to 1979 .....   | 6 176                | 5 582       | 594          | 11                           | 278          | 108               | 197          | 670                       | 338          | 1 919                       | —                  | 660                 |
| 48   | 1970 to 1974 .....   | 4 280                | 3 946       | 334          | 9                            | 156          | 82                | 170          | 523                       | 210          | 1 795                       | —                  | 557                 |
| 49   | 1960 to 1969 .....   | 5 525                | 5 170       | 355          | 3                            | 52           | 113               | 244          | 635                       | 212          | 3 700                       | —                  | 812                 |
| 50   | 1950 to 1959 .....   | 3 116                | 2 991       | 124          | —                            | 3            | 54                | 110          | 285                       | 129          | 2 796                       | —                  | 496                 |
| 51   | 1940 to 1949 .....   | 1 020                | 952         | 68           | —                            | —            | 30                | 73           | 73                        | 29           | 912                         | —                  | 250                 |
| 52   | 1939 or earlier .....                                      | 378                  | 345         | 34           | —                            | —            | 27                | 31           | 27                        | 6            | 362                         | —                  | 103                 |
| 53   | <b>Median</b> .....  | <b>1994</b>          | <b>1991</b> | <b>1995+</b> | <b>1995+</b>                 | <b>1995+</b> | <b>1994</b>       | <b>1995+</b> | <b>1995+</b>              | <b>1995+</b> | <b>1978</b>                 | <b>1995+</b>       | <b>1995+</b>        |
| <b>Household Moves and Formation in Last Year</b>        |  |                      |             |              |                              |              |                   |              |                           |              |                             |                    |                     |
| 54   | Total with a move in last year .....                       | 23 748               | 9 741       | 14 006       | 2 453                        | 1 517        | 480               | 1 402        | 3 521                     | 3 010        | 1 310                       | 17 447             | 4 072               |
| 55   | Household all moved here from one unit .....               | 14 964               | 5 089       | 9 875        | 1 841                        | 1 000        | 310               | 842          | 2 327                     | 1 800        | 857                         | 14 964             | 2 834               |
| 56   | Householder of previous unit did not move here .....       | —                    | —           | —            | —                            | —            | —                 | —            | —                         | —            | —                           | —                  | —                   |
| 57   | Householder of previous unit moved here .....              | —                    | —           | —            | —                            | —            | —                 | —            | —                         | —            | —                           | —                  | —                   |
| 58   | Householder of previous unit not reported .....            | —                    | —           | —            | —                            | —            | —                 | —            | —                         | —            | —                           | —                  | —                   |
| 59   | Household moved here from two or more units .....          | 2 090                | 407         | 1 682        | 168                          | 73           | 44                | 170          | 257                       | 263          | 31                          | 2 090              | 295                 |
| 60   | No previous householder moved here .....                   | —                    | —           | —            | —                            | —            | —                 | —            | —                         | —            | —                           | —                  | —                   |
| 61   | 1 previous householder moved here .....                    | —                    | —           | —            | —                            | —            | —                 | —            | —                         | —            | —                           | —                  | —                   |
| 62   | 2 or more previous householders moved here .....           | —                    | —           | —            | —                            | —            | —                 | —            | —                         | —            | —                           | —                  | —                   |
| 63   | Previous householder(s) not reported .....                 | —                    | —           | —            | —                            | —            | —                 | —            | —                         | —            | —                           | —                  | —                   |
| 64   | Some already here, rest moved in .....                     | 6 682                | 4 240       | 2 442        | 445                          | 444          | 122               | 390          | 938                       | 946          | 418                         | 381                | 941                 |
| 65   | No previous householder moved here .....                   | —                    | —           | —            | —                            | —            | —                 | —            | —                         | —            | —                           | —                  | —                   |
| 66   | 1 or more previous householders moved here .....           | —                    | —           | —            | —                            | —            | —                 | —            | —                         | —            | —                           | —                  | —                   |
| 67   | Previous householder(s) not reported .....                 | —                    | —           | —            | —                            | —            | —                 | —            | —                         | —            | —                           | —                  | —                   |
| 68   | Number of previous units not reported .....                | 10                   | 5           | 5            | —                            | —            | 3                 | —            | —                         | —            | 4                           | 10                 | 2                   |

<sup>1</sup>Figures may not add to total because more than one category may apply to a unit.

| Total occupied units | In MSAs        |             | Outside MSAs | Urban       |              | Rural       |             |              | Regions     |             |             |              |           |
|----------------------|----------------|-------------|--------------|-------------|--------------|-------------|-------------|--------------|-------------|-------------|-------------|--------------|-----------|
|                      | Central cities | Suburbs     |              | Total       | Outside MSAs | Total       | Suburbs     | Outside MSAs | Northeast   | Midwest     | South       | West         |           |
| 69 097               | 21 554         | 31 733      | 15 809       | 49 665      | 5 549        | 19 431      | 9 077       | 10 260       | 13 745      | 16 512      | 24 682      | 14 158       | 1         |
| 33 706               | 9 577          | 17 047      | 7 082        | 23 593      | 2 363        | 10 112      | 5 343       | 4 719        | 6 214       | 7 848       | 11 707      | 7 938        | 2         |
| 7 769                | 2 410          | 3 810       | 1 549        | 5 737       | 617          | 2 033       | 1 087       | 932          | 1 357       | 1 837       | 2 688       | 1 887        | 3         |
| 5 014                | 1 565          | 2 437       | 1 012        | 3 697       | 404          | 1 317       | 700         | 608          | 888         | 1 142       | 1 817       | 1 167        | 4         |
| 2 371                | 711            | 1 180       | 480          | 1 730       | 180          | 641         | 339         | 300          | 394         | 590         | 769         | 618          | 5         |
| 385                  | 134            | 193         | 57           | 310         | 33           | 75          | 49          | 24           | 76          | 105         | 102         | 102          | 6         |
| 19 264               | 5 118          | 9 945       | 4 201        | 13 142      | 1 348        | 6 122       | 3 249       | 2 853        | 3 657       | 4 606       | 6 665       | 4 336        | 7         |
| 9 260                | 2 449          | 4 720       | 2 091        | 6 314       | 688          | 2 946       | 1 536       | 1 403        | 1 782       | 2 121       | 3 333       | 2 023        | 8         |
| 7 101                | 1 839          | 3 761       | 1 500        | 4 794       | 477          | 2 307       | 1 275       | 1 023        | 1 332       | 1 754       | 2 395       | 1 620        | 9         |
| 2 904                | 830            | 1 464       | 610          | 2 035       | 182          | 868         | 438         | 428          | 542         | 731         | 938         | 693          | 10        |
| 6 673                | 2 049          | 3 292       | 1 332        | 4 714       | 398          | 1 958       | 1 007       | 934          | 1 200       | 1 404       | 2 353       | 1 715        | 11        |
| 3 274                | 953            | 1 654       | 666          | 2 241       | 195          | 1 033       | 549         | 471          | 603         | 643         | 1 249       | 779          | 12        |
| 3 399                | 1 096          | 1 637       | 665          | 2 473       | 202          | 925         | 458         | 463          | 597         | 761         | 1 104       | 936          | 13        |
| 20 661               | 6 299          | 10 217      | 4 146        | 14 922      | 1 250        | 5 739       | 2 829       | 2 896        | 4 509       | 4 545       | 7 069       | 4 537        | 14        |
| 11 349               | 3 204          | 5 817       | 2 328        | 8 057       | 670          | 3 292       | 1 628       | 1 658        | 2 526       | 2 813       | 3 667       | 2 344        | 15        |
| 3 592                | 1 135          | 1 758       | 699          | 2 651       | 230          | 941         | 472         | 469          | 865         | 703         | 1 324       | 699          | 16        |
| 2 755                | 959            | 1 307       | 489          | 2 051       | 156          | 704         | 368         | 333          | 593         | 479         | 956         | 726          | 17        |
| 2 139                | 725            | 1 019       | 396          | 1 616       | 132          | 523         | 257         | 264          | 409         | 379         | 748         | 603          | 18        |
| 1 092                | 417            | 486         | 190          | 850         | 77           | 242         | 127         | 113          | 182         | 221         | 393         | 296          | 19        |
| 966                  | 276            | 430         | 200          | 699         | 55           | 267         | 122         | 145          | 201         | 152         | 341         | 272          | 20        |
| 81                   | 33             | 43          | 6            | 67          | -            | 14          | 8           | 6            | 26          | 6           | 14          | 36           | 21        |
| 79                   | 47             | 23          | 9            | 71          | 3            | 7           | 1           | 6            | 6           | 6           | 24          | 43           | 22        |
| 6 795                | 2 384          | 3 162       | 1 249        | 5 077       | 392          | 1 719       | 856         | 858          | 1 390       | 1 230       | 2 480       | 1 696        | 23        |
| 8 825                | 3 418          | 3 806       | 1 601        | 6 965       | 684          | 1 860       | 925         | 917          | 1 711       | 2 030       | 2 717       | 2 367        | 24        |
| 3 089                | 1 314          | 1 293       | 481          | 2 615       | 278          | 474         | 269         | 203          | 588         | 763         | 849         | 889          | 25        |
| 1 299                | 586            | 579         | 134          | 1 127       | 55           | 171         | 86          | 80           | 206         | 249         | 348         | 496          | 26        |
| 999                  | 279            | 449         | 271          | 670         | 75           | 329         | 128         | 197          | 194         | 249         | 299         | 257          | 27        |
| 4 262                | 1 509          | 1 844       | 909          | 3 164       | 344          | 1 098       | 522         | 566          | 884         | 964         | 1 443       | 970          | 28        |
| 212                  | 53             | 102         | 57           | 143         | 10           | 69          | 22          | 47           | 48          | 52          | 57          | 55           | 29        |
| 4 751                | 1 899          | 2 067       | 786          | 3 862       | 391          | 890         | 482         | 394          | 928         | 1 107       | 1 512       | 1 204        | 30        |
| 762                  | 370            | 308         | 84           | 687         | 56           | 76          | 43          | 28           | 156         | 166         | 213         | 228          | 31        |
| 6 848                | 2 332          | 2 479       | 2 038        | 4 664       | 633          | 2 185       | 775         | 1 405        | 1 129       | 1 162       | 3 092       | 1 466        | 32        |
| 11 779               | 3 873          | 4 669       | 3 237        | 7 968       | 1 015        | 3 811       | 1 580       | 2 222        | 2 342       | 2 675       | 4 643       | 2 119        | 33        |
| 33 396               | 8 640          | 15 677      | 9 078        | 21 969      | 2 941        | 11 427      | 5 249       | 6 137        | 6 946       | 9 087       | 11 513      | 5 850        | 34        |
| 3 055                | 801            | 1 504       | 749          | 2 041       | 251          | 1 013       | 515         | 498          | 569         | 909         | 962         | 614          | 35        |
| 18 268               | 6 038          | 8 620       | 3 610        | 13 696      | 1 355        | 4 572       | 2 276       | 2 256        | 2 611       | 4 249       | 6 624       | 4 784        | 36        |
| 6 659                | 1 975          | 3 435       | 1 250        | 4 860       | 504          | 1 800       | 1 038       | 745          | 1 255       | 1 615       | 2 152       | 1 637        | 37        |
| 16 671               | 5 358          | 8 953       | 2 360        | 12 890      | 912          | 3 782       | 2 307       | 1 448        | 3 453       | 3 668       | 5 419       | 4 131        | 38        |
| 9 181                | 2 916          | 4 947       | 1 317        | 7 213       | 552          | 1 968       | 1 195       | 766          | 2 222       | 1 903       | 2 946       | 2 109        | 39        |
| 84.9                 | 82.6           | 88.4        | 80.2         | 85.5        | 82.3         | 83.1        | 87.2        | 79.1         | 85.5        | 88.0        | 81.4        | 86.6         | 40        |
| 25.1                 | 26.6           | 28.5        | 16.1         | 27.4        | 18.5         | 19.5        | 24.3        | 14.8         | 28.4        | 22.9        | 23.0        | 28.2         | 41        |
| 47 637               | 16 339         | 21 931      | 9 367        | 36 050      | 3 704        | 11 587      | 5 853       | 5 664        | 7 680       | 10 616      | 17 433      | 11 909       | 42        |
| 18 379               | 5 187          | 9 111       | 4 080        | 12 579      | 1 301        | 5 800       | 2 986       | 2 779        | 3 486       | 4 433       | 6 664       | 3 796        | 44        |
| 10 607               | 2 690          | 5 432       | 2 485        | 7 102       | 788          | 3 505       | 1 796       | 1 697        | 2 268       | 2 647       | 3 595       | 2 096        | 45        |
| 5 685                | 1 422          | 2 849       | 1 414        | 3 661       | 369          | 2 024       | 965         | 1 045        | 1 485       | 1 307       | 1 885       | 1 008        | 46        |
| 6 176                | 1 595          | 2 884       | 1 697        | 4 045       | 512          | 2 132       | 944         | 1 185        | 1 328       | 1 600       | 2 045       | 1 143        | 47        |
| 4 280                | 1 041          | 2 058       | 1 181        | 2 797       | 346          | 1 483       | 643         | 835          | 981         | 1 096       | 1 516       | 687          | 48        |
| 5 525                | 1 639          | 2 538       | 1 348        | 3 961       | 480          | 1 563       | 693         | 868          | 1 410       | 1 418       | 1 853       | 843          | 49        |
| 3 116                | 871            | 1 431       | 814          | 2 224       | 263          | 892         | 338         | 550          | 881         | 822         | 960         | 452          | 50        |
| 1 020                | 257            | 411         | 353          | 634         | 102          | 387         | 136         | 250          | 324         | 268         | 320         | 108          | 51        |
| 378                  | 90             | 136         | 152          | 206         | 47           | 172         | 67          | 105          | 116         | 93          | 116         | 53           | 52        |
| <b>1994</b>          | <b>1995+</b>   | <b>1994</b> | <b>1992</b>  | <b>1995</b> | <b>1994</b>  | <b>1992</b> | <b>1993</b> | <b>1992</b>  | <b>1992</b> | <b>1993</b> | <b>1994</b> | <b>1995+</b> | <b>53</b> |
| 23 748               | 8 619          | 10 716      | 4 413        | 18 519      | 1 962        | 5 229       | 2 743       | 2 451        | 3 674       | 5 331       | 8 577       | 6 166        | 54        |
| 14 964               | 5 511          | 6 706       | 2 747        | 11 786      | 1 298        | 3 178       | 1 708       | 1 449        | 2 181       | 3 287       | 5 675       | 3 820        | 55        |
| ...                  | ...            | ...         | ...          | ...         | ...          | ...         | ...         | ...          | ...         | ...         | ...         | ...          | 56        |
| ...                  | ...            | ...         | ...          | ...         | ...          | ...         | ...         | ...          | ...         | ...         | ...         | ...          | 57        |
| ...                  | ...            | ...         | ...          | ...         | ...          | ...         | ...         | ...          | ...         | ...         | ...         | ...          | 58        |
| 2 090                | 909            | 807         | 374          | 1 767       | 204          | 322         | 147         | 170          | 306         | 520         | 660         | 604          | 59        |
| ...                  | ...            | ...         | ...          | ...         | ...          | ...         | ...         | ...          | ...         | ...         | ...         | ...          | 60        |
| ...                  | ...            | ...         | ...          | ...         | ...          | ...         | ...         | ...          | ...         | ...         | ...         | ...          | 61        |
| ...                  | ...            | ...         | ...          | ...         | ...          | ...         | ...         | ...          | ...         | ...         | ...         | ...          | 62        |
| ...                  | ...            | ...         | ...          | ...         | ...          | ...         | ...         | ...          | ...         | ...         | ...         | ...          | 63        |
| 6 682                | 2 199          | 3 199       | 1 284        | 4 963       | 461          | 1 719       | 887         | 823          | 1 185       | 1 519       | 2 238       | 1 740        | 64        |
| ...                  | ...            | ...         | ...          | ...         | ...          | ...         | ...         | ...          | ...         | ...         | ...         | ...          | 65        |
| ...                  | ...            | ...         | ...          | ...         | ...          | ...         | ...         | ...          | ...         | ...         | ...         | ...          | 66        |
| ...                  | ...            | ...         | ...          | ...         | ...          | ...         | ...         | ...          | ...         | ...         | ...         | ...          | 67        |
| 10                   | -              | 1           | 9            | -           | -            | 10          | 1           | 9            | 1           | 5           | 4           | -            | 68        |



**Table 2-10. Previous Unit of Recent Movers—Occupied Units**

[Numbers in thousands. Consistent with the 1990 Census. ... means not applicable or sample too small. – means zero or rounds to zero]

| Characteristics  | Total occupied units | Tenure       |               | Housing unit characteristics |              |                   |              | Household characteristics |              |                             |                    |                     |  |
|--|----------------------|--------------|---------------|------------------------------|--------------|-------------------|--------------|---------------------------|--------------|-----------------------------|--------------------|---------------------|--|
|  |                      | Owner        | Renter        | New construction 4 years     | Mobile homes | Physical problems |              | Black                     | Hispanic     | Elderly (65 years and over) | Moved in past year | Below poverty level |  |
|  |                      |              |               |                              |              | Severe            | Moderate     |                           |              |                             |                    |                     |  |
| <b>HOUSEHOLDER MOVED DURING PAST YEAR FROM WITHIN THE UNITED STATES.</b> |                      |              |               |                              |              |                   |              |                           |              |                             |                    |                     |  |
| <b>1 Total</b> .....   | <b>16 922</b>        | <b>5 573</b> | <b>11 349</b> | <b>2 012</b>                 | <b>1 103</b> | <b>338</b>        | <b>1 012</b> | <b>2 578</b>              | <b>1 972</b> | <b>897</b>                  | <b>16 922</b>      | <b>3 076</b>        |  |
| <b>Structure Type of Previous Residence</b>                              |                      |              |               |                              |              |                   |              |                           |              |                             |                    |                     |  |
| 2 Moved from within United States .....                                  | 16 922               | 5 573        | 11 349        | 2 012                        | 1 103        | 338               | 1 012        | 2 578                     | 1 972        | 897                         | 16 922             | 3 076               |  |
| 3 House .....  | 8 322                | 3 416        | 4 906         | 1 179                        | 499          | 149               | 429          | 1 046                     | 800          | 515                         | 8 322              | 1 293               |  |
| 4 Apartment .....  | 6 722                | 1 499        | 5 223         | 577                          | 263          | 151               | 469          | 1 327                     | 1 037        | 252                         | 6 722              | 1 323               |  |
| 5 Mobile home .....  | 858                  | 369          | 489           | 151                          | 284          | 9                 | 43           | 45                        | 51           | 72                          | 858                | 188                 |  |
| 6 Other .....  | 575                  | 155          | 420           | 57                           | 18           | 20                | 45           | 68                        | 53           | 28                          | 575                | 143                 |  |
| 7 Not reported .....   | 446                  | 135          | 310           | 48                           | 40           | 9                 | 25           | 92                        | 30           | 29                          | 446                | 129                 |  |
| <b>Tenure of Previous Residence</b>                                      |                      |              |               |                              |              |                   |              |                           |              |                             |                    |                     |  |
| 8 House, apartment, mobile home in United States .....                   | 15 902               | 5 283        | 10 619        | 1 907                        | 1 045        | 309               | 942          | 2 418                     | 1 888        | 839                         | 15 902             | 2 804               |  |
| 9 Owner occupied .....   | 5 430                | 2 864        | 2 566         | 1 034                        | 433          | 60                | 222          | 515                       | 357          | 527                         | 5 430              | 701                 |  |
| 10 Renter occupied .....   | 10 472               | 2 419        | 8 053         | 873                          | 613          | 249               | 720          | 1 903                     | 1 531        | 312                         | 10 472             | 2 103               |  |
| <b>Persons — Previous Residence</b>                                      |                      |              |               |                              |              |                   |              |                           |              |                             |                    |                     |  |
| 11 House, apartment, mobile home in United States .....                  | 15 902               | 5 283        | 10 619        | 1 907                        | 1 045        | 309               | 942          | 2 418                     | 1 888        | 839                         | 15 902             | 2 804               |  |
| 12 1 person .....  | 2 432                | 679          | 1 753         | 239                          | 121          | 55                | 169          | 381                       | 141          | 317                         | 2 432              | 384                 |  |
| 13 2 persons .....   | 4 482                | 1 643        | 2 839         | 554                          | 318          | 63                | 201          | 543                       | 374          | 391                         | 4 482              | 606                 |  |
| 14 3 persons .....   | 3 256                | 1 096        | 2 160         | 464                          | 225          | 62                | 228          | 495                       | 349          | 51                          | 3 256              | 539                 |  |
| 15 4 persons .....   | 2 690                | 960          | 1 731         | 347                          | 174          | 56                | 126          | 459                       | 368          | 38                          | 2 690              | 537                 |  |
| 16 5 persons .....   | 1 352                | 450          | 903           | 128                          | 94           | 45                | 77           | 225                       | 257          | 10                          | 1 352              | 263                 |  |
| 17 6 persons .....   | 527                  | 170          | 357           | 64                           | 29           | 17                | 51           | 103                       | 133          | 14                          | 527                | 144                 |  |
| 18 7 persons or more .....   | 429                  | 95           | 334           | 40                           | 33           | –                 | 45           | 86                        | 146          | 11                          | 429                | 149                 |  |
| 19 Not reported .....  | 734                  | 191          | 543           | 72                           | 51           | 11                | 45           | 126                       | 121          | 7                           | 734                | 181                 |  |
| <b>Previous Home Owned or Rented by Someone Who Moved Here</b>           |                      |              |               |                              |              |                   |              |                           |              |                             |                    |                     |  |
| 20 House, apartment, mobile home in United States .....                  | 15 902               | 5 283        | 10 619        | 1 907                        | 1 045        | 309               | 942          | 2 418                     | 1 888        | 839                         | 15 902             | 2 804               |  |
| 21 Owned or rented by a mover .....                                      | 12 742               | 4 751        | 7 991         | 1 664                        | 857          | 241               | 690          | 1 876                     | 1 472        | 764                         | 12 742             | 2 024               |  |
| 22 Owned or rented by other .....  | 2 817                | 430          | 2 387         | 200                          | 167          | 61                | 228          | 482                       | 378          | 69                          | 2 817              | 687                 |  |
| 23 By a relative .....   | 1 969                | 304          | 1 664         | 139                          | 121          | 39                | 159          | 350                       | 270          | 50                          | 1 969              | 509                 |  |
| 24 By a nonrelative .....  | 838                  | 125          | 712           | 61                           | 46           | 21                | 67           | 132                       | 104          | 19                          | 838                | 175                 |  |
| 25 Not reported .....  | 10                   | –            | 10            | –                            | –            | –                 | 3            | –                         | 4            | –                           | 10                 | 3                   |  |
| 26 Not reported .....  | 343                  | 103          | 241           | 43                           | 22           | 7                 | 24           | 60                        | 38           | 6                           | 343                | 93                  |  |
| <b>Change in Housing Costs</b>   |                      |              |               |                              |              |                   |              |                           |              |                             |                    |                     |  |
| 27 House, apartment, mobile home in United States .....                  | 15 902               | 5 283        | 10 619        | 1 907                        | 1 045        | 309               | 942          | 2 418                     | 1 888        | 839                         | 15 902             | 2 804               |  |
| 28 Increased with move .....   | 8 741                | 3 312        | 5 428         | 1 246                        | 407          | 153               | 489          | 1 278                     | 1 010        | 300                         | 8 741              | 1 311               |  |
| 29 Decreased .....   | 3 423                | 897          | 2 525         | 266                          | 332          | 83                | 228          | 518                       | 414          | 238                         | 3 423              | 689                 |  |
| 30 Stayed about the same .....   | 3 138                | 884          | 2 254         | 313                          | 256          | 69                | 187          | 514                       | 387          | 259                         | 3 138              | 638                 |  |
| 31 Don't know .....  | 486                  | 151          | 335           | 71                           | 48           | 5                 | 36           | 87                        | 68           | 43                          | 486                | 129                 |  |
| 32 Not reported .....  | 116                  | 39           | 77            | 11                           | 2            | –                 | 2            | 21                        | 9            | –                           | 116                | 37                  |  |

| Total occupied units | In MSAs        |              | Outside MSAs | Urban         |              | Rural        |              |              | Regions      |              |              |              |          |
|----------------------|----------------|--------------|--------------|---------------|--------------|--------------|--------------|--------------|--------------|--------------|--------------|--------------|----------|
|                      | Central cities | Suburbs      |              | Total         | Outside MSAs | Total        | Suburbs      | Outside MSAs | Northeast    | Midwest      | South        | West         |          |
| <b>16 922</b>        | <b>6 271</b>   | <b>7 475</b> | <b>3 176</b> | <b>13 366</b> | <b>1 503</b> | <b>3 557</b> | <b>1 860</b> | <b>1 673</b> | <b>2 440</b> | <b>3 831</b> | <b>6 269</b> | <b>4 382</b> | <b>1</b> |
| 16 922               | 6 271          | 7 475        | 3 176        | 13 366        | 1 503        | 3 557        | 1 860        | 1 673        | 2 440        | 3 831        | 6 269        | 4 382        | 2        |
| 8 322                | 2 640          | 3 905        | 1 776        | 6 198         | 759          | 2 124        | 1 090        | 1 017        | 1 078        | 2 005        | 3 076        | 2 163        | 3        |
| 6 722                | 3 126          | 2 808        | 789          | 5 944         | 485          | 778          | 468          | 304          | 1 109        | 1 460        | 2 373        | 1 780        | 4        |
| 858                  | 103            | 327          | 429          | 416           | 179          | 442          | 193          | 249          | 75           | 167          | 432          | 185          | 5        |
| 575                  | 231            | 247          | 97           | 482           | 58           | 93           | 54           | 39           | 115          | 108          | 188          | 163          | 6        |
| 446                  | 172            | 188          | 86           | 326           | 22           | 120          | 56           | 64           | 62           | 92           | 200          | 91           | 7        |
| 15 902               | 5 868          | 7 040        | 2 994        | 12 558        | 1 424        | 3 344        | 1 750        | 1 570        | 2 262        | 3 631        | 5 881        | 4 128        | 8        |
| 5 430                | 1 504          | 2 757        | 1 169        | 3 872         | 462          | 1 559        | 849          | 707          | 729          | 1 399        | 2 083        | 1 220        | 9        |
| 10 472               | 4 364          | 4 283        | 1 825        | 8 686         | 962          | 1 785        | 901          | 863          | 1 534        | 2 232        | 3 798        | 2 908        | 10       |
| 15 902               | 5 868          | 7 040        | 2 994        | 12 558        | 1 424        | 3 344        | 1 750        | 1 570        | 2 262        | 3 631        | 5 881        | 4 128        | 11       |
| 2 432                | 1 062          | 954          | 416          | 2 026         | 226          | 407          | 214          | 191          | 363          | 617          | 875          | 577          | 12       |
| 4 482                | 1 635          | 2 031        | 816          | 3 530         | 389          | 952          | 515          | 427          | 621          | 1 044        | 1 678        | 1 139        | 13       |
| 3 256                | 1 035          | 1 508        | 713          | 2 536         | 352          | 720          | 356          | 361          | 459          | 725          | 1 252        | 819          | 14       |
| 2 690                | 940            | 1 249        | 501          | 2 023         | 234          | 667          | 396          | 267          | 433          | 586          | 1 015        | 656          | 15       |
| 1 352                | 505            | 584          | 263          | 1 021         | 86           | 331          | 150          | 176          | 191          | 340          | 419          | 402          | 16       |
| 527                  | 194            | 233          | 100          | 448           | 58           | 78           | 37           | 42           | 49           | 85           | 211          | 182          | 17       |
| 429                  | 202            | 172          | 55           | 381           | 27           | 48           | 19           | 28           | 32           | 82           | 139          | 176          | 18       |
| 734                  | 295            | 308          | 130          | 592           | 52           | 141          | 63           | 79           | 114          | 152          | 292          | 175          | 19       |
| 15 902               | 5 868          | 7 040        | 2 994        | 12 558        | 1 424        | 3 344        | 1 750        | 1 570        | 2 262        | 3 631        | 5 881        | 4 128        | 20       |
| 12 742               | 4 546          | 5 755        | 2 441        | 9 950         | 1 174        | 2 793        | 1 504        | 1 268        | 1 785        | 2 839        | 4 762        | 3 356        | 21       |
| 2 817                | 1 181          | 1 137        | 499          | 2 323         | 231          | 493          | 222          | 268          | 419          | 717          | 975          | 706          | 22       |
| 1 969                | 808            | 758          | 403          | 1 608         | 179          | 361          | 137          | 224          | 283          | 532          | 688          | 466          | 23       |
| 838                  | 369            | 372          | 96           | 708           | 52           | 130          | 83           | 44           | 133          | 182          | 287          | 235          | 24       |
| 10                   | 4              | 6            | -            | 8             | -            | 3            | 3            | -            | 3            | 2            | -            | 5            | 25       |
| 343                  | 142            | 148          | 54           | 285           | 19           | 58           | 24           | 35           | 59           | 75           | 144          | 66           | 26       |
| 15 902               | 5 868          | 7 040        | 2 994        | 12 558        | 1 424        | 3 344        | 1 750        | 1 570        | 2 262        | 3 631        | 5 881        | 4 128        | 27       |
| 8 741                | 3 262          | 4 081        | 1 398        | 7 034         | 668          | 1 707        | 958          | 730          | 1 223        | 2 079        | 3 079        | 2 359        | 28       |
| 3 423                | 1 230          | 1 432        | 761          | 2 623         | 375          | 799          | 412          | 385          | 468          | 735          | 1 294        | 926          | 29       |
| 3 138                | 1 164          | 1 279        | 695          | 2 431         | 319          | 707          | 328          | 375          | 438          | 668          | 1 266        | 766          | 30       |
| 486                  | 170            | 197          | 119          | 369           | 51           | 116          | 49           | 68           | 120          | 121          | 185          | 60           | 31       |
| 116                  | 43             | 50           | 22           | 101           | 10           | 15           | 3            | 12           | 13           | 29           | 57           | 17           | 32       |

**Table 2-11. Reasons for Move and Choice of Current Residence—Occupied Units**

[Numbers in thousands. Consistent with the 1990 Census. ... means not applicable or sample too small. — means zero or rounds to zero]

|          | Characteristics                                       | Total occupied units | Tenure       |               | Housing unit characteristics |              |                   |              | Household characteristics |              |                             |                    |                     |  |
|----------|---|----------------------|--------------|---------------|------------------------------|--------------|-------------------|--------------|---------------------------|--------------|-----------------------------|--------------------|---------------------|--|
|          |   |                      | Owner        | Renter        | New construction 4 years     | Mobile homes | Physical problems |              | Black                     | Hispanic     | Elderly (65 years and over) | Moved in past year | Below poverty level |  |
|          |   |                      |              |               |                              |              | Severe            | Moderate     |                           |              |                             |                    |                     |  |
| <b>1</b> | <b>RESPONDENT MOVED DURING PAST YEAR</b>              |                      |              |               |                              |              |                   |              |                           |              |                             |                    |                     |  |
|          | <b>Total</b> .....                                    | <b>17 825</b>        | <b>5 788</b> | <b>12 037</b> | <b>2 065</b>                 | <b>1 142</b> | <b>364</b>        | <b>1 057</b> | <b>2 700</b>              | <b>2 182</b> | <b>915</b>                  | <b>17 385</b>      | <b>3 220</b>        |  |
|          | <b>Reasons for Leaving Previous Unit<sup>1</sup></b>  |                      |              |               |                              |              |                   |              |                           |              |                             |                    |                     |  |
| 2        | Private displacement .....                            | 508                  | 98           | 410           | 25                           | 37           | 20                | 28           | 88                        | 75           | 16                          | 492                | 118                 |  |
| 3        | Owner to move into unit .....                         | 179                  | 15           | 164           | 2                            | 10           | 3                 | 12           | 46                        | 36           | 9                           | 174                | 45                  |  |
| 4        | To be converted to condominium or cooperative .....   | 17                   | 3            | 15            | —                            | —            | —                 | 2            | 4                         | 2            | —                           | 17                 | 2                   |  |
| 5        | Closed for repairs .....                              | 13                   | —            | 13            | —                            | 2            | —                 | 4            | 5                         | —            | —                           | 13                 | 2                   |  |
| 6        | Other .....   | 293                  | 80           | 213           | 23                           | 25           | 17                | 9            | 27                        | 37           | 7                           | 281                | 63                  |  |
| 7        | Not reported .....                                    | 6                    | —            | 6             | —                            | —            | —                 | —            | 6                         | —            | —                           | 6                  | 6                   |  |
| 8        | Government displacement .....                         | 112                  | 27           | 85            | 6                            | 8            | 7                 | 10           | 19                        | 14           | 8                           | 112                | 46                  |  |
| 9        | Government wanted building or land .....              | 26                   | 5            | 21            | —                            | 2            | —                 | 1            | 7                         | 3            | 3                           | 26                 | 13                  |  |
| 10       | Unit unfit for occupancy .....                        | 4                    | —            | 4             | —                            | 2            | —                 | 2            | 2                         | —            | —                           | 4                  | 4                   |  |
| 11       | Other .....   | 79                   | 19           | 59            | 6                            | 3            | 5                 | 8            | 9                         | 11           | 2                           | 79                 | 28                  |  |
| 12       | Not reported .....                                    | 2                    | —            | 2             | —                            | —            | —                 | —            | —                         | —            | —                           | 2                  | —                   |  |
| 13       | Disaster loss (fire, flood, etc.) .....               | 112                  | 40           | 72            | 4                            | 10           | 4                 | 3            | 36                        | 13           | 6                           | 110                | 20                  |  |
| 14       | New job or job transfer .....                         | 2 276                | 567          | 1 708         | 310                          | 84           | 28                | 137          | 220                       | 221          | 1                           | 2 228              | 181                 |  |
| 15       | To be closer to work/school/other .....               | 2 196                | 438          | 1 758         | 190                          | 55           | 37                | 155          | 262                       | 266          | 27                          | 2 136              | 415                 |  |
| 16       | Other, financial/employment related .....             | 929                  | 180          | 749           | 58                           | 57           | 31                | 57           | 164                       | 124          | 42                          | 892                | 148                 |  |
| 17       | To establish own household .....                      | 2 870                | 1 061        | 1 809         | 279                          | 183          | 39                | 204          | 537                       | 358          | 51                          | 2 844              | 539                 |  |
| 18       | Needed larger house or apartment .....                | 2 594                | 1 120        | 1 475         | 383                          | 124          | 45                | 116          | 436                       | 372          | 53                          | 2 568              | 358                 |  |
| 19       | Married .....   | 440                  | 182          | 258           | 53                           | 13           | 9                 | 19           | 43                        | 40           | 4                           | 370                | 30                  |  |
| 20       | Widowed, divorced or separated .....                  | 467                  | 169          | 298           | 72                           | 39           | 14                | 21           | 36                        | 38           | 42                          | 466                | 57                  |  |
| 21       | Other, family/person related .....                    | 1 807                | 537          | 1 271         | 178                          | 166          | 62                | 135          | 263                       | 233          | 205                         | 1 715              | 429                 |  |
| 22       | Wanted better home .....                              | 2 346                | 1 020        | 1 326         | 425                          | 145          | 35                | 111          | 402                       | 293          | 102                         | 2 305              | 380                 |  |
| 23       | Change from owner to renter .....                     | 193                  | —            | 193           | 13                           | 15           | 9                 | 12           | 30                        | 20           | 24                          | 185                | 25                  |  |
| 24       | Change from renter to owner .....                     | 1 032                | 1 032        | —             | 173                          | 123          | 14                | 15           | 94                        | 119          | 29                          | 1 032              | 83                  |  |
| 25       | Wanted lower rent or maintenance .....                | 1 043                | 210          | 833           | 75                           | 61           | 24                | 78           | 191                       | 167          | 75                          | 1 008              | 257                 |  |
| 26       | Other housing related reasons .....                   | 1 385                | 407          | 979           | 157                          | 78           | 37                | 111          | 209                       | 179          | 122                         | 1 361              | 307                 |  |
| 27       | Other .....   | 2 505                | 869          | 1 636         | 305                          | 226          | 55                | 157          | 326                       | 272          | 248                         | 2 456              | 533                 |  |
| 28       | Not reported .....                                    | 628                  | 215          | 413           | 55                           | 40           | 8                 | 31           | 120                       | 57           | 39                          | 612                | 173                 |  |
|          | <b>Main Reason for Leaving Previous Unit</b>          |                      |              |               |                              |              |                   |              |                           |              |                             |                    |                     |  |
| 29       | All reported reasons equal .....                      | 424                  | 146          | 279           | 70                           | 21           | 10                | 29           | 57                        | 78           | 16                          | 420                | 43                  |  |
| 30       | Private displacement .....                            | 210                  | 17           | 193           | 4                            | 19           | 10                | 11           | 43                        | 38           | 11                          | 202                | 57                  |  |
| 31       | Government displacement .....                         | 50                   | 12           | 38            | 2                            | 4            | 7                 | 5            | 19                        | 4            | 5                           | 50                 | 30                  |  |
| 32       | Disaster loss (fire, flood, etc.) .....               | 100                  | 33           | 67            | 4                            | 10           | 4                 | 3            | 36                        | 13           | 6                           | 98                 | 20                  |  |
| 33       | New job or job transfer .....                         | 2 011                | 507          | 1 504         | 287                          | 79           | 26                | 109          | 181                       | 198          | —                           | 1 975              | 152                 |  |
| 34       | To be closer to work/school/other .....               | 1 611                | 237          | 1 374         | 126                          | 31           | 28                | 111          | 187                       | 196          | 18                          | 1 559              | 343                 |  |
| 35       | Other, financial/employment related .....             | 553                  | 110          | 443           | 42                           | 41           | 19                | 37           | 106                       | 80           | 29                          | 530                | 81                  |  |
| 36       | To establish own household .....                      | 2 095                | 709          | 1 386         | 187                          | 131          | 34                | 155          | 443                       | 253          | 29                          | 2 075              | 443                 |  |
| 37       | Needed larger house or apartment .....                | 1 814                | 708          | 1 106         | 262                          | 82           | 28                | 88           | 310                       | 274          | 37                          | 1 794              | 275                 |  |
| 38       | Married, widowed, divorced, or separated .....        | 1 033                | 327          | 706           | 133                          | 64           | 18                | 42           | 100                       | 73           | 36                          | 946                | 118                 |  |
| 39       | Other, family/personal related .....                  | 1 350                | 388          | 961           | 146                          | 133          | 51                | 101          | 193                       | 174          | 176                         | 1 277              | 317                 |  |
| 40       | Wanted better home .....                              | 1 337                | 515          | 823           | 248                          | 94           | 17                | 65           | 258                       | 175          | 88                          | 1 317              | 234                 |  |
| 41       | Change from owner to renter or renter to owner .....  | 914                  | 791          | 123           | 135                          | 113          | 15                | 16           | 90                        | 114          | 42                          | 908                | 75                  |  |
| 42       | Wanted lower rent or maintenance .....                | 648                  | 116          | 532           | 43                           | 39           | 11                | 45           | 125                       | 114          | 64                          | 632                | 159                 |  |
| 43       | Other housing related reasons .....                   | 835                  | 246          | 589           | 91                           | 54           | 30                | 65           | 132                       | 114          | 98                          | 821                | 195                 |  |
| 44       | Other .....   | 1 952                | 647          | 1 305         | 210                          | 168          | 41                | 127          | 273                       | 190          | 219                         | 1 916              | 445                 |  |
| 45       | Not reported .....                                    | 887                  | 278          | 609           | 73                           | 59           | 16                | 48           | 149                       | 95           | 42                          | 866                | 228                 |  |
|          | <b>Choice of Present Neighborhood<sup>1</sup></b>     |                      |              |               |                              |              |                   |              |                           |              |                             |                    |                     |  |
| 46       | Convenient to job .....                               | 4 776                | 1 231        | 3 545         | 522                          | 191          | 69                | 296          | 656                       | 542          | 45                          | 4 688              | 462                 |  |
| 47       | Convenient to friends or relatives .....              | 3 699                | 1 210        | 2 490         | 401                          | 365          | 77                | 244          | 576                       | 540          | 315                         | 3 567              | 636                 |  |
| 48       | Convenient to leisure activities .....                | 1 441                | 553          | 888           | 179                          | 91           | 23                | 90           | 136                       | 114          | 110                         | 1 423              | 136                 |  |
| 49       | Convenient to public transportation .....             | 881                  | 209          | 672           | 44                           | 15           | 32                | 70           | 202                       | 119          | 50                          | 869                | 173                 |  |
| 50       | Good schools .....                                    | 2 197                | 874          | 1 323         | 297                          | 89           | 57                | 122          | 295                       | 291          | 13                          | 2 173              | 451                 |  |
| 51       | Other public services .....                           | 697                  | 181          | 517           | 60                           | 16           | 14                | 31           | 123                       | 88           | 43                          | 687                | 130                 |  |
| 52       | Looks/design of neighborhood .....                    | 4 497                | 2 125        | 2 372         | 784                          | 239          | 63                | 142          | 565                       | 468          | 267                         | 4 441              | 474                 |  |
| 53       | House was most important consideration .....          | 3 573                | 1 638        | 1 934         | 422                          | 137          | 44                | 171          | 507                       | 440          | 184                         | 3 521              | 569                 |  |
| 54       | Other .....   | 3 160                | 883          | 2 277         | 342                          | 238          | 99                | 272          | 481                       | 362          | 180                         | 3 049              | 785                 |  |
| 55       | Not reported .....                                    | 1 968                | 621          | 1 347         | 181                          | 155          | 39                | 119          | 357                       | 251          | 97                          | 1 921              | 486                 |  |
|          | <b>Main Reason for Choice of Present Neighborhood</b> |                      |              |               |                              |              |                   |              |                           |              |                             |                    |                     |  |
| 56       | All reported reasons equal .....                      | 636                  | 251          | 385           | 72                           | 15           | 12                | 27           | 80                        | 114          | 45                          | 626                | 79                  |  |
| 57       | Convenient to job .....                               | 3 277                | 623          | 2 654         | 311                          | 117          | 57                | 203          | 456                       | 368          | 33                          | 3 199              | 312                 |  |
| 58       | Convenient to friends or relatives .....              | 2 246                | 685          | 1 560         | 249                          | 283          | 55                | 143          | 362                       | 354          | 236                         | 2 140              | 449                 |  |
| 59       | Convenient to leisure activities .....                | 312                  | 117          | 195           | 47                           | 18           | 5                 | 15           | 23                        | 20           | 41                          | 302                | 44                  |  |
| 60       | Convenient to public transportation .....             | 189                  | 18           | 171           | 9                            | —            | 4                 | 22           | 60                        | 27           | 6                           | 186                | 52                  |  |
| 61       | Good schools .....                                    | 1 137                | 358          | 779           | 107                          | 36           | 37                | 61           | 148                       | 136          | —                           | 1 123              | 274                 |  |
| 62       | Other public services .....                           | 177                  | 28           | 149           | 9                            | 3            | 8                 | 13           | 36                        | 20           | 16                          | 177                | 51                  |  |
| 63       | Looks/design of neighborhood .....                    | 2 612                | 1 239        | 1 372         | 510                          | 179          | 38                | 84           | 358                       | 270          | 154                         | 2 577              | 291                 |  |
| 64       | House was most important consideration .....          | 2 491                | 1 091        | 1 400         | 276                          | 114          | 18                | 119          | 389                       | 297          | 122                         | 2 452              | 455                 |  |
| 65       | Other .....   | 2 771                | 750          | 2 021         | 294                          | 222          | 90                | 248          | 431                       | 323          | 166                         | 2 672              | 727                 |  |
| 66       | Not reported .....                                    | 1 978                | 627          | 1 351         | 181                          | 155          | 39                | 122          | 357                       | 254          | 97                          | 1 931              | 486                 |  |
|          | <b>Neighborhood Search</b>                            |                      |              |               |                              |              |                   |              |                           |              |                             |                    |                     |  |
| 67       | Looked at just this neighborhood .....                | 7 881                | 2 276        | 5 605         | 873                          | 747          | 177               | 470          | 1 182                     | 1 089        | 512                         | 7 567              | 1 610               |  |
| 68       | Looked at other neighborhood(s) .....                 | 9 332                | 3 305        | 6 027         | 1 140                        | 360          | 182               | 557          | 1 389                     | 1 040        | 370                         | 9 218              | 1 431               |  |
| 69       | Not reported .....                                    | 612                  | 207          | 405           | 52                           | 35           | 6                 | 31           | 129                       | 53           | 33                          | 601                | 179                 |  |
|          | <b>Choice of Present Home<sup>1</sup></b>             |                      |              |               |                              |              |                   |              |                           |              |                             |                    |                     |  |
| 70       | Financial reasons .....                               | 6 271                | 1 843        | 4 429         | 521                          | 522          | 154               | 399          | 949                       | 789          | 252                         | 6 149              | 1 292               |  |
| 71       | Room layout/design .....                              | 5 084                | 2 232        | 2 852         | 988                          | 259          | 67                | 214          | 697                       | 509          | 328                         | 5 032              | 607                 |  |
| 72       | Kitchen .....   | 965                  | 495          | 470           | 189                          | 59           | 16                | 35           | 96                        | 98           | 65                          | 957                | 112                 |  |
| 73       | Size .....  | 4 235                | 1 613        | 2 623         | 574                          | 188          | 58                | 255          | 630                       | 509          | 199                         | 4 180              | 593                 |  |
| 74       | Exterior appearance .....                             | 2 275                | 1 167        | 1 108         | 399                          | 88           | 25                | 81           | 306                       | 231          | 147                         | 2 265              | 242                 |  |
| 75       | Yard/trees/view .....                                 | 2 158                | 1 080        | 1 077         | 248                          | 124          | 29                | 81           | 233                       | 182          | 99                          | 2 132              | 280                 |  |
| 76       | Quality of construction .....                         | 1 629                | 950          | 679           | 383                          | 103          | 18                | 43           | 180                       | 162          | 113                         | 1 619              | 168                 |  |
| 77       | Only one available .....                              | 1 556                | 215          | 1 342         | 74                           | 103          | 55                | 102          | 303                       | 253          | 96                          | 1 513              | 407                 |  |
| 78       | Other .....   | 2 631                | 721          | 1 910         | 319                          | 123          | 59                | 150          | 331                       | 303          | 163                         | 2 474              | 468                 |  |
| 79       | Not reported .....                                    | 1 773                | 543          | 1 230         | 185                          | 100          | 32                | 111          | 293                       | 220          | 103                         | 1 725              | 382                 |  |

| Total occupied units | In MSAs        |              | Outside MSAs | Urban         |              | Rural        |              |              | Regions      |              |              |              |          |
|----------------------|----------------|--------------|--------------|---------------|--------------|--------------|--------------|--------------|--------------|--------------|--------------|--------------|----------|
|                      | Central cities | Suburbs      |              | Total         | Outside MSAs | Total        | Suburbs      | Outside MSAs | Northeast    | Midwest      | South        | West         |          |
| <b>17 825</b>        | <b>6 684</b>   | <b>7 840</b> | <b>3 301</b> | <b>14 123</b> | <b>1 570</b> | <b>3 702</b> | <b>1 942</b> | <b>1 731</b> | <b>2 593</b> | <b>3 980</b> | <b>6 611</b> | <b>4 641</b> | <b>1</b> |
| 508                  | 199            | 232          | 77           | 399           | 37           | 109          | 67           | 40           | 108          | 114          | 140          | 145          | 2        |
| 179                  | 61             | 95           | 23           | 155           | 15           | 24           | 17           | 8            | 50           | 35           | 46           | 49           | 3        |
| 17                   | 9              | 8            | -            | 15            | -            | 3            | 3            | -            | -            | 7            | 4            | 6            | 4        |
| 13                   | 5              | 2            | 6            | 11            | 4            | 2            | -            | 2            | -            | 2            | 6            | 5            | 5        |
| 293                  | 117            | 127          | 49           | 213           | 18           | 80           | 47           | 31           | 59           | 67           | 81           | 86           | 6        |
| 6                    | 6              | -            | -            | 6             | -            | -            | -            | -            | -            | 3            | 3            | -            | 7        |
| 112                  | 52             | 44           | 16           | 89            | 8            | 22           | 15           | 7            | 19           | 17           | 38           | 38           | 8        |
| 26                   | 10             | 17           | -            | 25            | -            | 2            | 2            | -            | 1            | 5            | 2            | 17           | 9        |
| 4                    | 2              | 2            | -            | 2             | -            | 2            | 2            | -            | -            | -            | -            | -            | 10       |
| 79                   | 40             | 23           | 16           | 62            | 8            | 16           | 9            | 7            | 15           | 10           | 33           | 20           | 11       |
| 2                    | -              | 2            | -            | -             | -            | 2            | 2            | -            | 2            | -            | -            | -            | 12       |
| 112                  | 57             | 30           | 26           | 96            | 15           | 17           | 6            | 11           | 31           | 20           | 52           | 11           | 13       |
| 2 276                | 809            | 1 031        | 436          | 1 811         | 226          | 465          | 255          | 210          | 247          | 428          | 992          | 609          | 14       |
| 2 196                | 953            | 917          | 327          | 1 882         | 192          | 314          | 179          | 135          | 262          | 530          | 809          | 595          | 15       |
| 929                  | 362            | 408          | 160          | 748           | 75           | 181          | 97           | 85           | 135          | 176          | 301          | 318          | 16       |
| 2 870                | 1 085          | 1 208        | 577          | 2 314         | 298          | 557          | 285          | 280          | 433          | 711          | 1 021        | 705          | 17       |
| 2 594                | 989            | 1 219        | 386          | 2 044         | 178          | 551          | 333          | 208          | 419          | 614          | 923          | 638          | 18       |
| 440                  | 140            | 182          | 118          | 305           | 35           | 135          | 51           | 82           | 56           | 113          | 138          | 132          | 19       |
| 467                  | 124            | 230          | 113          | 348           | 55           | 119          | 61           | 58           | 50           | 159          | 139          | 119          | 20       |
| 1 807                | 597            | 795          | 416          | 1 370         | 203          | 437          | 219          | 213          | 301          | 411          | 621          | 474          | 21       |
| 2 346                | 789            | 1 094        | 464          | 1 791         | 200          | 555          | 289          | 264          | 411          | 538          | 804          | 593          | 22       |
| 193                  | 75             | 76           | 41           | 144           | 18           | 49           | 24           | 23           | 31           | 45           | 69           | 48           | 23       |
| 1 032                | 254            | 607          | 171          | 761           | 64           | 271          | 159          | 107          | 205          | 263          | 288          | 275          | 24       |
| 1 043                | 422            | 430          | 192          | 837           | 100          | 206          | 109          | 92           | 200          | 248          | 351          | 244          | 25       |
| 1 385                | 542            | 614          | 229          | 1 086         | 110          | 299          | 180          | 119          | 212          | 328          | 486          | 360          | 26       |
| 2 505                | 896            | 1 144        | 465          | 1 880         | 190          | 625          | 348          | 275          | 370          | 469          | 923          | 743          | 27       |
| 628                  | 246            | 263          | 119          | 492           | 38           | 136          | 55           | 81           | 101          | 125          | 268          | 134          | 28       |
| 424                  | 116            | 178          | 130          | 273           | 35           | 152          | 51           | 96           | 35           | 65           | 148          | 177          | 29       |
| 210                  | 102            | 80           | 27           | 166           | 15           | 44           | 29           | 13           | 46           | 47           | 45           | 72           | 30       |
| 50                   | 29             | 16           | 5            | 39            | -            | 11           | 6            | 5            | 5            | 13           | 18           | 14           | 31       |
| 100                  | 52             | 23           | 26           | 85            | 15           | 16           | 5            | 11           | 29           | 15           | 47           | 8            | 32       |
| 2 011                | 723            | 917          | 371          | 1 593         | 185          | 418          | 232          | 186          | 218          | 378          | 884          | 530          | 33       |
| 1 611                | 736            | 619          | 256          | 1 418         | 164          | 193          | 101          | 92           | 175          | 379          | 620          | 436          | 34       |
| 553                  | 214            | 262          | 77           | 457           | 39           | 96           | 58           | 38           | 79           | 106          | 181          | 187          | 35       |
| 2 095                | 857            | 830          | 408          | 1 724         | 219          | 371          | 175          | 188          | 285          | 535          | 788          | 488          | 36       |
| 1 814                | 725            | 824          | 265          | 1 451         | 124          | 364          | 215          | 141          | 286          | 426          | 678          | 425          | 37       |
| 1 033                | 316            | 507          | 211          | 796           | 100          | 238          | 126          | 111          | 138          | 312          | 358          | 226          | 38       |
| 1 350                | 450            | 582          | 318          | 1 019         | 155          | 331          | 165          | 163          | 224          | 309          | 467          | 349          | 39       |
| 1 337                | 482            | 577          | 279          | 1 052         | 127          | 286          | 133          | 152          | 223          | 301          | 481          | 332          | 40       |
| 914                  | 249            | 527          | 138          | 689           | 54           | 225          | 141          | 84           | 166          | 233          | 256          | 258          | 41       |
| 648                  | 254            | 273          | 121          | 532           | 57           | 116          | 50           | 64           | 118          | 146          | 222          | 162          | 42       |
| 835                  | 334            | 358          | 143          | 655           | 71           | 180          | 108          | 72           | 122          | 189          | 315          | 208          | 43       |
| 1 952                | 720            | 865          | 367          | 1 480         | 154          | 471          | 255          | 213          | 300          | 346          | 739          | 566          | 44       |
| 887                  | 326            | 401          | 160          | 696           | 59           | 191          | 89           | 102          | 143          | 178          | 362          | 203          | 45       |
| 4 776                | 1 905          | 2 123        | 748          | 4 003         | 367          | 773          | 391          | 382          | 649          | 1 005        | 1 878        | 1 245        | 46       |
| 3 699                | 1 298          | 1 684        | 717          | 2 815         | 260          | 885          | 418          | 457          | 601          | 854          | 1 399        | 845          | 47       |
| 1 441                | 565            | 653          | 224          | 1 174         | 89           | 267          | 132          | 135          | 298          | 294          | 468          | 381          | 48       |
| 881                  | 535            | 302          | 44           | 847           | 33           | 34           | 19           | 11           | 232          | 174          | 221          | 254          | 49       |
| 2 197                | 713            | 1 168        | 316          | 1 735         | 131          | 462          | 272          | 185          | 302          | 521          | 799          | 576          | 50       |
| 697                  | 300            | 311          | 86           | 624           | 55           | 73           | 43           | 31           | 142          | 164          | 221          | 169          | 51       |
| 4 497                | 1 552          | 2 278        | 668          | 3 445         | 276          | 1 053        | 649          | 392          | 705          | 965          | 1 683        | 1 144        | 52       |
| 3 573                | 1 217          | 1 614        | 742          | 2 793         | 358          | 780          | 390          | 384          | 546          | 916          | 1 180        | 931          | 53       |
| 3 160                | 1 252          | 1 225        | 684          | 2 480         | 335          | 681          | 330          | 348          | 418          | 758          | 1 101        | 884          | 54       |
| 1 968                | 782            | 824          | 363          | 1 577         | 187          | 391          | 212          | 175          | 309          | 389          | 718          | 552          | 55       |
| 636                  | 251            | 292          | 93           | 508           | 45           | 128          | 78           | 47           | 89           | 106          | 246          | 194          | 56       |
| 3 277                | 1 357          | 1 431        | 490          | 2 780         | 249          | 498          | 257          | 241          | 419          | 659          | 1 358        | 840          | 57       |
| 2 246                | 752            | 998          | 496          | 1 631         | 178          | 615          | 289          | 318          | 338          | 516          | 910          | 482          | 58       |
| 312                  | 124            | 121          | 67           | 252           | 27           | 60           | 21           | 39           | 50           | 56           | 98           | 108          | 59       |
| 189                  | 119            | 61           | 8            | 187           | 8            | 2            | 2            | -            | 44           | 31           | 63           | 50           | 60       |
| 1 137                | 375            | 602          | 160          | 944           | 87           | 193          | 119          | 74           | 161          | 260          | 415          | 301          | 61       |
| 177                  | 89             | 63           | 25           | 165           | 20           | 12           | 7            | 5            | 26           | 46           | 67           | 38           | 62       |
| 2 612                | 870            | 1 333        | 409          | 1 952         | 173          | 660          | 414          | 237          | 375          | 588          | 962          | 687          | 63       |
| 2 491                | 873            | 1 055        | 563          | 1 955         | 288          | 536          | 255          | 275          | 405          | 649          | 804          | 633          | 64       |
| 2 771                | 1 093          | 1 056        | 623          | 2 169         | 307          | 602          | 286          | 316          | 368          | 678          | 970          | 755          | 65       |
| 1 978                | 782            | 829          | 366          | 1 581         | 189          | 396          | 214          | 178          | 317          | 391          | 718          | 552          | 66       |
| 7 881                | 2 889          | 3 288        | 1 704        | 5 992         | 721          | 1 889        | 893          | 984          | 1 122        | 1 680        | 3 089        | 1 990        | 67       |
| 9 332                | 3 542          | 4 295        | 1 495        | 7 641         | 817          | 1 690        | 996          | 678          | 1 378        | 2 182        | 3 257        | 2 515        | 68       |
| 612                  | 253            | 257          | 102          | 490           | 32           | 122          | 53           | 69           | 94           | 118          | 264          | 136          | 69       |
| 6 271                | 2 492          | 2 645        | 1 134        | 5 044         | 570          | 1 227        | 656          | 564          | 887          | 1 380        | 2 382        | 1 622        | 70       |
| 5 084                | 1 815          | 2 544        | 724          | 4 046         | 326          | 1 038        | 630          | 398          | 816          | 1 167        | 1 872        | 1 229        | 71       |
| 965                  | 303            | 490          | 172          | 748           | 55           | 217          | 99           | 117          | 188          | 221          | 358          | 197          | 72       |
| 4 235                | 1 648          | 1 855        | 732          | 3 365         | 311          | 870          | 444          | 421          | 693          | 909          | 1 555        | 1 078        | 73       |
| 2 275                | 778            | 1 148        | 348          | 1 769         | 132          | 506          | 281          | 217          | 333          | 516          | 825          | 600          | 74       |
| 2 158                | 650            | 1 073        | 435          | 1 575         | 166          | 583          | 311          | 270          | 345          | 454          | 735          | 624          | 75       |
| 1 629                | 526            | 790          | 314          | 1 208         | 106          | 420          | 208          | 208          | 280          | 395          | 580          | 374          | 76       |
| 1 556                | 612            | 628          | 317          | 1 263         | 154          | 294          | 126          | 163          | 207          | 375          | 549          | 424          | 77       |
| 2 631                | 990            | 1 084        | 557          | 2 061         | 262          | 569          | 274          | 295          | 387          | 604          | 930          | 709          | 78       |
| 1 773                | 663            | 757          | 352          | 1 436         | 185          | 337          | 165          | 167          | 248          | 372          | 640          | 513          | 79       |

**Table 2-11. Reasons for Move and Choice of Current Residence—Occupied Units—Con.**

[Numbers in thousands. Consistent with the 1990 Census. ... means not applicable or sample too small. — means zero or rounds to zero]

| Characteristics   | Total occupied units             | Tenure |        | Housing unit characteristics |              |                   |          | Household characteristics |          |                             |                    |                     |       |
|---|----------------------------------|--------|--------|------------------------------|--------------|-------------------|----------|---------------------------|----------|-----------------------------|--------------------|---------------------|-------|
|   |                                  | Owner  | Renter | New construction 4 years     | Mobile homes | Physical problems |          | Black                     | Hispanic | Elderly (65 years and over) | Moved in past year | Below poverty level |       |
|   |                                  |        |        |                              |              | Severe            | Moderate |                           |          |                             |                    |                     |       |
| <b>RESPONDENT MOVED DURING PAST YEAR—Con.</b>           |                                  |        |        |                              |              |                   |          |                           |          |                             |                    |                     |       |
| <b>Main Reason for Choice of Present Home</b>           |                                  |        |        |                              |              |                   |          |                           |          |                             |                    |                     |       |
| 1   | All reported reasons equal ..... | 847    | 355    | 492                          | 122          | 48                | 14       | 44                        | 117      | 124                         | 63                 | 836                 | 120   |
| 2   | Financial reasons .....          | 4 954  | 1 355  | 3 599                        | 350          | 441               | 135      | 345                       | 793      | 630                         | 173                | 4 842               | 1 089 |
| 3   | Room layout/design .....         | 2 961  | 1 340  | 1 621                        | 642          | 145               | 38       | 132                       | 393      | 298                         | 188                | 2 936               | 357   |
| 4   | Kitchen .....                    | 90     | 41     | 49                           | 17           | 9                 | —        | 2                         | 3        | 10                          | 2                  | 88                  | 18    |
| 5   | Size .....                       | 2 093  | 612    | 1 481                        | 189          | 76                | 25       | 141                       | 368      | 282                         | 73                 | 2 058               | 320   |
| 6   | Exterior appearance .....        | 589    | 297    | 293                          | 56           | 26                | 7        | 31                        | 96       | 53                          | 37                 | 587                 | 72    |
| 7   | Yard/trees/view .....            | 625    | 262    | 363                          | 59           | 52                | 12       | 31                        | 57       | 49                          | 37                 | 612                 | 100   |
| 8   | Quality of construction .....    | 499    | 309    | 190                          | 140          | 54                | 13       | 8                         | 72       | 53                          | 25                 | 495                 | 55    |
| 9   | Only one available .....         | 1 244  | 125    | 1 120                        | 45           | 84                | 45       | 86                        | 251      | 218                         | 83                 | 1 203               | 338   |
| 10  | Other .....                      | 2 141  | 542    | 1 598                        | 256          | 108               | 42       | 126                       | 258      | 245                         | 127                | 1 996               | 369   |
| 11  | Not reported .....               | 1 781  | 550    | 1 232                        | 189          | 100               | 32       | 111                       | 293      | 220                         | 107                | 1 734               | 382   |
| <b>Home Search</b>                                      |                                  |        |        |                              |              |                   |          |                           |          |                             |                    |                     |       |
| 12  | Now in house .....               | 8 645  | 4 693  | 3 952                        | 1 279        | ...               | 115      | 354                       | 1 104    | 950                         | 397                | 8 407               | 1 157 |
| 13  | Did not look at apartments ..... | 6 772  | 4 102  | 2 670                        | 1 115        | ...               | 90       | 232                       | 771      | 712                         | 335                | 6 570               | 795   |
| 14  | Looked at apartments too .....   | 1 531  | 403    | 1 128                        | 137          | ...               | 21       | 105                       | 273      | 224                         | 41                 | 1 508               | 280   |
| 15  | Search not reported .....        | 341    | 187    | 154                          | 28           | ...               | 4        | 17                        | 60       | 13                          | 20                 | 329                 | 82    |
| 16  | Now in mobile home .....         | 1 142  | 724    | 418                          | 328          | 1 142             | 14       | 43                        | 104      | 63                          | 102                | 1 110               | 269   |
| 17  | Did not look at apartments ..... | 844    | 574    | 271                          | 259          | 844               | 10       | 20                        | 71       | 49                          | 76                 | 824                 | 197   |
| 18  | Looked at apartments too .....   | 262    | 129    | 133                          | 57           | 262               | 4        | 19                        | 28       | 14                          | 23                 | 251                 | 67    |
| 19  | Search not reported .....        | 35     | 21     | 15                           | 12           | 35                | —        | 4                         | 4        | —                           | 3                  | 35                  | 5     |
| 20  | Now in apartment .....           | 8 038  | 371    | 7 667                        | 458          | ...               | 236      | 660                       | 1 492    | 1 169                       | 416                | 7 868               | 1 794 |
| 21  | Did not look at houses .....     | 5 736  | 229    | 5 508                        | 314          | ...               | 141      | 456                       | 1 045    | 862                         | 341                | 5 602               | 1 231 |
| 22  | Looked at houses too .....       | 1 962  | 113    | 1 849                        | 123          | ...               | 65       | 183                       | 377      | 252                         | 53                 | 1 929               | 441   |
| 23  | Search not reported .....        | 340    | 29     | 311                          | 21           | ...               | 30       | 21                        | 70       | 55                          | 22                 | 337                 | 122   |
| <b>Recent Mover Comparison to Previous Home</b>         |                                  |        |        |                              |              |                   |          |                           |          |                             |                    |                     |       |
| 24  | Better home .....                | 9 420  | 3 850  | 5 570                        | 1 461        | 607               | 155      | 489                       | 1 394    | 1 235                       | 418                | 9 233               | 1 561 |
| 25  | Worse home .....                 | 2 963  | 522    | 2 441                        | 150          | 239               | 111      | 293                       | 426      | 309                         | 124                | 2 895               | 580   |
| 26  | About the same .....             | 4 751  | 1 184  | 3 568                        | 394          | 251               | 89       | 235                       | 746      | 584                         | 333                | 4 582               | 881   |
| 27  | Not reported .....               | 691    | 231    | 459                          | 61           | 44                | 10       | 40                        | 135      | 54                          | 40                 | 675                 | 198   |
| <b>Recent Mover Comparison to Previous Neighborhood</b> |                                  |        |        |                              |              |                   |          |                           |          |                             |                    |                     |       |
| 28  | Better neighborhood .....        | 7 257  | 2 980  | 4 277                        | 1 081        | 549               | 125      | 368                       | 1 079    | 945                         | 321                | 7 092               | 1 222 |
| 29  | Worse neighborhood .....         | 2 317  | 372    | 1 945                        | 125          | 141               | 73       | 230                       | 393      | 272                         | 62                 | 2 263               | 523   |
| 30  | About the same .....             | 6 777  | 1 961  | 4 816                        | 696          | 352               | 134      | 382                       | 976      | 790                         | 449                | 6 589               | 1 133 |
| 31  | Same neighborhood .....          | 750    | 223    | 527                          | 96           | 54                | 23       | 37                        | 111      | 117                         | 39                 | 735                 | 145   |
| 32  | Not reported .....               | 724    | 252    | 472                          | 67           | 47                | 10       | 41                        | 141      | 58                          | 43                 | 706                 | 197   |

<sup>1</sup>Figures may not add to total because more than one category may apply to a unit.

| Total occupied units | In MSAs        |         | Outside MSAs | Urban |              | Rural |         |              | Regions   |         |       |       |    |
|----------------------|----------------|---------|--------------|-------|--------------|-------|---------|--------------|-----------|---------|-------|-------|----|
|                      | Central cities | Suburbs |              | Total | Outside MSAs | Total | Suburbs | Outside MSAs | Northeast | Midwest | South | West  |    |
| 847                  | 297            | 411     | 139          | 654   | 58           | 193   | 107     | 82           | 130       | 140     | 348   | 229   | 1  |
| 4 954                | 1 986          | 2 077   | 890          | 3 991 | 474          | 963   | 541     | 416          | 684       | 1 112   | 1 878 | 1 281 | 2  |
| 2 961                | 1 057          | 1 508   | 396          | 2 356 | 181          | 605   | 387     | 215          | 478       | 687     | 1 138 | 658   | 3  |
| 90                   | 25             | 54      | 12           | 79    | -            | 12    | -       | 12           | 25        | 23      | 24    | 18    | 4  |
| 2 093                | 850            | 857     | 386          | 1 694 | 180          | 399   | 191     | 207          | 308       | 465     | 766   | 553   | 5  |
| 589                  | 211            | 280     | 97           | 479   | 45           | 110   | 52      | 52           | 77        | 151     | 200   | 161   | 6  |
| 625                  | 145            | 312     | 167          | 414   | 54           | 210   | 97      | 113          | 89        | 113     | 203   | 220   | 7  |
| 499                  | 147            | 227     | 126          | 335   | 39           | 164   | 77      | 87           | 80        | 127     | 195   | 97    | 8  |
| 1 244                | 480            | 514     | 251          | 1 015 | 128          | 230   | 102     | 123          | 165       | 281     | 453   | 344   | 9  |
| 2 141                | 820            | 838     | 482          | 1 662 | 225          | 479   | 222     | 257          | 308       | 506     | 763   | 564   | 10 |
| 1 781                | 666            | 762     | 354          | 1 444 | 187          | 337   | 165     | 167          | 251       | 374     | 642   | 515   | 11 |
| 8 645                | 2 646          | 4 263   | 1 735        | 6 419 | 738          | 2 226 | 1 207   | 998          | 1 099     | 1 980   | 3 334 | 2 233 | 12 |
| 6 772                | 1 965          | 3 424   | 1 383        | 4 908 | 567          | 1 864 | 1 027   | 816          | 867       | 1 577   | 2 635 | 1 693 | 13 |
| 1 531                | 588            | 664     | 280          | 1 259 | 153          | 272   | 146     | 127          | 191       | 333     | 547   | 460   | 14 |
| 341                  | 94             | 175     | 72           | 252   | 18           | 89    | 35      | 55           | 41        | 70      | 152   | 79    | 15 |
| 1 142                | 68             | 514     | 560          | 346   | 90           | 795   | 326     | 470          | 77        | 179     | 638   | 248   | 16 |
| 844                  | 44             | 393     | 407          | 235   | 59           | 609   | 261     | 349          | 47        | 133     | 475   | 190   | 17 |
| 262                  | 23             | 110     | 129          | 103   | 30           | 159   | 60      | 99           | 28        | 41      | 138   | 56    | 18 |
| 35                   | -              | 11      | 24           | 8     | 2            | 27    | 5       | 22           | 2         | 5       | 25    | 3     | 19 |
| 8 038                | 3 970          | 3 063   | 1 005        | 7 358 | 742          | 680   | 409     | 264          | 1 418     | 1 822   | 2 639 | 2 161 | 20 |
| 5 736                | 2 912          | 2 158   | 667          | 5 220 | 472          | 517   | 314     | 195          | 1 007     | 1 254   | 2 009 | 1 467 | 21 |
| 1 962                | 877            | 777     | 308          | 1 827 | 247          | 135   | 74      | 61           | 328       | 492     | 537   | 605   | 22 |
| 340                  | 181            | 129     | 30           | 312   | 23           | 28    | 21      | 7            | 83        | 76      | 93    | 89    | 23 |
| 9 420                | 3 385          | 4 277   | 1 757        | 7 291 | 779          | 2 128 | 1 130   | 978          | 1 494     | 2 070   | 3 421 | 2 435 | 24 |
| 2 963                | 1 244          | 1 178   | 542          | 2 475 | 311          | 488   | 258     | 230          | 373       | 692     | 1 018 | 880   | 25 |
| 4 751                | 1 771          | 2 097   | 884          | 3 786 | 432          | 965   | 505     | 452          | 615       | 1 079   | 1 877 | 1 180 | 26 |
| 691                  | 284            | 288     | 119          | 571   | 48           | 120   | 49      | 71           | 111       | 139     | 294   | 146   | 27 |
| 7 257                | 2 413          | 3 466   | 1 378        | 5 472 | 599          | 1 785 | 990     | 779          | 1 029     | 1 536   | 2 750 | 1 941 | 28 |
| 2 317                | 1 129          | 819     | 368          | 2 041 | 250          | 276   | 156     | 118          | 345       | 496     | 769   | 707   | 29 |
| 6 777                | 2 548          | 2 950   | 1 278        | 5 455 | 619          | 1 322 | 652     | 659          | 964       | 1 623   | 2 512 | 1 677 | 30 |
| 750                  | 296            | 303     | 151          | 564   | 55           | 186   | 90      | 96           | 139       | 180     | 260   | 171   | 31 |
| 724                  | 298            | 302     | 125          | 591   | 47           | 133   | 55      | 78           | 116       | 143     | 319   | 146   | 32 |

**Table 2-12. Income Characteristics—Occupied Units**

[Numbers in thousands. Consistent with the 1990 Census. ... means not applicable or sample too small. — means zero or rounds to zero]

|   | Characteristics   | Total occupied units | Tenure        |               | Housing unit characteristics |               |                   |               | Household characteristics |               |                             |                    |                     |
|---|---|----------------------|---------------|---------------|------------------------------|---------------|-------------------|---------------|---------------------------|---------------|-----------------------------|--------------------|---------------------|
|   |   |                      | Owner         | Renter        | New construction 4 years     | Mobile homes  | Physical problems |               | Black                     | Hispanic      | Elderly (65 years and over) | Moved in past year | Below poverty level |
|   |   |                      |               |               |                              |               | Severe            | Moderate      |                           |               |                             |                    |                     |
| <b>1</b>  | <b>Total</b> .....  | <b>102 803</b>       | <b>68 796</b> | <b>34 007</b> | <b>5 881</b>                 | <b>6 785</b>  | <b>2 052</b>      | <b>4 826</b>  | <b>12 936</b>             | <b>9 041</b>  | <b>21 423</b>               | <b>17 447</b>      | <b>14 264</b>       |
| <b>Household Income</b>   |   |                      |               |               |                              |               |                   |               |                           |               |                             |                    |                     |
| 2   | Less than \$5,000 .....   | 5 839                | 2 824         | 3 015         | 212                          | 406           | 238               | 448           | 1 343                     | 567           | 1 806                       | 1 269              | 5 839               |
| 3   | \$5,000 to \$9,999 .....  | 6 728                | 3 089         | 3 640         | 194                          | 764           | 283               | 666           | 1 503                     | 664           | 3 166                       | 1 260              | 5 442               |
| 4   | \$10,000 to \$14,999 .....  | 7 780                | 3 967         | 3 813         | 198                          | 771           | 252               | 596           | 1 347                     | 937           | 3 377                       | 1 479              | 1 972               |
| 5   | \$15,000 to \$19,999 .....  | 7 037                | 3 701         | 3 337         | 318                          | 755           | 211               | 459           | 1 103                     | 845           | 2 454                       | 1 406              | 716                 |
| 6   | \$20,000 to \$24,999 .....  | 7 369                | 4 017         | 3 352         | 342                          | 669           | 133               | 415           | 1 147                     | 870           | 2 059                       | 1 641              | 239                 |
| 7   | \$25,000 to \$29,999 .....  | 6 867                | 3 987         | 2 880         | 355                          | 506           | 125               | 402           | 969                       | 729           | 1 702                       | 1 372              | 45                  |
| 8   | \$30,000 to \$34,999 .....  | 7 469                | 4 555         | 2 914         | 353                          | 657           | 165               | 396           | 1 028                     | 711           | 1 363                       | 1 390              | 12                  |
| 9   | \$35,000 to \$39,999 .....  | 5 951                | 3 753         | 2 198         | 331                          | 525           | 122               | 254           | 749                       | 587           | 924                         | 1 121              | —                   |
| 10  | \$40,000 to \$49,999 .....  | 9 778                | 6 808         | 2 970         | 538                          | 584           | 145               | 389           | 941                       | 824           | 1 328                       | 1 632              | —                   |
| 11  | \$50,000 to \$59,999 .....  | 8 184                | 6 278         | 1 907         | 499                          | 466           | 111               | 219           | 746                       | 625           | 895                         | 1 190              | —                   |
| 12  | \$60,000 to \$79,999 .....  | 11 985               | 9 793         | 2 192         | 866                          | 420           | 130               | 280           | 1 021                     | 771           | 982                         | 1 590              | —                   |
| 13  | \$80,000 to \$99,999 .....  | 6 548                | 5 774         | 774           | 593                          | 118           | 83                | 119           | 460                       | 410           | 413                         | 814                | —                   |
| 14  | \$100,000 to \$119,999 .....                                      | 4 064                | 3 646         | 417           | 363                          | 74            | 15                | 58            | 223                       | 204           | 361                         | 463                | —                   |
| 15  | \$120,000 or more .....   | 7 203                | 6 604         | 600           | 718                          | 72            | 40                | 123           | 357                       | 296           | 594                         | 820                | —                   |
| <b>16</b>   | <b>Median</b> .....   | <b>36 942</b>        | <b>46 616</b> | <b>24 772</b> | <b>51 978</b>                | <b>25 280</b> | <b>21 642</b>     | <b>22 947</b> | <b>25 132</b>             | <b>29 364</b> | <b>19 814</b>               | <b>31 066</b>      | <b>6 188</b>        |
| As percent of poverty level:  |   |                      |               |               |                              |               |                   |               |                           |               |                             |                    |                     |
| 17  | Less than 50 percent .....  | 6 526                | 2 989         | 3 537         | 250                          | 500           | 255               | 553           | 1 637                     | 724           | 1 727                       | 1 536              | 6 526               |
| 18  | 50 to 99 .....  | 7 738                | 3 287         | 4 451         | 273                          | 878           | 356               | 764           | 1 762                     | 1 328         | 2 388                       | 1 667              | 7 738               |
| 19  | 100 to 149 .....  | 9 268                | 4 856         | 4 411         | 337                          | 1 022         | 303               | 736           | 1 609                     | 1 353         | 3 220                       | 1 777              | ...                 |
| 20  | 150 to 199 .....  | 9 669                | 5 644         | 4 025         | 408                          | 914           | 210               | 557           | 1 364                     | 1 164         | 3 067                       | 1 783              | ...                 |
| 21  | 200 percent or more .....   | 69 602               | 52 020        | 17 582        | 4 613                        | 3 470         | 928               | 2 215         | 6 565                     | 4 472         | 11 021                      | 10 683             | ...                 |
| <b>Income of Families and Primary Individuals</b>                     |   |                      |               |               |                              |               |                   |               |                           |               |                             |                    |                     |
| 22  | Less than \$5,000 .....   | 6 376                | 2 958         | 3 418         | 237                          | 454           | 266               | 488           | 1 438                     | 640           | 1 823                       | 1 514              | 6 061               |
| 23  | \$5,000 to \$9,999 .....  | 7 002                | 3 116         | 3 886         | 202                          | 767           | 297               | 700           | 1 548                     | 723           | 3 186                       | 1 365              | 5 371               |
| 24  | \$10,000 to \$14,999 .....  | 8 179                | 4 059         | 4 120         | 233                          | 829           | 249               | 645           | 1 379                     | 1 011         | 3 401                       | 1 678              | 1 879               |
| 25  | \$15,000 to \$19,999 .....  | 7 238                | 3 800         | 3 438         | 328                          | 765           | 200               | 479           | 1 106                     | 899           | 2 441                       | 1 489              | 679                 |
| 26  | \$20,000 to \$24,999 .....  | 7 565                | 4 100         | 3 465         | 354                          | 685           | 148               | 418           | 1 214                     | 895           | 2 049                       | 1 709              | 226                 |
| 27  | \$25,000 to \$29,999 .....  | 7 020                | 4 095         | 2 926         | 344                          | 477           | 131               | 384           | 994                       | 705           | 1 712                       | 1 409              | 43                  |
| 28  | \$30,000 to \$34,999 .....  | 7 558                | 4 634         | 2 923         | 340                          | 643           | 165               | 401           | 1 010                     | 706           | 1 369                       | 1 400              | 6                   |
| 29  | \$35,000 to \$39,999 .....  | 5 898                | 3 803         | 2 096         | 329                          | 506           | 105               | 237           | 721                       | 575           | 909                         | 1 082              | —                   |
| 30  | \$40,000 to \$49,999 .....  | 9 287                | 6 717         | 2 570         | 533                          | 565           | 138               | 336           | 873                       | 737           | 1 317                       | 1 375              | —                   |
| 31  | \$50,000 to \$59,999 .....  | 7 877                | 6 175         | 1 703         | 498                          | 442           | 100               | 191           | 687                       | 593           | 885                         | 1 079              | —                   |
| 32  | \$60,000 to \$79,999 .....  | 11 465               | 9 574         | 1 890         | 839                          | 393           | 119               | 257           | 965                       | 706           | 975                         | 1 408              | —                   |
| 33  | \$80,000 to \$99,999 .....  | 6 376                | 5 679         | 696           | 597                          | 119           | 81                | 119           | 447                       | 383           | 411                         | 761                | —                   |
| 34  | \$100,000 to \$119,999 .....                                      | 3 947                | 3 608         | 340           | 349                          | 70            | 15                | 53            | 205                       | 188           | 355                         | 408                | —                   |
| 35  | \$120,000 or more .....   | 7 014                | 6 477         | 536           | 697                          | 70            | 40                | 119           | 350                       | 282           | 589                         | 771                | —                   |
| <b>36</b>   | <b>Median</b> .....   | <b>35 393</b>        | <b>45 706</b> | <b>23 090</b> | <b>50 799</b>                | <b>24 219</b> | <b>20 499</b>     | <b>21 214</b> | <b>24 111</b>             | <b>27 507</b> | <b>19 713</b>               | <b>28 438</b>      | <b>5 997</b>        |
| <b>Income Sources of Families and Primary Individuals<sup>1</sup></b> |   |                      |               |               |                              |               |                   |               |                           |               |                             |                    |                     |
| 37  | Wages and salaries .....  | 80 373               | 53 109        | 27 264        | 5 107                        | 5 017         | 1 493             | 3 671         | 10 056                    | 7 725         | 6 505                       | 15 283             | 5 859               |
| 38  | Wages and salaries were majority of income ..                     | 72 920               | 47 470        | 25 450        | 4 734                        | 4 519         | 1 345             | 3 349         | 9 299                     | 7 262         | 3 574                       | 14 419             | 5 018               |
| 39  | 2 or more people each earned over 20% of wages and salaries ..... | 26 751               | 20 900        | 5 852         | 2 029                        | 1 505         | 333               | 911           | 2 808                     | 2 977         | 992                         | 3 836              | 631                 |
| 40  | Business, farm, or ranch .....                                    | 10 105               | 8 621         | 1 484         | 615                          | 478           | 118               | 347           | 485                       | 494           | 1 546                       | 997                | 650                 |
| 41  | Social Security or pensions .....                                 | 28 005               | 22 271        | 5 734         | 947                          | 2 057         | 544               | 1 105         | 2 936                     | 1 433         | 19 940                      | 1 766              | 5 054               |
| 42  | Interest .....  | 34 034               | 28 371        | 5 663         | 1 942                        | 1 229         | 378               | 747           | 1 636                     | 1 250         | 11 387                      | 3 605              | 2 049               |
| 43  | Stock dividend(s) .....   | 18 076               | 15 643        | 2 433         | 1 169                        | 441           | 178               | 360           | 745                       | 553           | 5 446                       | 1 864              | 839                 |
| 44  | Rental income with lodger(s) .....                                | 6 148                | 5 667         | 3 481         | 327                          | 189           | 62                | 196           | 430                       | 410           | 1 620                       | 594                | 372                 |
| 45  | Welfare or SSI .....  | 5 011                | 1 624         | 3 387         | 166                          | 429           | 274               | 498           | 1 561                     | 804           | 1 035                       | 1 124              | 2 696               |
| 46  | Alimony or child support .....                                    | 4 471                | 2 604         | 1 867         | 315                          | 370           | 85                | 269           | 688                       | 425           | 161                         | 998                | 832                 |
| 47  | Other .....   | 8 314                | 5 728         | 2 586         | 383                          | 696           | 194               | 440           | 1 030                     | 663           | 1 505                       | 1 252              | 1 234               |
| <b>Amount of Savings and Investments</b>                              |   |                      |               |               |                              |               |                   |               |                           |               |                             |                    |                     |
| 48  | Income of \$25,000 or less .....                                  | 37 927               | 18 869        | 19 059        | 1 446                        | 3 623         | 1 182             | 2 814         | 6 900                     | 4 305         | 13 355                      | 8 124              | 14 234              |
| 49  | No savings or investments .....                                   | 22 492               | 8 977         | 13 515        | 843                          | 2 529         | 871               | 2 102         | 5 320                     | 3 373         | 5 882                       | 5 596              | 9 470               |
| 50  | \$25,000 or less .....  | 7 693                | 4 452         | 3 241         | 284                          | 620           | 192               | 416           | 850                       | 576           | 3 466                       | 1 538              | 2 004               |
| 51  | More than \$25,000 .....  | 3 381                | 2 795         | 587           | 125                          | 162           | 34                | 114           | 79                        | 95            | 2 308                       | 269                | 893                 |
| 52  | Not reported .....  | 4 361                | 2 645         | 1 716         | 195                          | 312           | 85                | 183           | 651                       | 261           | 1 699                       | 721                | 1 867               |
| <b>Food Stamps</b>  |   |                      |               |               |                              |               |                   |               |                           |               |                             |                    |                     |
| 53  | Income of \$25,000 or less .....                                  | 37 927               | 18 869        | 19 059        | 1 446                        | 3 623         | 1 182             | 2 814         | 6 900                     | 4 305         | 13 355                      | 8 124              | 14 234              |
| 54  | Family members received food stamps .....                         | 4 843                | 1 061         | 3 782         | 143                          | 523           | 288               | 573           | 1 727                     | 784           | 786                         | 1 357              | 3 511               |
| 55  | Did not receive food stamps .....                                 | 30 643               | 16 542        | 14 102        | 1 181                        | 2 929         | 831               | 2 117         | 4 650                     | 3 322         | 12 030                      | 6 266              | 9 530               |
| 56  | Not reported .....  | 2 441                | 1 267         | 1 174         | 122                          | 170           | 63                | 125           | 523                       | 199           | 539                         | 500                | 1 194               |
| <b>Rent Reductions</b>  |   |                      |               |               |                              |               |                   |               |                           |               |                             |                    |                     |
| 57  | No subsidy .....  | 26 942               | —             | 26 942        | 758                          | 1 073         | 912               | 2 235         | 4 761                     | 3 876         | 2 917                       | 9 449              | 5 002               |
| 58  | Rent control .....  | 884                  | —             | 884           | 5                            | —             | 53                | 96            | 155                       | 164           | 183                         | 134                | 147                 |
| 59  | No rent control .....   | 26 023               | —             | 26 023        | 752                          | 1 073         | 859               | 2 137         | 4 603                     | 3 702         | 2 728                       | 9 305              | 4 844               |
| 60  | Reduced by owner .....  | 1 851                | —             | 1 851         | 49                           | 215           | 45                | 164           | 176                       | 271           | 307                         | 377                | 407                 |
| 61  | Not reduced by owner .....  | 24 054               | —             | 24 054        | 700                          | 852           | 813               | 1 962         | 4 413                     | 3 424         | 2 407                       | 8 906              | 4 396               |
| 62  | Owner reduction not reported .....                                | 117                  | —             | 117           | 3                            | 6             | 1                 | 11            | 14                        | 7             | 14                          | 22                 | 41                  |
| 63  | Rent control not reported .....                                   | 36                   | —             | 36            | —                            | —             | —                 | 2             | 3                         | 11            | 6                           | 10                 | 12                  |
| 64  | Owned by public housing authority .....                           | 1 865                | —             | 1 865         | 20                           | 6             | 85                | 134           | 762                       | 276           | 543                         | 404                | 1 130               |
| 65  | Government subsidy .....  | 2 062                | —             | 2 062         | 68                           | 21            | 100               | 151           | 651                       | 353           | 457                         | 551                | 1 103               |
| 66  | Other, income verification .....                                  | 2 277                | —             | 2 277         | 177                          | 20            | 64                | 173           | 523                       | 337           | 216                         | 1 107              | 474                 |
| 67  | Subsidy not reported .....  | 862                  | —             | 862           | 33                           | 16            | 23                | 77            | 227                       | 112           | 94                          | 300                | 279                 |

<sup>1</sup>Figures may not add to total because more than one category may apply to a unit.

| Total occupied units | In MSAs        |               | Outside MSAs  | Urban         |               | Rural         |               |               | Regions       |               |               |               |           |
|----------------------|----------------|---------------|---------------|---------------|---------------|---------------|---------------|---------------|---------------|---------------|---------------|---------------|-----------|
|                      | Central cities | Suburbs       |               | Total         | Outside MSAs  | Total         | Suburbs       | Outside MSAs  | Northeast     | Midwest       | South         | West          |           |
| <b>102 803</b>       | <b>31 131</b>  | <b>48 780</b> | <b>22 891</b> | <b>73 259</b> | <b>7 912</b>  | <b>29 544</b> | <b>14 420</b> | <b>14 979</b> | <b>19 958</b> | <b>24 360</b> | <b>36 389</b> | <b>22 096</b> | <b>1</b>  |
| 5 839                | 2 233          | 2 124         | 1 482         | 4 382         | 597           | 1 458         | 570           | 885           | 1 132         | 1 271         | 2 308         | 1 128         | 2         |
| 6 728                | 2 448          | 2 261         | 2 020         | 4 905         | 872           | 1 823         | 672           | 1 148         | 1 214         | 1 438         | 2 813         | 1 264         | 3         |
| 7 780                | 2 718          | 2 867         | 2 195         | 5 632         | 895           | 2 147         | 841           | 1 300         | 1 495         | 1 849         | 2 885         | 1 551         | 4         |
| 7 037                | 2 419          | 2 660         | 1 958         | 4 962         | 710           | 2 076         | 814           | 1 248         | 1 414         | 1 640         | 2 523         | 1 460         | 5         |
| 7 369                | 2 425          | 2 993         | 1 952         | 5 292         | 734           | 2 077         | 850           | 1 218         | 1 222         | 1 804         | 2 722         | 1 621         | 6         |
| 6 867                | 2 185          | 3 108         | 1 575         | 4 991         | 582           | 1 877         | 881           | 993           | 1 191         | 1 666         | 2 600         | 1 411         | 7         |
| 7 469                | 2 455          | 3 247         | 1 767         | 5 261         | 556           | 2 208         | 989           | 1 211         | 1 349         | 1 762         | 2 814         | 1 542         | 8         |
| 5 951                | 1 832          | 2 759         | 1 360         | 4 210         | 505           | 1 742         | 880           | 855           | 1 036         | 1 327         | 2 268         | 1 321         | 9         |
| 9 778                | 2 776          | 4 875         | 2 128         | 6 757         | 651           | 3 021         | 1 526         | 1 477         | 1 903         | 2 483         | 3 349         | 2 043         | 10        |
| 8 184                | 2 286          | 4 076         | 1 822         | 5 584         | 508           | 2 600         | 1 273         | 1 315         | 1 475         | 2 138         | 2 791         | 1 780         | 11        |
| 11 985               | 3 185          | 6 528         | 2 271         | 8 358         | 651           | 3 626         | 1 966         | 1 620         | 2 480         | 3 036         | 3 882         | 2 586         | 12        |
| 6 548                | 1 585          | 4 000         | 962           | 4 616         | 269           | 1 932         | 1 230         | 693           | 1 409         | 1 542         | 2 131         | 1 466         | 13        |
| 4 064                | 969            | 2 594         | 500           | 2 968         | 145           | 1 095         | 738           | 355           | 907           | 954           | 1 252         | 951           | 14        |
| 7 203                | 1 618          | 4 687         | 898           | 5 341         | 238           | 1 862         | 1 189         | 660           | 1 732         | 1 450         | 2 050         | 1 970         | 15        |
| <b>36 942</b>        | <b>32 321</b>  | <b>44 864</b> | <b>30 746</b> | <b>36 431</b> | <b>26 275</b> | <b>38 178</b> | <b>44 666</b> | <b>32 877</b> | <b>39 646</b> | <b>37 825</b> | <b>34 164</b> | <b>39 051</b> | <b>16</b> |
| 6 526                | 2 508          | 2 338         | 1 680         | 4 880         | 669           | 1 645         | 631           | 1 012         | 1 261         | 1 397         | 2 565         | 1 302         | 17        |
| 7 738                | 3 088          | 2 556         | 2 094         | 5 770         | 856           | 1 968         | 727           | 1 239         | 1 275         | 1 566         | 3 179         | 1 718         | 18        |
| 9 268                | 3 081          | 3 508         | 2 679         | 6 468         | 1 004         | 2 800         | 1 118         | 1 675         | 1 741         | 1 987         | 3 578         | 1 962         | 19        |
| 9 669                | 3 019          | 3 991         | 2 659         | 6 761         | 1 002         | 2 908         | 1 237         | 1 657         | 1 769         | 2 309         | 3 478         | 2 113         | 20        |
| 69 602               | 19 436         | 36 388        | 13 778        | 49 380        | 4 381         | 20 222        | 10 707        | 9 397         | 13 912        | 17 101        | 23 589        | 15 000        | 21        |
| 6 376                | 2 443          | 2 323         | 1 610         | 4 818         | 658           | 1 559         | 604           | 952           | 1 204         | 1 398         | 2 497         | 1 278         | 22        |
| 7 002                | 2 620          | 2 302         | 2 079         | 5 146         | 913           | 1 855         | 683           | 1 166         | 1 263         | 1 500         | 2 895         | 1 343         | 23        |
| 8 179                | 2 878          | 3 017         | 2 285         | 5 944         | 937           | 2 235         | 881           | 1 348         | 1 542         | 1 916         | 3 032         | 1 689         | 24        |
| 7 238                | 2 489          | 2 766         | 1 984         | 5 106         | 715           | 2 133         | 852           | 1 269         | 1 433         | 1 687         | 2 609         | 1 510         | 25        |
| 7 565                | 2 519          | 3 084         | 1 962         | 5 480         | 742           | 2 085         | 856           | 1 219         | 1 258         | 1 835         | 2 802         | 1 670         | 26        |
| 7 020                | 2 229          | 3 205         | 1 586         | 5 091         | 562           | 1 930         | 898           | 1 024         | 1 219         | 1 691         | 2 679         | 1 431         | 27        |
| 7 558                | 2 446          | 3 386         | 1 725         | 5 335         | 519           | 2 222         | 1 009         | 1 206         | 1 352         | 1 789         | 2 828         | 1 588         | 28        |
| 5 898                | 1 809          | 2 763         | 1 327         | 4 178         | 488           | 1 720         | 875           | 839           | 1 055         | 1 284         | 2 232         | 1 328         | 29        |
| 9 287                | 2 590          | 4 634         | 2 063         | 6 342         | 624           | 2 945         | 1 487         | 1 439         | 1 869         | 2 359         | 3 190         | 1 869         | 30        |
| 7 877                | 2 135          | 3 988         | 1 755         | 5 338         | 481           | 2 539         | 1 261         | 1 274         | 1 398         | 2 069         | 2 666         | 1 744         | 31        |
| 11 465               | 2 987          | 6 288         | 2 190         | 7 947         | 630           | 3 518         | 1 918         | 1 560         | 2 373         | 2 928         | 3 663         | 2 501         | 32        |
| 6 376                | 1 513          | 3 913         | 950           | 4 472         | 264           | 1 904         | 1 209         | 686           | 1 381         | 1 530         | 2 060         | 1 405         | 33        |
| 3 947                | 932            | 2 521         | 495           | 2 873         | 143           | 1 075         | 721           | 352           | 896           | 938           | 1 229         | 885           | 34        |
| 7 014                | 1 542          | 4 592         | 880           | 5 189         | 235           | 1 825         | 1 167         | 645           | 1 715         | 1 435         | 2 009         | 1 855         | 35        |
| <b>35 393</b>        | <b>30 792</b>  | <b>43 333</b> | <b>29 810</b> | <b>34 728</b> | <b>24 939</b> | <b>37 190</b> | <b>43 710</b> | <b>32 118</b> | <b>38 355</b> | <b>36 417</b> | <b>32 972</b> | <b>37 028</b> | <b>36</b> |
| 80 373               | 24 431         | 39 271        | 16 671        | 57 647        | 5 643         | 22 725        | 11 578        | 11 027        | 15 288        | 19 084        | 28 325        | 17 675        | 37        |
| 72 920               | 22 338         | 35 745        | 14 838        | 52 491        | 4 988         | 20 429        | 10 472        | 9 849         | 13 866        | 17 341        | 25 780        | 15 933        | 38        |
| 26 751               | 7 006          | 14 091        | 5 654         | 18 292        | 1 676         | 8 459         | 4 428         | 3 978         | 5 039         | 6 504         | 9 483         | 5 725         | 39        |
| 10 105               | 2 140          | 4 769         | 3 196         | 5 896         | 741           | 4 209         | 1 740         | 2 455         | 1 614         | 2 744         | 3 203         | 2 544         | 40        |
| 28 005               | 7 487          | 12 927        | 7 592         | 19 077        | 2 677         | 8 928         | 3 982         | 4 915         | 5 868         | 6 683         | 10 099        | 5 355         | 41        |
| 34 034               | 8 499          | 18 322        | 7 214         | 23 891        | 2 473         | 10 143        | 5 357         | 4 741         | 7 737         | 9 082         | 10 166        | 7 049         | 42        |
| 18 076               | 4 432          | 10 318        | 3 326         | 12 929        | 1 107         | 5 147         | 2 904         | 2 220         | 4 065         | 4 643         | 5 498         | 3 870         | 43        |
| 6 148                | 1 666          | 3 031         | 1 451         | 4 096         | 417           | 2 052         | 1 008         | 1 034         | 1 272         | 1 493         | 1 837         | 1 547         | 44        |
| 5 011                | 2 287          | 1 652         | 1 072         | 3 953         | 475           | 1 058         | 461           | 597           | 1 076         | 1 038         | 1 611         | 1 286         | 45        |
| 4 471                | 1 264          | 2 061         | 1 146         | 3 130         | 421           | 1 341         | 609           | 725           | 799           | 1 151         | 1 568         | 953           | 46        |
| 8 314                | 2 450          | 3 862         | 2 002         | 5 658         | 677           | 2 656         | 1 311         | 1 325         | 1 599         | 1 864         | 2 746         | 2 105         | 47        |
| 37 927               | 13 466         | 14 161        | 10 300        | 27 659        | 4 119         | 10 268        | 4 047         | 6 182         | 6 987         | 8 728         | 14 433        | 7 780         | 48        |
| 22 492               | 8 762          | 7 539         | 6 191         | 16 565        | 2 524         | 5 928         | 2 229         | 3 667         | 3 724         | 4 602         | 9 544         | 4 621         | 49        |
| 7 693                | 2 512          | 3 049         | 2 132         | 5 552         | 842           | 2 141         | 849           | 1 290         | 1 532         | 2 272         | 2 230         | 1 659         | 50        |
| 3 381                | 749            | 1 628         | 1 004         | 2 281         | 378           | 1 100         | 470           | 626           | 752           | 985           | 936           | 709           | 51        |
| 4 361                | 1 443          | 1 945         | 973           | 3 262         | 374           | 1 099         | 500           | 599           | 979           | 869           | 1 722         | 791           | 52        |
| 37 927               | 13 466         | 14 161        | 10 300        | 27 659        | 4 119         | 10 268        | 4 047         | 6 182         | 6 987         | 8 728         | 14 433        | 7 780         | 53        |
| 4 843                | 2 236          | 1 275         | 1 332         | 3 776         | 615           | 1 067         | 347           | 717           | 1 033         | 1 015         | 1 880         | 916           | 54        |
| 30 643               | 10 311         | 11 861        | 8 472         | 21 981        | 3 327         | 8 662         | 3 481         | 5 145         | 5 473         | 7 283         | 11 501        | 6 387         | 55        |
| 2 441                | 918            | 1 026         | 496           | 1 902         | 177           | 539           | 219           | 320           | 481           | 431           | 1 052         | 477           | 56        |
| 26 942               | 12 037         | 10 443        | 4 462         | 22 739        | 2 167         | 4 203         | 1 871         | 2 295         | 5 511         | 5 396         | 8 988         | 7 047         | 57        |
| 884                  | 754            | 128           | 2             | 879           | -             | 5             | 3             | 2             | 508           | 2             | 65            | 309           | 58        |
| 26 023               | 11 265         | 10 297        | 4 460         | 21 835        | 2 167         | 4 188         | 1 858         | 2 293         | 4 992         | 5 392         | 8 910         | 6 729         | 59        |
| 1 851                | 478            | 717           | 656           | 1 108         | 163           | 744           | 251           | 493           | 399           | 342           | 652           | 459           | 60        |
| 24 054               | 10 735         | 9 527         | 3 792         | 20 629        | 2 000         | 3 425         | 1 595         | 1 793         | 4 564         | 5 030         | 8 223         | 6 238         | 61        |
| 117                  | 53             | 53            | 11            | 98            | 4             | 19            | 12            | 7             | 29            | 20            | 36            | 32            | 62        |
| 36                   | 18             | 18            | -             | 25            | -             | 10            | 10            | -             | 12            | 2             | 13            | 9             | 63        |
| 1 865                | 1 008          | 428           | 429           | 1 678         | 288           | 187           | 45            | 141           | 565           | 453           | 568           | 278           | 64        |
| 2 062                | 1 044          | 646           | 372           | 1 883         | 272           | 179           | 79            | 100           | 590           | 372           | 592           | 506           | 65        |
| 2 277                | 1 085          | 926           | 266           | 2 060         | 156           | 217           | 105           | 110           | 468           | 438           | 713           | 657           | 66        |
| 862                  | 445            | 323           | 93            | 761           | 57            | 101           | 64            | 37            | 179           | 131           | 347           | 204           | 67        |



**Table 2-13. Selected Housing Costs—Occupied Units**

[Numbers in thousands. Consistent with the 1990 Census. ... means not applicable or sample too small. — means zero or rounds to zero]

| Characteristics   | Total occupied units | Tenure        |               | Housing unit characteristics |              |                   |              | Household characteristics |              |                             |                    |                     |
|---|----------------------|---------------|---------------|------------------------------|--------------|-------------------|--------------|---------------------------|--------------|-----------------------------|--------------------|---------------------|
|   |                      | Owner         | Renter        | New construction 4 years     | Mobile homes | Physical problems |              | Black                     | Hispanic     | Elderly (65 years and over) | Moved in past year | Below poverty level |
|   |                      |               |               |                              |              | Severe            | Moderate     |                           |              |                             |                    |                     |
| <b>1 Total</b> .....  | <b>102 803</b>       | <b>68 796</b> | <b>34 007</b> | <b>5 881</b>                 | <b>6 785</b> | <b>2 052</b>      | <b>4 826</b> | <b>12 936</b>             | <b>9 041</b> | <b>21 423</b>               | <b>17 447</b>      | <b>14 264</b>       |
| <b>Monthly Housing Costs</b>  |                      |               |               |                              |              |                   |              |                           |              |                             |                    |                     |
| 2 Less than \$100 .....   | 1 603                | 1 202         | 401           | 50                           | 360          | 81                | 155          | 308                       | 135          | 635                         | 219                | 657                 |
| 3 \$100 to \$199 .....  | 9 221                | 7 712         | 1 509         | 346                          | 1 348        | 270               | 613          | 1 336                     | 626          | 4 235                       | 737                | 2 439               |
| 4 \$200 to \$249 .....  | 6 007                | 5 221         | 786           | 183                          | 502          | 104               | 343          | 741                       | 374          | 2 705                       | 425                | 1 116               |
| 5 \$250 to \$299 .....  | 5 710                | 4 675         | 1 034         | 173                          | 524          | 152               | 309          | 666                       | 399          | 2 336                       | 558                | 1 065               |
| 6 \$300 to \$349 .....  | 5 032                | 3 588         | 1 444         | 139                          | 469          | 104               | 298          | 692                       | 373          | 1 760                       | 690                | 867                 |
| 7 \$350 to \$399 .....  | 5 066                | 3 170         | 1 896         | 226                          | 537          | 109               | 320          | 675                       | 367          | 1 381                       | 830                | 834                 |
| 8 \$400 to \$449 .....  | 4 835                | 2 676         | 2 159         | 167                          | 458          | 106               | 304          | 805                       | 438          | 1 207                       | 903                | 806                 |
| 9 \$450 to \$499 .....  | 4 914                | 2 420         | 2 495         | 178                          | 407          | 123               | 265          | 815                       | 512          | 922                         | 993                | 948                 |
| 10 \$500 to \$599 .....   | 9 882                | 4 593         | 5 289         | 418                          | 707          | 216               | 574          | 1 489                     | 1 157        | 1 547                       | 2 318              | 1 386               |
| 11 \$600 to \$699 .....   | 8 770                | 4 215         | 4 554         | 467                          | 474          | 201               | 379          | 1 286                     | 1 084        | 1 029                       | 2 088              | 1 067               |
| 12 \$700 to \$799 .....   | 7 485                | 4 071         | 3 414         | 445                          | 340          | 134               | 293          | 994                       | 873          | 780                         | 1 602              | 710                 |
| 13 \$800 to \$999 .....   | 10 886               | 7 205         | 3 681         | 777                          | 278          | 182               | 331          | 1 197                     | 958          | 888                         | 2 133              | 672                 |
| 14 \$1,000 to \$1,249 .....   | 7 945                | 6 166         | 1 779         | 669                          | 90           | 109               | 168          | 691                       | 640          | 583                         | 1 318              | 420                 |
| 15 \$1,250 to \$1,499 .....   | 4 892                | 4 240         | 652           | 522                          | 36           | 43                | 95           | 335                       | 420          | 349                         | 799                | 204                 |
| 16 \$1,500 or more .....  | 8 455                | 7 642         | 813           | 1 071                        | 45           | 52                | 165          | 505                       | 481          | 643                         | 1 348              | 371                 |
| 17 No cash rent .....   | 2 100                | ...           | 2 100         | 50                           | 210          | 66                | 211          | 402                       | 203          | 423                         | 487                | 702                 |
| <b>18 Median (excludes no cash rent)</b> .....  | <b>581</b>           | <b>581</b>    | <b>580</b>    | <b>832</b>                   | <b>358</b>   | <b>477</b>        | <b>444</b>   | <b>515</b>                | <b>603</b>   | <b>317</b>                  | <b>639</b>         | <b>388</b>          |
| <b>Median Monthly Housing Costs for Owners</b>  |                      |               |               |                              |              |                   |              |                           |              |                             |                    |                     |
| <b>19 Monthly costs including all mortgages plus maintenance costs</b> .....                  | <b>615</b>           | <b>615</b>    | ...           | <b>886</b>                   | <b>354</b>   | <b>387</b>        | <b>345</b>   | <b>538</b>                | <b>697</b>   | <b>315</b>                  | <b>855</b>         | <b>313</b>          |
| <b>20 Monthly costs excluding second and subsequent mortgages and maintenance costs</b> ..... | <b>578</b>           | <b>578</b>    | ...           | <b>869</b>                   | <b>336</b>   | <b>363</b>        | <b>310</b>   | <b>499</b>                | <b>657</b>   | <b>292</b>                  | <b>830</b>         | <b>290</b>          |
| <b>Monthly Housing Costs as Percent of Current Income<sup>1</sup></b>                         |                      |               |               |                              |              |                   |              |                           |              |                             |                    |                     |
| 21 Less than 5 percent .....  | 5 457                | 5 163         | 293           | 314                          | 549          | 93                | 181          | 433                       | 276          | 1 083                       | 466                | 41                  |
| 22 5 to 9 percent .....   | 13 195               | 11 992        | 1 203         | 540                          | 1 047        | 169               | 489          | 1 143                     | 734          | 3 298                       | 946                | 162                 |
| 23 10 to 14 percent .....   | 15 070               | 11 948        | 3 122         | 807                          | 1 041        | 232               | 549          | 1 440                     | 970          | 3 235                       | 1 618              | 377                 |
| 24 15 to 19 percent .....   | 15 333               | 11 108        | 4 226         | 1 052                        | 925          | 207               | 584          | 1 541                     | 1 169        | 2 624                       | 2 276              | 460                 |
| 25 20 to 24 percent .....   | 11 996               | 7 761         | 4 235         | 816                          | 622          | 245               | 493          | 1 465                     | 970          | 1 846                       | 2 287              | 480                 |
| 26 25 to 29 percent .....   | 9 066                | 5 503         | 3 562         | 591                          | 534          | 186               | 414          | 1 235                     | 924          | 1 624                       | 1 965              | 812                 |
| 27 30 to 34 percent .....   | 6 281                | 3 450         | 2 832         | 390                          | 318          | 134               | 394          | 933                       | 673          | 1 177                       | 1 470              | 723                 |
| 28 35 to 39 percent .....   | 4 495                | 2 428         | 2 067         | 255                          | 239          | 128               | 248          | 721                       | 565          | 978                         | 1 034              | 685                 |
| 29 40 to 49 percent .....   | 5 187                | 2 610         | 2 577         | 327                          | 337          | 118               | 311          | 866                       | 742          | 1 203                       | 1 240              | 1 068               |
| 30 50 to 59 percent .....   | 2 900                | 1 292         | 1 608         | 188                          | 180          | 83                | 146          | 542                       | 414          | 650                         | 769                | 849                 |
| 31 60 to 69 percent .....   | 1 884                | 849           | 1 035         | 103                          | 137          | 58                | 114          | 313                       | 256          | 477                         | 506                | 666                 |
| 32 70 to 99 percent .....   | 2 693                | 1 140         | 1 552         | 130                          | 165          | 92                | 179          | 533                       | 390          | 753                         | 717                | 1 339               |
| 33 100 percent or more <sup>2</sup> .....   | 4 875                | 2 360         | 2 515         | 223                          | 311          | 152               | 355          | 959                       | 502          | 1 514                       | 1 133              | 3 735               |
| 34 Zero or negative income .....  | 2 270                | 1 191         | 1 079         | 96                           | 169          | 87                | 160          | 409                       | 254          | 538                         | 534                | 2 165               |
| 35 No cash rent .....   | 2 100                | ...           | 2 100         | 50                           | 210          | 66                | 211          | 402                       | 203          | 423                         | 487                | 702                 |
| <b>36 Median (excludes 2 previous lines)</b> .....  | <b>20</b>            | <b>17</b>     | <b>28</b>     | <b>21</b>                    | <b>18</b>    | <b>25</b>         | <b>24</b>    | <b>25</b>                 | <b>26</b>    | <b>20</b>                   | <b>27</b>          | <b>61</b>           |
| <b>37 Median (excludes 3 lines before medians)</b> .....                                      | <b>19</b>            | <b>17</b>     | <b>27</b>     | <b>20</b>                    | <b>17</b>    | <b>24</b>         | <b>23</b>    | <b>23</b>                 | <b>25</b>    | <b>19</b>                   | <b>25</b>          | <b>41</b>           |
| <b>Rent Paid by Lodgers</b>   |                      |               |               |                              |              |                   |              |                           |              |                             |                    |                     |
| 38 Lodgers in housing units .....   | 1 014                | 417           | 597           | 45                           | 55           | 22                | 69           | 113                       | 148          | 25                          | 393                | 92                  |
| 39 Less than \$100 per month .....  | 31                   | 11            | 21            | 2                            | —            | 6                 | 5            | 4                         | 4            | —                           | 14                 | 10                  |
| 40 \$100 to \$199 .....   | 134                  | 58            | 76            | 4                            | 20           | 2                 | 16           | 8                         | 16           | 7                           | 44                 | 24                  |
| 41 \$200 to \$299 .....   | 241                  | 70            | 171           | 13                           | 22           | 4                 | 27           | 25                        | 40           | 3                           | 105                | 12                  |
| 42 \$300 to \$399 .....   | 218                  | 79            | 139           | 8                            | 8            | 4                 | 7            | 25                        | 43           | 5                           | 90                 | 10                  |
| 43 \$400 or more per month .....  | 310                  | 164           | 146           | 17                           | 5            | 3                 | 12           | 35                        | 30           | 5                           | 115                | 32                  |
| 44 Not reported .....   | 80                   | 36            | 44            | 2                            | —            | 2                 | 2            | 16                        | 15           | 4                           | 25                 | 4                   |
| <b>45 Median</b> .....  | <b>328</b>           | <b>366</b>    | <b>307</b>    | ...                          | ...          | ...               | <b>246</b>   | <b>344</b>                | <b>315</b>   | ...                         | <b>323</b>         | <b>283</b>          |
| <b>Monthly Cost Paid for Electricity</b>  |                      |               |               |                              |              |                   |              |                           |              |                             |                    |                     |
| 46 Electricity used .....   | 102 708              | 68 741        | 33 966        | 5 877                        | 6 781        | 1 958             | 4 826        | 12 922                    | 9 031        | 21 407                      | 17 427             | 14 224              |
| 47 Less than \$25 .....   | 8 730                | 3 338         | 5 391         | 297                          | 551          | 291               | 571          | 1 072                     | 1 144        | 2 225                       | 2 310              | 1 771               |
| 48 \$25 to \$49 .....   | 27 875               | 17 277        | 10 598        | 1 389                        | 1 745        | 542               | 1 480        | 3 299                     | 2 748        | 6 592                       | 5 062              | 4 286               |
| 49 \$50 to \$74 .....   | 25 525               | 18 844        | 6 681         | 1 724                        | 1 849        | 402               | 996          | 2 963                     | 1 926        | 5 035                       | 4 369              | 2 972               |
| 50 \$75 to \$99 .....   | 14 168               | 11 546        | 2 621         | 948                          | 1 018        | 203               | 527          | 1 673                     | 937          | 2 775                       | 1 494              | 1 263               |
| 51 \$100 to \$149 .....   | 12 587               | 10 702        | 1 885         | 920                          | 1 018        | 124               | 444          | 1 575                     | 794          | 2 163                       | 1 318              | 1 211               |
| 52 \$150 to \$199 .....   | 3 741                | 3 285         | 456           | 240                          | 275          | 28                | 53           | 497                       | 263          | 557                         | 296                | 361                 |
| 53 \$200 or more .....  | 2 007                | 1 685         | 322           | 95                           | 68           | 30                | 102          | 282                       | 125          | 384                         | 243                | 248                 |
| <b>54 Median</b> .....  | <b>60</b>            | <b>67</b>     | <b>45</b>     | <b>66</b>                    | <b>63</b>    | <b>49</b>         | <b>51</b>    | <b>61</b>                 | <b>51</b>    | <b>55</b>                   | <b>51</b>          | <b>50</b>           |
| 55 Included in rent, other fee, or obtained free .....  | 8 074                | 2 063         | 6 011         | 265                          | 257          | 338               | 653          | 1 562                     | 1 095        | 1 677                       | 2 344              | 2 113               |
| <b>Monthly Cost Paid for Piped Gas</b>  |                      |               |               |                              |              |                   |              |                           |              |                             |                    |                     |
| 56 Piped gas used .....   | 63 133               | 41 861        | 21 272        | 2 979                        | 1 937        | 1 313             | 3 145        | 8 634                     | 6 546        | 13 027                      | 10 346             | 8 732               |
| 57 Less than \$25 .....   | 14 185               | 7 876         | 6 309         | 762                          | 587          | 373               | 929          | 1 901                     | 2 366        | 2 634                       | 2 904              | 2 203               |
| 58 \$25 to \$49 .....   | 20 007               | 15 441        | 4 565         | 1 162                        | 783          | 298               | 913          | 2 183                     | 1 710        | 4 436                       | 2 979              | 2 282               |
| 59 \$50 to \$74 .....   | 10 037               | 8 367         | 1 671         | 518                          | 205          | 113               | 336          | 1 208                     | 483          | 2 267                       | 1 175              | 1 004               |
| 60 \$75 to \$99 .....   | 4 466                | 3 809         | 657           | 182                          | 84           | 78                | 114          | 594                       | 201          | 913                         | 444                | 455                 |
| 61 \$100 to \$149 .....   | 2 283                | 1 886         | 398           | 58                           | 21           | 49                | 91           | 425                       | 145          | 505                         | 190                | 279                 |
| 62 \$150 to \$199 .....   | 766                  | 628           | 138           | 26                           | 6            | 22                | 35           | 207                       | 70           | 166                         | 91                 | 97                  |
| 63 \$200 or more .....  | 612                  | 461           | 151           | 40                           | 13           | 16                | 38           | 113                       | 70           | 129                         | 111                | 112                 |
| <b>64 Median</b> .....  | <b>40</b>            | <b>43</b>     | <b>28</b>     | <b>38</b>                    | <b>33</b>    | <b>33</b>         | <b>33</b>    | <b>41</b>                 | <b>27</b>    | <b>41</b>                   | <b>33</b>          | <b>36</b>           |
| 65 Included in rent, other fee, or obtained free .....  | 10 778               | 3 394         | 7 384         | 231                          | 238          | 364               | 690          | 2 004                     | 1 501        | 1 977                       | 2 752              | 2 299               |
| <b>Average Monthly Cost Paid for Fuel Oil</b>   |                      |               |               |                              |              |                   |              |                           |              |                             |                    |                     |
| 66 Fuel oil used .....  | 15 954               | 9 890         | 6 064         | 401                          | 690          | 531               | 780          | 1 943                     | 1 337        | 3 871                       | 2 132              | 2 253               |
| 67 Less than \$25 .....   | 1 262                | 1 010         | 252           | 34                           | 113          | 33                | 56           | 137                       | 76           | 346                         | 165                | 141                 |
| 68 \$25 to \$49 .....   | 2 530                | 2 130         | 400           | 56                           | 208          | 51                | 90           | 140                       | 76           | 672                         | 173                | 239                 |
| 69 \$50 to \$74 .....   | 2 327                | 2 052         | 274           | 35                           | 61           | 39                | 50           | 137                       | 44           | 633                         | 135                | 178                 |
| 70 \$75 to \$99 .....   | 1 220                | 1 120         | 100           | 18                           | 12           | 19                | 28           | 81                        | 18           | 347                         | 73                 | 106                 |
| 71 \$100 to \$149 .....   | 990                  | 928           | 62            | 15                           | 5            | 11                | 7            | 48                        | 31           | 267                         | 40                 | 52                  |
| 72 \$150 to \$199 .....   | 274                  | 254           | 20            | —                            | —            | —                 | 5            | 29                        | 9            | 73                          | 8                  | 25                  |
| 73 \$200 or more .....  | 142                  | 132           | 10            | —                            | —            | —                 | 3            | 5                         | 9            | 38                          | 7                  | 14                  |
| <b>74 Median</b> .....  | <b>56</b>            | <b>58</b>     | <b>44</b>     | <b>45</b>                    | <b>35</b>    | <b>49</b>         | <b>43</b>    | <b>54</b>                 | <b>43</b>    | <b>57</b>                   | <b>45</b>          | <b>50</b>           |
| 75 Included in rent, other fee, or obtained free .....  | 7 208                | 2 263         | 4 946         | 241                          | 291          | 368               | 538          | 1 345                     | 1 074        | 1 495                       | 1 531              | 1 499               |

| Total occupied units | In MSAs        |               | Outside MSAs  | Urban         |              | Rural         |               |               | Regions       |               |               |               |           |
|----------------------|----------------|---------------|---------------|---------------|--------------|---------------|---------------|---------------|---------------|---------------|---------------|---------------|-----------|
|                      | Central cities | Suburbs       |               | Total         | Outside MSAs | Total         | Suburbs       | Outside MSAs  | Northeast     | Midwest       | South         | West          |           |
| <b>102 803</b>       | <b>31 131</b>  | <b>48 780</b> | <b>22 891</b> | <b>73 259</b> | <b>7 912</b> | <b>29 544</b> | <b>14 420</b> | <b>14 979</b> | <b>19 958</b> | <b>24 360</b> | <b>36 389</b> | <b>22 096</b> | <b>1</b>  |
| 1 603                | 472            | 458           | 672           | 819           | 146          | 783           | 255           | 527           | 205           | 215           | 938           | 245           | 2         |
| 9 221                | 2 132          | 3 126         | 3 963         | 4 981         | 1 176        | 4 240         | 1 437         | 2 787         | 911           | 2 260         | 4 690         | 1 360         | 3         |
| 6 007                | 1 443          | 2 399         | 2 165         | 3 623         | 740          | 2 384         | 959           | 1 425         | 718           | 1 720         | 2 484         | 1 084         | 4         |
| 5 710                | 1 584          | 2 353         | 1 773         | 3 743         | 684          | 1 967         | 868           | 1 089         | 948           | 1 718         | 2 045         | 998           | 5         |
| 5 032                | 1 549          | 2 086         | 1 397         | 3 461         | 539          | 1 571         | 704           | 858           | 982           | 1 485         | 1 752         | 812           | 6         |
| 5 066                | 1 587          | 2 018         | 1 461         | 3 528         | 565          | 1 538         | 642           | 896           | 970           | 1 448         | 1 807         | 840           | 7         |
| 4 835                | 1 697          | 1 988         | 1 150         | 3 640         | 490          | 1 195         | 526           | 660           | 1 019         | 1 331         | 1 665         | 819           | 8         |
| 4 914                | 1 819          | 2 039         | 1 057         | 3 681         | 431          | 1 234         | 605           | 626           | 957           | 1 292         | 1 779         | 886           | 9         |
| 9 882                | 3 769          | 4 058         | 2 056         | 7 542         | 831          | 2 340         | 1 101         | 1 225         | 2 009         | 2 530         | 3 392         | 1 951         | 10        |
| 8 770                | 3 197          | 3 947         | 1 626         | 6 748         | 557          | 2 021         | 935           | 1 070         | 1 809         | 2 078         | 2 952         | 1 931         | 11        |
| 7 485                | 2 556          | 3 745         | 1 184         | 5 755         | 426          | 1 731         | 966           | 758           | 1 549         | 1 668         | 2 685         | 1 584         | 12        |
| 10 886               | 3 283          | 6 043         | 1 559         | 8 191         | 522          | 2 695         | 1 638         | 1 037         | 2 299         | 2 415         | 3 588         | 2 584         | 13        |
| 7 945                | 2 244          | 4 831         | 870           | 6 072         | 306          | 1 873         | 1 290         | 563           | 1 787         | 1 657         | 2 248         | 2 252         | 14        |
| 4 892                | 1 253          | 3 198         | 441           | 3 766         | 101          | 1 126         | 779           | 340           | 1 155         | 905           | 1 253         | 1 579         | 15        |
| 8 455                | 2 035          | 5 786         | 635           | 6 459         | 124          | 1 996         | 1 474         | 510           | 2 235         | 1 280         | 2 114         | 2 827         | 16        |
| 2 100                | 513            | 705           | 881           | 1 251         | 273          | 849           | 240           | 609           | 405           | 355           | 996           | 344           | 17        |
| <b>581</b>           | <b>580</b>     | <b>689</b>    | <b>385</b>    | <b>615</b>    | <b>397</b>   | <b>477</b>    | <b>599</b>    | <b>378</b>    | <b>658</b>    | <b>521</b>    | <b>516</b>    | <b>697</b>    | <b>18</b> |
| <b>615</b>           | <b>648</b>     | <b>754</b>    | <b>390</b>    | <b>692</b>    | <b>400</b>   | <b>495</b>    | <b>640</b>    | <b>386</b>    | <b>751</b>    | <b>564</b>    | <b>514</b>    | <b>829</b>    | <b>19</b> |
| <b>578</b>           | <b>600</b>     | <b>715</b>    | <b>361</b>    | <b>649</b>    | <b>368</b>   | <b>463</b>    | <b>603</b>    | <b>358</b>    | <b>709</b>    | <b>532</b>    | <b>480</b>    | <b>778</b>    | <b>20</b> |
| 5 457                | 1 177          | 2 520         | 1 760         | 3 053         | 364          | 2 404         | 999           | 1 395         | 716           | 1 341         | 2 315         | 1 086         | 21        |
| 13 195               | 3 142          | 6 229         | 3 824         | 8 241         | 1 119        | 4 954         | 2 231         | 2 705         | 2 270         | 3 530         | 5 198         | 2 197         | 22        |
| 15 070               | 3 845          | 7 457         | 3 767         | 10 044        | 1 214        | 5 026         | 2 439         | 2 554         | 2 844         | 4 270         | 5 426         | 2 529         | 23        |
| 15 333               | 4 432          | 7 720         | 3 180         | 10 971        | 1 177        | 4 362         | 2 338         | 2 003         | 2 845         | 4 013         | 5 505         | 2 970         | 24        |
| 11 996               | 3 744          | 6 001         | 2 251         | 8 936         | 884          | 3 060         | 1 669         | 1 367         | 2 393         | 2 867         | 4 047         | 2 689         | 25        |
| 9 066                | 2 861          | 4 561         | 1 643         | 6 816         | 624          | 2 250         | 1 218         | 1 019         | 1 963         | 2 011         | 2 932         | 2 160         | 26        |
| 6 281                | 2 084          | 2 979         | 1 218         | 4 800         | 477          | 1 481         | 730           | 741           | 1 391         | 1 270         | 1 982         | 1 638         | 27        |
| 4 495                | 1 570          | 2 189         | 736           | 3 519         | 324          | 1 976         | 560           | 411           | 943           | 868           | 1 425         | 1 259         | 28        |
| 5 187                | 1 934          | 2 336         | 916           | 4 109         | 358          | 1 078         | 517           | 558           | 1 119         | 976           | 1 678         | 1 413         | 29        |
| 2 900                | 1 202          | 1 193         | 505           | 2 288         | 213          | 612           | 317           | 292           | 589           | 534           | 962           | 815           | 30        |
| 1 884                | 760            | 813           | 312           | 1 496         | 120          | 388           | 196           | 192           | 444           | 376           | 546           | 518           | 31        |
| 2 693                | 1 112          | 1 196         | 385           | 2 187         | 170          | 506           | 291           | 215           | 595           | 494           | 820           | 784           | 32        |
| 4 875                | 1 887          | 2 005         | 984           | 3 886         | 434          | 989           | 434           | 550           | 972           | 1 000         | 1 736         | 1 168         | 33        |
| 2 270                | 866            | 875           | 529           | 1 662         | 161          | 609           | 240           | 369           | 469           | 456           | 821           | 525           | 34        |
| 2 100                | 513            | 705           | 881           | 1 251         | 273          | 849           | 240           | 609           | 405           | 355           | 996           | 344           | 35        |
| <b>20</b>            | <b>23</b>      | <b>20</b>     | <b>17</b>     | <b>22</b>     | <b>19</b>    | <b>17</b>     | <b>18</b>     | <b>16</b>     | <b>22</b>     | <b>18</b>     | <b>19</b>     | <b>23</b>     | <b>36</b> |
| <b>19</b>            | <b>22</b>      | <b>19</b>     | <b>16</b>     | <b>21</b>     | <b>19</b>    | <b>16</b>     | <b>17</b>     | <b>15</b>     | <b>21</b>     | <b>18</b>     | <b>18</b>     | <b>22</b>     | <b>37</b> |
| 1 014                | 458            | 435           | 120           | 883           | 55           | 131           | 60            | 65            | 148           | 202           | 297           | 367           | 38        |
| 31                   | 17             | 6             | 9             | 29            | 6            | 2             | -             | 2             | 5             | 6             | 12            | 8             | 39        |
| 134                  | 41             | 42            | 50            | 96            | 22           | 38            | 9             | 29            | 12            | 56            | 31            | 35            | 40        |
| 241                  | 120            | 93            | 28            | 205           | 17           | 36            | 23            | 11            | 23            | 71            | 80            | 66            | 41        |
| 218                  | 109            | 100           | 8             | 203           | 2            | 15            | 9             | 6             | 38            | 13            | 66            | 101           | 42        |
| 310                  | 125            | 163           | 22            | 279           | 7            | 31            | 12            | 15            | 54            | 40            | 77            | 139           | 43        |
| 80                   | 47             | 30            | 2             | 71            | -            | 9             | 7             | 2             | 15            | 16            | 30            | 19            | 44        |
| <b>328</b>           | <b>326</b>     | <b>361</b>    | <b>200</b>    | <b>338</b>    | <b>...</b>   | <b>257</b>    | <b>276</b>    | <b>204</b>    | <b>367</b>    | <b>243</b>    | <b>315</b>    | <b>365</b>    | <b>45</b> |
| 102 708              | 31 097         | 48 754        | 22 856        | 73 213        | 7 911        | 29 495        | 14 405        | 14 945        | 19 934        | 24 335        | 36 366        | 22 073        | 46        |
| 8 730                | 3 456          | 3 642         | 1 632         | 7 233         | 725          | 1 496         | 586           | 906           | 1 664         | 2 490         | 1 343         | 3 232         | 47        |
| 27 875               | 9 063          | 12 338        | 6 474         | 20 921        | 2 535        | 6 954         | 2 980         | 3 940         | 6 101         | 7 936         | 6 885         | 6 952         | 48        |
| 25 525               | 7 151          | 12 293        | 6 081         | 17 397        | 1 940        | 8 128         | 3 962         | 4 141         | 4 619         | 6 741         | 9 445         | 4 721         | 49        |
| 14 168               | 3 364          | 7 573         | 3 231         | 9 099         | 874          | 5 069         | 2 690         | 2 358         | 2 255         | 2 749         | 6 978         | 2 185         | 50        |
| 12 587               | 2 828          | 6 886         | 2 873         | 7 856         | 682          | 4 732         | 2 507         | 2 191         | 2 102         | 1 956         | 6 630         | 1 899         | 51        |
| 3 741                | 760            | 2 142         | 839           | 2 235         | 205          | 1 507         | 861           | 634           | 603           | 421           | 2 257         | 460           | 52        |
| 2 007                | 533            | 1 143         | 331           | 1 383         | 88           | 624           | 376           | 243           | 410           | 309           | 905           | 383           | 53        |
| <b>60</b>            | <b>54</b>      | <b>64</b>     | <b>61</b>     | <b>57</b>     | <b>53</b>    | <b>68</b>     | <b>72</b>     | <b>64</b>     | <b>56</b>     | <b>53</b>     | <b>74</b>     | <b>49</b>     | <b>54</b> |
| 8 074                | 3 942          | 2 737         | 1 395         | 7 089         | 862          | 985           | 443           | 533           | 2 180         | 1 731         | 1 923         | 2 240         | 55        |
| 63 133               | 23 631         | 29 575        | 9 928         | 53 204        | 5 443        | 9 929         | 5 392         | 4 485         | 12 611        | 18 410        | 15 663        | 16 450        | 56        |
| 14 185               | 5 935          | 6 239         | 2 011         | 12 158        | 1 123        | 2 027         | 1 125         | 889           | 1 983         | 1 847         | 4 864         | 5 491         | 57        |
| 20 007               | 6 621          | 9 648         | 3 737         | 16 435        | 2 107        | 3 571         | 1 918         | 1 630         | 2 160         | 6 842         | 5 357         | 5 647         | 58        |
| 10 037               | 3 002          | 5 299         | 1 737         | 8 126         | 879          | 1 911         | 1 049         | 858           | 2 114         | 4 102         | 2 135         | 1 687         | 59        |
| 4 466                | 1 461          | 2 345         | 660           | 3 659         | 283          | 806           | 428           | 377           | 1 554         | 1 736         | 717           | 459           | 60        |
| 2 283                | 848            | 1 182         | 254           | 1 957         | 131          | 326           | 203           | 123           | 1 197         | 584           | 285           | 217           | 61        |
| 766                  | 348            | 338           | 80            | 668           | 39           | 98            | 58            | 40            | 343           | 164           | 203           | 56            | 62        |
| 612                  | 259            | 279           | 74            | 495           | 22           | 117           | 65            | 52            | 252           | 155           | 120           | 84            | 63        |
| <b>40</b>            | <b>37</b>      | <b>42</b>     | <b>40</b>     | <b>40</b>     | <b>39</b>    | <b>42</b>     | <b>42</b>     | <b>42</b>     | <b>58</b>     | <b>46</b>     | <b>34</b>     | <b>31</b>     | <b>64</b> |
| 10 778               | 5 157          | 4 245         | 1 376         | 9 706         | 860          | 1 072         | 547           | 516           | 3 008         | 2 979         | 1 981         | 2 809         | 65        |
| 15 954               | 5 085          | 7 371         | 3 499         | 10 621        | 869          | 5 333         | 2 685         | 2 630         | 8 985         | 2 105         | 3 419         | 1 445         | 66        |
| 1 262                | 277            | 582           | 403           | 670           | 74           | 592           | 258           | 329           | 465           | 228           | 432           | 137           | 67        |
| 2 530                | 331            | 1 298         | 901           | 1 087         | 135          | 1 443         | 674           | 766           | 1 294         | 437           | 613           | 186           | 68        |
| 2 327                | 298            | 1 328         | 700           | 1 130         | 140          | 1 197         | 634           | 560           | 1 573         | 300           | 371           | 83            | 69        |
| 1 220                | 199            | 782           | 240           | 728           | 61           | 493           | 315           | 178           | 982           | 86            | 112           | 40            | 70        |
| 990                  | 118            | 670           | 202           | 610           | 44           | 381           | 222           | 159           | 849           | 62            | 56            | 24            | 71        |
| 274                  | 71             | 157           | 46            | 189           | 12           | 84            | 50            | 35            | 228           | 14            | 29            | 3             | 72        |
| 142                  | 55             | 70            | 17            | 112           | 5            | 30            | 18            | 12            | 104           | 4             | 26            | 8             | 73        |
| <b>56</b>            | <b>56</b>      | <b>61</b>     | <b>49</b>     | <b>61</b>     | <b>55</b>    | <b>52</b>     | <b>56</b>     | <b>48</b>     | <b>66</b>     | <b>44</b>     | <b>41</b>     | <b>39</b>     | <b>74</b> |
| 7 208                | 3 735          | 2 484         | 989           | 6 095         | 399          | 1 114         | 514           | 591           | 3 490         | 974           | 1 780         | 965           | 75        |

**Table 2-13. Selected Housing Costs—Occupied Units—Con.**

[Numbers in thousands. Consistent with the 1990 Census. ... means not applicable or sample too small. — means zero or rounds to zero]

|  | Characteristics                                  | Total occupied units | Tenure        |            | Housing unit characteristics |              |                   |              | Household characteristics |              |                             |                    |                     |
|--|--|----------------------|---------------|------------|------------------------------|--------------|-------------------|--------------|---------------------------|--------------|-----------------------------|--------------------|---------------------|
|  |  |                      | Owner         | Renter     | New construction 4 years     | Mobile homes | Physical problems |              | Black                     | Hispanic     | Elderly (65 years and over) | Moved in past year | Below poverty level |
|  |  |                      |               |            |                              |              | Severe            | Moderate     |                           |              |                             |                    |                     |
| <b>Property Insurance</b>                                  |  |                      |               |            |                              |              |                   |              |                           |              |                             |                    |                     |
| 1  | Property insurance paid .....                    | 72 829               | 64 423        | 8 406      | 5 023                        | 4 745        | 869               | 2 046        | 6 435                     | 3 949        | 17 476                      | 7 615              | 6 202               |
| 2  | <b>Median per month</b> .....                    | <b>35</b>            | <b>37</b>     | <b>18</b>  | <b>38</b>                    | <b>25</b>    | <b>31</b>         | <b>30</b>    | <b>32</b>                 | <b>36</b>    | <b>34</b>                   | <b>30</b>          | <b>30</b>           |
| <b>Monthly Costs Paid for Selected Utilities and Fuels</b> |  |                      |               |            |                              |              |                   |              |                           |              |                             |                    |                     |
| 3  | Water paid separately .....                      | 54 857               | 47 745        | 7 112      | 3 438                        | 2 885        | 714               | 1 985        | 5 922                     | 3 991        | 12 201                      | 6 065              | 5 434               |
| 4  | <b>Median</b> .....                              | <b>28</b>            | <b>29</b>     | <b>21</b>  | <b>31</b>                    | <b>22</b>    | <b>22</b>         | <b>27</b>    | <b>25</b>                 | <b>34</b>    | <b>24</b>                   | <b>22</b>          | <b>23</b>           |
| 5  | Trash paid separately .....                      | 40 045               | 35 350        | 4 695      | 2 606                        | 2 349        | 424               | 1 302        | 2 865                     | 2 458        | 8 832                       | 3 973              | 3 651               |
| 6  | <b>Median</b> .....                              | <b>16</b>            | <b>17</b>     | <b>15</b>  | <b>16</b>                    | <b>14</b>    | <b>16</b>         | <b>15</b>    | <b>16</b>                 | <b>18</b>    | <b>15</b>                   | <b>14</b>          | <b>15</b>           |
| 7  | Bottled gas paid separately .....                | 8 504                | 7 355         | 1 150      | 772                          | 1 857        | 178               | 614          | 701                       | 363          | 2 002                       | 799                | 1 160               |
| 8  | <b>Median</b> .....                              | <b>51</b>            | <b>53</b>     | <b>43</b>  | <b>54</b>                    | <b>46</b>    | <b>47</b>         | <b>44</b>    | <b>53</b>                 | <b>42</b>    | <b>54</b>                   | <b>44</b>          | <b>52</b>           |
| 9  | Other fuel paid separately .....                 | 7 022                | 5 975         | 1 047      | 244                          | 818          | 140               | 369          | 605                       | 351          | 1 288                       | 610                | 770                 |
| 10   | <b>Median</b> .....                              | <b>12</b>            | <b>12</b>     | <b>10-</b> | <b>10-</b>                   | <b>16</b>    | <b>19</b>         | <b>17</b>    | <b>10</b>                 | <b>10-</b>   | <b>15</b>                   | <b>10-</b>         | <b>16</b>           |
| <b>OWNER OCCUPIED UNITS</b>                                |  |                      |               |            |                              |              |                   |              |                           |              |                             |                    |                     |
| 11   | <b>Total</b> .....                               | <b>68 796</b>        | <b>68 796</b> | <b>...</b> | <b>4 825</b>                 | <b>5 649</b> | <b>869</b>        | <b>2 056</b> | <b>6 013</b>              | <b>4 087</b> | <b>17 196</b>               | <b>5 636</b>       | <b>6 276</b>        |
| <b>Cost and Ownership Sharing</b>                          |  |                      |               |            |                              |              |                   |              |                           |              |                             |                    |                     |
| 12   | Ownership shared by person not living here ..... | 2 438                | 2 438         | ...        | 94                           | 253          | 65                | 129          | 259                       | 196          | 677                         | 226                | 406                 |
| 13   | Costs shared by person not living here .....     | 418                  | 418           | ...        | 15                           | 22           | 15                | 35           | 32                        | 41           | 53                          | 42                 | 95                  |
| 14   | Costs not shared .....                           | 2 010                | 2 010         | ...        | 79                           | 230          | 50                | 93           | 227                       | 155          | 624                         | 183                | 306                 |
| 15   | Cost sharing not reported .....                  | 9                    | 9             | ...        | —                            | —            | —                 | —            | —                         | —            | —                           | 1                  | 5                   |
| 16   | Ownership not shared .....                       | 63 670               | 63 670        | ...        | 4 395                        | 4 039        | 764               | 1 770        | 5 445                     | 3 736        | 16 040                      | 5 057              | 5 348               |
| 17   | Costs shared by person not living here .....     | 312                  | 312           | ...        | 49                           | 54           | 14                | 13           | 37                        | 58           | 64                          | 30                 | 58                  |
| 18   | Costs not shared .....                           | 63 295               | 63 295        | ...        | 4 344                        | 3 961        | 750               | 1 757        | 5 399                     | 3 678        | 15 948                      | 5 020              | 5 284               |
| 19   | Cost sharing not reported .....                  | 63                   | 63            | ...        | 2                            | 24           | —                 | —            | 8                         | —            | 29                          | 7                  | 7                   |
| 20   | Ownership sharing not reported .....             | 2 688                | 2 688         | ...        | 337                          | 1 358        | 40                | 158          | 310                       | 155          | 479                         | 354                | 522                 |
| <b>Monthly Payment for Principal and Interest</b>          |  |                      |               |            |                              |              |                   |              |                           |              |                             |                    |                     |
| 21   | One or more regular mortgages .....              | 38 883               | 38 883        | ...        | 3 779                        | 2 409        | 371               | 841          | 3 487                     | 2 598        | 3 142                       | 4 247              | 1 983               |
| 22   | Less than \$100 .....                            | 1 121                | 1 121         | ...        | 86                           | 211          | 17                | 24           | 161                       | 82           | 159                         | 103                | 144                 |
| 23   | \$100 to \$199 .....                             | 1 708                | 1 708         | ...        | 75                           | 302          | 35                | 96           | 267                       | 107          | 336                         | 144                | 254                 |
| 24   | \$200 to \$249 .....                             | 1 391                | 1 391         | ...        | 91                           | 248          | 17                | 68           | 177                       | 82           | 248                         | 116                | 146                 |
| 25   | \$250 to \$299 .....                             | 1 776                | 1 776         | ...        | 193                          | 372          | 17                | 58           | 246                       | 122          | 197                         | 131                | 196                 |
| 26   | \$300 to \$349 .....                             | 2 073                | 2 073         | ...        | 176                          | 335          | 29                | 65           | 196                       | 117          | 267                         | 129                | 117                 |
| 27   | \$350 to \$399 .....                             | 2 234                | 2 234         | ...        | 189                          | 322          | 10                | 59           | 221                       | 147          | 218                         | 208                | 156                 |
| 28   | \$400 to \$449 .....                             | 2 139                | 2 139         | ...        | 131                          | 116          | 30                | 57           | 230                       | 162          | 204                         | 192                | 111                 |
| 29   | \$450 to \$499 .....                             | 2 325                | 2 325         | ...        | 180                          | 171          | 25                | 57           | 232                       | 146          | 198                         | 247                | 92                  |
| 30   | \$500 to \$599 .....                             | 4 228                | 4 228         | ...        | 314                          | 151          | 43                | 60           | 373                       | 286          | 299                         | 404                | 163                 |
| 31   | \$600 to \$699 .....                             | 4 049                | 4 049         | ...        | 309                          | 62           | 36                | 40           | 331                       | 274          | 207                         | 446                | 130                 |
| 32   | \$700 to \$799 .....                             | 3 001                | 3 001         | ...        | 339                          | 82           | 21                | 67           | 241                       | 157          | 154                         | 338                | 84                  |
| 33   | \$800 to \$999 .....                             | 4 460                | 4 460         | ...        | 483                          | 8            | 42                | 57           | 324                       | 351          | 225                         | 556                | 129                 |
| 34   | \$1,000 to \$1,249 .....                         | 3 697                | 3 697         | ...        | 522                          | 17           | 35                | 63           | 247                       | 294          | 197                         | 511                | 122                 |
| 35   | \$1,250 to \$1,499 .....                         | 1 833                | 1 833         | ...        | 277                          | —            | 7                 | 30           | 81                        | 114          | 68                          | 257                | 46                  |
| 36   | \$1,500 or more .....                            | 2 851                | 2 851         | ...        | 414                          | 12           | 8                 | 39           | 160                       | 157          | 164                         | 466                | 92                  |
| 37   | <b>Median</b> .....                              | <b>611</b>           | <b>611</b>    | <b>...</b> | <b>743</b>                   | <b>311</b>   | <b>...</b>        | <b>443</b>   | <b>504</b>                | <b>617</b>   | <b>436</b>                  | <b>701</b>         | <b>393</b>          |
| <b>Average Monthly Cost Paid for Real Estate Taxes</b>     |  |                      |               |            |                              |              |                   |              |                           |              |                             |                    |                     |
| 38   | Less than \$25 .....                             | 10 936               | 10 936        | ...        | 1 159                        | 3 694        | 247               | 843          | 1 604                     | 654          | 3 479                       | 1 239              | 2 157               |
| 39   | \$25 to \$49 .....                               | 9 674                | 9 674         | ...        | 576                          | 1 129        | 151               | 423          | 1 138                     | 659          | 2 947                       | 610                | 1 105               |
| 40   | \$50 to \$74 .....                               | 8 909                | 8 909         | ...        | 540                          | 445          | 100               | 233          | 850                       | 659          | 2 454                       | 644                | 793                 |
| 41   | \$75 to \$99 .....                               | 6 949                | 6 949         | ...        | 353                          | 127          | 75                | 124          | 594                       | 462          | 1 716                       | 534                | 498                 |
| 42   | \$100 to \$149 .....                             | 11 471               | 11 471        | ...        | 719                          | 150          | 115               | 160          | 750                       | 684          | 2 602                       | 894                | 734                 |
| 43   | \$150 to \$199 .....                             | 7 032                | 7 032         | ...        | 438                          | 47           | 66                | 66           | 364                       | 333          | 1 478                       | 569                | 386                 |
| 44   | \$200 or more .....                              | 13 825               | 13 825        | ...        | 1 040                        | 58           | 114               | 208          | 713                       | 634          | 2 521                       | 1 146              | 603                 |
| 45   | <b>Median</b> .....                              | <b>93</b>            | <b>93</b>     | <b>...</b> | <b>85</b>                    | <b>25-</b>   | <b>59</b>         | <b>36</b>    | <b>58</b>                 | <b>79</b>    | <b>72</b>                   | <b>90</b>          | <b>47</b>           |
| <b>Annual Taxes Paid per \$1,000 Value</b>                 |  |                      |               |            |                              |              |                   |              |                           |              |                             |                    |                     |
| 46   | Less than \$5 .....                              | 12 196               | 12 196        | ...        | 1 224                        | 1 620        | 179               | 612          | 1 505                     | 743          | 4 050                       | 1 229              | 1 818               |
| 47   | \$5 to \$9 .....                                 | 19 831               | 19 831        | ...        | 1 579                        | 1 285        | 247               | 543          | 1 593                     | 1 182        | 4 819                       | 1 608              | 1 628               |
| 48   | \$10 to \$14 .....                               | 16 189               | 16 189        | ...        | 997                          | 860          | 191               | 304          | 1 259                     | 930          | 3 661                       | 1 282              | 1 199               |
| 49   | \$15 to \$19 .....                               | 8 315                | 8 315         | ...        | 407                          | 394          | 94                | 211          | 622                       | 443          | 1 818                       | 643                | 525                 |
| 50   | \$20 to \$24 .....                               | 4 866                | 4 866         | ...        | 251                          | 272          | 42                | 103          | 355                       | 300          | 998                         | 336                | 317                 |
| 51   | \$25 or more .....                               | 7 399                | 7 399         | ...        | 366                          | 1 218        | 117               | 284          | 680                       | 489          | 1 850                       | 539                | 789                 |
| 52   | <b>Median</b> .....                              | <b>11</b>            | <b>11</b>     | <b>...</b> | <b>9</b>                     | <b>10</b>    | <b>10</b>         | <b>9</b>     | <b>10</b>                 | <b>11</b>    | <b>10</b>                   | <b>10</b>          | <b>9</b>            |
| <b>Routine Maintenance in Last Year</b>                    |  |                      |               |            |                              |              |                   |              |                           |              |                             |                    |                     |
| 53   | Less than \$25 per month .....                   | 32 449               | 32 449        | ...        | 3 572                        | 3 852        | 440               | 955          | 2 820                     | 1 850        | 9 992                       | 2 759              | 3 454               |
| 54   | \$25 to \$49 .....                               | 14 878               | 14 878        | ...        | 513                          | 823          | 149               | 418          | 1 228                     | 901          | 2 720                       | 752                | 915                 |
| 55   | \$50 to \$74 .....                               | 2 417                | 2 417         | ...        | 66                           | 112          | 20                | 105          | 238                       | 156          | 465                         | 116                | 195                 |
| 56   | \$75 to \$99 .....                               | 4 875                | 4 875         | ...        | 143                          | 147          | 74                | 138          | 335                       | 275          | 769                         | 308                | 271                 |
| 57   | \$100 to \$149 .....                             | 1 556                | 1 556         | ...        | 43                           | 39           | 20                | 42           | 170                       | 96           | 267                         | 101                | 128                 |
| 58   | \$150 to \$199 .....                             | 1 849                | 1 849         | ...        | 30                           | 42           | 14                | 58           | 161                       | 122          | 229                         | 107                | 106                 |
| 59   | \$200 or more per month .....                    | 2 095                | 2 095         | ...        | 45                           | 37           | 35                | 75           | 202                       | 155          | 364                         | 178                | 124                 |
| 60   | Not reported .....                               | 8 677                | 8 677         | ...        | 412                          | 596          | 118               | 265          | 860                       | 532          | 2 391                       | 1 316              | 1 084               |
| 61   | <b>Median</b> .....                              | <b>25-</b>           | <b>25-</b>    | <b>...</b> | <b>25-</b>                   | <b>25-</b>   | <b>25-</b>        | <b>25-</b>   | <b>25-</b>                | <b>25-</b>   | <b>25-</b>                  | <b>25-</b>         | <b>25-</b>          |
| <b>Condominium and Cooperative Fee</b>                     |  |                      |               |            |                              |              |                   |              |                           |              |                             |                    |                     |
| 62   | Fee paid by owners .....                         | 3 376                | 3 376         | ...        | 221                          | —            | 54                | 93           | 228                       | 184          | 1 174                       | 452                | 261                 |
| 63   | Less than \$25 per month .....                   | 62                   | 62            | ...        | 4                            | —            | —                 | 3            | 10                        | 4            | 16                          | 8                  | 9                   |
| 64   | \$25 to \$49 .....                               | 69                   | 69            | ...        | 8                            | —            | —                 | —            | 5                         | 6            | 10                          | 8                  | 2                   |
| 65   | \$50 to \$74 .....                               | 107                  | 107           | ...        | 8                            | —            | 2                 | 5            | 5                         | 11           | 36                          | 14                 | 10                  |
| 66   | \$75 to \$99 .....                               | 311                  | 311           | ...        | 65                           | —            | 4                 | 1            | 15                        | 16           | 132                         | 61                 | 31                  |
| 67   | \$100 to \$149 .....                             | 729                  | 729           | ...        | 30                           | —            | 18                | 11           | 48                        | 20           | 217                         | 87                 | 50                  |
| 68   | \$150 to \$199 .....                             | 584                  | 584           | ...        | 57                           | —            | 11                | 17           | 36                        | 47           | 184                         | 88                 | 22                  |
| 69   | \$200 or more per month .....                    | 765                  | 765           | ...        | 26                           | —            | 8                 | 24           | 23                        | 28           | 306                         | 76                 | 48                  |
| 70   | Not reported .....                               | 749                  | 749           | ...        | 24                           | —            | 10                | 31           | 87                        | 52           | 271                         | 109                | 89                  |
| 71   | <b>Median</b> .....                              | <b>153</b>           | <b>153</b>    | <b>...</b> | <b>114</b>                   | <b>...</b>   | <b>...</b>        | <b>180</b>   | <b>137</b>                | <b>160</b>   | <b>161</b>                  | <b>146</b>         | <b>133</b>          |

| Total occupied units   | In MSAs   |  | Outside MSAs  | Urban  |   | Rural   |   |  | Regions   |   |  |   |  |
|--|---|--|---|--|---|---|---|--|---|---|--|---|--|
|  | Central cities  | Suburbs  |   | Total  | Outside MSAs  | Total   | Suburbs   | Outside MSAs   | Northeast   | Midwest   | South  | West  |  |
| 72 829<br>35   | 17 623<br>34  | 37 714<br>37   | 17 491<br>32  | 48 535<br>35   | 5 395<br>29   | 24 293<br>36  | 12 083<br>38  | 12 096<br>34   | 13 767<br>36  | 19 323<br>31  | 25 520<br>36   | 14 219<br>39  | 1<br>2   |
| 54 857<br>28<br>40 045<br>16<br>8 504<br>51<br>7 022<br>12   | 14 454<br>27<br>7 878<br>17<br>383<br>44<br>1 102<br>10-  | 28 922<br>30<br>21 300<br>17<br>3 322<br>48<br>3 318<br>10   | 11 481<br>24<br>10 867<br>14<br>4 799<br>54<br>2 602<br>17  | 40 640<br>29<br>25 539<br>17<br>1 517<br>45<br>3 102<br>10-  | 4 810<br>26<br>3 905<br>14<br>365<br>52<br>415<br>12  | 14 217<br>25<br>14 506<br>16<br>6 987<br>53<br>3 920<br>16  | 7 472<br>27<br>7 479<br>17<br>2 543<br>50<br>1 723<br>14  | 6 671<br>23<br>6 962<br>15<br>4 434<br>54<br>2 188<br>18   | 9 050<br>29<br>5 185<br>17<br>1 600<br>45<br>1 542<br>21  | 13 456<br>24<br>10 574<br>16<br>2 347<br>65<br>1 082<br>10-   | 20 888<br>27<br>13 570<br>15<br>3 684<br>44<br>2 469<br>10-  | 11 462<br>33<br>10 715<br>18<br>873<br>50<br>1 929<br>13  | 3<br>4<br>5<br>6<br>7<br>8<br>9<br>10  |
| 68 796   | 15 512  | 36 015   | 17 269  | 44 139   | 4 972   | 24 657  | 12 256  | 12 297   | 12 644  | 17 568  | 25 180   | 13 403  | 11   |
| 2 438<br>418<br>2 010<br>9<br>63 670<br>312<br>63 295<br>63<br>2 688   | 650<br>157<br>491<br>2<br>14 480<br>110<br>14 364<br>6<br>382   | 1 213<br>198<br>1 008<br>7<br>33 480<br>158<br>33 275<br>26<br>1 341   | 574<br>63<br>511<br>-<br>15 730<br>45<br>15 655<br>30<br>964  | 1 629<br>302<br>1 321<br>6<br>41 250<br>227<br>40 992<br>31<br>1 260   | 164<br>9<br>155<br>-<br>4 646<br>14<br>4 625<br>7<br>162  | 809<br>117<br>689<br>3<br>22 420<br>86<br>22 302<br>32<br>1 428   | 399<br>62<br>333<br>3<br>11 231<br>55<br>11 167<br>9<br>626   | 410<br>54<br>356<br>-<br>11 084<br>30<br>11 030<br>23<br>802   | 487<br>100<br>383<br>5<br>11 811<br>47<br>11 762<br>2<br>345  | 588<br>98<br>490<br>-<br>16 537<br>73<br>16 457<br>7<br>444   | 826<br>117<br>709<br>-<br>22 881<br>127<br>22 710<br>44<br>1 473   | 536<br>104<br>428<br>5<br>12 441<br>65<br>12 366<br>10<br>426   | 12<br>13<br>14<br>15<br>16<br>17<br>18<br>19<br>20   |
| 38 883<br>1 121<br>1 708<br>1 391<br>1 776<br>2 073<br>2 234<br>2 139<br>2 325<br>4 228<br>4 049<br>3 001<br>4 460<br>3 697<br>1 833<br>2 851<br>611 | 9 167<br>262<br>470<br>310<br>430<br>539<br>550<br>521<br>556<br>1 004<br>974<br>652<br>1 032<br>790<br>434<br>643<br>594 | 21 885<br>585<br>736<br>592<br>697<br>878<br>927<br>970<br>1 142<br>2 359<br>2 445<br>1 818<br>2 961<br>2 569<br>1 265<br>1 942<br>684 | 7 831<br>273<br>502<br>488<br>650<br>656<br>757<br>648<br>627<br>865<br>629<br>531<br>467<br>337<br>134<br>265<br>445 | 26 233<br>688<br>1 097<br>796<br>1 065<br>1 282<br>1 339<br>1 371<br>1 450<br>2 784<br>2 870<br>165<br>3 243<br>2 732<br>1 346<br>2 099<br>643 | 2 266<br>49<br>160<br>133<br>184<br>212<br>217<br>206<br>275<br>275<br>190<br>165<br>131<br>94<br>22<br>30<br>443 | 12 650<br>432<br>611<br>595<br>712<br>791<br>895<br>768<br>876<br>1 445<br>1 178<br>929<br>1 217<br>872<br>710<br>487<br>751<br>545 | 7 020<br>203<br>266<br>240<br>244<br>342<br>352<br>325<br>446<br>852<br>727<br>561<br>872<br>710<br>365<br>516<br>633 | 5 565<br>224<br>343<br>355<br>466<br>444<br>540<br>443<br>430<br>590<br>440<br>366<br>335<br>243<br>761<br>112<br>235<br>446 | 7 050<br>280<br>273<br>203<br>257<br>321<br>315<br>358<br>379<br>724<br>755<br>792<br>915<br>701<br>397<br>555<br>655 | 9 716<br>224<br>517<br>432<br>609<br>627<br>662<br>811<br>694<br>1 140<br>1 064<br>792<br>950<br>701<br>266<br>358<br>536 | 13 613<br>458<br>656<br>578<br>725<br>836<br>1 016<br>811<br>921<br>1 711<br>1 484<br>987<br>1 257<br>1 007<br>469<br>698<br>547 | 8 503<br>160<br>261<br>177<br>185<br>289<br>241<br>288<br>331<br>653<br>745<br>666<br>1 338<br>1 227<br>701<br>1 240<br>838 | 21<br>22<br>23<br>24<br>25<br>26<br>27<br>28<br>29<br>30<br>31<br>32<br>33<br>34<br>35<br>36<br>37 |
| 10 936<br>9 674<br>8 909<br>6 949<br>11 471<br>7 032<br>13 825<br>93   | 2 057<br>2 122<br>2 366<br>1 862<br>2 914<br>1 622<br>2 570<br>91   | 4 351<br>3 588<br>3 837<br>3 487<br>6 338<br>4 449<br>9 965<br>122   | 4 528<br>3 965<br>2 706<br>1 600<br>2 220<br>961<br>1 291<br>51   | 5 173<br>5 211<br>5 627<br>4 741<br>8 007<br>4 997<br>10 382<br>108  | 1 072<br>1 060<br>868<br>562<br>748<br>289<br>373<br>60   | 5 764<br>4 463<br>3 281<br>2 208<br>3 464<br>2 034<br>3 443<br>66   | 2 296<br>1 539<br>1 429<br>1 153<br>1 969<br>1 358<br>2 513<br>94   | 3 456<br>2 904<br>1 838<br>1 038<br>1 471<br>671<br>918<br>48  | 649<br>620<br>790<br>886<br>2 069<br>1 942<br>5 689<br>184  | 1 785<br>2 364<br>2 427<br>2 123<br>3 661<br>2 002<br>3 206<br>101  | 7 057<br>4 927<br>3 547<br>2 303<br>3 144<br>1 569<br>2 634<br>54  | 1 446<br>1 764<br>2 145<br>1 637<br>2 597<br>1 519<br>2 295<br>96   | 38<br>39<br>40<br>41<br>42<br>43<br>44<br>45   |
| 12 196<br>19 831<br>16 189<br>8 315<br>4 866<br>7 399<br>11  | 2 613<br>4 541<br>3 741<br>2 010<br>1 128<br>1 479<br>11  | 5 398<br>9 544<br>9 475<br>4 628<br>2 846<br>4 124<br>12   | 4 186<br>5 746<br>2 972<br>1 677<br>892<br>1 795<br>9   | 6 590<br>12 190<br>11 087<br>5 894<br>3 554<br>4 824<br>11   | 979<br>1 670<br>922<br>624<br>343<br>432<br>10  | 5 606<br>7 642<br>5 102<br>2 420<br>1 312<br>2 575<br>9   | 2 370<br>3 531<br>3 025<br>1 363<br>763<br>1 204<br>10  | 3 206<br>4 075<br>2 050<br>1 053<br>548<br>1 363<br>9  | 658<br>1 366<br>2 757<br>2 576<br>2 032<br>3 255<br>18  | 1 461<br>4 196<br>5 321<br>3 236<br>1 609<br>1 746<br>13  | 7 069<br>8 134<br>5 145<br>1 922<br>1 072<br>1 837<br>8  | 3 008<br>6 135<br>2 965<br>581<br>152<br>561<br>8   | 46<br>47<br>48<br>49<br>50<br>51<br>52   |
| 32 449<br>14 878<br>2 417<br>4 875<br>1 556<br>1 849<br>2 095<br>8 677<br>25-  | 6 513<br>3 457<br>713<br>1 240<br>450<br>499<br>659<br>1 981<br>27  | 16 167<br>8 172<br>1 290<br>2 749<br>876<br>1 071<br>1 189<br>4 500<br>25-   | 9 769<br>3 249<br>415<br>886<br>229<br>278<br>247<br>2 196<br>25-   | 19 443<br>9 879<br>1 700<br>3 452<br>1 112<br>1 372<br>1 657<br>5 524<br>25-   | 2 854<br>943<br>107<br>267<br>83<br>78<br>89<br>552<br>25-  | 13 006<br>4 998<br>718<br>1 423<br>444<br>477<br>438<br>3 154<br>25-  | 6 043<br>2 665<br>406<br>797<br>293<br>276<br>278<br>1 499<br>25-   | 6 916<br>2 306<br>308<br>619<br>146<br>200<br>158<br>1 644<br>25-  | 4 957<br>2 874<br>518<br>1 249<br>387<br>422<br>513<br>1 724<br>29  | 8 835<br>3 857<br>502<br>1 141<br>319<br>398<br>383<br>2 133<br>25-   | 12 461<br>5 206<br>919<br>1 491<br>496<br>555<br>579<br>3 474<br>25-   | 6 196<br>2 942<br>478<br>995<br>353<br>473<br>620<br>1 346<br>25-   | 53<br>54<br>55<br>56<br>57<br>58<br>59<br>60<br>61   |
| 3 376<br>62<br>69<br>107<br>311<br>729<br>584<br>765<br>749<br>153   | 1 167<br>12<br>15<br>35<br>70<br>193<br>128<br>307<br>408<br>172  | 2 081<br>48<br>43<br>64<br>221<br>491<br>451<br>458<br>305<br>152  | 128<br>2<br>11<br>8<br>21<br>44<br>5<br>-<br>37<br>104  | 3 027<br>45<br>58<br>90<br>259<br>659<br>508<br>714<br>696<br>155  | 85<br>2<br>2<br>4<br>16<br>32<br>5<br>-<br>24<br>110  | 349<br>17<br>11<br>17<br>53<br>69<br>77<br>51<br>54<br>136  | 302<br>17<br>2<br>13<br>43<br>57<br>77<br>51<br>40<br>148   | 42<br>-<br>9<br>3<br>5<br>12<br>-<br>-<br>13<br>...  | 827<br>8<br>4<br>6<br>54<br>151<br>94<br>209<br>300<br>171  | 688<br>7<br>17<br>44<br>98<br>177<br>126<br>118<br>101<br>136   | 992<br>20<br>28<br>35<br>85<br>217<br>157<br>221<br>229<br>149   | 869<br>27<br>19<br>22<br>66<br>184<br>208<br>217<br>118<br>162  | 62<br>63<br>64<br>65<br>66<br>67<br>68<br>69<br>70<br>71   |

**Table 2-13. Selected Housing Costs—Occupied Units—Con.**

[Numbers in thousands. Consistent with the 1990 Census. ... means not applicable or sample too small. — means zero or rounds to zero]

| Characteristics                       | Total occupied units | Tenure    |        | Housing unit characteristics |              |                   |          | Household characteristics |           |                             |                    |                     |
|---------------------------------------|----------------------|-----------|--------|------------------------------|--------------|-------------------|----------|---------------------------|-----------|-----------------------------|--------------------|---------------------|
|                                       |                      | Owner     | Renter | New construction 4 years     | Mobile homes | Physical problems |          | Black                     | Hispanic  | Elderly (65 years and over) | Moved in past year | Below poverty level |
|                                       |                      |           |        |                              |              | Severe            | Moderate |                           |           |                             |                    |                     |
| <b>OWNER OCCUPIED UNITS—Con.</b>      |                      |           |        |                              |              |                   |          |                           |           |                             |                    |                     |
| <b>Other Housing Costs per Month</b>  |                      |           |        |                              |              |                   |          |                           |           |                             |                    |                     |
| 1 Homeowner association fee paid..... | 5 423                | 5 423     | ...    | 1 138                        | —            | 18                | 49       | 314                       | 273       | 937                         | 771                | 198                 |
| 2 <b>Median</b> .....                 | <b>25</b>            | <b>25</b> | ...    | <b>31</b>                    | ...          | ...               | ...      | <b>28</b>                 | <b>31</b> | <b>30</b>                   | <b>33</b>          | <b>24</b>           |
| 3 Mobile home park fee paid.....      | 290                  | 290       | ...    | 47                           | 290          | 5                 | 3        | 19                        | 8         | 138                         | 56                 | 56                  |
| 4 <b>Median</b> .....                 | <b>74</b>            | <b>74</b> | ...    | ...                          | <b>74</b>    | ...               | ...      | ...                       | ...       | <b>57</b>                   | <b>124</b>         | <b>66</b>           |
| 5 Land rent fee paid.....             | 142                  | 142       | ...    | 13                           | —            | 3                 | 11       | 23                        | 17        | 47                          | 9                  | 18                  |
| 6 <b>Median</b> .....                 | <b>76</b>            | <b>76</b> | ...    | ...                          | ...          | ...               | ...      | ...                       | ...       | ...                         | ...                | ...                 |

<sup>1</sup>Beginning with 1989 this item uses current income in its calculation, see Appendix A.  
<sup>2</sup>May reflect a temporary situation, living off savings, or response error.

| Total occupied units | In MSAs        |         | Outside MSAs | Urban |              | Rural |         |              | Regions   |         |       |       |   |
|----------------------|----------------|---------|--------------|-------|--------------|-------|---------|--------------|-----------|---------|-------|-------|---|
|                      | Central cities | Suburbs |              | Total | Outside MSAs | Total | Suburbs | Outside MSAs | Northeast | Midwest | South | West  |   |
| 5 423                | 866            | 3 979   | 577          | 3 661 | 140          | 1 762 | 1 304   | 437          | 430       | 936     | 2 624 | 1 432 | 1 |
| 25                   | 23             | 26      | 21           | 25    | 22           | 24    | 25      | 21           | 39        | 14      | 24    | 36    | 2 |
| 290                  | 47             | 196     | 48           | 192   | 12           | 98    | 62      | 36           | 26        | 44      | 130   | 90    | 3 |
| 74                   | ...            | 86      | ...          | 70    | ...          | 111   | 138     | ...          | ...       | ...     | 71    | 40    | 4 |
| 142                  | 42             | 62      | 38           | 96    | 8            | 46    | 15      | 30           | 36        | 8       | 67    | 31    | 5 |
| 76                   | ...            | 180     | ...          | 21    | ...          | ...   | ...     | ...          | ...       | ...     | 17    | ...   | 6 |

Table 2-17. Rooms in Unit by Household and Unit Size, Income, and Costs—Occupied Units

[Numbers in thousands. Consistent with the 1990 Census. .... means not applicable or sample too small. — means zero or rounds to zero]

| Characteristics   | Occupied units |               |               |               |                 |               |               |               |               |                 |
|---|----------------|---------------|---------------|---------------|-----------------|---------------|---------------|---------------|---------------|-----------------|
|   | Total          | Rooms         |               |               |                 | Bedrooms      |               |               |               |                 |
|   |                | 1 and 2 rooms | 3 and 4 rooms | 5 and 6 rooms | 7 rooms or more | No rooms      | 1 room        | 2 rooms       | 3 rooms       | 4 rooms or more |
| <b>Total</b> .....  | <b>102 803</b> | <b>1 421</b>  | <b>28 363</b> | <b>45 395</b> | <b>27 624</b>   | <b>858</b>    | <b>11 986</b> | <b>29 166</b> | <b>43 103</b> | <b>17 689</b>   |
| <b>Persons</b>  |                |               |               |               |                 |               |               |               |               |                 |
| 1 person .....  | 26 901         | 1 146         | 12 983        | 9 899         | 2 872           | 703           | 8 078         | 9 279         | 7 322         | 1 518           |
| 2 persons .....   | 33 817         | 186           | 8 914         | 15 809        | 8 909           | 116           | 2 789         | 11 448        | 14 861        | 4 602           |
| 3 persons .....   | 16 643         | 56            | 3 436         | 8 152         | 4 999           | 27            | 639           | 4 587         | 8 376         | 3 014           |
| 4 persons .....   | 15 210         | 19            | 2 026         | 7 092         | 6 074           | 6             | 317           | 2 629         | 8 078         | 4 181           |
| 5 persons .....   | 6 652          | 12            | 665           | 2 907         | 3 067           | 6             | 106           | 820           | 3 049         | 2 670           |
| 6 persons .....   | 2 280          | —             | 246           | 994           | 1 040           | —             | 44            | 269           | 946           | 1 022           |
| 7 persons or more .....   | 1 300          | 2             | 94            | 542           | 662             | —             | 13            | 134           | 470           | 682             |
| <b>Rooms</b>  |                |               |               |               |                 |               |               |               |               |                 |
| 1 room .....  | 407            | —             | —             | —             | —               | 407           | —             | —             | —             | —               |
| 2 rooms .....   | 1 014          | —             | —             | —             | —               | 423           | 589           | 2             | —             | —               |
| 3 rooms .....   | 8 973          | —             | —             | —             | —               | 29            | 8 843         | 101           | —             | —               |
| 4 rooms .....   | 19 390         | —             | —             | —             | —               | —             | 2 153         | 17 181        | —             | —               |
| 5 rooms .....   | 23 733         | —             | —             | —             | —               | —             | 315           | 8 884         | 14 526        | —               |
| 6 rooms .....   | 21 662         | —             | —             | —             | —               | —             | 57            | 2 362         | 17 235        | 2 008           |
| 7 rooms .....   | 13 457         | —             | —             | —             | —               | —             | 26            | 444           | 8 130         | 4 856           |
| 8 rooms .....   | 7 985          | —             | —             | —             | —               | —             | 1             | 109           | 2 376         | 5 500           |
| 9 rooms .....   | 3 565          | —             | —             | —             | —               | —             | —             | 51            | 504           | 3 009           |
| 10 rooms or more .....  | 2 618          | —             | —             | —             | —               | —             | 3             | 33            | 275           | 2 307           |
| <b>Bedrooms</b>   |                |               |               |               |                 |               |               |               |               |                 |
| None .....  | 858            | 830           | 29            | —             | —               | —             | —             | —             | —             | —               |
| 1 .....   | 11 986         | 589           | 10 996        | 372           | 30              | —             | —             | —             | —             | —               |
| 2 .....   | 29 166         | 2             | 17 282        | 11 246        | 637             | —             | —             | —             | —             | —               |
| 3 .....   | 43 103         | —             | 57            | 31 761        | 11 285          | —             | —             | —             | —             | —               |
| 4 or more .....   | 17 689         | —             | —             | 2 017         | 15 672          | —             | —             | —             | —             | —               |
| <b>Complete Bathrooms</b>   |                |               |               |               |                 |               |               |               |               |                 |
| None .....  | 676            | 201           | 250           | 170           | 55              | 169           | 160           | 192           | 115           | 41              |
| 1 .....   | 42 838         | 1 205         | 22 059        | 17 117        | 2 457           | 684           | 11 236        | 17 781        | 11 498        | 1 639           |
| 1 and one-half .....  | 16 189         | 8             | 2 372         | 9 202         | 4 607           | 4             | 412           | 4 069         | 9 380         | 2 324           |
| 2 or more .....   | 43 100         | 7             | 3 681         | 18 906        | 20 505          | 2             | 178           | 7 124         | 22 110        | 13 685          |
| <b>Lot Size<sup>1</sup></b>   |                |               |               |               |                 |               |               |               |               |                 |
| Less than one-eighth acre .....   | 10 296         | 65            | 2 512         | 5 492         | 2 227           | 26            | 663           | 3 483         | 4 680         | 1 444           |
| One-eighth up to one-quarter acre .....   | 23 516         | 69            | 3 591         | 12 536        | 7 320           | 34            | 793           | 5 658         | 12 521        | 4 511           |
| One-quarter up to one-half acre .....   | 11 939         | 16            | 1 074         | 5 489         | 5 360           | 11            | 193           | 1 949         | 6 288         | 3 498           |
| One-half up to one acre .....   | 10 668         | 15            | 1 154         | 4 932         | 4 567           | 11            | 221           | 1 813         | 5 667         | 2 956           |
| 1 up to 5 acres .....   | 13 851         | 39            | 1 730         | 6 930         | 5 152           | 16            | 373           | 2 712         | 7 518         | 3 232           |
| 5 up to 10 acres .....  | 2 509          | 4             | 326           | 1 282         | 897             | 2             | 73            | 448           | 1 373         | 612             |
| 10 acres or more .....  | 3 694          | 15            | 493           | 1 720         | 1 466           | 14            | 128           | 728           | 1 815         | 1 010           |
| <b>Median</b> .....   | <b>.34</b>     | <b>.21</b>    | <b>.23</b>    | <b>.30</b>    | <b>.43</b>      | <b>.24</b>    | <b>.21</b>    | <b>.23</b>    | <b>.36</b>    | <b>.44</b>      |
| <b>Income of Families and Primary Individuals</b>                                   |                |               |               |               |                 |               |               |               |               |                 |
| Less than \$5,000 .....   | 6 376          | 263           | 2 624         | 2 580         | 909             | 157           | 1 246         | 2 354         | 2 023         | 597             |
| \$5,000 to \$9,999 .....  | 7 002          | 287           | 3 450         | 2 672         | 592             | 178           | 1 805         | 2 594         | 1 989         | 437             |
| \$10,000 to \$14,999 .....  | 8 179          | 210           | 3 625         | 3 423         | 922             | 131           | 1 641         | 3 232         | 2 511         | 664             |
| \$15,000 to \$19,999 .....  | 7 238          | 154           | 2 985         | 3 256         | 843             | 96            | 1 237         | 2 776         | 2 599         | 531             |
| \$20,000 to \$24,999 .....  | 7 565          | 116           | 2 983         | 3 431         | 1 034           | 61            | 1 188         | 2 908         | 2 778         | 629             |
| \$25,000 to \$29,999 .....  | 7 020          | 61            | 2 284         | 3 341         | 1 334           | 40            | 881           | 2 395         | 2 867         | 838             |
| \$30,000 to \$34,999 .....  | 7 558          | 80            | 2 424         | 3 700         | 1 355           | 54            | 937           | 2 504         | 3 170         | 893             |
| \$35,000 to \$39,999 .....  | 5 898          | 64            | 1 613         | 3 007         | 1 215           | 26            | 657           | 1 810         | 2 657         | 1 747           |
| \$40,000 to \$49,999 .....  | 9 287          | 53            | 2 162         | 4 658         | 2 414           | 26            | 795           | 2 524         | 4 505         | 1 437           |
| \$50,000 to \$59,999 .....  | 7 877          | 26            | 1 340         | 4 090         | 2 422           | 15            | 467           | 1 819         | 4 021         | 1 555           |
| \$60,000 to \$79,999 .....  | 11 465         | 62            | 1 519         | 5 312         | 4 572           | 43            | 582           | 2 140         | 5 971         | 2 728           |
| \$80,000 to \$99,999 .....  | 6 376          | 16            | 533           | 2 625         | 3 201           | 4             | 192           | 911           | 3 241         | 2 027           |
| \$100,000 to \$119,999 .....  | 3 947          | 12            | 335           | 1 294         | 2 306           | 8             | 135           | 502           | 1 889         | 1 415           |
| \$120,000 or more .....   | 7 014          | 17            | 486           | 2 005         | 4 505           | 20            | 222           | 699           | 2 880         | 3 191           |
| <b>Median</b> .....   | <b>35 393</b>  | <b>13 817</b> | <b>22 510</b> | <b>35 488</b> | <b>63 380</b>   | <b>13 600</b> | <b>20 271</b> | <b>26 503</b> | <b>42 124</b> | <b>63 791</b>   |
| <b>Monthly Housing Costs</b>  |                |               |               |               |                 |               |               |               |               |                 |
| Less than \$100 .....   | 1 603          | 36            | 793           | 663           | 110             | 24            | 307           | 714           | 466           | 91              |
| \$100 to \$199 .....  | 9 221          | 123           | 2 926         | 4 996         | 1 175           | 81            | 1 048         | 3 286         | 4 046         | 759             |
| \$200 to \$249 .....  | 6 007          | 90            | 1 233         | 3 389         | 1 296           | 56            | 475           | 1 622         | 3 104         | 749             |
| \$250 to \$299 .....  | 5 710          | 99            | 1 338         | 2 853         | 1 419           | 59            | 548           | 1 523         | 2 758         | 822             |
| \$300 to \$349 .....  | 5 032          | 108           | 1 511         | 2 176         | 1 238           | 64            | 660           | 1 506         | 2 039         | 763             |
| \$350 to \$399 .....  | 5 066          | 158           | 1 703         | 2 052         | 1 153           | 81            | 854           | 1 513         | 1 921         | 698             |
| \$400 to \$449 .....  | 4 835          | 98            | 1 863         | 1 872         | 1 002           | 58            | 952           | 1 515         | 1 678         | 632             |
| \$450 to \$499 .....  | 4 914          | 120           | 2 089         | 1 789         | 916             | 68            | 1 021         | 1 742         | 1 521         | 563             |
| \$500 to \$599 .....  | 9 882          | 192           | 4 181         | 3 991         | 1 518           | 124           | 1 928         | 3 545         | 3 314         | 971             |
| \$600 to \$699 .....  | 8 770          | 116           | 3 334         | 3 868         | 1 452           | 64            | 1 420         | 3 107         | 3 287         | 892             |
| \$700 to \$799 .....  | 7 485          | 77            | 2 351         | 3 576         | 1 481           | 65            | 932           | 2 483         | 3 167         | 1 839           |
| \$800 to \$999 .....  | 10 886         | 54            | 2 324         | 5 360         | 3 148           | 33            | 778           | 2 861         | 5 368         | 1 846           |
| \$1,000 to \$1,249 .....  | 7 945          | 38            | 992           | 3 629         | 3 286           | 20            | 379           | 1 428         | 4 056         | 2 062           |
| \$1,250 to \$1,499 .....  | 4 892          | 36            | 399           | 1 820         | 2 637           | 14            | 172           | 666           | 2 307         | 1 732           |
| \$1,500 or more .....   | 8 455          | 25            | 620           | 2 346         | 5 465           | 20            | 239           | 885           | 3 295         | 4 017           |
| No cash rent .....  | 2 100          | 52            | 705           | 1 016         | 327             | 27            | 273           | 772           | 775           | 253             |
| <b>Median (excludes no cash rent)</b> .....   | <b>581</b>     | <b>436</b>    | <b>509</b>    | <b>560</b>    | <b>856</b>      | <b>444</b>    | <b>500</b>    | <b>522</b>    | <b>610</b>    | <b>902</b>      |
| <b>Median Monthly Housing Costs for Owners</b>                                      |                |               |               |               |                 |               |               |               |               |                 |
| Monthly costs including all mortgages plus maintenance costs .....                  | 615            | 173           | 355           | 537           | 905             | 187           | 371           | 405           | 619           | 963             |
| Monthly costs excluding second and subsequent mortgages and maintenance costs ..... | 578            | 173           | 334           | 506           | 853             | 187           | 339           | 376           | 583           | 907             |

Table 2-17. **Rooms in Unit by Household and Unit Size, Income, and Costs—Occupied Units—**  
**Con.**

[Numbers in thousands. **Consistent with the 1990 Census.** ... means not applicable or sample too small. — means zero or rounds to zero]

| Characteristics              | Occupied units |               |               |               |                 |            |               |               |                |                 |
|------------------------------|----------------|---------------|---------------|---------------|-----------------|------------|---------------|---------------|----------------|-----------------|
|                              | Total          | Rooms         |               |               |                 | Bedrooms   |               |               |                |                 |
|                              |                | 1 and 2 rooms | 3 and 4 rooms | 5 and 6 rooms | 7 rooms or more | No rooms   | 1 room        | 2 rooms       | 3 rooms        | 4 rooms or more |
| <b>OWNER OCCUPIED UNITS</b>  |                |               |               |               |                 |            |               |               |                |                 |
| <b>Total</b> .....           | <b>68 796</b>  | <b>76</b>     | <b>8 317</b>  | <b>34 569</b> | <b>25 833</b>   | <b>45</b>  | <b>1 731</b>  | <b>14 422</b> | <b>36 370</b>  | <b>16 228</b>   |
| <b>Value</b>                 |                |               |               |               |                 |            |               |               |                |                 |
| Less than \$10,000 .....     | 2 062          | 11            | 1 070         | 843           | 138             | 7          | 156           | 1 117         | 683            | 100             |
| \$10,000 to \$19,999 .....   | 1 899          | 7             | 684           | 1 053         | 155             | —          | 100           | 834           | 886            | 79              |
| \$20,000 to \$29,999 .....   | 1 798          | 4             | 550           | 1 087         | 156             | 4          | 97            | 709           | 855            | 133             |
| \$30,000 to \$39,999 .....   | 2 141          | 4             | 481           | 1 420         | 237             | 4          | 106           | 785           | 1 080          | 166             |
| \$40,000 to \$49,999 .....   | 2 765          | 2             | 597           | 1 763         | 402             | 2          | 144           | 959           | 1 409          | 251             |
| \$50,000 to \$59,999 .....   | 3 248          | 5             | 717           | 1 941         | 584             | 5          | 167           | 1 143         | 1 583          | 350             |
| \$60,000 to \$69,999 .....   | 4 180          | 15            | 773           | 2 542         | 851             | 3          | 169           | 1 245         | 2 247          | 517             |
| \$70,000 to \$79,999 .....   | 4 481          | 3             | 615           | 2 929         | 934             | 6          | 147           | 1 192         | 2 629          | 506             |
| \$80,000 to \$99,999 .....   | 9 085          | 3             | 852           | 5 766         | 2 464           | 1          | 184           | 1 790         | 5 864          | 1 245           |
| \$100,000 to \$119,999 ..... | 6 599          | 2             | 482           | 3 650         | 2 465           | 2          | 96            | 1 096         | 3 998          | 1 406           |
| \$120,000 to \$149,999 ..... | 8 618          | 11            | 616           | 4 102         | 3 889           | 4          | 136           | 1 177         | 5 077          | 2 224           |
| \$150,000 to \$199,999 ..... | 9 129          | 5             | 436           | 3 823         | 4 866           | 2          | 97            | 1 149         | 4 823          | 3 058           |
| \$200,000 to \$249,999 ..... | 4 642          | 4             | 158           | 1 578         | 2 902           | 4          | 39            | 457           | 2 215          | 1 927           |
| \$250,000 to \$299,999 ..... | 2 749          | —             | 104           | 824           | 1 821           | —          | 37            | 277           | 1 166          | 1 269           |
| \$300,000 or more .....      | 5 399          | —             | 182           | 1 247         | 3 969           | —          | 58            | 491           | 1 853          | 2 997           |
| <b>Median</b> .....          | <b>108 300</b> | <b>62 709</b> | <b>60 765</b> | <b>92 855</b> | <b>156 593</b>  | <b>...</b> | <b>65 693</b> | <b>73 523</b> | <b>104 747</b> | <b>168 584</b>  |

<sup>1</sup>Does not include multiunits, cooperatives, or condominiums.



**Table 2-18. Square Footage by Household and Unit Size, Income, and Costs—Occupied Units**

[Numbers in thousands. Consistent with the 1990 Census. ... means not applicable or sample too small. – means zero or rounds to zero]

| Characteristics   | Size of occupied detached 1-family homes and 1-family mobile homes |                           |                        |                          |                          |                          |                          |               |              |
|---|--|---------------------------|------------------------|--------------------------|--------------------------|--------------------------|--------------------------|---------------|--------------|
|   | Total  | Less than 500 square feet | 500 to 999 square feet | 1000 to 1499 square feet | 1500 to 1999 square feet | 2000 to 2499 square feet | 2500 square feet or more | Not reported  | Median       |
| <b>Total</b> .....  | <b>71 315</b>  | <b>842</b>                | <b>7 488</b>           | <b>17 369</b>            | <b>16 153</b>            | <b>10 782</b>            | <b>13 604</b>            | <b>5 077</b>  | <b>1 730</b> |
| <b>Persons</b>  |  |                           |                        |                          |                          |                          |                          |               |              |
| 1 person .....  | 13 807   | 357                       | 2 503                  | 4 034                    | 2 681                    | 1 476                    | 1 556                    | 1 201         | 1 427        |
| 2 persons .....   | 24 559   | 223                       | 2 350                  | 6 183                    | 6 007                    | 3 721                    | 4 623                    | 1 451         | 1 733        |
| 3 persons .....   | 12 405   | 93                        | 1 208                  | 2 991                    | 2 890                    | 1 873                    | 2 503                    | 845           | 1 757        |
| 4 persons .....   | 12 210   | 125                       | 836                    | 2 534                    | 2 791                    | 2 202                    | 2 863                    | 859           | 1 891        |
| 5 persons .....   | 5 440  | 20                        | 375                    | 1 011                    | 1 237                    | 995                      | 1 382                    | 420           | 1 946        |
| 6 persons .....   | 1 815  | 11                        | 151                    | 379                      | 354                      | 313                      | 439                      | 168           | 1 900        |
| 7 persons or more .....   | 1 078  | 13                        | 65                     | 237                      | 191                      | 201                      | 238                      | 133           | 1 911        |
| <b>Rooms</b>  |  |                           |                        |                          |                          |                          |                          |               |              |
| 1 room .....  | 27   | 25                        | 2                      | –                        | –                        | –                        | –                        | –             | ...          |
| 2 rooms .....   | 107  | 48                        | 29                     | 2                        | 2                        | 2                        | 3                        | 20            | 500-         |
| 3 rooms .....   | 980  | 182                       | 500                    | 137                      | 29                       | 13                       | 5                        | 114           | 751          |
| 4 rooms .....   | 7 777  | 240                       | 3 295                  | 2 393                    | 737                      | 231                      | 210                      | 672           | 1 004        |
| 5 rooms .....   | 17 525   | 167                       | 2 535                  | 7 356                    | 3 757                    | 1 267                    | 1 096                    | 1 347         | 1 366        |
| 6 rooms .....   | 18 579   | 100                       | 852                    | 5 286                    | 6 087                    | 2 652                    | 2 283                    | 1 318         | 1 696        |
| 7 rooms .....   | 12 575   | 55                        | 196                    | 1 612                    | 3 850                    | 3 166                    | 2 884                    | 814           | 2 027        |
| 8 rooms .....   | 7 765  | 13                        | 59                     | 444                      | 1 287                    | 2 401                    | 3 106                    | 455           | 2 386        |
| 9 rooms .....   | 3 476  | 6                         | 19                     | 70                       | 287                      | 791                      | 2 128                    | 176           | 2500+        |
| 10 rooms or more .....  | 2 503  | 6                         | 1                      | 69                       | 117                      | 259                      | 1 890                    | 162           | 2500+        |
| <b>Bedrooms</b>   |  |                           |                        |                          |                          |                          |                          |               |              |
| None .....  | 60   | 37                        | 7                      | 3                        | –                        | 1                        | 3                        | 8             | 500-         |
| 1 .....   | 1 638  | 259                       | 717                    | 274                      | 98                       | 49                       | 56                       | 185           | 826          |
| 2 .....   | 14 663   | 282                       | 4 185                  | 4 911                    | 2 323                    | 948                      | 787                      | 1 227         | 1 229        |
| 3 .....   | 38 073   | 215                       | 2 366                  | 10 870                   | 10 857                   | 5 706                    | 5 493                    | 2 566         | 1 698        |
| 4 or more .....   | 16 881   | 49                        | 212                    | 1 311                    | 2 875                    | 4 078                    | 7 266                    | 1 091         | 2 423        |
| <b>Complete Bathrooms</b>   |  |                           |                        |                          |                          |                          |                          |               |              |
| None .....  | 340  | 62                        | 96                     | 80                       | 30                       | 13                       | 32                       | 28            | 994          |
| 1 .....   | 21 883   | 551                       | 5 436                  | 7 447                    | 3 446                    | 1 641                    | 1 373                    | 1 989         | 1 266        |
| 1 and one-half .....  | 12 489   | 59                        | 861                    | 3 544                    | 3 413                    | 1 808                    | 1 770                    | 1 036         | 1 685        |
| 2 or more .....   | 36 603   | 171                       | 1 096                  | 6 298                    | 9 264                    | 7 321                    | 10 428                   | 2 024         | 2 031        |
| <b>Lot Size<sup>1</sup></b>   |  |                           |                        |                          |                          |                          |                          |               |              |
| Less than one-eighth acre .....   | 8 589  | 247                       | 1 647                  | 2 409                    | 1 716                    | 931                      | 882                      | 757           | 1 420        |
| One-eighth up to one-quarter acre .....   | 21 288   | 268                       | 2 356                  | 5 872                    | 5 290                    | 3 036                    | 2 796                    | 1 670         | 1 624        |
| One-quarter up to one-half acre .....   | 11 473   | 47                        | 778                    | 2 525                    | 2 749                    | 1 968                    | 2 670                    | 737           | 1 867        |
| One-half up to one acre .....   | 10 311   | 81                        | 867                    | 2 274                    | 2 255                    | 1 578                    | 2 623                    | 634           | 1 859        |
| 1 up to 5 acres .....   | 13 401   | 126                       | 1 194                  | 3 040                    | 2 859                    | 2 202                    | 3 135                    | 845           | 1 835        |
| 5 up to 10 acres .....  | 2 431  | 30                        | 259                    | 512                      | 525                      | 424                      | 535                      | 146           | 1 826        |
| 10 acres or more .....  | 3 490  | 41                        | 360                    | 661                      | 687                      | 588                      | 906                      | 247           | 1 907        |
| <b>Median</b> .....   | <b>.37</b>   | <b>.21</b>                | <b>.24</b>             | <b>.29</b>               | <b>.34</b>               | <b>.43</b>               | <b>.58</b>               | <b>.28</b>    | <b>...</b>   |
| <b>Income of Families and Primary Individuals</b>                                   |  |                           |                        |                          |                          |                          |                          |               |              |
| Less than \$5,000 .....   | 3 354  | 122                       | 557                    | 862                      | 589                      | 365                      | 476                      | 383           | 1 468        |
| \$5,000 to \$9,999 .....  | 3 826  | 142                       | 948                    | 1 095                    | 586                      | 247                      | 344                      | 464           | 1 270        |
| \$10,000 to \$14,999 .....  | 4 745  | 127                       | 1 035                  | 1 416                    | 797                      | 444                      | 463                      | 462           | 1 346        |
| \$15,000 to \$19,999 .....  | 4 343  | 98                        | 798                    | 1 391                    | 823                      | 463                      | 393                      | 378           | 1 391        |
| \$20,000 to \$24,999 .....  | 4 555  | 58                        | 772                    | 1 497                    | 871                      | 458                      | 509                      | 390           | 1 418        |
| \$25,000 to \$29,999 .....  | 4 418  | 40                        | 597                    | 1 305                    | 932                      | 614                      | 572                      | 357           | 1 547        |
| \$30,000 to \$34,999 .....  | 4 916  | 53                        | 555                    | 1 574                    | 1 137                    | 585                      | 645                      | 368           | 1 541        |
| \$35,000 to \$39,999 .....  | 4 023  | 41                        | 442                    | 1 219                    | 1 053                    | 475                      | 517                      | 276           | 1 582        |
| \$40,000 to \$49,999 .....  | 6 767  | 40                        | 596                    | 1 894                    | 1 752                    | 991                      | 1 003                    | 490           | 1 674        |
| \$50,000 to \$59,999 .....  | 6 189  | 45                        | 414                    | 1 611                    | 1 674                    | 1 088                    | 1 006                    | 350           | 1 754        |
| \$60,000 to \$79,999 .....  | 9 254  | 42                        | 458                    | 1 799                    | 2 699                    | 1 748                    | 2 042                    | 467           | 1 888        |
| \$80,000 to \$99,999 .....  | 5 477  | 15                        | 170                    | 821                      | 1 442                    | 1 264                    | 1 494                    | 271           | 2 061        |
| \$100,000 to \$119,999 .....  | 3 356  | 11                        | 79                     | 371                      | 726                      | 824                      | 1 186                    | 157           | 2 250        |
| \$120,000 or more .....   | 6 093  | 67                        | 514                    | 1 072                    | 1 072                    | 1 215                    | 2 952                    | 262           | 2500+        |
| <b>Median</b> .....   | <b>42 184</b>  | <b>16 558</b>             | <b>22 632</b>          | <b>33 556</b>            | <b>47 354</b>            | <b>56 878</b>            | <b>68 550</b>            | <b>31 404</b> | <b>...</b>   |
| <b>Monthly Housing Costs</b>  |  |                           |                        |                          |                          |                          |                          |               |              |
| Less than \$100 .....   | 1 075  | 71                        | 313                    | 340                      | 155                      | 54                       | 53                       | 89            | 1 160        |
| \$100 to \$199 .....  | 7 480  | 153                       | 1 472                  | 2 586                    | 1 426                    | 634                      | 651                      | 557           | 1 355        |
| \$200 to \$249 .....  | 5 069  | 67                        | 584                    | 1 507                    | 1 230                    | 701                      | 602                      | 378           | 1 576        |
| \$250 to \$299 .....  | 4 603  | 92                        | 523                    | 1 219                    | 1 121                    | 673                      | 607                      | 367           | 1 626        |
| \$300 to \$349 .....  | 3 654  | 61                        | 526                    | 819                      | 808                      | 580                      | 578                      | 281           | 1 673        |
| \$350 to \$399 .....  | 3 357  | 39                        | 553                    | 754                      | 659                      | 489                      | 596                      | 266           | 1 651        |
| \$400 to \$449 .....  | 2 974  | 50                        | 464                    | 712                      | 544                      | 464                      | 505                      | 235           | 1 632        |
| \$450 to \$499 .....  | 2 760  | 55                        | 422                    | 756                      | 532                      | 312                      | 461                      | 221           | 1 534        |
| \$500 to \$599 .....  | 5 271  | 51                        | 698                    | 1 647                    | 1 074                    | 596                      | 712                      | 494           | 1 498        |
| \$600 to \$699 .....  | 4 711  | 50                        | 505                    | 1 433                    | 1 071                    | 596                      | 687                      | 369           | 1 585        |
| \$700 to \$799 .....  | 4 330  | 47                        | 342                    | 1 262                    | 1 250                    | 593                      | 574                      | 262           | 1 653        |
| \$800 to \$999 .....  | 7 406  | 41                        | 393                    | 1 774                    | 2 206                    | 1 252                    | 1 306                    | 433           | 1 790        |
| \$1,000 to \$1,249 .....  | 6 089  | 12                        | 206                    | 1 081                    | 1 798                    | 1 348                    | 1 309                    | 334           | 1 939        |
| \$1,250 to \$1,499 .....  | 4 043  | 16                        | 94                     | 537                      | 962                      | 988                      | 1 168                    | 278           | 2 138        |
| \$1,500 or more .....   | 7 170  | 14                        | 106                    | 542                      | 1 115                    | 1 397                    | 3 639                    | 358           | 2500+        |
| No cash rent .....  | 1 323  | 23                        | 286                    | 398                      | 202                      | 104                      | 156                      | 155           | 1 346        |
| <b>Median (excludes no cash rent)</b> .....   | <b>576</b>   | <b>321</b>                | <b>367</b>             | <b>486</b>               | <b>640</b>               | <b>740</b>               | <b>907</b>               | <b>514</b>    | <b>...</b>   |
| <b>Median Monthly Housing Costs for Owners</b>                                      |  |                           |                        |                          |                          |                          |                          |               |              |
| Monthly costs including all mortgages plus maintenance costs .....                  | 607  | 302                       | 331                    | 477                      | 658                      | 779                      | 968                      | 514           | ...          |
| Monthly costs excluding second and subsequent mortgages and maintenance costs ..... | 570  | 287                       | 304                    | 448                      | 621                      | 733                      | 908                      | 480           | ...          |

Table 2-18. **Square Footage by Household and Unit Size, Income, and Costs—Occupied Units—**  
**Con.**

[Numbers in thousands. **Consistent with the 1990 Census.** ... means not applicable or sample too small. – means zero or rounds to zero]

| Characteristics              | Size of occupied detached 1-family homes and 1-family mobile homes |                           |                        |                          |                          |                          |                          |                |              |
|------------------------------|--|---------------------------|------------------------|--------------------------|--------------------------|--------------------------|--------------------------|----------------|--------------|
|                              | Total  | Less than 500 square feet | 500 to 999 square feet | 1000 to 1499 square feet | 1500 to 1999 square feet | 2000 to 2499 square feet | 2500 square feet or more | Not reported   | Median       |
| <b>OWNER OCCUPIED UNITS</b>  |  |                           |                        |                          |                          |                          |                          |                |              |
| <b>Total</b> .....           | <b>62 120</b>  | <b>580</b>                | <b>5 321</b>           | <b>14 581</b>            | <b>14 542</b>            | <b>10 144</b>            | <b>12 944</b>            | <b>4 007</b>   | <b>1 795</b> |
| <b>Value</b>                 |  |                           |                        |                          |                          |                          |                          |                |              |
| Less than \$10,000 .....     | 1 968  | 101                       | 1 015                  | 435                      | 155                      | 56                       | 53                       | 153            | 897          |
| \$10,000 to \$19,999 .....   | 1 795  | 38                        | 677                    | 642                      | 127                      | 71                       | 75                       | 164            | 1 078        |
| \$20,000 to \$29,999 .....   | 1 664  | 88                        | 436                    | 610                      | 218                      | 61                       | 91                       | 160            | 1 186        |
| \$30,000 to \$39,999 .....   | 1 921  | 33                        | 324                    | 825                      | 344                      | 104                      | 124                      | 167            | 1 315        |
| \$40,000 to \$49,999 .....   | 2 472  | 45                        | 385                    | 969                      | 562                      | 204                      | 190                      | 118            | 1 386        |
| \$50,000 to \$59,999 .....   | 2 783  | 48                        | 344                    | 974                      | 649                      | 272                      | 296                      | 200            | 1 462        |
| \$60,000 to \$69,999 .....   | 3 630  | 21                        | 430                    | 1 263                    | 885                      | 418                      | 393                      | 220            | 1 496        |
| \$70,000 to \$79,999 .....   | 3 942  | 57                        | 323                    | 1 335                    | 1 085                    | 423                      | 453                      | 267            | 1 557        |
| \$80,000 to \$99,999 .....   | 8 025  | 34                        | 522                    | 2 436                    | 2 351                    | 1 151                    | 1 020                    | 511            | 1 663        |
| \$100,000 to \$119,999 ..... | 5 940  | 17                        | 246                    | 1 451                    | 1 820                    | 1 122                    | 897                      | 387            | 1 792        |
| \$120,000 to \$149,999 ..... | 7 800  | 57                        | 266                    | 1 479                    | 2 372                    | 1 765                    | 1 397                    | 463            | 1 893        |
| \$150,000 to \$199,999 ..... | 8 377  | 11                        | 211                    | 1 131                    | 2 127                    | 2 125                    | 2 199                    | 573            | 2 099        |
| \$200,000 to \$249,999 ..... | 4 292  | 17                        | 60                     | 462                      | 835                      | 995                      | 1 671                    | 253            | 2 325        |
| \$250,000 to \$299,999 ..... | 2 537  | 7                         | 30                     | 221                      | 446                      | 525                      | 1 166                    | 142            | 2 470        |
| \$300,000 or more .....      | 4 974  | 7                         | 53                     | 349                      | 566                      | 851                      | 2 918                    | 231            | 2500+        |
| <b>Median</b> .....          | <b>109 629</b>   | <b>46 602</b>             | <b>45 405</b>          | <b>81 955</b>            | <b>109 843</b>           | <b>140 216</b>           | <b>183 697</b>           | <b>102 283</b> | <b>...</b>   |

<sup>1</sup>Does not include multiunits, cooperatives, or condominiums.

**Table 2-19. Detailed Tenure by Financial Characteristics—Occupied Units**

[Numbers in thousands. Consistent with the 1990 Census. ... means not applicable or sample too small. – means zero or rounds to zero]

| Characteristics   | Owner occupied |                |                |               |                  |               |               |               | Renter occupied |               |                                   |               |
|---|----------------|----------------|----------------|---------------|------------------|---------------|---------------|---------------|-----------------|---------------|-----------------------------------|---------------|
|   | With mortgage  |                |                |               | With no mortgage |               |               |               | All renters     |               | Unsubsidized renters <sup>1</sup> |               |
|   | Total          | Specified      | Not specified  |               | Total            | Specified     | Not specified |               | Specified       | Other         | Specified                         | Other         |
|   |                |                | Condo or Coop  | Other         |                  |               | Condo or Coop | Other         |                 |               |                                   |               |
| <b>Total</b> .....  | <b>41 667</b>  | <b>34 884</b>  | <b>2 000</b>   | <b>4 783</b>  | <b>27 129</b>    | <b>20 444</b> | <b>1 394</b>  | <b>5 291</b>  | <b>33 475</b>   | <b>532</b>    | <b>27 321</b>                     | <b>483</b>    |
| <b>Income of Families and Primary Individuals</b>                                   |                |                |                |               |                  |               |               |               |                 |               |                                   |               |
| Less than \$5,000 .....   | 967            | 749            | 71             | 147           | 1 991            | 1 404         | 105           | 482           | 3 360           | 59            | 2 348                             | 50            |
| \$5,000 to \$9,999 .....  | 713            | 529            | 37             | 147           | 2 403            | 1 657         | 85            | 661           | 3 840           | 46            | 2 368                             | 36            |
| \$10,000 to \$14,999 .....  | 1 129          | 834            | 57             | 237           | 2 931            | 2 151         | 131           | 649           | 4 072           | 48            | 3 041                             | 45            |
| \$15,000 to \$19,999 .....  | 1 374          | 1 028          | 40             | 306           | 2 426            | 1 769         | 111           | 547           | 3 391           | 47            | 2 775                             | 37            |
| \$20,000 to \$24,999 .....  | 1 723          | 1 280          | 99             | 344           | 2 377            | 1 766         | 136           | 475           | 3 429           | 35            | 2 917                             | 35            |
| \$25,000 to \$29,999 .....  | 2 021          | 1 584          | 137            | 300           | 2 073            | 1 530         | 139           | 404           | 2 858           | 67            | 2 478                             | 63            |
| \$30,000 to \$34,999 .....  | 2 643          | 2 010          | 151            | 483           | 1 991            | 1 558         | 60            | 373           | 2 857           | 66            | 2 597                             | 62            |
| \$35,000 to \$39,999 .....  | 2 351          | 1 855          | 105            | 391           | 1 451            | 1 059         | 87            | 306           | 2 063           | 33            | 1 898                             | 31            |
| \$40,000 to \$49,999 .....  | 4 428          | 3 613          | 239            | 576           | 2 289            | 1 813         | 114           | 362           | 2 523           | 47            | 2 302                             | 44            |
| \$50,000 to \$59,999 .....  | 4 368          | 3 727          | 171            | 470           | 1 806            | 1 403         | 90            | 314           | 1 686           | 16            | 1 522                             | 16            |
| \$60,000 to \$79,999 .....  | 7 410          | 6 494          | 342            | 574           | 2 165            | 1 673         | 131           | 361           | 1 857           | 33            | 1 682                             | 31            |
| \$80,000 to \$99,999 .....  | 4 595          | 4 102          | 167            | 327           | 1 084            | 911           | 39            | 133           | 689             | 8             | 627                               | 6             |
| \$100,000 to \$119,999 .....  | 2 806          | 2 504          | 137            | 165           | 802              | 682           | 52            | 68            | 329             | 11            | 298                               | 11            |
| \$120,000 or more .....   | 5 138          | 4 575          | 248            | 315           | 1 339            | 1 070         | 112           | 157           | 520             | 16            | 468                               | 16            |
| <b>Median</b> .....   | <b>57 975</b>  | <b>60 718</b>  | <b>53 796</b>  | <b>40 610</b> | <b>28 465</b>    | <b>29 825</b> | <b>29 615</b> | <b>23 233</b> | <b>23 026</b>   | <b>27 289</b> | <b>25 427</b>                     | <b>28 082</b> |
| <b>Monthly Housing Costs</b>  |                |                |                |               |                  |               |               |               |                 |               |                                   |               |
| Less than \$100 .....   | 73             | 26             | 9              | 39            | 1 128            | 619           | 100           | 410           | 399             | 2             | 118                               | 2             |
| \$100 to \$199 .....  | 646            | 431            | 6              | 209           | 7 066            | 5 216         | 182           | 1 668         | 1 494           | 15            | 437                               | 13            |
| \$200 to \$249 .....  | 618            | 535            | 18             | 65            | 4 602            | 3 649         | 153           | 800           | 784             | 2             | 371                               | 2             |
| \$250 to \$299 .....  | 734            | 620            | 16             | 99            | 3 941            | 3 077         | 206           | 658           | 1 016           | 18            | 643                               | 10            |
| \$300 to \$349 .....  | 909            | 731            | 29             | 149           | 2 679            | 2 121         | 148           | 411           | 1 430           | 14            | 1 088                             | 11            |
| \$350 to \$399 .....  | 1 070          | 816            | 36             | 217           | 2 100            | 1 554         | 143           | 402           | 1 879           | 17            | 1 586                             | 16            |
| \$400 to \$449 .....  | 1 204          | 881            | 42             | 281           | 1 472            | 1 129         | 85            | 258           | 2 121           | 38            | 1 771                             | 27            |
| \$450 to \$499 .....  | 1 417          | 1 083          | 38             | 297           | 1 002            | 764           | 91            | 148           | 2 459           | 35            | 2 156                             | 30            |
| \$500 to \$599 .....  | 3 337          | 2 546          | 158            | 632           | 1 256            | 925           | 90            | 241           | 5 211           | 79            | 4 615                             | 74            |
| \$600 to \$699 .....  | 3 552          | 2 855          | 212            | 486           | 663              | 486           | 61            | 115           | 4 497           | 58            | 3 978                             | 57            |
| \$700 to \$799 .....  | 3 717          | 3 007          | 224            | 486           | 354              | 261           | 49            | 43            | 3 370           | 45            | 2 973                             | 40            |
| \$800 to \$999 .....  | 6 837          | 5 867          | 341            | 629           | 367              | 274           | 35            | 58            | 3 628           | 54            | 3 205                             | 51            |
| \$1,000 to \$1,249 .....  | 5 994          | 5 291          | 327            | 377           | 172              | 132           | 14            | 26            | 1 568           | 20            | 1 568                             | 20            |
| \$1,250 to \$1,499 .....  | 4 147          | 3 680          | 195            | 272           | 92               | 69            | 9             | 14            | 648             | 4             | 577                               | 4             |
| \$1,500 or more .....   | 7 410          | 6 514          | 351            | 544           | 233              | 166           | 28            | 38            | 807             | 6             | 677                               | 6             |
| No cash rent .....  | ...            | ...            | ...            | ...           | ...              | ...           | ...           | ...           | 1 974           | 126           | 1 558                             | 120           |
| <b>Median (excludes no cash rent)</b> .....   | <b>904</b>     | <b>933</b>     | <b>925</b>     | <b>683</b>    | <b>260</b>       | <b>262</b>    | <b>319</b>    | <b>235</b>    | <b>580</b>      | <b>579</b>    | <b>602</b>                        | <b>595</b>    |
| <b>Median Monthly Housing Costs for Owners</b>                                      |                |                |                |               |                  |               |               |               |                 |               |                                   |               |
| Monthly costs including all mortgages plus maintenance costs .....                  | 940            | 970            | 953            | 700           | 283              | 287           | 336           | 252           | ...             | ...           | ...                               | ...           |
| Monthly costs excluding second and subsequent mortgages and maintenance costs ..... | 895            | 923            | 923            | 679           | 260              | 262           | 319           | 235           | ...             | ...           | ...                               | ...           |
| <b>Monthly Housing Costs as Percent of Current Income<sup>2</sup></b>               |                |                |                |               |                  |               |               |               |                 |               |                                   |               |
| Less than 5 percent .....   | 1 194          | 961            | 42             | 191           | 3 969            | 2 988         | 235           | 746           | 282             | 11            | 230                               | 11            |
| 5 to 9 percent .....  | 4 274          | 3 708          | 160            | 406           | 7 718            | 6 002         | 345           | 1 370         | 1 179           | 24            | 999                               | 23            |
| 10 to 14 percent .....  | 7 120          | 6 065          | 277            | 778           | 4 828            | 3 736         | 205           | 888           | 3 078           | 44            | 2 634                             | 41            |
| 15 to 19 percent .....  | 8 216          | 6 994          | 364            | 857           | 2 892            | 2 200         | 164           | 528           | 4 167           | 59            | 3 541                             | 52            |
| 20 to 24 percent .....  | 5 970          | 5 099          | 320            | 551           | 1 791            | 1 358         | 83            | 350           | 4 178           | 57            | 3 501                             | 54            |
| 25 to 29 percent .....  | 4 319          | 3 525          | 245            | 549           | 1 184            | 885           | 70            | 230           | 3 534           | 28            | 2 676                             | 23            |
| 30 to 34 percent .....  | 2 741          | 2 312          | 122            | 308           | 709              | 512           | 49            | 148           | 2 796           | 35            | 2 137                             | 28            |
| 35 to 39 percent .....  | 1 781          | 1 460          | 103            | 218           | 646              | 434           | 35            | 178           | 2 037           | 30            | 1 675                             | 23            |
| 40 to 49 percent .....  | 1 924          | 1 549          | 106            | 270           | 685              | 473           | 47            | 165           | 2 554           | 24            | 2 160                             | 21            |
| 50 to 59 percent .....  | 967            | 770            | 65             | 132           | 324              | 223           | 13            | 88            | 1 586           | 22            | 1 292                             | 22            |
| 60 to 69 percent .....  | 622            | 478            | 43             | 101           | 227              | 130           | 14            | 83            | 1 026           | 9             | 861                               | 6             |
| 70 to 99 percent .....  | 819            | 636            | 32             | 151           | 321              | 224           | 23            | 75            | 1 543           | 9             | 1 234                             | 9             |
| 100 percent or more <sup>3</sup> .....  | 1 295          | 1 000          | 102            | 193           | 1 065            | 728           | 69            | 269           | 2 476           | 39            | 1 951                             | 34            |
| Zero or negative income .....   | 423            | 327            | 18             | 78            | 768              | 551           | 42            | 175           | 1 064           | 15            | 872                               | 15            |
| No cash rent .....  | ...            | ...            | ...            | ...           | ...              | ...           | ...           | ...           | 1 974           | 126           | 1 558                             | 120           |
| <b>Median (excludes 2 previous lines)</b> .....                                     | <b>20</b>      | <b>20</b>      | <b>22</b>      | <b>21</b>     | <b>12</b>        | <b>11</b>     | <b>12</b>     | <b>12</b>     | <b>28</b>       | <b>25</b>     | <b>28</b>                         | <b>24</b>     |
| <b>Median (excludes 3 lines before medians)</b> .....                               | <b>19</b>      | <b>19</b>      | <b>22</b>      | <b>20</b>     | <b>11</b>        | <b>11</b>     | <b>11</b>     | <b>12</b>     | <b>27</b>       | <b>23</b>     | <b>26</b>                         | <b>23</b>     |
| <b>OWNER OCCUPIED UNITS</b>   |                |                |                |               |                  |               |               |               |                 |               |                                   |               |
| <b>Total</b> .....  | <b>41 667</b>  | <b>34 884</b>  | <b>2 000</b>   | <b>4 783</b>  | <b>27 129</b>    | <b>20 444</b> | <b>1 394</b>  | <b>5 291</b>  | ...             | ...           | ...                               | ...           |
| <b>Value</b>  |                |                |                |               |                  |               |               |               |                 |               |                                   |               |
| Less than \$10,000 .....  | 620            | 103            | 14             | 502           | 1 443            | 187           | 20            | 1 236         | ...             | ...           | ...                               | ...           |
| \$10,000 to \$19,999 .....  | 719            | 143            | 5              | 572           | 1 180            | 316           | 22            | 841           | ...             | ...           | ...                               | ...           |
| \$20,000 to \$29,999 .....  | 796            | 287            | 36             | 473           | 1 002            | 574           | 24            | 404           | ...             | ...           | ...                               | ...           |
| \$30,000 to \$39,999 .....  | 952            | 524            | 34             | 394           | 1 189            | 804           | 34            | 351           | ...             | ...           | ...                               | ...           |
| \$40,000 to \$49,999 .....  | 1 323          | 922            | 48             | 352           | 1 442            | 1 067         | 71            | 304           | ...             | ...           | ...                               | ...           |
| \$50,000 to \$59,999 .....  | 1 647          | 1 246          | 114            | 287           | 1 601            | 1 204         | 131           | 267           | ...             | ...           | ...                               | ...           |
| \$60,000 to \$69,999 .....  | 2 333          | 1 943          | 147            | 244           | 1 847            | 1 519         | 92            | 236           | ...             | ...           | ...                               | ...           |
| \$70,000 to \$79,999 .....  | 2 479          | 2 058          | 166            | 255           | 2 002            | 1 634         | 112           | 256           | ...             | ...           | ...                               | ...           |
| \$80,000 to \$99,999 .....  | 5 597          | 4 921          | 325            | 350           | 3 488            | 2 998         | 198           | 292           | ...             | ...           | ...                               | ...           |
| \$100,000 to \$119,999 .....  | 4 040          | 3 616          | 188            | 236           | 2 559            | 2 151         | 150           | 258           | ...             | ...           | ...                               | ...           |
| \$120,000 to \$149,999 .....  | 5 719          | 5 167          | 301            | 251           | 2 899            | 2 486         | 169           | 244           | ...             | ...           | ...                               | ...           |
| \$150,000 to \$199,999 .....  | 6 309          | 5 724          | 253            | 332           | 2 820            | 2 424         | 164           | 232           | ...             | ...           | ...                               | ...           |
| \$200,000 to \$249,999 .....  | 3 336          | 3 021          | 144            | 171           | 1 306            | 1 127         | 52            | 126           | ...             | ...           | ...                               | ...           |
| \$250,000 to \$299,999 .....  | 1 917          | 1 741          | 67             | 109           | 832              | 711           | 42            | 80            | ...             | ...           | ...                               | ...           |
| \$300,000 or more .....   | 3 880          | 3 468          | 159            | 253           | 1 519            | 1 243         | 112           | 163           | ...             | ...           | ...                               | ...           |
| <b>Median</b> .....   | <b>121 721</b> | <b>129 746</b> | <b>111 885</b> | <b>53 417</b> | <b>90 655</b>    | <b>99 462</b> | <b>99 283</b> | <b>34 672</b> | ...             | ...           | ...                               | ...           |

**Table 2-19. Detailed Tenure by Financial Characteristics—Occupied Units—Con.**

[Numbers in thousands. Consistent with the 1990 Census. ... means not applicable or sample too small. — means zero or rounds to zero]

| Characteristics  | Owner occupied |               |               |              |                  |            |               |             | Renter occupied |       |                                   |       |
|--|----------------|---------------|---------------|--------------|------------------|------------|---------------|-------------|-----------------|-------|-----------------------------------|-------|
|  | With mortgage  |               |               |              | With no mortgage |            |               |             | All renters     |       | Unsubsidized renters <sup>1</sup> |       |
|  | Total          | Specified     | Not specified |              | Total            | Specified  | Not specified |             | Specified       | Other | Specified                         | Other |
|  |                |               | Condo or Coop | Other        |                  |            | Condo or Coop | Other       |                 |       |                                   |       |
| <b>OWNER OCCUPIED UNITS—Con.</b>                       |                |               |               |              |                  |            |               |             |                 |       |                                   |       |
| <b>Ratio of Value to Current Income</b>                |                |               |               |              |                  |            |               |             |                 |       |                                   |       |
| Less than 1.5  | 12 579         | 9 315         | 579           | 2 685        | 7 021            | 3 951      | 301           | 2 769       | ...             | ...   | ...                               | ...   |
| 1.5 to 1.9   | 7 216          | 6 415         | 304           | 498          | 2 616            | 2 138      | 117           | 360         | ...             | ...   | ...                               | ...   |
| 2.0 to 2.4   | 5 788          | 5 088         | 293           | 407          | 2 230            | 1 821      | 124           | 284         | ...             | ...   | ...                               | ...   |
| 2.5 to 2.9   | 4 061          | 3 600         | 205           | 257          | 1 943            | 1 597      | 108           | 239         | ...             | ...   | ...                               | ...   |
| 3.0 to 3.9   | 4 484          | 3 988         | 215           | 280          | 2 825            | 2 350      | 173           | 303         | ...             | ...   | ...                               | ...   |
| 4.0 to 4.9   | 2 310          | 2 042         | 84            | 184          | 1 932            | 1 594      | 128           | 210         | ...             | ...   | ...                               | ...   |
| 5.0 or more  | 4 806          | 4 109         | 303           | 394          | 7 795            | 6 442      | 401           | 951         | ...             | ...   | ...                               | ...   |
| Zero or negative income                                | 423            | 327           | 18            | 78           | 768              | 551        | 42            | 175         | ...             | ...   | ...                               | ...   |
| <b>Median</b>  | <b>2.1</b>     | <b>2.2</b>    | <b>2.2</b>    | <b>1.5-</b>  | <b>2.8</b>       | <b>3.2</b> | <b>3.1</b>    | <b>1.5-</b> | ...             | ...   | ...                               | ...   |
| <b>Average Monthly Cost Paid for Real Estate Taxes</b> |                |               |               |              |                  |            |               |             |                 |       |                                   |       |
| Less than \$25   | 4 647          | 2 836         | 168           | 1 643        | 6 289            | 3 524      | 210           | 2 555       | ...             | ...   | ...                               | ...   |
| \$25 to \$49   | 5 061          | 3 955         | 241           | 866          | 4 613            | 3 521      | 174           | 918         | ...             | ...   | ...                               | ...   |
| \$50 to \$74   | 5 230          | 4 398         | 274           | 557          | 3 679            | 3 009      | 209           | 461         | ...             | ...   | ...                               | ...   |
| \$75 to \$99   | 4 447          | 3 875         | 235           | 336          | 2 502            | 2 062      | 164           | 275         | ...             | ...   | ...                               | ...   |
| \$100 to \$149   | 7 586          | 6 660         | 466           | 460          | 3 885            | 3 181      | 282           | 421         | ...             | ...   | ...                               | ...   |
| \$150 to \$199   | 4 837          | 4 320         | 221           | 296          | 2 194            | 1 818      | 132           | 245         | ...             | ...   | ...                               | ...   |
| \$200 or more  | 9 858          | 8 838         | 396           | 624          | 3 967            | 3 328      | 223           | 416         | ...             | ...   | ...                               | ...   |
| <b>Median</b>  | <b>110</b>     | <b>118</b>    | <b>109</b>    | <b>47</b>    | <b>68</b>        | <b>77</b>  | <b>91</b>     | <b>27</b>   | ...             | ...   | ...                               | ...   |
| <b>OWNERS WITH ONE OR MORE REGULAR MORTGAGES</b>       |                |               |               |              |                  |            |               |             |                 |       |                                   |       |
| <b>Total</b>   | <b>38 883</b>  | <b>32 416</b> | <b>1 939</b>  | <b>4 528</b> | ...              | ...        | ...           | ...         | ...             | ...   | ...                               | ...   |
| <b>Monthly Payment for Principal and Interest</b>      |                |               |               |              |                  |            |               |             |                 |       |                                   |       |
| One or more regular mortgages                          | 38 883         | 32 416        | 1 939         | 4 528        | ...              | ...        | ...           | ...         | ...             | ...   | ...                               | ...   |
| Less than \$100  | 1 121          | 796           | 51            | 274          | ...              | ...        | ...           | ...         | ...             | ...   | ...                               | ...   |
| \$100 to \$199   | 1 708          | 1 250         | 85            | 373          | ...              | ...        | ...           | ...         | ...             | ...   | ...                               | ...   |
| \$200 to \$249   | 1 391          | 1 006         | 67            | 318          | ...              | ...        | ...           | ...         | ...             | ...   | ...                               | ...   |
| \$250 to \$299   | 1 776          | 1 233         | 76            | 468          | ...              | ...        | ...           | ...         | ...             | ...   | ...                               | ...   |
| \$300 to \$349   | 2 073          | 1 467         | 135           | 470          | ...              | ...        | ...           | ...         | ...             | ...   | ...                               | ...   |
| \$350 to \$399   | 2 234          | 1 687         | 132           | 414          | ...              | ...        | ...           | ...         | ...             | ...   | ...                               | ...   |
| \$400 to \$449   | 2 139          | 1 803         | 125           | 211          | ...              | ...        | ...           | ...         | ...             | ...   | ...                               | ...   |
| \$450 to \$499   | 2 325          | 1 921         | 133           | 271          | ...              | ...        | ...           | ...         | ...             | ...   | ...                               | ...   |
| \$500 to \$599   | 4 228          | 3 615         | 225           | 388          | ...              | ...        | ...           | ...         | ...             | ...   | ...                               | ...   |
| \$600 to \$699   | 4 049          | 3 579         | 220           | 250          | ...              | ...        | ...           | ...         | ...             | ...   | ...                               | ...   |
| \$700 to \$799   | 3 001          | 2 594         | 161           | 246          | ...              | ...        | ...           | ...         | ...             | ...   | ...                               | ...   |
| \$800 to \$999   | 4 460          | 4 022         | 216           | 222          | ...              | ...        | ...           | ...         | ...             | ...   | ...                               | ...   |
| \$1,000 to \$1,249                                     | 3 697          | 3 299         | 147           | 250          | ...              | ...        | ...           | ...         | ...             | ...   | ...                               | ...   |
| \$1,250 to \$1,499                                     | 1 833          | 1 670         | 65            | 98           | ...              | ...        | ...           | ...         | ...             | ...   | ...                               | ...   |
| \$1,500 or more  | 2 851          | 2 474         | 102           | 275          | ...              | ...        | ...           | ...         | ...             | ...   | ...                               | ...   |
| <b>Median</b>  | <b>611</b>     | <b>640</b>    | <b>574</b>    | <b>394</b>   | ...              | ...        | ...           | ...         | ...             | ...   | ...                               | ...   |
| <b>Type of Primary Mortgage</b>                        |                |               |               |              |                  |            |               |             |                 |       |                                   |       |
| FHA  | 5 410          | 4 831         | 288           | 291          | ...              | ...        | ...           | ...         | ...             | ...   | ...                               | ...   |
| VA   | 1 893          | 1 750         | 40            | 103          | ...              | ...        | ...           | ...         | ...             | ...   | ...                               | ...   |
| Farmers Home Administration                            | 330            | 277           | 5             | 49           | ...              | ...        | ...           | ...         | ...             | ...   | ...                               | ...   |
| Other types  | 28 204         | 23 115        | 1 435         | 3 655        | ...              | ...        | ...           | ...         | ...             | ...   | ...                               | ...   |
| Don't know   | 105            | 83            | 2             | 19           | ...              | ...        | ...           | ...         | ...             | ...   | ...                               | ...   |
| Not reported   | 2 942          | 2 360         | 169           | 412          | ...              | ...        | ...           | ...         | ...             | ...   | ...                               | ...   |
| <b>Mortgage Origination</b>                            |                |               |               |              |                  |            |               |             |                 |       |                                   |       |
| Placed new mortgage(s)                                 | 38 199         | 31 864        | 1 913         | 4 422        | ...              | ...        | ...           | ...         | ...             | ...   | ...                               | ...   |
| Primary obtained when property acquired                | 27 439         | 22 397        | 1 568         | 3 474        | ...              | ...        | ...           | ...         | ...             | ...   | ...                               | ...   |
| Obtained later   | 10 760         | 9 467         | 346           | 948          | ...              | ...        | ...           | ...         | ...             | ...   | ...                               | ...   |
| Assumed  | 585            | 471           | 19            | 95           | ...              | ...        | ...           | ...         | ...             | ...   | ...                               | ...   |
| Wrap-around  | 27             | 17            | 5             | 5            | ...              | ...        | ...           | ...         | ...             | ...   | ...                               | ...   |
| Combination of the above                               | 73             | 65            | 2             | 6            | ...              | ...        | ...           | ...         | ...             | ...   | ...                               | ...   |
| <b>Payment Plan of Primary Mortgage</b>                |                |               |               |              |                  |            |               |             |                 |       |                                   |       |
| Fixed payment, self-amortizing                         | 31 472         | 26 391        | 1 491         | 3 590        | ...              | ...        | ...           | ...         | ...             | ...   | ...                               | ...   |
| Adjustable rate mortgage                               | 2 057          | 1 689         | 162           | 206          | ...              | ...        | ...           | ...         | ...             | ...   | ...                               | ...   |
| Adjustable term mortgage                               | 277            | 194           | 22            | 60           | ...              | ...        | ...           | ...         | ...             | ...   | ...                               | ...   |
| Graduated payment mortgage                             | 363            | 302           | 11            | 50           | ...              | ...        | ...           | ...         | ...             | ...   | ...                               | ...   |
| Balloon  | 302            | 243           | 17            | 42           | ...              | ...        | ...           | ...         | ...             | ...   | ...                               | ...   |
| Other  | 3              | 3             | —             | —            | ...              | ...        | ...           | ...         | ...             | ...   | ...                               | ...   |
| Combination of the above                               | 273            | 220           | 19            | 34           | ...              | ...        | ...           | ...         | ...             | ...   | ...                               | ...   |
| Not reported   | 4 138          | 3 375         | 217           | 546          | ...              | ...        | ...           | ...         | ...             | ...   | ...                               | ...   |
| <b>Payment Plan of Secondary Mortgage</b>              |                |               |               |              |                  |            |               |             |                 |       |                                   |       |
| Units with two or more mortgages                       | 1 493          | 1 317         | 49            | 127          | ...              | ...        | ...           | ...         | ...             | ...   | ...                               | ...   |
| Fixed payment, self-amortizing                         | 1 240          | 1 090         | 48            | 102          | ...              | ...        | ...           | ...         | ...             | ...   | ...                               | ...   |
| Adjustable rate mortgage                               | 36             | 34            | —             | 2            | ...              | ...        | ...           | ...         | ...             | ...   | ...                               | ...   |
| Adjustable term mortgage                               | 84             | 70            | —             | 14           | ...              | ...        | ...           | ...         | ...             | ...   | ...                               | ...   |
| Graduated payment mortgage                             | 21             | 18            | —             | 2            | ...              | ...        | ...           | ...         | ...             | ...   | ...                               | ...   |
| Balloon  | 30             | 30            | —             | —            | ...              | ...        | ...           | ...         | ...             | ...   | ...                               | ...   |
| Other  | —              | —             | —             | —            | ...              | ...        | ...           | ...         | ...             | ...   | ...                               | ...   |
| Combination of the above                               | 18             | 14            | —             | 3            | ...              | ...        | ...           | ...         | ...             | ...   | ...                               | ...   |
| Not reported   | 64             | 60            | 1             | 4            | ...              | ...        | ...           | ...         | ...             | ...   | ...                               | ...   |

**Table 2-19. Detailed Tenure by Financial Characteristics—Occupied Units—Con.**

[Numbers in thousands. Consistent with the 1990 Census. ... means not applicable or sample too small. – means zero or rounds to zero]

| Characteristics                                       | Owner occupied |           |               |       |                  |           |               |       | Renter occupied |       |                                   |       |
|---|----------------|-----------|---------------|-------|------------------|-----------|---------------|-------|-----------------|-------|-----------------------------------|-------|
|   | With mortgage  |           |               |       | With no mortgage |           |               |       | All renters     |       | Unsubsidized renters <sup>1</sup> |       |
|   | Total          | Specified | Not specified |       | Total            | Specified | Not specified |       | Specified       | Other | Specified                         | Other |
|   |                |           | Condo or Coop | Other |                  |           | Condo or Coop | Other |                 |       |                                   |       |
| <b>OWNERS WITH ONE OR MORE REGULAR MORTGAGES—Con.</b> |                |           |               |       |                  |           |               |       |                 |       |                                   |       |
| <b>Lenders of Primary and Secondary Mortgages</b>     |                |           |               |       |                  |           |               |       |                 |       |                                   |       |
| Only borrowed from firm(s) .....                      | 34 642         | 29 092    | 1 731         | 3 819 | ...              | ...       | ...           | ...   | ...             | ...   | ...                               | ...   |
| Only borrowed from seller .....                       | 551            | 370       | 8             | 172   | ...              | ...       | ...           | ...   | ...             | ...   | ...                               | ...   |
| Only borrowed from other individual(s) .....          | 364            | 269       | 13            | 83    | ...              | ...       | ...           | ...   | ...             | ...   | ...                               | ...   |
| Borrowed from a firm and seller .....                 | 52             | 47        | —             | 5     | ...              | ...       | ...           | ...   | ...             | ...   | ...                               | ...   |
| Borrowed from a firm and other individual .....       | 35             | 34        | —             | 1     | ...              | ...       | ...           | ...   | ...             | ...   | ...                               | ...   |
| Borrowed from seller and other individual .....       | 3              | —         | —             | 3     | ...              | ...       | ...           | ...   | ...             | ...   | ...                               | ...   |
| One or both sources not reported .....                | 3 237          | 2 604     | 187           | 447   | ...              | ...       | ...           | ...   | ...             | ...   | ...                               | ...   |

<sup>1</sup>Excludes units in public housing projects and housing units with government rent subsidies.

<sup>2</sup>Beginning with 1989 this item uses current income in its calculation, see Appendix A.

<sup>3</sup>May reflect a temporary situation, living off savings, or response error.

**Table 2-20. Income of Families and Primary Individuals by Selected Characteristics—Occupied Units**

[Numbers in thousands. Consistent with the 1990 Census. .... means not applicable or sample too small. — means zero or rounds to zero]

| Characteristics  | Total          | Zero to negative | \$1 to \$4,999 | \$5,000 to \$9,999 | \$10,000 to \$14,999 | \$15,000 to \$19,999 | \$20,000 to \$29,999 | \$30,000 to \$39,999 | \$40,000 to \$59,999 | \$60,000 to \$79,999 | \$80,000 to \$99,999 | \$100,000 to \$119,999 | \$120,000 or more | Median        |
|--|----------------|------------------|----------------|--------------------|----------------------|----------------------|----------------------|----------------------|----------------------|----------------------|----------------------|------------------------|-------------------|---------------|
| <b>Total</b> .....   | <b>102 803</b> | <b>2 477</b>     | <b>3 899</b>   | <b>7 002</b>       | <b>8 179</b>         | <b>7 238</b>         | <b>14 585</b>        | <b>13 456</b>        | <b>17 164</b>        | <b>11 465</b>        | <b>6 376</b>         | <b>3 947</b>           | <b>7 014</b>      | <b>35 961</b> |
| <b>Units in Structure</b>  |                |                  |                |                    |                      |                      |                      |                      |                      |                      |                      |                        |                   |               |
| 1, detached .....  | 64 536         | 1 208            | 1 692          | 3 059              | 3 916                | 3 582                | 7 810                | 7 792                | 11 948               | 8 861                | 5 358                | 3 286                  | 6 023             | 45 370        |
| 1, attached .....  | 6 963          | 212              | 281            | 487                | 546                  | 540                  | 1 130                | 1 026                | 1 124                | 702                  | 332                  | 234                    | 350               | 32 789        |
| 2 to 4 .....   | 8 572          | 312              | 560            | 884                | 980                  | 867                  | 1 574                | 1 259                | 1 114                | 518                  | 227                  | 103                    | 174               | 24 341        |
| 5 to 9 .....   | 4 847          | 173              | 330            | 482                | 599                  | 473                  | 967                  | 766                  | 575                  | 241                  | 102                  | 58                     | 81                | 23 794        |
| 10 to 19 .....   | 4 416          | 138              | 305            | 429                | 441                  | 413                  | 855                  | 674                  | 613                  | 300                  | 101                  | 75                     | 71                | 25 628        |
| 20 to 49 .....   | 3 343          | 111              | 233            | 372                | 425                  | 338                  | 595                  | 446                  | 396                  | 226                  | 63                   | 46                     | 93                | 23 234        |
| 50 or more .....   | 3 341          | 138              | 229            | 522                | 444                  | 261                  | 491                  | 344                  | 386                  | 223                  | 75                   | 76                     | 151               | 21 572        |
| Mobile home or trailer .....                                     | 6 785          | 185              | 269            | 767                | 829                  | 765                  | 1 162                | 1 149                | 1 007                | 393                  | 119                  | 70                     | 70                | 24 973        |
| <b>Year Structure Built<sup>1</sup></b>                          |                |                  |                |                    |                      |                      |                      |                      |                      |                      |                      |                        |                   |               |
| 2000 to 2004 .....   | —              | —                | —              | —                  | —                    | —                    | —                    | —                    | —                    | —                    | —                    | —                      | —                 | ...           |
| 1995 to 1999 .....   | 7 402          | 150              | 176            | 252                | 305                  | 385                  | 838                  | 830                  | 1 316                | 1 082                | 739                  | 450                    | 879               | 51 624        |
| 1990 to 1994 .....   | 6 547          | 112              | 153            | 265                | 271                  | 299                  | 746                  | 854                  | 1 198                | 956                  | 635                  | 379                    | 681               | 49 581        |
| 1985 to 1989 .....   | 8 007          | 175              | 290            | 365                | 419                  | 428                  | 998                  | 1 040                | 1 394                | 1 120                | 586                  | 412                    | 780               | 44 144        |
| 1980 to 1984 .....   | 6 753          | 153              | 248            | 445                | 497                  | 443                  | 974                  | 852                  | 1 158                | 786                  | 467                  | 250                    | 479               | 37 229        |
| 1975 to 1979 .....   | 10 472         | 213              | 341            | 750                | 780                  | 671                  | 1 476                | 1 342                | 1 777                | 1 181                | 709                  | 466                    | 767               | 37 488        |
| 1970 to 1974 .....   | 10 144         | 277              | 431            | 836                | 998                  | 777                  | 1 406                | 1 323                | 1 571                | 1 050                | 493                  | 348                    | 634               | 32 632        |
| 1960 to 1969 .....   | 14 228         | 334              | 565            | 941                | 1 153                | 1 029                | 2 122                | 1 918                | 2 352                | 1 552                | 873                  | 530                    | 859               | 35 057        |
| 1950 to 1959 .....   | 12 295         | 288              | 500            | 809                | 1 059                | 907                  | 1 988                | 1 653                | 2 076                | 1 301                | 648                  | 415                    | 649               | 33 599        |
| 1940 to 1949 .....   | 7 426          | 235              | 326            | 678                | 745                  | 669                  | 1 122                | 1 010                | 1 136                | 654                  | 335                  | 194                    | 263               | 29 454        |
| 1930 to 1939 .....   | 5 731          | 173              | 266            | 511                | 574                  | 464                  | 832                  | 761                  | 967                  | 535                  | 250                  | 133                    | 327               | 30 606        |
| 1920 to 1929 .....   | 4 963          | 108              | 217            | 433                | 477                  | 408                  | 728                  | 711                  | 794                  | 446                  | 253                  | 127                    | 262               | 31 564        |
| 1919 or earlier .....  | 8 835          | 261              | 387            | 717                | 901                  | 758                  | 1 355                | 1 162                | 1 426                | 803                  | 389                  | 244                    | 432               | 30 332        |
| <b>Median</b> .....  | <b>1969</b>    | <b>1965</b>      | <b>1964</b>    | <b>1964</b>        | <b>1963</b>          | <b>1964</b>          | <b>1966</b>          | <b>1967</b>          | <b>1969</b>          | <b>1972</b>          | <b>1974</b>          | <b>1975</b>            | <b>1976</b>       | <b>...</b>    |
| <b>Rooms</b>   |                |                  |                |                    |                      |                      |                      |                      |                      |                      |                      |                        |                   |               |
| 1 room .....   | 407            | 34               | 55             | 99                 | 58                   | 36                   | 42                   | 31                   | 20                   | 22                   | —                    | —                      | 10                | 11 399        |
| 2 rooms .....  | 1 014          | 74               | 100            | 188                | 151                  | 118                  | 135                  | 112                  | 60                   | 40                   | 16                   | 12                     | 8                 | 14 748        |
| 3 rooms .....  | 8 973          | 324              | 583            | 1 409              | 1 296                | 949                  | 1 635                | 1 140                | 879                  | 391                  | 123                  | 93                     | 151               | 19 607        |
| 4 rooms .....  | 19 390         | 611              | 1 105          | 2 041              | 2 329                | 2 036                | 3 633                | 2 897                | 2 622                | 1 128                | 410                  | 242                    | 335               | 24 328        |
| 5 rooms .....  | 23 733         | 605              | 946            | 1 697              | 2 106                | 1 941                | 3 895                | 3 586                | 4 298                | 2 291                | 1 159                | 494                    | 717               | 31 893        |
| 6 rooms .....  | 21 662         | 420              | 610            | 1 318              | 1 315                | 1 315                | 2 878                | 3 120                | 4 449                | 3 021                | 1 467                | 800                    | 1 288             | 40 875        |
| 7 rooms .....  | 13 457         | 235              | 280            | 388                | 560                  | 499                  | 1 431                | 1 544                | 2 610                | 2 296                | 1 356                | 920                    | 1 338             | 53 734        |
| 8 rooms .....  | 7 985          | 103              | 125            | 129                | 217                  | 218                  | 617                  | 640                  | 1 400                | 1 352                | 1 054                | 779                    | 1 352             | 68 063        |
| 9 rooms .....  | 3 565          | 40               | 55             | 49                 | 92                   | 66                   | 197                  | 218                  | 466                  | 598                  | 481                  | 355                    | 946               | 79 987        |
| 10 rooms or more .....   | 2 618          | 30               | 40             | 27                 | 53                   | 60                   | 124                  | 168                  | 360                  | 326                  | 310                  | 252                    | 869               | 87 869        |
| <b>Bedrooms</b>  |                |                  |                |                    |                      |                      |                      |                      |                      |                      |                      |                        |                   |               |
| None .....   | 858            | 63               | 94             | 178                | 131                  | 96                   | 101                  | 81                   | 41                   | 43                   | 4                    | 8                      | 20                | 13 600        |
| 1 .....  | 11 986         | 438              | 808            | 1 805              | 1 641                | 1 237                | 2 070                | 1 594                | 1 262                | 582                  | 192                  | 135                    | 222               | 20 311        |
| 2 .....  | 29 166         | 904              | 1 450          | 2 594              | 3 232                | 2 776                | 5 302                | 4 314                | 4 343                | 2 140                | 911                  | 502                    | 699               | 26 842        |
| 3 .....  | 43 103         | 798              | 1 225          | 1 989              | 2 511                | 2 599                | 5 646                | 5 827                | 8 527                | 5 971                | 3 241                | 1 889                  | 2 880             | 42 245        |
| 4 or more .....  | 17 689         | 274              | 322            | 437                | 664                  | 531                  | 1 467                | 1 640                | 2 992                | 2 728                | 2 027                | 1 415                  | 3 191             | 63 791        |
| <b>Complete Bathrooms</b>  |                |                  |                |                    |                      |                      |                      |                      |                      |                      |                      |                        |                   |               |
| None .....   | 676            | 44               | 94             | 134                | 110                  | 63                   | 73                   | 59                   | 51                   | 22                   | 8                    | 6                      | 10                | 12 956        |
| 1 .....  | 42 838         | 1 328            | 2 349          | 4 830              | 5 184                | 4 348                | 7 485                | 6 095                | 5 932                | 2 830                | 1 133                | 575                    | 748               | 24 515        |
| 1 and one-half .....   | 16 189         | 360              | 509            | 770                | 1 137                | 1 006                | 2 509                | 2 246                | 3 225                | 2 057                | 1 029                | 604                    | 738               | 38 033        |
| 2 or more .....  | 43 100         | 745              | 947            | 1 268              | 1 748                | 1 822                | 4 518                | 5 056                | 7 956                | 6 556                | 4 206                | 2 762                  | 5 517             | 53 693        |
| <b>Main Heating Equipment</b>                                    |                |                  |                |                    |                      |                      |                      |                      |                      |                      |                      |                        |                   |               |
| Warm-air furnace .....   | 62 018         | 1 408            | 2 082          | 3 614              | 4 386                | 4 119                | 8 516                | 8 211                | 10 762               | 7 482                | 4 233                | 2 649                  | 4 556             | 38 383        |
| Steam or hot water system .....                                  | 13 153         | 317              | 528            | 856                | 1 076                | 928                  | 1 773                | 1 572                | 2 165                | 1 403                | 850                  | 571                    | 1 113             | 36 982        |
| Electric heat pump .....   | 10 992         | 222              | 368            | 511                | 638                  | 728                  | 1 505                | 1 524                | 2 028                | 1 409                | 766                  | 470                    | 822               | 40 000        |
| Built-in electric units .....                                    | 4 939          | 109              | 259            | 519                | 547                  | 415                  | 838                  | 649                  | 739                  | 428                  | 160                  | 110                    | 167               | 27 408        |
| Floor, wall, or other built-in hot-air units without ducts ..... | 5 310          | 179              | 294            | 582                | 676                  | 474                  | 924                  | 672                  | 676                  | 371                  | 198                  | 77                     | 187               | 24 871        |
| Room heaters with flue .....                                     | 1 624          | 48               | 99             | 290                | 198                  | 155                  | 270                  | 185                  | 190                  | 88                   | 44                   | 16                     | 39                | 20 791        |
| Room heaters without flue .....                                  | 1 790          | 73               | 125            | 354                | 289                  | 148                  | 297                  | 232                  | 167                  | 62                   | 21                   | 6                      | 17                | 16 821        |
| Portable electric heaters .....                                  | 705            | 38               | 43             | 73                 | 122                  | 103                  | 134                  | 74                   | 63                   | 33                   | 11                   | 6                      | 6                 | 18 711        |
| Stoves .....   | 1 113          | 32               | 56             | 91                 | 111                  | 72                   | 150                  | 174                  | 226                  | 119                  | 39                   | 15                     | 27                | 32 509        |
| Fireplaces with inserts .....                                    | 138            | 5                | 2              | 6                  | 7                    | 12                   | 26                   | 14                   | 27                   | 11                   | 7                    | 5                      | 17                | 38 530        |
| Fireplaces without inserts .....                                 | 73             | 3                | 5              | 8                  | 13                   | 3                    | 14                   | 6                    | 11                   | 2                    | 2                    | 3                      | 3                 | 23 226        |
| Other .....  | 289            | 15               | 9              | 37                 | 22                   | 37                   | 34                   | 68                   | 35                   | 8                    | 7                    | 5                      | 14                | 27 570        |
| Cooking stove .....  | 116            | 7                | 8              | 14                 | 19                   | 2                    | 23                   | 9                    | 25                   | 2                    | 2                    | 4                      | —                 | 23 194        |
| None .....   | 544            | 21               | 20             | 48                 | 74                   | 42                   | 81                   | 67                   | 51                   | 45                   | 35                   | 12                     | 47                | 28 275        |
| <b>Primary Source of Water</b>                                   |                |                  |                |                    |                      |                      |                      |                      |                      |                      |                      |                        |                   |               |
| Public system or private company .....                           | 89 942         | 2 182            | 3 496          | 6 330              | 7 282                | 6 377                | 12 938               | 11 778               | 14 638               | 9 888                | 5 481                | 3 446                  | 6 105             | 35 405        |
| Well serving 1 to 5 units .....                                  | 12 400         | 280              | 373            | 637                | 835                  | 830                  | 1 568                | 1 641                | 2 436                | 1 542                | 876                  | 492                    | 890               | 40 298        |
| Drilled .....  | 10 774         | 252              | 302            | 530                | 704                  | 685                  | 1 363                | 1 411                | 2 104                | 1 358                | 799                  | 458                    | 809               | 41 338        |
| Dug .....  | 1 078          | 24               | 52             | 67                 | 94                   | 93                   | 128                  | 147                  | 233                  | 122                  | 48                   | 21                     | 47                | 35 427        |
| Not reported .....   | 548            | 4                | 19             | 39                 | 36                   | 53                   | 77                   | 83                   | 98                   | 62                   | 29                   | 13                     | 34                | 35 545        |
| Other .....  | 460            | 15               | 30             | 35                 | 62                   | 32                   | 78                   | 37                   | 91                   | 34                   | 18                   | 9                      | 18                | 27 104        |
| <b>Means of Sewage Disposal</b>                                  |                |                  |                |                    |                      |                      |                      |                      |                      |                      |                      |                        |                   |               |
| Public sewer .....   | 79 959         | 1 971            | 3 245          | 5 686              | 6 515                | 5 693                | 11 579               | 10 540               | 12 762               | 8 735                | 4 814                | 3 084                  | 5 335             | 35 019        |
| Septic tank, cesspool, chemical toilet .....                     | 22 753         | 489              | 647            | 1 304              | 1 647                | 1 528                | 2 999                | 2 913                | 4 396                | 2 730                | 1 561                | 864                    | 1 677             | 39 486        |
| Other .....  | 90             | 17               | 8              | 12                 | 18                   | 17                   | 7                    | 3                    | 7                    | —                    | 1                    | —                      | 2                 | 12 468        |
| <b>Main House Heating Fuel</b>                                   |                |                  |                |                    |                      |                      |                      |                      |                      |                      |                      |                        |                   |               |
| Housing units with heating fuel .....                            | 102 259        | 2 456            | 3 879          | 6 954              | 8 105                | 7 197                | 14 505               | 13 390               | 17 113               | 11 419               | 6 340                | 3 935                  | 6 966             | 36 001        |
| Electricity .....  | 31 142         | 813              | 1 345          | 2 253              | 2 599                | 2 406                | 4 828                | 4 519                | 5 051                | 3 198                | 1 528                | 987                    | 1 615             | 32 936        |
| Piped gas .....  | 52 366         | 1 194            | 1 828          | 3 352              | 3 883                | 3 372                | 7 024                | 6 536                | 8 880                | 6 180                | 3 729                | 2 312                  | 4 077             | 38 461        |
| Bottled gas .....  | 5 905          | 155              | 207            | 487                | 535                  | 440                  | 892                  | 708                  | 1 004                | 637                  | 317                  | 172                    | 351               | 33 345        |
| Fuel oil .....   | 10 026         | 227              | 366            | 607                | 761                  | 770                  | 1 321                | 1 228                | 1 688                | 1 177                | 657                  | 396                    | 830               | 37 838        |
| Kerosene or other liquid fuel .....                              | 724            | 7                | 51             | 95                 | 110                  | 62                   | 133                  | 112                  | 92                   | 21                   | 14                   | 11                     | 16                | 22 801        |
| Coal or coke .....   | 168            | 2                | 6              | 7                  | 26                   | 9                    | 28                   | 24                   | 37                   | 15                   | 4                    | 6                      | 4                 | 32 682        |
| Wood .....   | 1 703          | 44               | 68             | 127                | 154                  | 119                  | 252                  | 235                  | 344                  | 175                  | 86                   | 41                     | 59                | 33 734        |
| Solar energy .....   | 19             | —                | —              | —                  | —                    | 3                    | —                    | 5                    | 6                    | —                    | —                    | 6                      | —                 | ...           |
| Other .....  | 205            | 14               | 9              | 25                 | 38                   | 16                   | 27                   | 23                   | 12                   | 18                   | 4                    | 4                      | 14                | 20 213        |

**Table 2-20. Income of Families and Primary Individuals by Selected Characteristics—Occupied Units—Con.**

[Numbers in thousands. Consistent with the 1990 Census. .... means not applicable or sample too small. — means zero or rounds to zero]

| Characteristics   | Total   | Zero to negative | \$1 to \$4,999 | \$5,000 to \$9,999 | \$10,000 to \$14,999 | \$15,000 to \$19,999 | \$20,000 to \$29,999 | \$30,000 to \$39,999 | \$40,000 to \$59,999 | \$60,000 to \$79,999 | \$80,000 to \$99,999 | \$100,000 to \$119,999 | \$120,000 or more | Median |
|---|---------|------------------|----------------|--------------------|----------------------|----------------------|----------------------|----------------------|----------------------|----------------------|----------------------|------------------------|-------------------|--------|
| <b>Cooking Fuel</b>   |         |                  |                |                    |                      |                      |                      |                      |                      |                      |                      |                        |                   |        |
| With cooking fuel .....   | 102 436 | 2 434            | 3 860          | 6 917              | 8 129                | 7 211                | 14 553               | 13 424               | 17 130               | 11 458               | 6 372                | 3 945                  | 7 002             | 36 044 |
| Electricity .....   | 61 315  | 1 377            | 2 164          | 3 708              | 4 701                | 4 150                | 8 733                | 8 156                | 10 628               | 7 158                | 3 994                | 2 428                  | 4 119             | 37 142 |
| Piped gas .....   | 36 101  | 944              | 1 476          | 2 746              | 2 917                | 2 614                | 5 064                | 4 641                | 5 744                | 3 788                | 2 176                | 1 362                  | 2 631             | 34 936 |
| Bottled gas .....   | 4 950   | 104              | 218            | 456                | 504                  | 438                  | 750                  | 620                  | 748                  | 513                  | 202                  | 153                    | 243               | 30 060 |
| Kerosene or other liquid fuel .....   | 5       | —                | —              | —                  | —                    | —                    | —                    | —                    | 2                    | —                    | —                    | —                      | 3                 | ...    |
| Coal or coke .....  | 2       | —                | —              | —                  | 2                    | —                    | —                    | —                    | —                    | —                    | —                    | —                      | —                 | ...    |
| Wood .....  | 42      | 9                | 2              | 5                  | 5                    | 7                    | 6                    | 3                    | 5                    | —                    | —                    | —                      | —                 | ...    |
| Other .....   | 20      | —                | —              | 2                  | —                    | 1                    | —                    | 5                    | 3                    | —                    | —                    | 2                      | 7                 | ...    |
| <b>Persons</b>  |         |                  |                |                    |                      |                      |                      |                      |                      |                      |                      |                        |                   |        |
| 1 person .....  | 26 901  | 1 090            | 1 645          | 3 986              | 3 568                | 2 661                | 4 513                | 3 500                | 3 263                | 1 371                | 505                  | 305                    | 494               | 21 107 |
| 2 persons .....   | 33 817  | 784              | 1 191          | 1 594              | 2 615                | 2 433                | 5 380                | 4 851                | 5 827                | 3 658                | 1 945                | 1 326                  | 2 213             | 36 001 |
| 3 persons .....   | 16 643  | 273              | 561            | 688                | 897                  | 1 017                | 1 998                | 2 139                | 3 194                | 2 284                | 1 370                | 767                    | 1 453             | 44 679 |
| 4 persons .....   | 15 210  | 215              | 318            | 428                | 665                  | 633                  | 1 466                | 1 654                | 2 905                | 2 600                | 1 683                | 951                    | 1 691             | 55 326 |
| 5 persons .....   | 6 652   | 82               | 95             | 188                | 284                  | 300                  | 742                  | 858                  | 1 288                | 1 072                | 600                  | 396                    | 745               | 52 040 |
| 6 persons .....   | 2 280   | 15               | 69             | 62                 | 90                   | 98                   | 295                  | 296                  | 425                  | 315                  | 204                  | 135                    | 277               | 50 144 |
| 7 persons or more .....   | 1 300   | 18               | 20             | 55                 | 59                   | 95                   | 191                  | 159                  | 262                  | 164                  | 69                   | 66                     | 141               | 44 006 |
| <b>Household Composition by Age of Householder</b>                                  |         |                  |                |                    |                      |                      |                      |                      |                      |                      |                      |                        |                   |        |
| 2-or-more-person households .....   | 75 902  | 1 387            | 2 255          | 3 015              | 4 611                | 4 577                | 10 072               | 9 957                | 13 901               | 10 094               | 5 871                | 3 642                  | 6 520             | 42 988 |
| Married-couple families, no nonrelatives .....                                      | 53 169  | 649              | 820            | 1 090              | 2 063                | 2 323                | 5 730                | 6 567                | 10 652               | 8 713                | 5 300                | 3 324                  | 5 938             | 53 787 |
| Under 25 years .....  | 1 374   | 24               | 41             | 56                 | 124                  | 126                  | 312                  | 277                  | 249                  | 105                  | 25                   | 12                     | 22                | 30 113 |
| 25 to 29 years .....  | 3 579   | 18               | 27             | 56                 | 145                  | 152                  | 496                  | 583                  | 981                  | 581                  | 280                  | 118                    | 141               | 46 361 |
| 30 to 34 years .....  | 5 549   | 45               | 27             | 58                 | 152                  | 194                  | 457                  | 825                  | 1 255                | 1 073                | 610                  | 324                    | 530               | 56 203 |
| 35 to 44 years .....  | 13 571  | 97               | 88             | 158                | 213                  | 350                  | 1 081                | 1 469                | 3 006                | 2 849                | 1 606                | 968                    | 1 686             | 62 272 |
| 45 to 64 years .....  | 19 870  | 219              | 277            | 297                | 520                  | 526                  | 1 449                | 2 078                | 3 754                | 3 476                | 2 484                | 1 652                  | 3 138             | 64 686 |
| 65 years and over .....   | 9 226   | 246              | 360            | 464                | 909                  | 975                  | 1 936                | 1 335                | 1 406                | 628                  | 295                  | 251                    | 422               | 28 575 |
| Other male householder .....  | 8 035   | 216              | 301            | 428                | 681                  | 668                  | 1 476                | 1 339                | 1 408                | 663                  | 334                  | 171                    | 351               | 31 848 |
| Under 45 years .....  | 5 384   | 158              | 224            | 261                | 474                  | 449                  | 1 083                | 981                  | 944                  | 367                  | 188                  | 90                     | 165               | 30 428 |
| 45 to 64 years .....  | 1 955   | 50               | 53             | 108                | 108                  | 157                  | 272                  | 260                  | 384                  | 227                  | 119                  | 74                     | 144               | 38 839 |
| 65 years and over .....   | 696     | 9                | 24             | 59                 | 99                   | 62                   | 120                  | 98                   | 80                   | 70                   | 27                   | 7                      | 42                | 27 989 |
| Other female householder .....  | 14 697  | 522              | 1 133          | 1 497              | 1 867                | 1 586                | 2 866                | 2 051                | 1 842                | 718                  | 237                  | 146                    | 231               | 22 593 |
| Under 45 years .....  | 8 827   | 359              | 877            | 936                | 1 240                | 998                  | 1 785                | 1 219                | 899                  | 314                  | 77                   | 54                     | 70                | 20 022 |
| 45 to 64 years .....  | 3 992   | 115              | 176            | 282                | 367                  | 354                  | 774                  | 560                  | 740                  | 312                  | 114                  | 76                     | 121               | 29 063 |
| 65 years and over .....   | 1 878   | 48               | 80             | 279                | 261                  | 233                  | 307                  | 271                  | 203                  | 92                   | 46                   | 16                     | 41                | 21 222 |
| 1-person households .....   | 26 901  | 1 090            | 1 645          | 3 986              | 3 568                | 2 661                | 4 513                | 3 500                | 3 263                | 1 371                | 505                  | 305                    | 494               | 21 107 |
| Male householder .....  | 11 608  | 464              | 552            | 1 077              | 1 142                | 1 045                | 1 895                | 1 828                | 1 854                | 882                  | 343                  | 198                    | 328               | 28 045 |
| Under 45 years .....  | 5 799   | 263              | 239            | 350                | 456                  | 463                  | 1 080                | 1 058                | 1 050                | 438                  | 157                  | 96                     | 148               | 30 456 |
| 45 to 64 years .....  | 3 444   | 137              | 156            | 299                | 260                  | 294                  | 440                  | 534                  | 619                  | 345                  | 164                  | 62                     | 135               | 32 555 |
| 65 years and over .....   | 2 365   | 64               | 157            | 428                | 426                  | 288                  | 375                  | 236                  | 185                  | 99                   | 22                   | 40                     | 45                | 16 868 |
| Female householder .....  | 15 293  | 625              | 1 093          | 2 909              | 2 427                | 1 617                | 2 618                | 1 672                | 1 409                | 488                  | 162                  | 107                    | 166               | 16 830 |
| Under 45 years .....  | 3 951   | 216              | 201            | 374                | 317                  | 319                  | 829                  | 798                  | 541                  | 209                  | 65                   | 31                     | 51                | 26 607 |
| 45 to 64 years .....  | 4 084   | 209              | 256            | 580                | 402                  | 414                  | 766                  | 536                  | 541                  | 193                  | 74                   | 36                     | 77                | 22 359 |
| 65 years and over .....   | 7 258   | 201              | 636            | 1 955              | 1 707                | 883                  | 1 023                | 337                  | 328                  | 86                   | 22                   | 41                     | 39                | 12 452 |
| <b>Own Never Married Children Under 18 Years Old</b>                                |         |                  |                |                    |                      |                      |                      |                      |                      |                      |                      |                        |                   |        |
| No own children under 18 years .....  | 69 097  | 1 986            | 2 910          | 5 768              | 6 323                | 5 346                | 10 580               | 9 172                | 10 725               | 6 522                | 3 495                | 2 289                  | 3 982             | 31 783 |
| With own children under 18 years .....  | 33 706  | 491              | 989            | 1 233              | 1 857                | 1 893                | 4 005                | 4 284                | 6 439                | 4 943                | 2 881                | 1 659                  | 3 032             | 46 526 |
| Under 6 years only .....  | 7 769   | 143              | 296            | 323                | 490                  | 492                  | 987                  | 966                  | 1 454                | 1 086                | 571                  | 333                    | 627               | 42 576 |
| 1 .....   | 5 014   | 102              | 187            | 211                | 307                  | 347                  | 689                  | 658                  | 933                  | 661                  | 339                  | 201                    | 380               | 40 145 |
| 2 .....   | 2 371   | 31               | 88             | 92                 | 152                  | 114                  | 261                  | 266                  | 448                  | 381                  | 203                  | 121                    | 215               | 48 132 |
| 3 or more .....   | 385     | 10               | 21             | 21                 | 31                   | 31                   | 37                   | 42                   | 73                   | 44                   | 30                   | 12                     | 32                | 39 598 |
| 6 to 17 years only .....  | 19 264  | 243              | 458            | 609                | 916                  | 970                  | 2 207                | 2 409                | 3 762                | 2 954                | 1 812                | 1 069                  | 1 855             | 49 679 |
| 1 .....   | 9 260   | 114              | 227            | 292                | 480                  | 480                  | 1 120                | 1 229                | 1 767                | 1 340                | 862                  | 482                    | 866               | 47 771 |
| 2 .....   | 7 101   | 74               | 164            | 205                | 283                  | 316                  | 704                  | 856                  | 1 412                | 1 192                | 763                  | 429                    | 701               | 53 422 |
| 3 or more .....   | 2 904   | 55               | 66             | 112                | 153                  | 174                  | 382                  | 324                  | 583                  | 422                  | 188                  | 158                    | 288               | 46 398 |
| Both age groups .....   | 6 673   | 105              | 234            | 301                | 451                  | 431                  | 811                  | 909                  | 1 223                | 903                  | 498                  | 257                    | 549               | 41 520 |
| 2 .....   | 3 274   | 59               | 98             | 123                | 221                  | 207                  | 335                  | 420                  | 627                  | 492                  | 293                  | 145                    | 255               | 45 574 |
| 3 or more .....   | 3 399   | 47               | 136            | 178                | 230                  | 224                  | 476                  | 489                  | 596                  | 411                  | 205                  | 112                    | 294               | 38 327 |
| <b>Monthly Housing Costs</b>  |         |                  |                |                    |                      |                      |                      |                      |                      |                      |                      |                        |                   |        |
| Less than \$100 .....   | 1 603   | 116              | 204            | 323                | 289                  | 175                  | 198                  | 121                  | 92                   | 41                   | 11                   | 16                     | 15                | 12 736 |
| \$100 to \$199 .....  | 9 221   | 274              | 628            | 1 713              | 1 344                | 917                  | 1 409                | 966                  | 1 085                | 454                  | 183                  | 104                    | 142               | 18 548 |
| \$200 to \$249 .....  | 6 007   | 159              | 278            | 724                | 740                  | 565                  | 1 040                | 787                  | 914                  | 396                  | 186                  | 90                     | 127               | 25 174 |
| \$250 to \$299 .....  | 5 710   | 178              | 267            | 594                | 665                  | 515                  | 937                  | 732                  | 859                  | 491                  | 197                  | 116                    | 158               | 26 788 |
| \$300 to \$349 .....  | 5 032   | 93               | 231            | 483                | 641                  | 471                  | 842                  | 645                  | 696                  | 393                  | 215                  | 134                    | 189               | 27 097 |
| \$350 to \$399 .....  | 5 066   | 136              | 242            | 427                | 613                  | 544                  | 860                  | 671                  | 621                  | 409                  | 217                  | 136                    | 190               | 26 640 |
| \$400 to \$449 .....  | 4 835   | 114              | 222            | 362                | 559                  | 490                  | 923                  | 743                  | 636                  | 347                  | 160                  | 118                    | 163               | 27 278 |
| \$450 to \$499 .....  | 4 914   | 181              | 253            | 385                | 457                  | 579                  | 878                  | 728                  | 686                  | 335                  | 155                  | 98                     | 180               | 26 868 |
| \$500 to \$599 .....  | 9 882   | 275              | 343            | 542                | 906                  | 1 043                | 1 967                | 1 660                | 1 516                | 750                  | 331                  | 194                    | 355               | 29 313 |
| \$600 to \$699 .....  | 8 770   | 203              | 292            | 385                | 609                  | 655                  | 1 666                | 1 599                | 1 731                | 878                  | 320                  | 171                    | 262               | 33 595 |
| \$700 to \$799 .....  | 7 485   | 168              | 193            | 223                | 387                  | 357                  | 1 167                | 1 366                | 1 849                | 919                  | 423                  | 193                    | 239               | 39 130 |
| \$800 to \$999 .....  | 10 886  | 186              | 180            | 247                | 254                  | 413                  | 1 179                | 1 606                | 2 875                | 1 934                | 911                  | 468                    | 634               | 49 588 |
| \$1,000 to \$1,249 .....  | 7 945   | 127              | 132            | 110                | 175                  | 169                  | 606                  | 773                  | 1 699                | 1 784                | 1 047                | 571                    | 752               | 62 028 |
| \$1,250 to \$1,499 .....  | 4 892   | 58               | 72             | 46                 | 71                   | 82                   | 264                  | 345                  | 889                  | 1 023                | 761                  | 500                    | 781               | 72 100 |
| \$1,500 or more .....   | 8 455   | 118              | 113            | 120                | 136                  | 96                   | 283                  | 464                  | 851                  | 1 240                | 1 220                | 1 022                  | 2 793             | 93 225 |
| No cash rent .....  | 2 100   | 90               | 249            | 319                | 333                  | 168                  | 368                  | 250                  | 165                  | 71                   | 38                   | 16                     | 33                | 16 772 |
| Median (excludes no cash rent) .....  | 581     | 484              | 395            | 299                | 370                  | 436                  | 501                  | 573                  | 681                  | 829                  | 969                  | 1 056                  | 1 277             | ...    |
| <b>Median Monthly Housing Costs for Owners</b>                                      |         |                  |                |                    |                      |                      |                      |                      |                      |                      |                      |                        |                   |        |
| Monthly costs including all mortgages plus maintenance costs .....                  | 615     | 359              | 321            | 249                | 286                  | 339                  | 409                  | 530                  | 690                  | 879                  | 1 039                | 1 122                  | 1 358             | ...    |
| Monthly costs excluding second and subsequent mortgages and maintenance costs ..... | 578     | 324              | 298            | 234                | 265                  | 314                  | 379                  | 497                  | 651                  | 832                  | 978                  | 1 070                  | 1 290             | ...    |

**Table 2-20. Income of Families and Primary Individuals by Selected Characteristics—Occupied Units—Con.**

[Numbers in thousands. Consistent with the 1990 Census. ... means not applicable or sample too small. — means zero or rounds to zero]

| Characteristics   | Total          | Zero to negative | \$1 to \$4,999 | \$5,000 to \$9,999 | \$10,000 to \$14,999 | \$15,000 to \$19,999 | \$20,000 to \$29,999 | \$30,000 to \$39,999 | \$40,000 to \$59,999 | \$60,000 to \$79,999 | \$80,000 to \$99,999 | \$100,000 to \$119,999 | \$120,000 or more | Median        |
|---|----------------|------------------|----------------|--------------------|----------------------|----------------------|----------------------|----------------------|----------------------|----------------------|----------------------|------------------------|-------------------|---------------|
| <b>Monthly Housing Costs as Percent of Current Income<sup>2</sup></b> |                |                  |                |                    |                      |                      |                      |                      |                      |                      |                      |                        |                   |               |
| Less than 5 percent .....   | 5 457          | 11               | 3              | 16                 | 38                   | 51                   | 164                  | 272                  | 948                  | 951                  | 707                  | 575                    | 1 721             | 87 760        |
| 5 to 9 percent .....  | 13 195         | 20               | 21             | 72                 | 256                  | 348                  | 1 337                | 1 913                | 3 029                | 2 177                | 1 230                | 896                    | 1 896             | 57 368        |
| 10 to 14 percent .....  | 15 070         | 20               | 43             | 188                | 608                  | 790                  | 1 964                | 1 890                | 2 857                | 2 501                | 1 556                | 998                    | 1 654             | 54 223        |
| 15 to 19 percent .....  | 15 333         | 6                | 40             | 406                | 756                  | 791                  | 1 800                | 2 193                | 3 643                | 2 545                | 1 363                | 820                    | 971               | 49 195        |
| 20 to 24 percent .....  | 11 996         | 3                | 48             | 446                | 786                  | 713                  | 1 881                | 2 320                | 2 754                | 1 511                | 823                  | 327                    | 385               | 39 147        |
| 25 to 29 percent .....  | 9 066          | 16               | 50             | 660                | 743                  | 799                  | 1 923                | 1 751                | 1 616                | 832                  | 341                  | 168                    | 167               | 31 951        |
| 30 to 34 percent .....  | 6 281          | —                | 52             | 560                | 675                  | 716                  | 1 587                | 1 063                | 930                  | 406                  | 156                  | 65                     | 71                | 27 162        |
| 35 to 39 percent .....  | 4 495          | 7                | 68             | 465                | 561                  | 780                  | 1 189                | 636                  | 482                  | 168                  | 56                   | 36                     | 47                | 23 078        |
| 40 to 49 percent .....  | 5 187          | 7                | 108            | 709                | 1 048                | 914                  | 1 216                | 517                  | 411                  | 142                  | 62                   | 25                     | 29                | 18 948        |
| 50 to 59 percent .....  | 2 900          | 8                | 79             | 549                | 824                  | 482                  | 476                  | 272                  | 130                  | 44                   | 17                   | 4                      | 14                | 14 939        |
| 60 to 69 percent .....  | 1 884          | 7                | 95             | 468                | 532                  | 251                  | 256                  | 152                  | 88                   | 17                   | 8                    | —                      | 10                | 13 493        |
| 70 to 99 percent .....  | 2 693          | 2                | 218            | 1 033              | 629                  | 288                  | 255                  | 145                  | 43                   | 40                   | 15                   | 18                     | 5                 | 10 738        |
| 100 percent or more <sup>3</sup> .....                                | 4 875          | 11               | 2 826          | 1 110              | 388                  | 148                  | 168                  | 82                   | 68                   | 59                   | 5                    | —                      | 10                | 5000-         |
| Zero or negative income .....   | 2 270          | 2 270            | —              | —                  | —                    | —                    | —                    | —                    | —                    | —                    | —                    | —                      | —                 | ...           |
| No cash rent .....  | 2 100          | 90               | 249            | 319                | 333                  | 168                  | 368                  | 250                  | 165                  | 71                   | 38                   | 16                     | 33                | 16 772        |
| <b>Median (excludes 2 previous lines) .....</b>                       | <b>20</b>      | <b>24</b>        | <b>100+</b>    | <b>47</b>          | <b>36</b>            | <b>30</b>            | <b>25</b>            | <b>21</b>            | <b>17</b>            | <b>15</b>            | <b>14</b>            | <b>12</b>              | <b>10</b>         | <b>...</b>    |
| <b>Median (excludes 3 lines before medians) .....</b>                 | <b>19</b>      | <b>18</b>        | <b>48</b>      | <b>40</b>          | <b>34</b>            | <b>30</b>            | <b>25</b>            | <b>21</b>            | <b>17</b>            | <b>15</b>            | <b>14</b>            | <b>12</b>              | <b>10</b>         | <b>...</b>    |
| <b>OWNER OCCUPIED UNITS</b>   |                |                  |                |                    |                      |                      |                      |                      |                      |                      |                      |                        |                   |               |
| <b>Total .....</b>  | <b>68 796</b>  | <b>1 247</b>     | <b>1 711</b>   | <b>3 116</b>       | <b>4 059</b>         | <b>3 800</b>         | <b>8 195</b>         | <b>8 437</b>         | <b>12 892</b>        | <b>9 574</b>         | <b>5 679</b>         | <b>3 608</b>           | <b>6 477</b>      | <b>45 946</b> |
| <b>Value</b>  |                |                  |                |                    |                      |                      |                      |                      |                      |                      |                      |                        |                   |               |
| Less than \$10,000 .....  | 2 062          | 64               | 130            | 303                | 288                  | 275                  | 367                  | 257                  | 202                  | 99                   | 32                   | 20                     | 24                | 19 469        |
| \$10,000 to \$19,999 .....  | 1 899          | 52               | 62             | 258                | 268                  | 177                  | 307                  | 297                  | 296                  | 77                   | 45                   | 31                     | 30                | 24 326        |
| \$20,000 to \$29,999 .....  | 1 798          | 45               | 92             | 201                | 216                  | 173                  | 329                  | 290                  | 302                  | 94                   | 32                   | 7                      | 16                | 25 212        |
| \$30,000 to \$39,999 .....  | 2 141          | 52               | 81             | 222                | 277                  | 209                  | 360                  | 421                  | 337                  | 111                  | 26                   | 20                     | 24                | 26 385        |
| \$40,000 to \$49,999 .....  | 2 765          | 75               | 103            | 244                | 224                  | 276                  | 560                  | 437                  | 472                  | 235                  | 51                   | 45                     | 42                | 28 220        |
| \$50,000 to \$59,999 .....  | 3 248          | 64               | 117            | 197                | 374                  | 247                  | 587                  | 541                  | 622                  | 295                  | 115                  | 36                     | 53                | 30 700        |
| \$60,000 to \$69,999 .....  | 4 180          | 93               | 115            | 247                | 322                  | 332                  | 714                  | 755                  | 855                  | 438                  | 173                  | 65                     | 71                | 33 535        |
| \$70,000 to \$79,999 .....  | 4 481          | 67               | 130            | 236                | 298                  | 352                  | 689                  | 793                  | 958                  | 521                  | 204                  | 104                    | 129               | 35 910        |
| \$80,000 to \$99,999 .....  | 9 085          | 129              | 183            | 329                | 508                  | 512                  | 1 278                | 1 393                | 2 255                | 1 385                | 585                  | 227                    | 299               | 41 861        |
| \$100,000 to \$119,999 .....  | 6 599          | 94               | 132            | 201                | 332                  | 337                  | 796                  | 858                  | 1 492                | 1 178                | 580                  | 265                    | 333               | 47 357        |
| \$120,000 to \$149,999 .....  | 8 618          | 153              | 171            | 243                | 320                  | 354                  | 724                  | 898                  | 1 917                | 1 685                | 966                  | 518                    | 670               | 55 083        |
| \$150,000 to \$199,999 .....  | 9 129          | 141              | 166            | 213                | 314                  | 290                  | 717                  | 777                  | 1 585                | 1 734                | 1 249                | 830                    | 1 112             | 64 156        |
| \$200,000 to \$249,999 .....  | 4 642          | 70               | 98             | 58                 | 135                  | 100                  | 337                  | 292                  | 697                  | 744                  | 658                  | 535                    | 918               | 74 343        |
| \$250,000 to \$299,999 .....  | 2 749          | 41               | 48             | 72                 | 84                   | 63                   | 145                  | 148                  | 372                  | 370                  | 381                  | 317                    | 709               | 81 659        |
| \$300,000 or more .....   | 5 399          | 105              | 82             | 91                 | 99                   | 104                  | 284                  | 281                  | 530                  | 607                  | 583                  | 586                    | 2 047             | 97 743        |
| <b>Median .....</b>   | <b>108 300</b> | <b>97 104</b>    | <b>82 764</b>  | <b>65 391</b>      | <b>72 017</b>        | <b>76 018</b>        | <b>82 873</b>        | <b>86 150</b>        | <b>101 973</b>       | <b>126 273</b>       | <b>151 250</b>       | <b>177 971</b>         | <b>223 706</b>    | <b>...</b>    |
| <b>Ratio of Value to Current Income</b>                               |                |                  |                |                    |                      |                      |                      |                      |                      |                      |                      |                        |                   |               |
| Less than 1.5 .....   | 19 599         | 19               | 80             | 373                | 564                  | 568                  | 1 372                | 1 875                | 3 567                | 3 529                | 2 292                | 1 563                  | 3 796             | 67 827        |
| 1.5 to 1.9 .....  | 9 832          | 2                | 8              | 108                | 142                  | 168                  | 576                  | 1 092                | 2 552                | 1 975                | 1 280                | 823                    | 1 106             | 62 713        |
| 2.0 to 2.4 .....  | 8 018          | ...              | 16             | 80                 | 113                  | 223                  | 797                  | 1 278                | 2 054                | 1 579                | ...                  | ...                    | ...               | 54 607        |
| 2.5 to 2.9 .....  | 6 004          | 3                | 2              | 95                 | 222                  | 257                  | 849                  | 1 127                | 1 404                | 890                  | 480                  | 296                    | 378               | 46 365        |
| 3.0 to 3.9 .....  | 7 308          | 11               | 18             | 143                | 371                  | 462                  | 1 520                | 1 259                | 1 665                | 837                  | 451                  | 254                    | 318               | 38 969        |
| 4.0 to 4.9 .....  | 4 242          | —                | 11             | 193                | 366                  | 524                  | 941                  | 722                  | 722                  | 334                  | 169                  | 137                    | 122               | 31 193        |
| 5.0 or more .....   | 12 601         | 18               | 1 575          | 2 125              | 2 281                | 1 598                | 2 141                | 1 084                | 928                  | 430                  | 179                  | 99                     | 144               | 15 944        |
| Zero or negative income .....   | 1 191          | 1 191            | —              | —                  | —                    | —                    | —                    | —                    | —                    | —                    | —                    | —                      | —                 | ...           |
| <b>Median .....</b>   | <b>2.3</b>     | <b>3.1</b>       | <b>5.0+</b>    | <b>5.0+</b>        | <b>5.0+</b>          | <b>4.4</b>           | <b>3.3</b>           | <b>2.5</b>           | <b>2.1</b>           | <b>1.8</b>           | <b>1.7</b>           | <b>1.6</b>             | <b>1.5-</b>       | <b>...</b>    |
| <b>Monthly Payment for Principal and Interest</b>                     |                |                  |                |                    |                      |                      |                      |                      |                      |                      |                      |                        |                   |               |
| One or more regular mortgages .....                                   | 38 883         | 412              | 487            | 668                | 995                  | 1 254                | 3 460                | 4 706                | 8 187                | 6 898                | 4 333                | 2 639                  | 4 846             | 58 226        |
| Less than \$100 .....   | 1 121          | 36               | 35             | 59                 | 58                   | 67                   | 138                  | 147                  | 187                  | 170                  | 107                  | 40                     | 79                | 42 364        |
| \$100 to \$199 .....  | 1 708          | ...              | 49             | 114                | 169                  | 139                  | 311                  | 298                  | 254                  | 140                  | ...                  | ...                    | ...               | 31 385        |
| \$200 to \$249 .....  | 1 391          | 31               | 24             | 59                 | 88                   | 131                  | 244                  | 227                  | 219                  | 172                  | 92                   | 43                     | 61                | 35 227        |
| \$250 to \$299 .....  | 1 776          | 30               | 42             | 64                 | 109                  | 130                  | 278                  | 330                  | 410                  | 216                  | 86                   | 43                     | 39                | 37 132        |
| \$300 to \$349 .....  | 2 073          | 11               | 43             | 45                 | 86                   | 147                  | 320                  | 428                  | 447                  | 269                  | 115                  | 54                     | 107               | 38 969        |
| \$350 to \$399 .....  | 2 234          | 42               | 30             | 51                 | 78                   | 129                  | 340                  | 407                  | 579                  | 288                  | 145                  | 45                     | 99                | 41 373        |
| \$400 to \$449 .....  | 2 139          | 22               | 20             | 27                 | 66                   | 84                   | 308                  | 359                  | 609                  | 313                  | 150                  | 68                     | 113               | 46 060        |
| \$450 to \$499 .....  | 2 325          | 16               | 22             | 34                 | 52                   | 87                   | 286                  | 367                  | 625                  | 430                  | 167                  | 115                    | 125               | 49 565        |
| \$500 to \$599 .....  | 4 228          | 34               | 63             | 39                 | 66                   | 103                  | 418                  | 603                  | 1 228                | 815                  | 434                  | 211                    | 213               | 52 828        |
| \$600 to \$699 .....  | 4 049          | 17               | 31             | 54                 | 48                   | 92                   | 240                  | 492                  | 1 104                | 944                  | 453                  | 240                    | 334               | 59 027        |
| \$700 to \$799 .....  | 3 001          | 18               | 22             | 21                 | 57                   | 48                   | 150                  | 322                  | 691                  | 695                  | 444                  | 242                    | 292               | 64 959        |
| \$800 to \$999 .....  | 4 460          | 57               | 28             | 32                 | 53                   | 48                   | 196                  | 292                  | 885                  | 1 060                | 762                  | 423                    | 625               | 72 065        |
| \$1,000 to \$1,249 .....  | 3 697          | 29               | 43             | 26                 | 25                   | 22                   | 108                  | 233                  | 554                  | 735                  | 625                  | 466                    | 829               | 82 309        |
| \$1,250 to \$1,499 .....  | 1 833          | 9                | 12             | 12                 | 19                   | 12                   | 39                   | 106                  | 189                  | 334                  | 308                  | 240                    | 552               | 91 990        |
| \$1,500 or more .....   | 2 851          | 30               | 23             | 30                 | 22                   | 15                   | 85                   | 95                   | 207                  | 318                  | 371                  | 356                    | 1 298             | 112 857       |
| <b>Median .....</b>   | <b>611</b>     | <b>466</b>       | <b>451</b>     | <b>341</b>         | <b>343</b>           | <b>355</b>           | <b>416</b>           | <b>471</b>           | <b>562</b>           | <b>667</b>           | <b>777</b>           | <b>879</b>             | <b>1 077</b>      | <b>...</b>    |
| <b>Average Monthly Cost Paid for Real Estate Taxes</b>                |                |                  |                |                    |                      |                      |                      |                      |                      |                      |                      |                        |                   |               |
| Less than \$25 .....  | 10 936         | 347              | 509            | 1 232              | 1 300                | 977                  | 1 800                | 1 500                | 1 648                | 812                  | 312                  | 199                    | 299               | 26 124        |
| \$25 to \$49 .....  | 9 674          | 180              | 280            | 651                | 800                  | 762                  | 1 569                | 1 501                | 1 939                | 1 056                | 454                  | 216                    | 266               | 33 963        |
| \$50 to \$74 .....  | 8 909          | ...              | ...            | 387                | 543                  | 605                  | 1 308                | 1 342                | 1 929                | 1 202                | 553                  | ...                    | 355               | 39 115        |
| \$75 to \$99 .....  | 6 949          | 121              | 135            | 214                | 374                  | 352                  | 880                  | 1 036                | 1 485                | 1 082                | 594                  | 267                    | 409               | 44 881        |
| \$100 to \$149 .....  | 11 471         | 153              | 238            | 298                | 455                  | 506                  | 1 116                | 1 379                | 2 472                | 2 048                | 1 200                | 628                    | 978               | 52 866        |
| \$150 to \$199 .....  | 7 032          | 95               | 128            | 140                | 259                  | 228                  | 626                  | 741                  | 1 455                | 1 238                | 799                  | 506                    | 817               | 57 864        |
| \$200 or more .....   | 13 825         | 195              | 187            | 195                | 329                  | 370                  | 896                  | 937                  | 1 965                | 2 136                | 1 766                | 1 496                  | 3 353             | 77 213        |
| <b>Median .....</b>   | <b>93</b>      | <b>66</b>        | <b>57</b>      | <b>38</b>          | <b>48</b>            | <b>57</b>            | <b>64</b>            | <b>73</b>            | <b>91</b>            | <b>115</b>           | <b>139</b>           | <b>170</b>             | <b>200+</b>       | <b>...</b>    |



**Table 2-20. Income of Families and Primary Individuals by Selected Characteristics—Occupied Units—Con.**

[Numbers in thousands. Consistent with the 1990 Census. .... means not applicable or sample too small. — means zero or rounds to zero]

| Characteristics                         | Total         | Zero to negative | \$1 to \$4,999 | \$5,000 to \$9,999 | \$10,000 to \$14,999 | \$15,000 to \$19,999 | \$20,000 to \$29,999 | \$30,000 to \$39,999 | \$40,000 to \$59,999 | \$60,000 to \$79,999 | \$80,000 to \$99,999 | \$100,000 to \$119,999 | \$120,000 or more | Median        |
|---|---------------|------------------|----------------|--------------------|----------------------|----------------------|----------------------|----------------------|----------------------|----------------------|----------------------|------------------------|-------------------|---------------|
| <b>OWNER OCCUPIED UNITS—Con.</b>        |               |                  |                |                    |                      |                      |                      |                      |                      |                      |                      |                        |                   |               |
| <b>Purchase Price</b>                   |               |                  |                |                    |                      |                      |                      |                      |                      |                      |                      |                        |                   |               |
| Home purchased or built .....           | 65 334        | 1 103            | 1 537          | 2 794              | 3 700                | 3 534                | 7 663                | 7 991                | 12 372               | 9 265                | 5 546                | 3 490                  | 6 338             | 47 023        |
| Less than \$10,000 .....                | 4 486         | 103              | 263            | 676                | 677                  | 530                  | 812                  | 504                  | 478                  | 217                  | 93                   | 44                     | 90                | 19 946        |
| \$10,000 to \$19,999 .....              | 6 686         | ...              | 219            | 596                | 754                  | 689                  | 1 188                | 1 029                | 1 052                | 495                  | ...                  | ...                    | ...               | 27 837        |
| \$20,000 to \$29,999 .....              | 5 500         | 106              | 174            | 327                | 461                  | 395                  | 943                  | 827                  | 1 094                | 533                  | 266                  | 181                    | 192               | 34 145        |
| \$30,000 to \$39,999 .....              | 4 868         | 73               | 83             | 186                | 362                  | 350                  | 659                  | 854                  | 1 013                | 615                  | 322                  | 155                    | 196               | 38 432        |
| \$40,000 to \$49,999 .....              | 4 208         | 70               | 69             | 150                | 171                  | 251                  | 664                  | 602                  | 911                  | 612                  | 298                  | 183                    | 227               | 42 777        |
| \$50,000 to \$59,999 .....              | 3 881         | 63               | 58             | 93                 | 183                  | 185                  | 506                  | 630                  | 935                  | 601                  | 295                  | 135                    | 195               | 44 737        |
| \$60,000 to \$69,999 .....              | 3 748         | 36               | 73             | 64                 | 134                  | 184                  | 457                  | 555                  | 967                  | 613                  | 273                  | 157                    | 235               | 47 673        |
| \$70,000 to \$79,999 .....              | 3 473         | 31               | 55             | 49                 | 83                   | 136                  | 336                  | 489                  | 944                  | 634                  | 293                  | 167                    | 256               | 51 799        |
| \$80,000 to \$99,999 .....              | 5 801         | 67               | 71             | 67                 | 131                  | 179                  | 447                  | 766                  | 1 448                | 1 218                | 601                  | 291                    | 513               | 56 177        |
| \$100,000 to \$119,999 .....            | 3 554         | 40               | 56             | 54                 | 69                   | 92                   | 256                  | 346                  | 759                  | 769                  | 491                  | 248                    | 374               | 62 753        |
| \$120,000 to \$149,999 .....            | 4 596         | 51               | 52             | 34                 | 66                   | 97                   | 247                  | 379                  | 906                  | 1 027                | 660                  | 464                    | 613               | 69 080        |
| \$150,000 to \$199,999 .....            | 4 471         | 57               | 56             | 45                 | 70                   | 54                   | 215                  | 241                  | 644                  | 861                  | 790                  | 540                    | 898               | 79 850        |
| \$200,000 to \$249,999 .....            | 2 002         | 21               | 21             | 13                 | 25                   | 11                   | 57                   | 75                   | 220                  | 294                  | 335                  | 268                    | 659               | 95 646        |
| \$250,000 to \$299,999 .....            | 1 080         | 13               | 24             | 10                 | 8                    | 10                   | 35                   | 23                   | 86                   | 131                  | 155                  | 142                    | 442               | 106 135       |
| \$300,000 or more .....                 | 1 836         | 24               | 21             | 19                 | 14                   | 10                   | 50                   | 78                   | 138                  | 169                  | 134                  | 215                    | 965               | 120K+         |
| Not reported .....                      | 5 144         | 194              | 241            | 410                | 492                  | 361                  | 791                  | 591                  | 777                  | 475                  | 316                  | 173                    | 325               | 31 424        |
| <b>Median</b> .....                     | <b>61 244</b> | <b>42 624</b>    | <b>29 510</b>  | <b>18 662</b>      | <b>23 763</b>        | <b>29 305</b>        | <b>37 480</b>        | <b>48 071</b>        | <b>63 260</b>        | <b>81 220</b>        | <b>98 346</b>        | <b>117 689</b>         | <b>147 938</b>    | <b>...</b>    |
| Received as inheritance or gift .....   | 2 414         | 101              | 130            | 266                | 282                  | 228                  | 396                  | 269                  | 341                  | 190                  | 79                   | 64                     | 68                | 25 057        |
| Not reported .....                      | 1 047         | 43               | 44             | 56                 | 78                   | 38                   | 135                  | 177                  | 179                  | 119                  | 54                   | 53                     | 71                | 37 341        |
| <b>RENTER OCCUPIED UNITS</b>            |               |                  |                |                    |                      |                      |                      |                      |                      |                      |                      |                        |                   |               |
| <b>Total</b> .....                      | <b>34 007</b> | <b>1 230</b>     | <b>2 188</b>   | <b>3 886</b>       | <b>4 120</b>         | <b>3 438</b>         | <b>6 390</b>         | <b>5 019</b>         | <b>4 272</b>         | <b>1 890</b>         | <b>696</b>           | <b>340</b>             | <b>536</b>        | <b>23 351</b> |
| <b>Rent Reductions</b>                  |               |                  |                |                    |                      |                      |                      |                      |                      |                      |                      |                        |                   |               |
| No subsidy .....                        | 26 942        | 886              | 1 341          | 2 286              | 3 007                | 2 735                | 5 340                | 4 465                | 3 832                | 1 659                | 623                  | 299                    | 469               | 26 022        |
| Rent control .....                      | 884           | 27               | 63             | 46                 | 77                   | 58                   | 109                  | 153                  | 158                  | 82                   | 43                   | 29                     | 39                | 34 043        |
| No rent control .....                   | 26 023        | 859              | 1 278          | 2 224              | 2 927                | 2 677                | 5 230                | 4 301                | 3 672                | 1 577                | 578                  | 270                    | 429               | 25 824        |
| Reduced by owner .....                  | 1 851         | 53               | 99             | 210                | 255                  | 168                  | 384                  | 260                  | 243                  | 73                   | 54                   | 23                     | 30                | 23 666        |
| Not reduced by owner .....              | 24 054        | 794              | 1 168          | 1 994              | 2 663                | 2 502                | 4 821                | 4 027                | 3 419                | 1 501                | 524                  | 242                    | 398               | 26 028        |
| Owner reduction not reported .....      | 117           | 12               | 11             | 20                 | 9                    | 7                    | 25                   | 14                   | 10                   | 3                    | —                    | 5                      | 1                 | 19 592        |
| Rent control not reported .....         | 36            | —                | —              | 16                 | 2                    | —                    | 1                    | 11                   | 3                    | —                    | 2                    | —                      | —                 | ...           |
| Owned by public housing authority ..... | 1 865         | 76               | 349            | 636                | 391                  | 165                  | 159                  | 42                   | 27                   | 13                   | 3                    | 2                      | —                 | 8 990         |
| Government subsidy .....                | 2 062         | 85               | 289            | 637                | 399                  | 225                  | 229                  | 96                   | 71                   | 24                   | 1                    | 3                      | 3                 | 10 249        |
| Other, income verification .....        | 2 277         | 78               | 143            | 209                | 245                  | 236                  | 509                  | 294                  | 289                  | 140                  | 58                   | 26                     | 50                | 24 473        |
| Subsidy not reported .....              | 862           | 105              | 66             | 118                | 79                   | 77                   | 152                  | 122                  | 53                   | 54                   | 10                   | 10                     | 15                | 19 105        |

<sup>1</sup>For mobile home, oldest category is 1939 or earlier.

<sup>2</sup>Beginning with 1989 this item uses current income in its calculation, see Appendix A.

<sup>3</sup>May reflect a temporary situation, living off savings, or response error.

**Table 2-21. Housing Costs by Selected Characteristics—Occupied Units**

[Numbers in thousands. Consistent with the 1990 Census. ... means not applicable or sample too small. — means zero or rounds to zero]

| Characteristics  | Total          | Less than \$100 | \$100 to \$199 | \$200 to \$299 | \$300 to \$399 | \$400 to \$499 | \$500 to \$599 | \$600 to \$699 | \$700 to \$799 | \$800 to \$999 | \$1,000 to \$1,499 | \$1,500 or more | No cash rent | Median excluding no cash rent |
|--|----------------|-----------------|----------------|----------------|----------------|----------------|----------------|----------------|----------------|----------------|--------------------|-----------------|--------------|-------------------------------|
| <b>Total</b> .....   | <b>102 803</b> | <b>1 603</b>    | <b>9 221</b>   | <b>11 716</b>  | <b>10 098</b>  | <b>9 749</b>   | <b>9 882</b>   | <b>8 770</b>   | <b>7 485</b>   | <b>10 886</b>  | <b>12 837</b>      | <b>8 455</b>    | <b>2 100</b> | <b>581</b>                    |
| <b>Units in Structure</b>  |                |                 |                |                |                |                |                |                |                |                |                    |                 |              |                               |
| 1, detached .....  | 64 536         | 715             | 6 132          | 8 647          | 6 008          | 4 868          | 4 564          | 4 237          | 3 991          | 7 128          | 10 006             | 7 127           | 1 114        | 618                           |
| 1, attached .....  | 6 963          | 74              | 377            | 511            | 641            | 650            | 748            | 770            | 715            | 890            | 955                | 446             | 187          | 650                           |
| 2 to 4 .....   | 8 572          | 127             | 354            | 610            | 1 057          | 1 360          | 1 323          | 1 023          | 698            | 773            | 603                | 373             | 271          | 549                           |
| 5 to 9 .....   | 4 847          | 91              | 262            | 303            | 506            | 690            | 812            | 715            | 545            | 491            | 248                | 89              | 95           | 565                           |
| 10 to 19 .....   | 4 416          | 68              | 189            | 200            | 344            | 621            | 805            | 679            | 539            | 513            | 307                | 67              | 82           | 592                           |
| 20 to 49 .....   | 3 343          | 44              | 190            | 167            | 302            | 425            | 531            | 499            | 352            | 433            | 251                | 85              | 66           | 596                           |
| 50 or more .....   | 3 341          | 124             | 369            | 253            | 234            | 269            | 391            | 374            | 307            | 380            | 341                | 224             | 75           | 598                           |
| Mobile home or trailer .....                                     | 6 785          | 360             | 1 348          | 1 025          | 1 006          | 866            | 707            | 474            | 340            | 278            | 126                | 45              | 210          | 355                           |
| <b>Year Structure Built<sup>1</sup></b>                          |                |                 |                |                |                |                |                |                |                |                |                    |                 |              |                               |
| 2000 to 2004 .....   | —              | —               | —              | —              | —              | —              | —              | —              | —              | —              | —                  | —               | —            | ...                           |
| 1995 to 1999 .....   | 7 402          | 62              | 435            | 454            | 478            | 432            | 514            | 593            | 557            | 988            | 1 494              | 1 333           | 63           | 829                           |
| 1990 to 1994 .....   | 6 547          | 73              | 402            | 461            | 433            | 449            | 488            | 511            | 517            | 877            | 1 280              | 983             | 73           | 781                           |
| 1985 to 1989 .....   | 8 007          | 95              | 464            | 542            | 572            | 575            | 661            | 729            | 668            | 1 184          | 1 409              | 1 002           | 106          | 747                           |
| 1980 to 1984 .....   | 6 753          | 107             | 569            | 700            | 550            | 610            | 701            | 642            | 561            | 752            | 916                | 550             | 95           | 614                           |
| 1975 to 1979 .....   | 10 472         | 143             | 857            | 1 106          | 1 043          | 1 027          | 1 101          | 873            | 803            | 1 186          | 1 390              | 734             | 210          | 587                           |
| 1970 to 1974 .....   | 10 144         | 203             | 1 037          | 1 163          | 1 071          | 1 107          | 1 051          | 935            | 738            | 946            | 1 079              | 580             | 234          | 536                           |
| 1960 to 1969 .....   | 14 228         | 268             | 1 300          | 1 803          | 1 467          | 1 432          | 1 431          | 1 216          | 1 047          | 1 489          | 1 565              | 936             | 274          | 549                           |
| 1950 to 1959 .....   | 12 295         | 212             | 1 355          | 1 924          | 1 234          | 1 167          | 1 095          | 971            | 800            | 1 192          | 1 203              | 836             | 305          | 509                           |
| 1940 to 1949 .....   | 7 426          | 148             | 889            | 1 033          | 927            | 830            | 712            | 620            | 475            | 586            | 634                | 400             | 172          | 476                           |
| 1930 to 1939 .....   | 5 731          | 85              | 553            | 740            | 684            | 610            | 589            | 543            | 386            | 501            | 533                | 340             | 169          | 519                           |
| 1920 to 1929 .....   | 4 963          | 71              | 468            | 667            | 587            | 527            | 530            | 412            | 362            | 444            | 503                | 280             | 112          | 520                           |
| 1919 or earlier .....  | 8 835          | 137             | 893            | 1 124          | 1 052          | 981            | 1 011          | 726            | 571            | 742            | 830                | 482             | 287          | 509                           |
| <b>Median</b> .....  | <b>1969</b>    | <b>1966</b>     | <b>1963</b>    | <b>1962</b>    | <b>1964</b>    | <b>1965</b>    | <b>1967</b>    | <b>1969</b>    | <b>1971</b>    | <b>1973</b>    | <b>1975</b>        | <b>1978</b>     | <b>1960</b>  | <b>...</b>                    |
| <b>Rooms</b>   |                |                 |                |                |                |                |                |                |                |                |                    |                 |              |                               |
| 1 room .....   | 407            | 5               | 41             | 64             | 72             | 57             | 61             | 24             | 39             | 18             | 7                  | 9               | 11           | 429                           |
| 2 rooms .....  | 1 014          | 31              | 82             | 125            | 194            | 160            | 131            | 92             | 38             | 36             | 67                 | 16              | 41           | 433                           |
| 3 rooms .....  | 8 973          | 254             | 822            | 746            | 1 176          | 1 511          | 1 466          | 1 074          | 655            | 558            | 358                | 163             | 191          | 492                           |
| 4 rooms .....  | 19 390         | 539             | 2 105          | 1 825          | 2 038          | 2 441          | 2 715          | 2 261          | 1 697          | 1 766          | 1 033              | 457             | 514          | 518                           |
| 5 rooms .....  | 23 733         | 474             | 2 968          | 3 155          | 2 155          | 2 087          | 2 265          | 2 184          | 1 970          | 2 632          | 2 304              | 880             | 660          | 531                           |
| 6 rooms .....  | 21 662         | 189             | 2 028          | 3 086          | 2 073          | 1 574          | 1 726          | 1 684          | 1 606          | 2 728          | 3 145              | 1 466           | 356          | 599                           |
| 7 rooms .....  | 13 457         | 79              | 805            | 1 667          | 1 308          | 961            | 830            | 823            | 892            | 1 641          | 2 682              | 1 596           | 174          | 719                           |
| 8 rooms .....  | 7 985          | 20              | 245            | 650            | 661            | 586            | 400            | 346            | 369            | 988            | 1 938              | 1 714           | 68           | 988                           |
| 9 rooms .....  | 3 565          | 7               | 72             | 241            | 261            | 205            | 175            | 175            | 154            | 336            | 778                | 1 132           | 29           | 1 091                         |
| 10 rooms or more .....   | 2 618          | 4               | 53             | 158            | 161            | 167            | 113            | 108            | 66             | 183            | 525                | 1 023           | 56           | 1 255                         |
| <b>Bedrooms</b>  |                |                 |                |                |                |                |                |                |                |                |                    |                 |              |                               |
| None .....   | 858            | 24              | 81             | 115            | 144            | 126            | 124            | 64             | 65             | 33             | 34                 | 20              | 27           | 440                           |
| 1 .....  | 11 986         | 307             | 1 048          | 1 023          | 1 514          | 1 973          | 1 928          | 1 420          | 932            | 778            | 552                | 239             | 273          | 500                           |
| 2 .....  | 29 166         | 714             | 3 286          | 3 145          | 3 019          | 3 257          | 3 545          | 3 107          | 2 483          | 2 861          | 2 094              | 885             | 772          | 522                           |
| 3 .....  | 43 103         | 466             | 4 046          | 5 862          | 3 960          | 3 199          | 3 314          | 3 287          | 3 167          | 5 368          | 6 362              | 3 295           | 775          | 610                           |
| 4 or more .....  | 17 689         | 91              | 759            | 1 571          | 1 460          | 1 195          | 971            | 892            | 839            | 1 846          | 3 795              | 4 017           | 253          | 902                           |
| <b>Complete Bathrooms</b>  |                |                 |                |                |                |                |                |                |                |                |                    |                 |              |                               |
| None .....   | 676            | 63              | 155            | 105            | 72             | 62             | 74             | 31             | 27             | 25             | 15                 | 10              | 39           | 296                           |
| 1 .....  | 42 838         | 1 081           | 5 147          | 5 136          | 4 850          | 5 540          | 5 719          | 4 502          | 3 082          | 3 300          | 2 378              | 908             | 1 195        | 483                           |
| 1 and one-half .....   | 16 189         | 185             | 1 432          | 2 283          | 1 733          | 1 345          | 1 411          | 1 377          | 1 351          | 1 897          | 2 059              | 792             | 323          | 568                           |
| 2 or more .....  | 43 100         | 274             | 2 486          | 4 193          | 3 444          | 2 802          | 2 677          | 2 860          | 3 025          | 5 664          | 8 385              | 6 746           | 543          | 784                           |
| <b>Main Heating Equipment</b>                                    |                |                 |                |                |                |                |                |                |                |                |                    |                 |              |                               |
| Warm-air furnace .....   | 62 018         | 767             | 5 322          | 7 432          | 6 100          | 5 679          | 5 685          | 5 154          | 4 321          | 6 595          | 8 256              | 5 642           | 1 066        | 591                           |
| Steam or hot water system .....                                  | 13 153         | 122             | 691            | 1 081          | 1 327          | 1 417          | 1 414          | 1 224          | 1 024          | 1 431          | 1 777              | 1 368           | 276          | 631                           |
| Electric heat pump .....   | 10 992         | 116             | 896            | 1 016          | 837            | 876            | 1 015          | 1 001          | 1 152          | 1 521          | 1 586              | 786             | 189          | 664                           |
| Built-in electric units .....                                    | 4 939          | 93              | 477            | 582            | 525            | 560            | 597            | 539            | 372            | 494            | 386                | 206             | 108          | 530                           |
| Floor, wall, or other built-in hot-air units without ducts ..... | 5 310          | 125             | 591            | 531            | 501            | 616            | 632            | 534            | 387            | 493            | 492                | 258             | 151          | 534                           |
| Room heaters with flue .....                                     | 1 624          | 84              | 361            | 203            | 239            | 152            | 134            | 94             | 63             | 77             | 94                 | 34              | 88           | 350                           |
| Room heaters without flue .....                                  | 1 790          | 109             | 427            | 408            | 229            | 188            | 107            | 66             | 27             | 63             | 26                 | 18              | 123          | 273                           |
| Portable electric heaters .....                                  | 705            | 46              | 108            | 130            | 105            | 93             | 65             | 31             | 29             | 30             | 30                 | 18              | 20           | 355                           |
| Stoves .....   | 1 113          | 106             | 211            | 195            | 91             | 65             | 73             | 53             | 46             | 98             | 79                 | 48              | 48           | 322                           |
| Fireplaces with inserts .....                                    | 138            | —               | 19             | 28             | 13             | 14             | 13             | 9              | 7              | 8              | 19                 | 7               | 2            | 459                           |
| Fireplaces without inserts .....                                 | 73             | 7               | 18             | 11             | —              | 5              | 5              | 2              | 3              | 8              | 5                  | 5               | 4            | 287                           |
| Other .....  | 289            | 11              | 32             | 32             | 59             | 35             | 31             | 30             | 15             | 7              | 16                 | 14              | 7            | 423                           |
| Cooking stove .....  | 116            | 4               | 18             | 26             | 17             | 6              | 22             | 2              | 5              | 7              | 6                  | —               | 2            | 348                           |
| None .....   | 544            | 13              | 50             | 40             | 57             | 45             | 88             | 30             | 33             | 53             | 67                 | 51              | 17           | 567                           |
| <b>Primary Source of Water</b>                                   |                |                 |                |                |                |                |                |                |                |                |                    |                 |              |                               |
| Public system or private company .....                           | 89 942         | 1 229           | 7 201          | 9 863          | 8 804          | 8 774          | 8 937          | 7 980          | 6 771          | 9 670          | 11 508             | 7 479           | 1 726        | 592                           |
| Well serving 1 to 5 units .....                                  | 12 400         | 338             | 1 926          | 1 771          | 1 243          | 940            | 913            | 756            | 700            | 1 190          | 1 310              | 958             | 355          | 479                           |
| Drilled .....  | 10 774         | 268             | 1 677          | 1 568          | 1 049          | 782            | 791            | 651            | 603            | 1 036          | 1 180              | 877             | 294          | 487                           |
| Dug .....  | 1 078          | 57              | 168            | 149            | 135            | 102            | 73             | 64             | 59             | 99             | 77                 | 45              | 49           | 406                           |
| Not reported .....   | 548            | 14              | 81             | 54             | 59             | 56             | 50             | 40             | 38             | 55             | 52                 | 37              | 12           | 507                           |
| Other .....  | 460            | 35              | 93             | 83             | 51             | 36             | 31             | 34             | 14             | 26             | 19                 | 19              | 19           | 318                           |
| <b>Means of Sewage Disposal</b>                                  |                |                 |                |                |                |                |                |                |                |                |                    |                 |              |                               |
| Public sewer .....   | 79 959         | 947             | 5 763          | 8 438          | 7 811          | 7 937          | 8 158          | 7 324          | 6 220          | 8 751          | 10 536             | 6 671           | 1 404        | 603                           |
| Septic tank, cesspool, chemical toilet .....                     | 22 753         | 627             | 3 434          | 3 273          | 2 282          | 1 804          | 1 724          | 1 446          | 1 263          | 2 135          | 2 299              | 1 784           | 682          | 479                           |
| Other .....  | 90             | 29              | 24             | 5              | 5              | 8              | —              | —              | 3              | —              | 2                  | 1               | 13           | 140                           |
| <b>Main House Heating Fuel</b>                                   |                |                 |                |                |                |                |                |                |                |                |                    |                 |              |                               |
| Housing units with heating fuel .....                            | 102 259        | 1 590           | 9 171          | 11 677         | 10 041         | 9 704          | 9 794          | 8 739          | 7 452          | 10 833         | 12 770             | 8 404           | 2 083        | 581                           |
| Electricity .....  | 31 142         | 569             | 2 790          | 2 989          | 2 850          | 3 128          | 3 506          | 3 131          | 2 778          | 3 563          | 3 421              | 1 764           | 652          | 583                           |
| Piped gas .....  | 52 366         | 583             | 4 274          | 6 151          | 5 165          | 4 903          | 4 593          | 4 216          | 3 557          | 5 450          | 7 403              | 5 216           | 855          | 602                           |
| Bottled gas .....  | 5 905          | 136             | 890            | 989            | 761            | 494            | 487            | 399            | 282            | 463            | 463                | 334             | 207          | 415                           |
| Fuel oil .....   | 10 026         | 121             | 700            | 1 074          | 976            | 947            | 1 022          | 834            | 703            | 1 113          | 1 312              | 987             | 239          | 607                           |
| Kerosene or other liquid fuel .....                              | 724            | 45              | 136            | 93             | 91             | 65             | 55             | 51             | 41             | 53             | 29                 | 14              | 50           | 369                           |
| Coal or coke .....   | 168            | 10              | 41             | 34             | 17             | 8              | 7              | 7              | 6              | 27             | 4                  | —               | 7            | 285                           |
| Wood .....   | 1 703          | 122             | 323            | 311            | 144            | 122            | 101            | 94             | 80             | 143            | 115                | 80              | 68           | 343                           |
| Solar energy .....   | 19             | —               | —              | —              | 5              | 5              | —              | —              | 1              | —              | 5                  | 2               | —            | ...                           |
| Other .....  | 205            | 4               | 18             | 34             | 31             | 33             | 22             | 9              | 4              | 21             | 16                 | 7               | 5            | 437                           |

**Table 2-21. Housing Costs by Selected Characteristics—Occupied Units—Con.**

[Numbers in thousands. Consistent with the 1990 Census. ... means not applicable or sample too small. — means zero or rounds to zero]

| Characteristics                                      | Total         | Less than \$100 | \$100 to \$199 | \$200 to \$299 | \$300 to \$399 | \$400 to \$499 | \$500 to \$599 | \$600 to \$699 | \$700 to \$799 | \$800 to \$999 | \$1,000 to \$1,499 | \$1,500 or more | No cash rent  | Median excluding no cash rent |
|--|---------------|-----------------|----------------|----------------|----------------|----------------|----------------|----------------|----------------|----------------|--------------------|-----------------|---------------|-------------------------------|
| <b>Cooking Fuel</b>                                  |               |                 |                |                |                |                |                |                |                |                |                    |                 |               |                               |
| With cooking fuel .....                              | 102 436       | 1 583           | 9 161          | 11 655         | 10 042         | 9 705          | 9 840          | 8 742          | 7 465          | 10 876         | 12 830             | 8 450           | 2 087         | 582                           |
| Electricity .....                                    | 61 315        | 870             | 5 461          | 7 046          | 5 944          | 5 580          | 5 992          | 5 432          | 4 668          | 6 936          | 7 652              | 4 590           | 1 144         | 587                           |
| Piped gas .....                                      | 36 101        | 567             | 2 931          | 3 806          | 3 486          | 3 654          | 3 478          | 2 991          | 2 569          | 3 566          | 4 737              | 3 581           | 737           | 593                           |
| Bottled gas .....                                    | 4 950         | 134             | 758            | 801            | 608            | 468            | 365            | 315            | 228            | 374            | 431                | 271             | 199           | 416                           |
| Kerosene or other liquid fuel .....                  | 5             | —               | —              | —              | —              | —              | —              | —              | —              | —              | —                  | 5               | —             | —                             |
| Coal or coke .....                                   | 2             | —               | —              | —              | —              | —              | —              | —              | —              | —              | 2                  | —               | —             | —                             |
| Wood .....   | 42            | 13              | 12             | —              | 3              | —              | 6              | 2              | —              | —              | —                  | —               | 7             | —                             |
| Other .....  | 20            | —               | —              | 3              | 2              | 3              | —              | 2              | —              | —              | 7                  | 3               | —             | —                             |
| <b>Persons</b>                                       |               |                 |                |                |                |                |                |                |                |                |                    |                 |               |                               |
| 1 person .....                                       | 26 901        | 763             | 3 888          | 3 675          | 3 231          | 3 188          | 2 854          | 2 311          | 1 720          | 1 979          | 1 651              | 897             | 743           | 448                           |
| 2 persons .....                                      | 33 817        | 503             | 3 139          | 4 743          | 3 759          | 3 180          | 3 201          | 2 826          | 2 448          | 3 414          | 3 746              | 2 302           | 555           | 541                           |
| 3 persons .....                                      | 16 643        | 155             | 1 079          | 1 499          | 1 319          | 1 485          | 1 730          | 1 479          | 1 267          | 2 099          | 2 565              | 1 627           | 340           | 660                           |
| 4 persons .....                                      | 15 210        | 94              | 651            | 1 113          | 1 078          | 1 186          | 1 296          | 1 263          | 1 176          | 1 972          | 2 944              | 2 147           | 290           | 766                           |
| 5 persons .....                                      | 6 652         | 50              | 309            | 433            | 448            | 431            | 514            | 610            | 555            | 944            | 1 278              | 974             | 105           | 786                           |
| 6 persons .....                                      | 2 280         | 15              | 89             | 135            | 182            | 191            | 194            | 167            | 185            | 301            | 421                | 356             | 46            | 779                           |
| 7 persons or more .....                              | 1 300         | 22              | 66             | 118            | 81             | 89             | 93             | 114            | 136            | 176            | 233                | 153             | 19            | 742                           |
| <b>Household Composition by Age of Householder</b>   |               |                 |                |                |                |                |                |                |                |                |                    |                 |               |                               |
| 2-or-more-person households .....                    | 75 902        | 839             | 5 333          | 8 042          | 6 867          | 6 561          | 7 028          | 6 459          | 5 766          | 8 907          | 11 186             | 7 558           | 1 357         | 640                           |
| Married-couple families, no nonrelatives .....       | 53 169        | 417             | 3 699          | 5 928          | 4 710          | 4 170          | 4 212          | 4 031          | 3 767          | 6 315          | 8 716              | 6 455           | 750           | 676                           |
| Under 25 years .....                                 | 1 374         | 11              | 51             | 66             | 167            | 197            | 250            | 172            | 125            | 143            | 90                 | 39              | 64            | 565                           |
| 25 to 29 years .....                                 | 3 579         | 10              | 176            | 151            | 226            | 355            | 434            | 401            | 401            | 600            | 563                | 164             | 98            | 697                           |
| 30 to 34 years .....                                 | 5 549         | 11              | 229            | 259            | 281            | 401            | 483            | 561            | 452            | 852            | 1 114              | 794             | 113           | 810                           |
| 35 to 44 years .....                                 | 13 571        | 85              | 501            | 905            | 690            | 782            | 935            | 1 044          | 1 114          | 1 922          | 3 110              | 2 301           | 182           | 866                           |
| 45 to 64 years .....                                 | 19 870        | 157             | 1 334          | 2 231          | 1 851          | 1 439          | 1 463          | 1 398          | 1 333          | 2 379          | 3 335              | 2 764           | 186           | 698                           |
| 65 years and over .....                              | 9 226         | 143             | 1 407          | 2 315          | 1 495          | 996            | 647            | 456            | 343            | 419            | 504                | 394             | 107           | 346                           |
| Other male householder .....                         | 8 035         | 85              | 440            | 647            | 685            | 772            | 984            | 879            | 746            | 1 030          | 1 033              | 551             | 183           | 636                           |
| Under 45 years .....                                 | 5 384         | 45              | 193            | 322            | 394            | 542            | 713            | 681            | 552            | 765            | 680                | 367             | 129           | 661                           |
| 45 to 64 years .....                                 | 1 955         | 34              | 141            | 185            | 189            | 157            | 196            | 174            | 164            | 215            | 297                | 166             | 38            | 633                           |
| 65 years and over .....                              | 696           | 6               | 107            | 140            | 103            | 74             | 75             | 24             | 30             | 49             | 56                 | 18              | 15            | 386                           |
| Other female householder .....                       | 14 697        | 338             | 1 194          | 1 467          | 1 472          | 1 618          | 1 832          | 1 548          | 1 253          | 1 562          | 1 437              | 551             | 424           | 557                           |
| Under 45 years .....                                 | 8 827         | 228             | 557            | 619            | 800            | 1 050          | 1 241          | 1 037          | 848            | 952            | 896                | 270             | 330           | 580                           |
| 45 to 64 years .....                                 | 3 992         | 47              | 282            | 437            | 403            | 398            | 442            | 417            | 325            | 511            | 432                | 237             | 62            | 590                           |
| 65 years and over .....                              | 1 878         | 63              | 354            | 412            | 270            | 171            | 149            | 94             | 80             | 99             | 109                | 45              | 32            | 335                           |
| 1-person households .....                            | 26 901        | 763             | 3 888          | 3 675          | 3 231          | 3 188          | 2 854          | 2 311          | 1 720          | 1 979          | 1 651              | 897             | 743           | 448                           |
| Male householder .....                               | 11 608        | 320             | 1 267          | 1 307          | 1 441          | 1 480          | 1 264          | 1 113          | 807            | 958            | 848                | 450             | 355           | 487                           |
| Under 45 years .....                                 | 5 799         | 109             | 313            | 394            | 727            | 830            | 767            | 668            | 503            | 572            | 526                | 224             | 167           | 558                           |
| 45 to 64 years .....                                 | 3 444         | 76              | 470            | 382            | 385            | 425            | 347            | 321            | 203            | 281            | 265                | 181             | 109           | 484                           |
| 65 years and over .....                              | 2 365         | 135             | 485            | 531            | 328            | 225            | 149            | 125            | 101            | 104            | 57                 | 45              | 79            | 299                           |
| Female householder .....                             | 15 293        | 443             | 2 621          | 2 368          | 1 790          | 1 708          | 1 591          | 1 198          | 913            | 1 022          | 803                | 448             | 388           | 413                           |
| Under 45 years .....                                 | 3 951         | 45              | 218            | 215            | 400            | 581            | 613            | 510            | 376            | 472            | 295                | 132             | 94            | 577                           |
| 45 to 64 years .....                                 | 4 084         | 110             | 521            | 509            | 446            | 464            | 452            | 357            | 309            | 334            | 304                | 174             | 104           | 487                           |
| 65 years and over .....                              | 7 258         | 289             | 1 882          | 1 644          | 944            | 663            | 526            | 331            | 227            | 216            | 204                | 142             | 189           | 283                           |
| <b>Own Never Married Children Under 18 Years Old</b> |               |                 |                |                |                |                |                |                |                |                |                    |                 |               |                               |
| No own children under 18 years .....                 | 69 097        | 1 267           | 7 685          | 9 457          | 7 761          | 7 014          | 6 700          | 5 686          | 4 645          | 6 450          | 6 869              | 4 222           | 1 341         | 510                           |
| With own children under 18 years .....               | 33 706        | 336             | 1 536          | 2 260          | 2 337          | 2 735          | 3 182          | 3 084          | 2 841          | 4 436          | 5 968              | 4 233           | 759           | 735                           |
| Under 6 years only .....                             | 7 769         | 93              | 273            | 380            | 582            | 708            | 891            | 750            | 635            | 968            | 1 294              | 941             | 254           | 713                           |
| 1 .....  | 5 014         | 67              | 186            | 264            | 413            | 445            | 617            | 499            | 429            | 622            | 801                | 501             | 170           | 686                           |
| 2 .....  | 2 371         | 17              | 78             | 112            | 145            | 229            | 228            | 209            | 180            | 307            | 429                | 367             | 70            | 774                           |
| 3 or more .....                                      | 385           | 9               | 9              | 4              | 24             | 35             | 46             | 42             | 26             | 39             | 64                 | 73              | 13            | 765                           |
| 6 to 17 years only .....                             | 19 264        | 153             | 952            | 1 483          | 1 366          | 1 454          | 1 721          | 1 685          | 1 599          | 2 507          | 3 583              | 2 433           | 327           | 741                           |
| 1 .....  | 9 260         | 75              | 522            | 748            | 730            | 759            | 878            | 849            | 796            | 1 173          | 1 562              | 999             | 168           | 698                           |
| 2 .....  | 7 101         | 45              | 295            | 543            | 456            | 503            | 621            | 572            | 546            | 926            | 1 450              | 1 046           | 99            | 785                           |
| 3 or more .....                                      | 2 904         | 33              | 135            | 192            | 180            | 192            | 222            | 264            | 257            | 408            | 572                | 388             | 60            | 779                           |
| Both age groups .....                                | 6 673         | 89              | 311            | 397            | 389            | 573            | 570            | 649            | 607            | 961            | 1 091              | 858             | 178           | 744                           |
| 2 .....  | 3 274         | 51              | 142            | 191            | 197            | 314            | 298            | 299            | 259            | 444            | 552                | 440             | 85            | 739                           |
| 3 or more .....                                      | 3 399         | 38              | 169            | 205            | 192            | 259            | 272            | 350            | 348            | 517            | 538                | 418             | 93            | 748                           |
| <b>Income of Families and Primary Individuals</b>    |               |                 |                |                |                |                |                |                |                |                |                    |                 |               |                               |
| Less than \$5,000 .....                              | 6 376         | 320             | 903            | 882            | 702            | 770            | 618            | 495            | 362            | 366            | 389                | 231             | 338           | 427                           |
| \$5,000 to \$9,999 .....                             | 7 002         | 323             | 1 713          | 1 318          | 910            | 747            | 542            | 385            | 223            | 247            | 156                | 120             | 319           | 299                           |
| \$10,000 to \$14,999 .....                           | 8 179         | 289             | 1 344          | 1 405          | 1 254          | 1 015          | 906            | 609            | 387            | 254            | 246                | 136             | 333           | 371                           |
| \$15,000 to \$19,999 .....                           | 7 238         | 175             | 917            | 1 080          | 1 014          | 1 069          | 1 043          | 655            | 357            | 413            | 251                | 96              | 168           | 433                           |
| \$20,000 to \$24,999 .....                           | 7 565         | 116             | 808            | 1 054          | 962            | 988            | 1 055          | 842            | 583            | 477            | 357                | 134             | 188           | 476                           |
| \$25,000 to \$29,999 .....                           | 7 020         | 82              | 600            | 922            | 740            | 812            | 912            | 825            | 584            | 701            | 513                | 149             | 180           | 529                           |
| \$30,000 to \$34,999 .....                           | 7 558         | 67              | 567            | 900            | 757            | 895            | 951            | 924            | 709            | 859            | 535                | 250             | 144           | 555                           |
| \$35,000 to \$39,999 .....                           | 5 898         | 54              | 399            | 619            | 560            | 576            | 708            | 675            | 657            | 746            | 583                | 215             | 106           | 597                           |
| \$40,000 to \$49,999 .....                           | 9 287         | 50              | 596            | 1 029          | 777            | 797            | 873            | 1 014          | 1 010          | 1 416          | 1 247              | 373             | 104           | 646                           |
| \$50,000 to \$59,999 .....                           | 7 877         | 42              | 489            | 744            | 540            | 525            | 642            | 717            | 840            | 1 458          | 1 341              | 478             | 62            | 725                           |
| \$60,000 to \$79,999 .....                           | 11 465        | 41              | 454            | 888            | 802            | 682            | 750            | 878            | 919            | 1 934          | 2 807              | 1 240           | 71            | 829                           |
| \$80,000 to \$99,999 .....                           | 6 376         | 11              | 183            | 384            | 432            | 315            | 331            | 320            | 423            | 911            | 1 808              | 1 220           | 38            | 969                           |
| \$100,000 to \$119,999 .....                         | 3 947         | 16              | 104            | 206            | 270            | 216            | 194            | 171            | 193            | 468            | 1 071              | 1 022           | 16            | 1 059                         |
| \$120,000 or more .....                              | 7 014         | 15              | 142            | 285            | 379            | 343            | 355            | 262            | 239            | 634            | 1 533              | 2 793           | 33            | 1 273                         |
| <b>Median .....</b>                                  | <b>35 393</b> | <b>12 736</b>   | <b>18 548</b>  | <b>25 648</b>  | <b>26 397</b>  | <b>26 762</b>  | <b>29 259</b>  | <b>33 110</b>  | <b>39 095</b>  | <b>49 730</b>  | <b>65 699</b>      | <b>93 225</b>   | <b>16 772</b> | <b>...</b>                    |
| <b>OWNER OCCUPIED UNITS</b>                          |               |                 |                |                |                |                |                |                |                |                |                    |                 |               |                               |
| <b>Total .....</b>                                   | <b>68 796</b> | <b>1 202</b>    | <b>7 712</b>   | <b>9 896</b>   | <b>6 758</b>   | <b>5 096</b>   | <b>4 593</b>   | <b>4 215</b>   | <b>4 071</b>   | <b>7 205</b>   | <b>10 406</b>      | <b>7 642</b>    | <b>...</b>    | <b>581</b>                    |

**Table 2-21. Housing Costs by Selected Characteristics—Occupied Units—Con.**

[Numbers in thousands. Consistent with the 1990 Census. ... means not applicable or sample too small. — means zero or rounds to zero]

| Characteristics  | Total          | Less than \$100 | \$100 to \$199 | \$200 to \$299 | \$300 to \$399 | \$400 to \$499 | \$500 to \$599 | \$600 to \$699 | \$700 to \$799 | \$800 to \$999 | \$1,000 to \$1,499 | \$1,500 or more | No cash rent | Median excluding no cash rent |
|--|----------------|-----------------|----------------|----------------|----------------|----------------|----------------|----------------|----------------|----------------|--------------------|-----------------|--------------|-------------------------------|
| <b>OWNER OCCUPIED UNITS—Con.</b>                       |                |                 |                |                |                |                |                |                |                |                |                    |                 |              |                               |
| <b>Value</b>   |                |                 |                |                |                |                |                |                |                |                |                    |                 |              |                               |
| Less than \$10,000                                     | 2 062          | 269             | 658            | 346            | 277            | 162            | 121            | 73             | 49             | 52             | 29                 | 27              | ...          | 230                           |
| \$10,000 to \$19,999                                   | 1 899          | 145             | 562            | 348            | 260            | 209            | 171            | 59             | 60             | 18             | 39                 | 28              | ...          | 269                           |
| \$20,000 to \$29,999                                   | 1 798          | 130             | 439            | 352            | 254            | 251            | 154            | 99             | 56             | 29             | 21                 | 11              | ...          | 294                           |
| \$30,000 to \$39,999                                   | 2 141          | 94              | 539            | 415            | 256            | 301            | 226            | 132            | 74             | 26             | 50                 | 29              | ...          | 309                           |
| \$40,000 to \$49,999                                   | 2 765          | 101             | 735            | 538            | 297            | 305            | 335            | 150            | 120            | 115            | 42                 | 27              | ...          | 303                           |
| \$50,000 to \$59,999                                   | 3 248          | 107             | 738            | 611            | 342            | 291            | 412            | 294            | 168            | 143            | 100                | 44              | ...          | 349                           |
| \$60,000 to \$69,999                                   | 4 180          | 103             | 814            | 734            | 382            | 356            | 486            | 475            | 329            | 296            | 155                | 50              | ...          | 416                           |
| \$70,000 to \$79,999                                   | 4 481          | 59              | 697            | 892            | 450            | 278            | 351            | 513            | 482            | 503            | 201                | 54              | ...          | 451                           |
| \$80,000 to \$89,999                                   | 9 085          | 49              | 889            | 1 749          | 869            | 566            | 593            | 842            | 1 067          | 1 565          | 722                | 174             | ...          | 571                           |
| \$100,000 to \$119,999                                 | 6 599          | 53              | 548            | 1 167          | 725            | 369            | 330            | 363            | 543            | 1 359          | 997                | 146             | ...          | 630                           |
| \$120,000 to \$149,999                                 | 8 618          | 35              | 485            | 1 134          | 901            | 558            | 346            | 361            | 449            | 1 440          | 2 546              | 364             | ...          | 806                           |
| \$150,000 to \$199,999                                 | 9 129          | 37              | 366            | 855            | 934            | 634            | 413            | 355            | 325            | 913            | 3 054              | 1 243           | ...          | 941                           |
| \$200,000 to \$249,999                                 | 4 642          | 5               | 115            | 351            | 360            | 345            | 240            | 178            | 117            | 295            | 1 240              | 1 397           | ...          | 1 127                         |
| \$250,000 to \$299,999                                 | 2 749          | 2               | 59             | 176            | 215            | 171            | 174            | 101            | 58             | 161            | 516                | 1 117           | ...          | 1 250                         |
| \$300,000 or more                                      | 5 399          | 14              | 68             | 229            | 237            | 301            | 242            | 220            | 173            | 290            | 693                | 2 931           | ...          | 1500+                         |
| <b>Median</b>  | <b>108 300</b> | <b>36 040</b>   | <b>62 273</b>  | <b>88 153</b>  | <b>99 821</b>  | <b>93 953</b>  | <b>81 384</b>  | <b>87 411</b>  | <b>93 061</b>  | <b>112 596</b> | <b>154 918</b>     | <b>260 149</b>  | ...          | ...                           |
| <b>Ratio of Value to Current Income</b>                |                |                 |                |                |                |                |                |                |                |                |                    |                 |              |                               |
| Less than 1.5  | 19 599         | 500             | 2 511          | 2 567          | 2 032          | 1 644          | 1 740          | 1 380          | 1 371          | 2 119          | 2 455              | 1 282           | ...          | 531                           |
| 1.5 to 1.9   | 9 832          | 104             | 758            | 1 027          | 716            | 591            | 622            | 639            | 746            | 1 501          | 1 940              | 1 187           | ...          | 761                           |
| 2.0 to 2.4   | 8 018          | 69              | 573            | 925            | 624            | 455            | 435            | 502            | 542            | 1 067          | 1 734              | 1 092           | ...          | 779                           |
| 2.5 to 2.9   | 6 004          | 71              | 526            | 736            | 499            | 343            | 353            | 357            | 336            | 653            | 1 166              | 964             | ...          | 735                           |
| 3.0 to 3.9   | 7 308          | 74              | 749            | 1 047          | 677            | 502            | 408            | 450            | 349            | 745            | 1 215              | 1 092           | ...          | 644                           |
| 4.0 to 4.9   | 4 242          | 44              | 488            | 717            | 478            | 341            | 206            | 223            | 213            | 348            | 559                | 623             | ...          | 525                           |
| 5.0 or more  | 12 601         | 266             | 1 886          | 2 612          | 1 623          | 1 100          | 747            | 601            | 474            | 709            | 1 249              | 1 333           | ...          | 395                           |
| Zero or negative income                                | 1 191          | 73              | 221            | 265            | 109            | 119            | 81             | 64             | 41             | 63             | 87                 | 69              | ...          | ...                           |
| <b>Median</b>  | <b>2.3</b>     | <b>1.8</b>      | <b>2.4</b>     | <b>2.7</b>     | <b>2.5</b>     | <b>2.3</b>     | <b>1.9</b>     | <b>2.1</b>     | <b>1.9</b>     | <b>2.0</b>     | <b>2.2</b>         | <b>2.6</b>      | ...          | ...                           |
| <b>Monthly Payment for Principal and Interest</b>      |                |                 |                |                |                |                |                |                |                |                |                    |                 |              |                               |
| One or more regular mortgages                          | 38 883         | 57              | 274            | 473            | 1 343          | 2 229          | 3 132          | 3 417          | 3 677          | 6 783          | 10 113             | 7 387           | ...          | 943                           |
| Less than \$100  | 1 121          | 57              | 253            | 189            | 190            | 125            | 77             | 48             | 33             | 56             | 74                 | 18              | ...          | 332                           |
| \$100 to \$199   | 1 708          | —               | 21             | 260            | 659            | 416            | 171            | 90             | 49             | 30             | 10                 | 2               | ...          | 387                           |
| \$200 to \$249   | 1 391          | —               | —              | 23             | 301            | 512            | 341            | 91             | 54             | 39             | 23                 | 6               | ...          | 472                           |
| \$250 to \$299   | 1 776          | —               | —              | 1              | 169            | 638            | 561            | 246            | 100            | 38             | 21                 | 3               | ...          | 514                           |
| \$300 to \$349   | 2 073          | —               | —              | —              | 24             | 407            | 805            | 420            | 205            | 137            | 63                 | 11              | ...          | 575                           |
| \$350 to \$399   | 2 234          | —               | —              | —              | —              | 125            | 796            | 692            | 374            | 183            | 53                 | 11              | ...          | 628                           |
| \$400 to \$449   | 2 139          | —               | —              | —              | —              | 5              | 301            | 859            | 549            | 320            | 85                 | 20              | ...          | 689                           |
| \$450 to \$499   | 2 325          | —               | —              | —              | —              | —              | 76             | 670            | 841            | 559            | 148                | 31              | ...          | 750                           |
| \$500 to \$599   | 4 228          | —               | —              | —              | —              | —              | 5              | 290            | 1 286          | 2 091          | 524                | 33              | ...          | 851                           |
| \$600 to \$699   | 4 049          | —               | —              | —              | —              | —              | —              | 11             | 177            | 2 405          | 1 408              | 48              | ...          | 953                           |
| \$700 to \$799   | 3 001          | —               | —              | —              | —              | —              | —              | —              | 9              | 806            | 2 085              | 101             | ...          | 1 164                         |
| \$800 to \$999   | 4 460          | —               | —              | —              | —              | —              | —              | —              | —              | 120            | 3 900              | 440             | ...          | 1 271                         |
| \$1,000 to \$1,249                                     | 3 697          | —               | —              | —              | —              | —              | —              | —              | —              | —              | 1 660              | 2 037           | ...          | 1500+                         |
| \$1,250 to \$1,499                                     | 1 833          | —               | —              | —              | —              | —              | —              | —              | —              | —              | 57                 | 1 776           | ...          | 1500+                         |
| \$1,500 or more  | 2 851          | —               | —              | —              | —              | —              | —              | —              | —              | —              | —                  | 2 851           | ...          | 1500+                         |
| <b>Median</b>  | <b>611</b>     | <b>100-</b>     | <b>100-</b>    | <b>118</b>     | <b>173</b>     | <b>255</b>     | <b>326</b>     | <b>407</b>     | <b>478</b>     | <b>597</b>     | <b>829</b>         | <b>1 381</b>    | ...          | ...                           |
| <b>Average Monthly Cost Paid for Real Estate Taxes</b> |                |                 |                |                |                |                |                |                |                |                |                    |                 |              |                               |
| Less than \$25   | 10 936         | 1 023           | 3 338          | 1 707          | 1 053          | 1 004          | 764            | 540            | 408            | 482            | 381                | 236             | ...          | 265                           |
| \$25 to \$49   | 9 674          | 149             | 2 470          | 1 962          | 730            | 735            | 917            | 803            | 625            | 676            | 487                | 121             | ...          | 335                           |
| \$50 to \$74   | 8 909          | 19              | 1 262          | 2 113          | 770            | 479            | 631            | 727            | 780            | 1 209          | 693                | 227             | ...          | 461                           |
| \$75 to \$99   | 6 949          | 9               | 461            | 1 596          | 665            | 342            | 408            | 520            | 566            | 1 059          | 1 076              | 247             | ...          | 598                           |
| \$100 to \$149   | 11 471         | —               | 160            | 2 068          | 1 620          | 585            | 544            | 624            | 766            | 1 703          | 2 601              | 799             | ...          | 717                           |
| \$150 to \$199   | 7 032          | —               | 12             | 389            | 1 259          | 692            | 284            | 280            | 358            | 913            | 1 821              | 1 023           | ...          | 853                           |
| \$200 or more  | 13 825         | 2               | 9              | 61             | 660            | 1 258          | 1 045          | 723            | 569            | 1 163          | 3 347              | 4 989           | ...          | 1 213                         |
| <b>Median</b>  | <b>93</b>      | <b>25-</b>      | <b>30</b>      | <b>65</b>      | <b>105</b>     | <b>99</b>      | <b>74</b>      | <b>77</b>      | <b>85</b>      | <b>105</b>     | <b>149</b>         | <b>200+</b>     | ...          | ...                           |
| <b>Purchase Price</b>                                  |                |                 |                |                |                |                |                |                |                |                |                    |                 |              |                               |
| Home purchased or built                                | 65 334         | 1 017           | 6 895          | 9 142          | 6 294          | 4 815          | 4 387          | 4 043          | 3 964          | 7 032          | 10 234             | 7 512           | ...          | 603                           |
| Less than \$10,000                                     | 4 486          | 309             | 1 454          | 1 107          | 548            | 353            | 220            | 123            | 76             | 108            | 125                | 64              | ...          | 243                           |
| \$10,000 to \$19,999                                   | 6 686          | 197             | 1 501          | 2 010          | 1 079          | 614            | 351            | 261            | 183            | 191            | 193                | 107             | ...          | 282                           |
| \$20,000 to \$29,999                                   | 5 500          | 110             | 828            | 1 170          | 914            | 781            | 574            | 369            | 240            | 241            | 174                | 97              | ...          | 370                           |
| \$30,000 to \$39,999                                   | 4 868          | 62              | 565            | 874            | 543            | 686            | 702            | 410            | 299            | 353            | 248                | 125             | ...          | 457                           |
| \$40,000 to \$49,999                                   | 4 208          | 48              | 359            | 571            | 407            | 427            | 629            | 566            | 372            | 417            | 313                | 99              | ...          | 546                           |
| \$50,000 to \$59,999                                   | 3 881          | 24              | 302            | 480            | 316            | 277            | 434            | 490            | 511            | 551            | 380                | 116             | ...          | 622                           |
| \$60,000 to \$69,999                                   | 3 748          | 8               | 256            | 430            | 245            | 176            | 286            | 478            | 572            | 772            | 419                | 107             | ...          | 699                           |
| \$70,000 to \$79,999                                   | 3 473          | 13              | 146            | 316            | 206            | 155            | 140            | 325            | 523            | 936            | 564                | 149             | ...          | 783                           |
| \$80,000 to \$99,999                                   | 5 801          | 17              | 189            | 499            | 446            | 221            | 197            | 299            | 537            | 1 661          | 1 417              | 317             | ...          | 860                           |
| \$100,000 to \$119,999                                 | 3 554          | 3               | 94             | 252            | 269            | 146            | 121            | 107            | 140            | 609            | 1 559              | 255             | ...          | 1 012                         |
| \$120,000 to \$149,999                                 | 4 596          | 5               | 89             | 259            | 313            | 190            | 122            | 122            | 107            | 462            | 2 220              | 708             | ...          | 1 142                         |
| \$150,000 to \$199,999                                 | 4 471          | 4               | 65             | 133            | 227            | 207            | 130            | 107            | 89             | 218            | 1 552              | 1 740           | ...          | 1 340                         |
| \$200,000 to \$249,999                                 | 2 002          | 3               | 18             | 46             | 87             | 75             | 60             | 54             | 32             | 69             | 357                | 1 200           | ...          | 1500+                         |
| \$250,000 to \$299,999                                 | 1 080          | 2               | 5              | 21             | 42             | 32             | 51             | 31             | 29             | 34             | 109                | 725             | ...          | 1500+                         |
| \$300,000 or more                                      | 1 836          | 3               | 11             | 27             | 16             | 40             | 54             | 67             | 46             | 89             | 154                | 1 330           | ...          | 1500+                         |
| Not reported   | 5 144          | 211             | 1 013          | 948            | 635            | 435            | 316            | 235            | 207            | 324            | 448                | 373             | ...          | 363                           |
| <b>Median</b>  | <b>61 244</b>  | <b>14 799</b>   | <b>19 907</b>  | <b>28 378</b>  | <b>35 305</b>  | <b>36 435</b>  | <b>42 995</b>  | <b>53 579</b>  | <b>63 434</b>  | <b>77 718</b>  | <b>113 577</b>     | <b>190 978</b>  | ...          | ...                           |
| Received as inheritance or gift                        | 2 414          | 155             | 642            | 568            | 337            | 173            | 130            | 101            | 73             | 91             | 90                 | 54              | ...          | 272                           |
| Not reported   | 1 047          | 30              | 176            | 186            | 126            | 108            | 76             | 71             | 34             | 82             | 82                 | 77              | ...          | 406                           |

**Table 2-21. Housing Costs by Selected Characteristics—Occupied Units—Con.**

[Numbers in thousands. Consistent with the 1990 Census. ... means not applicable or sample too small. — means zero or rounds to zero]

| Characteristics                         | Total         | Less than \$100 | \$100 to \$199 | \$200 to \$299 | \$300 to \$399 | \$400 to \$499 | \$500 to \$599 | \$600 to \$699 | \$700 to \$799 | \$800 to \$999 | \$1,000 to \$1,499 | \$1,500 or more | No cash rent | Median excluding no cash rent |
|---|---------------|-----------------|----------------|----------------|----------------|----------------|----------------|----------------|----------------|----------------|--------------------|-----------------|--------------|-------------------------------|
| <b>RENTER OCCUPIED UNITS</b>            |               |                 |                |                |                |                |                |                |                |                |                    |                 |              |                               |
| <b>Total .....</b>                      | <b>34 007</b> | <b>401</b>      | <b>1 509</b>   | <b>1 820</b>   | <b>3 340</b>   | <b>4 654</b>   | <b>5 289</b>   | <b>4 554</b>   | <b>3 414</b>   | <b>3 681</b>   | <b>2 431</b>       | <b>813</b>      | <b>2 100</b> | <b>580</b>                    |
| <b>Rent Reductions</b>                  |               |                 |                |                |                |                |                |                |                |                |                    |                 |              |                               |
| No subsidy .....                        | 26 942        | 117             | 419            | 975            | 2 615          | 3 865          | 4 557          | 3 903          | 2 918          | 3 162          | 2 092              | 673             | 1 646        | 603                           |
| Rent control .....                      | 884           | 13              | 28             | 8              | 31             | 83             | 140            | 131            | 111            | 125            | 156                | 59              | 1            | 708                           |
| No rent control .....                   | 26 023        | 104             | 389            | 968            | 2 575          | 3 780          | 4 412          | 3 767          | 2 805          | 3 034          | 1 934              | 612             | 1 643        | 599                           |
| Reduced by owner .....                  | 1 851         | 17              | 56             | 98             | 177            | 193            | 157            | 127            | 66             | 86             | 44                 | 13              | 818          | 487                           |
| Not reduced by owner .....              | 24 054        | 87              | 334            | 864            | 2 382          | 3 571          | 4 230          | 3 622          | 2 728          | 2 940          | 1 881              | 596             | 819          | 604                           |
| Owner reduction not reported .....      | 117           | —               | —              | 5              | 15             | 16             | 25             | 18             | 11             | 9              | 9                  | 4               | 5            | 578                           |
| Rent control not reported .....         | 36            | —               | 1              | —              | 9              | 2              | 6              | 6              | 3              | 2              | 3                  | 1               | 3            | —                             |
| Owned by public housing authority ..... | 1 865         | 156             | 572            | 393            | 190            | 154            | 80             | 60             | 30             | 10             | 13                 | 14              | 191          | 228                           |
| Government subsidy .....                | 2 062         | 109             | 417            | 332            | 276            | 230            | 156            | 124            | 74             | 75             | 25                 | 19              | 222          | 322                           |
| Other, income verification .....        | 2 277         | 16              | 69             | 68             | 173            | 285            | 364            | 336            | 297            | 339            | 223                | 98              | 9            | 647                           |
| Subsidy not reported .....              | 862           | 3               | 31             | 51             | 87             | 119            | 131            | 131            | 95             | 95             | 76                 | 10              | 32           | 595                           |

<sup>1</sup>For mobile home, oldest category is 1939 or earlier.

---

This page left blank to preserve table order.

**Table 2-23. Type of Structure and Heating Degree Days by Cost of Utilities—Occupied Units**

[Numbers in thousands. Consistent with the 1990 Census. ... means not applicable or sample too small. – means zero or rounds to zero]

| Characteristics   | Total          |   |  |  |   |   | Single family |   |  |  |   |   |
|---|----------------|---|--|--|---|---|---------------|---|--|--|---|---|
|   | Total          | Less than 2,000 CDD and More than 7,000 HDD | Less than 2,000 CDD and 5,500 to 7,000 HDD | Less than 2,000 CDD and 4,000 to 5,499 HDD | Less than 2,000 CDD and Less than 4,000 HDD | More than 2,000 CDD and Less than 4,000 HDD | Total         | Less than 2,000 CDD and More than 7,000 HDD | Less than 2,000 CDD and 5,500 to 7,000 HDD | Less than 2,000 CDD and 4,000 to 5,499 HDD | Less than 2,000 CDD and Less than 4,000 HDD | More than 2,000 CDD and Less than 4,000 HDD |
| <b>1 Total</b> .....  | <b>102 803</b> | <b>11 263</b>                               | <b>27 092</b>                              | <b>23 621</b>                              | <b>20 725</b>                               | <b>20 101</b>                               | <b>71 499</b> | <b>8 078</b>                                | <b>18 999</b>                              | <b>16 290</b>                              | <b>14 307</b>                               | <b>13 824</b>                               |
| <b>Monthly Housing Costs</b>  |                |   |  |  |   |   |               |   |  |  |   |   |
| 2 Less than \$100 .....   | 1 603          | 95  | 284  | 454  | 370   | 398   | 789           | 50  | 94   | 220  | 187   | 238   |
| 3 \$100 to \$199 .....  | 9 221          | 1 050                                       | 1 833                                      | 2 161                                      | 2 093                                       | 2 084                                       | 6 509         | 712   | 1 311                                      | 1 485                                      | 1 494                                       | 1 507                                       |
| 4 \$200 to \$249 .....  | 6 007          | 776   | 1 547                                      | 1 309                                      | 1 077                                       | 1 298                                       | 4 794         | 606   | 1 239                                      | 1 076                                      | 914   | 958   |
| 5 \$250 to \$299 .....  | 5 710          | 806   | 1 552                                      | 1 252                                      | 913   | 1 186                                       | 4 365         | 607   | 1 197                                      | 985  | 740   | 837   |
| 6 \$300 to \$349 .....  | 5 032          | 538   | 1 590                                      | 1 154                                      | 794   | 956   | 3 485         | 373   | 1 122                                      | 767  | 545   | 677   |
| 7 \$350 to \$399 .....  | 5 066          | 632   | 1 460                                      | 1 131                                      | 897   | 947   | 3 164         | 382   | 957  | 723  | 493   | 608   |
| 8 \$400 to \$449 .....  | 4 835          | 541   | 1 430                                      | 1 055                                      | 803   | 1 006                                       | 2 814         | 317   | 796  | 631  | 476   | 594   |
| 9 \$450 to \$499 .....  | 4 914          | 501   | 1 381                                      | 1 090                                      | 972   | 971   | 2 704         | 272   | 793  | 649  | 478   | 513   |
| 10 \$500 to \$599 .....   | 9 882          | 1 115                                       | 2 729                                      | 2 214                                      | 1 834                                       | 1 990                                       | 5 312         | 643   | 1 544                                      | 1 192                                      | 964   | 970   |
| 11 \$600 to \$699 .....   | 8 770          | 956   | 2 365                                      | 1 958                                      | 1 736                                       | 1 755                                       | 5 007         | 637   | 1 337                                      | 1 090                                      | 960   | 983   |
| 12 \$700 to \$799 .....   | 7 485          | 833   | 1 895                                      | 1 711                                      | 1 492                                       | 1 555                                       | 4 706         | 548   | 1 192                                      | 1 070                                      | 939   | 957   |
| 13 \$800 to \$999 .....   | 10 886         | 1 224                                       | 2 826                                      | 2 484                                      | 2 218                                       | 2 133                                       | 8 018         | 954   | 2 145                                      | 1 737                                      | 1 530                                       | 1 651                                       |
| 14 \$1,000 to \$1,249 .....   | 7 945          | 908   | 2 098                                      | 1 902                                      | 1 635                                       | 1 402                                       | 6 607         | 815   | 1 766                                      | 1 536                                      | 1 271                                       | 1 219                                       |
| 15 \$1,250 to \$1,499 .....   | 4 892          | 467   | 1 382                                      | 1 228                                      | 1 089                                       | 726   | 4 354         | 449   | 1 232                                      | 1 081                                      | 909   | 683   |
| 16 \$1,500 or more .....  | 8 455          | 627   | 2 217                                      | 2 048                                      | 2 347                                       | 1 216                                       | 7 573         | 582   | 1 964                                      | 1 785                                      | 2 117                                       | 1 124                                       |
| 17 No cash rent .....   | 2 100          | 192   | 503  | 470  | 457   | 478   | 1 300         | 131   | 309  | 264  | 291   | 305   |
| <b>18 Median (excludes no cash rent)</b> .....  | <b>581</b>     | <b>553</b>                                  | <b>581</b>                                 | <b>589</b>                                 | <b>622</b>                                  | <b>549</b>                                  | <b>623</b>    | <b>602</b>                                  | <b>622</b>                                 | <b>626</b>                                 | <b>675</b>                                  | <b>585</b>                                  |
| <b>Median Monthly Housing Costs for Owners</b>  |                |   |  |  |   |   |               |   |  |  |   |   |
| <b>19 Monthly costs including all mortgages plus maintenance costs</b> .....                  | <b>615</b>     | <b>599</b>                                  | <b>644</b>                                 | <b>609</b>                                 | <b>651</b>                                  | <b>557</b>                                  | <b>659</b>    | <b>637</b>                                  | <b>667</b>                                 | <b>658</b>                                 | <b>711</b>                                  | <b>618</b>                                  |
| <b>20 Monthly costs excluding second and subsequent mortgages and maintenance costs</b> ..... | <b>578</b>     | <b>572</b>                                  | <b>602</b>                                 | <b>573</b>                                 | <b>607</b>                                  | <b>523</b>                                  | <b>619</b>    | <b>608</b>                                  | <b>626</b>                                 | <b>617</b>                                 | <b>664</b>                                  | <b>577</b>                                  |
| <b>Monthly Cost Paid for Electricity</b>  |                |   |  |  |   |   |               |   |  |  |   |   |
| 21 Total used .....   | 102 708        | 11 254                                      | 27 051                                     | 23 591                                     | 20 715                                      | 20 097                                      | 71 439        | 8 071                                       | 18 973                                     | 16 275                                     | 14 299                                      | 13 820                                      |
| 22 Less than \$25 .....   | 8 730          | 1 392                                       | 2 688                                      | 1 813                                      | 2 171                                       | 667   | 3 847         | 645   | 1 156                                      | 822  | 929   | 325   |
| 23 \$25 to \$49 .....   | 27 875         | 3 901                                       | 8 977                                      | 6 474                                      | 5 026                                       | 3 498                                       | 17 932        | 2 905                                       | 6 094                                      | 3 797                                      | 3 174                                       | 1 931                                       |
| 24 \$50 to \$74 .....   | 25 525         | 2 542                                       | 7 051                                      | 6 053                                      | 4 668                                       | 5 211                                       | 19 240        | 2 132                                       | 5 654                                      | 4 652                                      | 3 434                                       | 3 368                                       |
| 25 \$75 to \$99 .....   | 14 168         | 1 160                                       | 3 078                                      | 2 981                                      | 3 140                                       | 3 809                                       | 11 564        | 975   | 2 660                                      | 2 505                                      | 2 590                                       | 2 834                                       |
| 26 \$100 to \$149 .....   | 12 587         | 824   | 2 330                                      | 2 812                                      | 2 692                                       | 3 930                                       | 10 708        | 707   | 2 060                                      | 2 495                                      | 2 217                                       | 3 230                                       |
| 27 \$150 to \$199 .....   | 3 741          | 202   | 518  | 825  | 797   | 1 399                                       | 3 272         | 192   | 450  | 771  | 660   | 1 200                                       |
| 28 \$200 or more .....  | 2 007          | 170   | 367  | 442  | 413   | 615   | 1 715         | 127   | 295  | 379  | 374   | 541   |
| <b>29 Median</b> .....  | <b>60</b>      | <b>49</b>                                   | <b>53</b>                                  | <b>60</b>                                  | <b>62</b>                                   | <b>76</b>                                   | <b>66</b>     | <b>53</b>                                   | <b>59</b>                                  | <b>67</b>                                  | <b>69</b>                                   | <b>85</b>                                   |
| 30 Included in rent, other fee, or obtained free .....  | 8 074          | 1 063                                       | 2 044                                      | 2 192                                      | 1 809                                       | 967   | 3 159         | 390   | 603  | 853  | 922   | 391   |
| 31 Main heating fuel .....  | 31 142         | 1 504                                       | 4 052                                      | 6 836                                      | 7 086                                       | 11 664                                      | 17 616        | 647   | 2 058                                      | 4 057                                      | 3 890                                       | 6 964                                       |
| 32 Less than \$25 .....   | 1 782          | 207   | 315  | 443  | 553   | 263   | 407           | 13  | 51   | 111  | 151   | 81  |
| 33 \$25 to \$49 .....   | 5 837          | 395   | 928  | 1 485                                      | 1 410                                       | 1 620                                       | 2 113         | 128   | 342  | 551  | 553   | 539   |
| 34 \$50 to \$74 .....   | 7 435          | 243   | 957  | 1 658                                      | 1 634                                       | 2 943                                       | 4 071         | 136   | 556  | 988  | 894   | 1 496                                       |
| 35 \$75 to \$99 .....   | 5 224          | 174   | 541  | 987  | 1 137                                       | 2 385                                       | 3 617         | 120   | 365  | 745  | 804   | 1 583                                       |
| 36 \$100 to \$149 .....   | 5 560          | 146   | 571  | 1 136                                      | 1 193                                       | 2 514                                       | 4 286         | 109   | 438  | 961  | 835   | 1 942                                       |
| 37 \$150 to \$199 .....   | 2 025          | 54  | 194  | 399  | 404   | 975   | 1 688         | 51  | 167  | 366  | 309   | 795   |
| 38 \$200 or more .....  | 893            | 58  | 76   | 175  | 169   | 415   | 742           | 41  | 59   | 151  | 137   | 355   |
| <b>39 Median</b> .....  | <b>73</b>      | <b>54</b>                                   | <b>64</b>                                  | <b>68</b>                                  | <b>70</b>                                   | <b>83</b>                                   | <b>88</b>     | <b>80</b>                                   | <b>78</b>                                  | <b>85</b>                                  | <b>83</b>                                   | <b>95</b>                                   |
| 40 Included in rent, other fee, or obtained free .....  | 2 386          | 226   | 472  | 553  | 586   | 549   | 692           | 49  | 80   | 183  | 206   | 173   |
| <b>Average Monthly Cost Paid for Fuel Oil</b>   |                |   |  |  |   |   |               |   |  |  |   |   |
| 41 Fuel oil used .....  | 15 954         | 2 325                                       | 5 726                                      | 5 148                                      | 1 455                                       | 1 300                                       | 10 257        | 1 719                                       | 3 672                                      | 3 015                                      | 988   | 863   |
| 42 Less than \$25 .....   | 1 262          | 195   | 382  | 335  | 203   | 147   | 969           | 168   | 293  | 248  | 153   | 107   |
| 43 \$25 to \$49 .....   | 2 530          | 559   | 896  | 833  | 175   | 67  | 2 164         | 475   | 741  | 738  | 150   | 60  |
| 44 \$50 to \$74 .....   | 2 327          | 525   | 988  | 684  | 96  | 34  | 2 150         | 478   | 895  | 653  | 92  | 32  |
| 45 \$75 to \$99 .....   | 1 220          | 192   | 641  | 362  | 20  | 5   | 1 135         | 170   | 598  | 344  | 20  | 3   |
| 46 \$100 to \$149 .....   | 990            | 158   | 490  | 306  | 20  | 16  | 916           | 147   | 453  | 284  | 18  | 14  |
| 47 \$150 to \$199 .....   | 274            | 39  | 121  | 91   | 9   | 13  | 239           | 34  | 112  | 71   | 9   | 13  |
| 48 \$200 or more .....  | 142            | 9   | 54   | 64   | 10  | 5   | 129           | 9   | 49   | 56   | 10  | 5   |
| <b>49 Median</b> .....  | <b>56</b>      | <b>54</b>                                   | <b>63</b>                                  | <b>56</b>                                  | <b>34</b>                                   | <b>25-</b>                                  | <b>58</b>     | <b>55</b>                                   | <b>65</b>                                  | <b>58</b>                                  | <b>37</b>                                   | <b>29</b>                                   |
| 50 Included in rent, other fee, or obtained free .....  | 7 208          | 648   | 2 154                                      | 2 473                                      | 921   | 1 012                                       | 2 555         | 238   | 531  | 620  | 535   | 630   |
| <b>Monthly Cost Paid for Piped Gas</b>  |                |   |  |  |   |   |               |   |  |  |   |   |
| 51 Piped gas used .....   | 63 133         | 7 045                                       | 19 450                                     | 14 068                                     | 14 006                                      | 8 564                                       | 45 734        | 5 127                                       | 13 618                                     | 9 723                                      | 10 191                                      | 7 074                                       |
| 52 Less than \$25 .....   | 14 185         | 853   | 2 207                                      | 2 798                                      | 4 607                                       | 3 720                                       | 8 938         | 576   | 1 040                                      | 1 467                                      | 2 826                                       | 3 028                                       |
| 53 \$25 to \$49 .....   | 20 007         | 2 597                                       | 5 827                                      | 4 037                                      | 4 468                                       | 3 078                                       | 16 502        | 2 116                                       | 4 533                                      | 3 326                                      | 3 757                                       | 2 770                                       |
| 54 \$50 to \$74 .....   | 10 037         | 1 323                                       | 4 283                                      | 2 172                                      | 1 651                                       | 608   | 8 944         | 1 175                                       | 3 670                                      | 1 987                                      | 1 542                                       | 571   |
| 55 \$75 to \$99 .....   | 4 466          | 518   | 2 299                                      | 973  | 525   | 152   | 3 968         | 459   | 2 021                                      | 878  | 477   | 134   |
| 56 \$100 to \$149 .....   | 2 283          | 213   | 1 238                                      | 556  | 192   | 84  | 1 934         | 180   | 1 001                                      | 501  | 178   | 73  |
| 57 \$150 to \$199 .....   | 766            | 39  | 341  | 190  | 123   | 73  | 635           | 37  | 269  | 145  | 117   | 68  |
| 58 \$200 or more .....  | 612            | 42  | 234  | 166  | 107   | 63  | 488           | 33  | 191  | 122  | 87  | 56  |
| <b>59 Median</b> .....  | <b>40</b>      | <b>44</b>                                   | <b>51</b>                                  | <b>41</b>                                  | <b>32</b>                                   | <b>26</b>                                   | <b>43</b>     | <b>45</b>                                   | <b>55</b>                                  | <b>46</b>                                  | <b>36</b>                                   | <b>28</b>                                   |
| 60 Included in rent, other fee, or obtained free .....  | 10 778         | 1 460                                       | 3 020                                      | 3 176                                      | 2 335                                       | 787   | 4 325         | 551   | 893  | 1 299                                      | 1 207                                       | 375   |
| 61 Main heating fuel .....  | 52 366         | 6 307                                       | 16 894                                     | 10 982                                     | 11 495                                      | 6 689                                       | 40 291        | 4 785                                       | 12 610                                     | 8 382                                      | 8 782                                       | 5 731                                       |
| 62 Less than \$25 .....   | 9 869          | 623   | 1 406                                      | 1 650                                      | 3 487                                       | 2 703                                       | 6 600         | 412   | 731  | 948  | 2 234                                       | 2 275                                       |
| 63 \$25 to \$49 .....   | 17 964         | 2 465                                       | 5 275                                      | 3 525                                      | 4 009                                       | 2 691                                       | 15 081        | 2 032                                       | 4 192                                      | 2 995                                      | 3 418                                       | 2 443                                       |
| 64 \$50 to \$74 .....   | 9 506          | 1 254                                       | 4 134                                      | 2 023                                      | 1 541                                       | 553   | 8 559         | 1 135                                       | 3 579                                      | 1 874                                      | 1 446                                       | 524   |
| 65 \$75 to \$99 .....   | 4 245          | 506   | 2 239                                      | 927  | 463   | 111   | 3 799         | 455   | 1 975                                      | 845  | 421   | 102   |
| 66 \$100 to \$149 .....   | 2 127          | 198   | 1 194                                      | 498  | 167   | 70  | 1 796         | 168   | 971  | 445  | 153   | 60  |
| 67 \$150 to \$199 .....   | 654            | 35  | 303  | 163  | 107   | 47  | 560           | 32  | 254  | 131  | 102   | 41  |
| 68 \$200 or more .....  | 491            | 33  | 207  | 140  | 75  | 35  | 384           | 28  | 166  | 103  | 59  | 28  |
| <b>69 Median</b> .....  | <b>42</b>      | <b>45</b>                                   | <b>54</b>                                  | <b>45</b>                                  | <b>34</b>                                   | <b>29</b>                                   | <b>45</b>     | <b>46</b>                                   | <b>57</b>                                  | <b>48</b>                                  | <b>37</b>                                   | <b>30</b>                                   |
| 70 Included in rent, other fee, or obtained free .....  | 7 510          | 1 193                                       | 2 135                                      | 2 056                                      | 1 646                                       | 480   | 3 513         | 524   | 742  | 1 042                                      | 948   | 258   |

| Mobile homes |   |  |  |   |   | Other         |   |  |  |   |   |           |
|--------------|---|--|--|---|---|---------------|---|--|--|---|---|-----------|
| Total        | Less than 2,000 CDD and More than 7,000 HDD | Less than 2,000 CDD and 5,500 to 7,000 HDD | Less than 2,000 CDD and 4,000 to 5,499 HDD | Less than 2,000 CDD and Less than 4,000 HDD | More than 2,000 CDD and Less than 4,000 HDD | Total         | Less than 2,000 CDD and More than 7,000 HDD | Less than 2,000 CDD and 5,500 to 7,000 HDD | Less than 2,000 CDD and 4,000 to 5,499 HDD | Less than 2,000 CDD and Less than 4,000 HDD | More than 2,000 CDD and Less than 4,000 HDD |           |
| <b>6 785</b> | <b>820</b>                                  | <b>1 089</b>                               | <b>1 438</b>                               | <b>1 597</b>                                | <b>1 841</b>                                | <b>24 518</b> | <b>2 365</b>                                | <b>7 003</b>                               | <b>5 893</b>                               | <b>4 821</b>                                | <b>4 436</b>                                | <b>1</b>  |
| 360          | 19  | 73   | 109  | 87  | 73  | 454           | 26  | 118  | 126  | 96  | 88  | 2         |
| 1 348        | 139   | 154  | 322  | 351   | 382   | 1 364         | 199   | 368  | 354  | 248   | 195   | 3         |
| 502          | 72  | 76   | 83   | 83  | 188   | 711           | 98  | 232  | 150  | 80  | 152   | 4         |
| 524          | 74  | 77   | 102  | 80  | 80  | 822           | 126   | 279  | 166  | 94  | 158   | 5         |
| 469          | 48  | 84   | 123  | 107   | 107   | 1 078         | 117   | 383  | 265  | 143   | 171   | 6         |
| 537          | 68  | 102  | 117  | 145   | 104   | 1 365         | 181   | 400  | 291  | 258   | 235   | 7         |
| 458          | 48  | 85   | 92   | 119   | 116   | 1 562         | 177   | 549  | 332  | 209   | 297   | 8         |
| 407          | 43  | 57   | 81   | 138   | 89  | 1 803         | 187   | 530  | 360  | 357   | 369   | 9         |
| 707          | 92  | 125  | 104  | 176   | 210   | 3 863         | 380   | 1 060                                      | 918  | 694   | 811   | 10        |
| 474          | 57  | 107  | 107  | 96  | 108   | 3 289         | 262   | 920  | 762  | 680   | 664   | 11        |
| 340          | 62  | 38   | 37   | 71  | 131   | 2 440         | 223   | 665  | 604  | 482   | 466   | 12        |
| 278          | 57  | 49   | 47   | 72  | 53  | 2 590         | 213   | 632  | 700  | 615   | 429   | 13        |
| 90           | 18  | 16   | 21   | 17  | 17  | 1 248         | 75  | 316  | 345  | 346   | 166   | 14        |
| 36           | -   | 9  | 14   | 9   | 4   | 502           | 18  | 141  | 133  | 171   | 39  | 15        |
| 45           | 10  | 9  | 5  | 3   | 18  | 838           | 35  | 244  | 259  | 226   | 74  | 16        |
| 210          | 12  | 28   | 77   | 42  | 50  | 590           | 50  | 166  | 128  | 123   | 123   | 17        |
| <b>358</b>   | <b>388</b>                                  | <b>383</b>                                 | <b>327</b>                                 | <b>374</b>                                  | <b>329</b>                                  | <b>573</b>    | <b>513</b>                                  | <b>553</b>                                 | <b>591</b>                                 | <b>625</b>                                  | <b>561</b>                                  | <b>18</b> |
| <b>354</b>   | <b>401</b>                                  | <b>390</b>                                 | <b>321</b>                                 | <b>370</b>                                  | <b>317</b>                                  | <b>640</b>    | <b>473</b>                                  | <b>663</b>                                 | <b>617</b>                                 | <b>1 031</b>                                | <b>535</b>                                  | <b>19</b> |
| <b>336</b>   | <b>376</b>                                  | <b>373</b>                                 | <b>304</b>                                 | <b>355</b>                                  | <b>293</b>                                  | <b>605</b>    | <b>443</b>                                  | <b>632</b>                                 | <b>581</b>                                 | <b>980</b>                                  | <b>517</b>                                  | <b>20</b> |
| 6 781        | 820   | 1 089                                      | 1 435                                      | 1 597                                       | 1 840                                       | 24 488        | 2 362                                       | 6 989                                      | 5 882                                      | 4 819                                       | 4 436                                       | 21        |
| 551          | 120   | 140  | 129  | 95  | 67  | 4 332         | 627   | 1 392                                      | 891  | 1 147                                       | 274   | 22        |
| 1 745        | 257   | 411  | 424  | 336   | 319   | 8 198         | 740   | 2 472                                      | 2 223                                      | 1 516                                       | 1 247                                       | 23        |
| 1 849        | 178   | 319  | 455  | 395   | 503   | 4 435         | 232   | 1 078                                      | 946  | 839   | 1 340                                       | 24        |
| 1 018        | 106   | 117  | 184  | 266   | 345   | 1 586         | 79  | 300  | 292  | 284   | 631   | 25        |
| 1 018        | 77  | 71   | 156  | 327   | 387   | 861           | 40  | 199  | 160  | 148   | 314   | 26        |
| 275          | 2   | 13   | 29   | 86  | 144   | 194           | 8   | 55   | 25   | 51  | 55  | 27        |
| 68           | 15  | 5  | 5  | 13  | 29  | 224           | 27  | 66   | 58   | 27  | 45  | 28        |
| <b>63</b>    | <b>50</b>                                   | <b>49</b>                                  | <b>58</b>                                  | <b>71</b>                                   | <b>76</b>                                   | <b>42</b>     | <b>33</b>                                   | <b>39</b>                                  | <b>41</b>                                  | <b>37</b>                                   | <b>58</b>                                   | <b>29</b> |
| 257          | 65  | 14   | 53   | 79  | 47  | 4 658         | 609   | 1 427                                      | 1 285                                      | 808   | 529   | 30        |
| 2 935        | 84  | 240  | 624  | 807   | 1 180                                       | 10 592        | 774   | 1 754                                      | 2 155                                      | 2 389                                       | 3 520                                       | 31        |
| 105          | -   | 15   | 47   | 14  | 28  | 1 270         | 194   | 249  | 284  | 388   | 154   | 32        |
| 433          | 12  | 31   | 154  | 99  | 137   | 3 290         | 255   | 555  | 780  | 758   | 943   | 33        |
| 820          | 35  | 74   | 210  | 194   | 307   | 2 545         | 72  | 326  | 460  | 546   | 1 140                                       | 34        |
| 552          | 18  | 63   | 83   | 154   | 235   | 1 055         | 37  | 113  | 159  | 180   | 567   | 35        |
| 693          | 9   | 48   | 88   | 251   | 297   | 581           | 28  | 84   | 87   | 107   | 275   | 36        |
| 218          | 2   | 7  | 18   | 62  | 129   | 119           | 2   | 20   | 14   | 32  | 51  | 37        |
| 47           | 9   | -  | 3  | 12  | 23  | 105           | 8   | 17   | 22   | 20  | 37  | 38        |
| <b>78</b>    | <b>71</b>                                   | <b>75</b>                                  | <b>62</b>                                  | <b>89</b>                                   | <b>86</b>                                   | <b>49</b>     | <b>35</b>                                   | <b>45</b>                                  | <b>45</b>                                  | <b>46</b>                                   | <b>61</b>                                   | <b>39</b> |
| 68           | -   | 2  | 21   | 21  | 24  | 1 627         | 177   | 390  | 349  | 359   | 352   | 40        |
| 690          | 148   | 119  | 167  | 130   | 126   | 5 008         | 458   | 1 935                                      | 1 967                                      | 337   | 311   | 41        |
| 113          | 18  | 21   | 27   | 26  | 21  | 180           | 9   | 68   | 59   | 24  | 20  | 42        |
| 208          | 58  | 55   | 71   | 19  | 5   | 158           | 26  | 100  | 24   | 6   | 2   | 43        |
| 61           | 25  | 21   | 12   | 2   | -   | 116           | 22  | 71   | 19   | 2   | 2   | 44        |
| 12           | 8   | 2  | 2  | -   | -   | 74            | 13  | 41   | 16   | -   | 3   | 45        |
| 5            | 4   | 1  | -  | -   | -   | 69            | 7   | 35   | 22   | 2   | 2   | 46        |
| -            | -   | -  | -  | -   | -   | 35            | 5   | 9  | 20   | -   | -   | 47        |
| -            | -   | -  | -  | -   | -   | 13            | -   | 4  | 8  | -   | -   | 48        |
| <b>35</b>    | <b>41</b>                                   | <b>38</b>                                  | <b>35</b>                                  | <b>25-</b>                                  | <b>25-</b>                                  | <b>48</b>     | <b>57</b>                                   | <b>49</b>                                  | <b>52</b>                                  | <b>25-</b>                                  | <b>25-</b>                                  | <b>49</b> |
| 291          | 35  | 19   | 55   | 83  | 100   | 4 363         | 375   | 1 605                                      | 1 798                                      | 303   | 283   | 50        |
| 1 937        | 323   | 519  | 313  | 451   | 331   | 15 462        | 1 594                                       | 5 313                                      | 4 032                                      | 3 364                                       | 1 159                                       | 51        |
| 587          | 46  | 93   | 116  | 161   | 171   | 4 660         | 231   | 1 074                                      | 1 215                                      | 1 620                                       | 521   | 52        |
| 783          | 157   | 258  | 105  | 168   | 96  | 2 722         | 324   | 1 036                                      | 607  | 543   | 212   | 53        |
| 205          | 39  | 102  | 33   | 20  | 11  | 888           | 109   | 511  | 153  | 89  | 26  | 54        |
| 84           | 13  | 24   | 19   | 18  | 10  | 413           | 46  | 254  | 76   | 30  | 8   | 55        |
| 21           | 8   | 5  | 2  | 2   | 3   | 328           | 25  | 231  | 53   | 12  | 7   | 56        |
| 6            | -   | 3  | -  | -   | 3   | 125           | 2   | 70   | 45   | 5   | 2   | 57        |
| 13           | 4   | 4  | 2  | -   | 2   | 111           | 6   | 39   | 42   | 19  | 5   | 58        |
| <b>33</b>    | <b>39</b>                                   | <b>40</b>                                  | <b>30</b>                                  | <b>29</b>                                   | <b>25-</b>                                  | <b>25-</b>    | <b>36</b>                                   | <b>38</b>                                  | <b>25-</b>                                 | <b>25-</b>                                  | <b>25-</b>                                  | <b>59</b> |
| 238          | 55  | 30   | 36   | 82  | 35  | 6 215         | 853   | 2 097                                      | 1 841                                      | 1 045                                       | 378   | 60        |
| 1 728        | 294   | 472  | 297  | 410   | 255   | 10 348        | 1 228                                       | 3 812                                      | 2 303                                      | 2 302                                       | 703   | 61        |
| 479          | 42  | 65   | 100  | 150   | 122   | 2 790         | 169   | 610  | 602  | 1 102                                       | 306   | 62        |
| 748          | 141   | 256  | 105  | 158   | 87  | 2 136         | 292   | 827  | 425  | 433   | 160   | 63        |
| 200          | 39  | 97   | 33   | 20  | 11  | 747           | 80  | 458  | 117  | 75  | 18  | 64        |
| 69           | 8   | 23   | 19   | 16  | 3   | 378           | 43  | 241  | 64   | 25  | 5   | 65        |
| 21           | 8   | 5  | 2  | 2   | 3   | 310           | 23  | 218  | 50   | 12  | 7   | 66        |
| 4            | -   | 1  | -  | -   | 3   | 90            | 2   | 48   | 32   | 5   | 2   | 67        |
| 7            | -   | 2  | 2  | -   | 2   | 100           | 6   | 39   | 35   | 15  | 5   | 68        |
| <b>35</b>    | <b>39</b>                                   | <b>41</b>                                  | <b>32</b>                                  | <b>29</b>                                   | <b>25-</b>                                  | <b>31</b>     | <b>37</b>                                   | <b>43</b>                                  | <b>29</b>                                  | <b>25-</b>                                  | <b>25-</b>                                  | <b>69</b> |
| 200          | 55  | 22   | 36   | 64  | 23  | 3 797         | 614   | 1 371                                      | 978  | 634   | 199   | 70        |



**Table 2-23. Type of Structure and Heating Degree Days by Cost of Utilities—Occupied Units—**

[Numbers in thousands. Consistent with the 1990 Census. ... means not applicable or sample too small. – means zero or rounds to zero]

| Characteristics                        | Total      |   |  |  |   |   | Single family |   |  |  |   |   |
|--|------------|---|--|--|---|---|---------------|---|--|--|---|---|
|  | Total      | Less than 2,000 CDD and More than 7,000 HDD | Less than 2,000 CDD and 5,500 to 7,000 HDD | Less than 2,000 CDD and 4,000 to 5,499 HDD | Less than 2,000 CDD and Less than 4,000 HDD | More than 2,000 CDD and Less than 4,000 HDD | Total         | Less than 2,000 CDD and More than 7,000 HDD | Less than 2,000 CDD and 5,500 to 7,000 HDD | Less than 2,000 CDD and 4,000 to 5,499 HDD | Less than 2,000 CDD and Less than 4,000 HDD | More than 2,000 CDD and Less than 4,000 HDD |
| <b>Condominium and Cooperative Fee</b> |            |   |  |  |   |   |               |   |  |  |   |   |
| 1 Fee paid by owners .....             | 3 376      | 263   | 911  | 813  | 642   | 748   | 1 410         | 112   | 406  | 270  | 338   | 284   |
| 2 Less than \$25 per month .....       | 62         | 6   | 16   | 5  | 23  | 12  | 42            | 3   | 14   | 5  | 17  | 4   |
| 3 \$25 to \$49 .....                   | 69         | 2   | 16   | 25   | 9   | 17  | 53            | 2   | 15   | 22   | 5   | 9   |
| 4 \$50 to \$74 .....                   | 107        | 19  | 28   | 21   | 16  | 22  | 73            | 10  | 14   | 19   | 15  | 15  |
| 5 \$75 to \$99 .....                   | 311        | 59  | 83   | 68   | 53  | 49  | 157           | 19  | 45   | 37   | 34  | 21  |
| 6 \$100 to \$149 .....                 | 729        | 67  | 243  | 133  | 124   | 161   | 340           | 34  | 120  | 58   | 76  | 51  |
| 7 \$150 to \$199 .....                 | 584        | 54  | 128  | 127  | 141   | 134   | 252           | 22  | 69   | 43   | 59  | 59  |
| 8 \$200 or more per month .....        | 765        | 24  | 220  | 162  | 179   | 181   | 251           | 9   | 76   | 33   | 70  | 63  |
| 9 Not reported .....                   | 749        | 31  | 177  | 271  | 98  | 171   | 242           | 13  | 52   | 51   | 63  | 63  |
| 10 <b>Median</b> .....                 | <b>153</b> | <b>122</b>                                  | <b>146</b>                                 | <b>157</b>                                 | <b>167</b>                                  | <b>160</b>                                  | <b>138</b>    | <b>123</b>                                  | <b>137</b>                                 | <b>122</b>                                 | <b>144</b>                                  | <b>160</b>                                  |

Con.

| Mobile homes |   |  |  |   |   | Other      |   |  |  |   |   |           |
|--------------|---|--|--|---|---|------------|---|--|--|---|---|-----------|
| Total        | Less than 2,000 CDD and More than 7,000 HDD | Less than 2,000 CDD and 5,500 to 7,000 HDD | Less than 2,000 CDD and 4,000 to 5,499 HDD | Less than 2,000 CDD and Less than 4,000 HDD | More than 2,000 CDD and Less than 4,000 HDD | Total      | Less than 2,000 CDD and More than 7,000 HDD | Less than 2,000 CDD and 5,500 to 7,000 HDD | Less than 2,000 CDD and 4,000 to 5,499 HDD | Less than 2,000 CDD and Less than 4,000 HDD | More than 2,000 CDD and Less than 4,000 HDD |           |
| -            | -   | -  | -  | -   | -   | 1 966      | 151   | 505  | 543  | 303   | 464   | 1         |
| -            | -   | -  | -  | -   | -   | 20         | 3   | 2  | -  | 6   | 9   | 2         |
| -            | -   | -  | -  | -   | -   | 16         | -   | 1  | 2  | 4   | 9   | 3         |
| -            | -   | -  | -  | -   | -   | 34         | 9   | 14   | 2  | 1   | 7   | 4         |
| -            | -   | -  | -  | -   | -   | 154        | 40  | 37   | 31   | 18  | 28  | 5         |
| -            | -   | -  | -  | -   | -   | 389        | 33  | 123  | 74   | 48  | 110   | 6         |
| -            | -   | -  | -  | -   | -   | 333        | 31  | 59   | 84   | 82  | 76  | 7         |
| -            | -   | -  | -  | -   | -   | 514        | 15  | 143  | 128  | 109   | 118   | 8         |
| -            | -   | -  | -  | -   | -   | 507        | 19  | 125  | 220  | 36  | 108   | 9         |
| ...          | ...   | ...  | ...  | ...   | ...   | <b>168</b> | <b>121</b>                                  | <b>160</b>                                 | <b>180</b>                                 | <b>185</b>                                  | <b>160</b>                                  | <b>10</b> |

**Table 2-24. Journey to Work—Occupied Units**

[Numbers in thousands. Consistent with the 1990 Census. ... means not applicable or sample too small. – means zero or rounds to zero]

|           | Characteristics  | Total occupied units | Tenure        |               | Housing unit characteristics |              |                   |              | Household characteristics |               |                             |                    |                     |
|-----------|--|----------------------|---------------|---------------|------------------------------|--------------|-------------------|--------------|---------------------------|---------------|-----------------------------|--------------------|---------------------|
|           |  |                      | Owner         | Renter        | New construction 4 years     | Mobile homes | Physical problems |              | Black                     | Hispanic      | Elderly (65 years and over) | Moved in past year | Below poverty level |
|           |  |                      |               |               |                              |              | Severe            | Moderate     |                           |               |                             |                    |                     |
| <b>1</b>  | <b>All workers</b> .....   | <b>118 041</b>       | <b>82 571</b> | <b>35 470</b> | <b>7 750</b>                 | <b>6 865</b> | <b>1 835</b>      | <b>5 009</b> | <b>13 125</b>             | <b>12 209</b> | <b>6 077</b>                | <b>20 859</b>      | <b>6 652</b>        |
|           | <b>Principal Means of Transportation to Work Last Week</b>                 |                      |               |               |                              |              |                   |              |                           |               |                             |                    |                     |
| 2         | Drives self .....  | 92 363               | 68 329        | 24 034        | 6 491                        | 5 405        | 1 163             | 3 394        | 9 138                     | 7 916         | 4 627                       | 15 565             | 4 080               |
| 3         | Carpool .....  | 11 103               | 6 708         | 4 395         | 649                          | 886          | 201               | 615          | 1 424                     | 2 152         | 450                         | 2 512              | 925                 |
| 4         | 2-person .....   | 8 705                | 5 456         | 3 248         | 535                          | 684          | 162               | 461          | 1 058                     | 1 437         | 383                         | 1 923              | 705                 |
| 5         | 3-person .....   | 1 454                | 757           | 697           | 79                           | 104          | 30                | 90           | 219                       | 393           | 40                          | 373                | 118                 |
| 6         | 4-or-more-person .....   | 945                  | 495           | 450           | 34                           | 98           | 9                 | 64           | 147                       | 322           | 27                          | 216                | 102                 |
| 7         | Mass transportation .....  | 5 779                | 2 230         | 3 549         | 171                          | 56           | 254               | 375          | 1 748                     | 1 150         | 342                         | 1 246              | 708                 |
| 8         | Taxicab .....  | 144                  | 55            | 89            | –                            | 4            | –                 | 11           | 53                        | 13            | 13                          | 30                 | 30                  |
| 9         | Bicycle or motorcycle .....  | 749                  | 406           | 344           | 27                           | 30           | 25                | 68           | 63                        | 73            | 21                          | 155                | 76                  |
| 10        | Walks only .....   | 3 627                | 1 601         | 2 026         | 104                          | 198          | 132               | 292          | 443                       | 515           | 256                         | 870                | 516                 |
| 11        | Other means .....  | 987                  | 573           | 415           | 69                           | 123          | 18                | 120          | 102                       | 191           | 51                          | 163                | 76                  |
| 12        | Works at home .....  | 3 288                | 2 669         | 619           | 239                          | 162          | 38                | 134          | 153                       | 200           | 317                         | 317                | 241                 |
|           | <b>Travel Time From Home to Work</b>                                       |                      |               |               |                              |              |                   |              |                           |               |                             |                    |                     |
| 13        | Less than 15 minutes .....   | 38 311               | 26 039        | 12 273        | 2 002                        | 2 060        | 544               | 1 702        | 3 639                     | 3 664         | 2 169                       | 7 054              | 2 381               |
| 14        | 15 to 29 minutes .....   | 38 138               | 26 591        | 11 547        | 2 590                        | 2 234        | 553               | 1 594        | 4 777                     | 3 970         | 1 669                       | 6 868              | 2 018               |
| 15        | 30 to 44 minutes .....   | 16 606               | 11 666        | 4 940         | 1 305                        | 959          | 323               | 627          | 2 076                     | 1 888         | 815                         | 2 957              | 807                 |
| 16        | 45 to 59 minutes .....   | 6 366                | 4 648         | 1 717         | 572                          | 381          | 99                | 250          | 853                       | 676           | 257                         | 1 121              | 302                 |
| 17        | 1 hour to 1 hour and 29 minutes .....                                      | 3 958                | 2 815         | 1 143         | 315                          | 227          | 64                | 189          | 583                       | 569           | 185                         | 653                | 202                 |
| 18        | 1 hour 30 minutes or more .....  | 1 398                | 955           | 443           | 65                           | 109          | 39                | 73           | 240                       | 201           | 87                          | 247                | 137                 |
| 19        | Works at home .....  | 3 288                | 2 669         | 619           | 239                          | 162          | 38                | 134          | 153                       | 200           | 317                         | 317                | 241                 |
| 20        | No fixed place of work .....   | 9 976                | 7 189         | 2 787         | 662                          | 732          | 175               | 441          | 804                       | 1 042         | 577                         | 1 642              | 565                 |
| 21        | <b>Median</b> .....  | <b>21</b>            | <b>21</b>     | <b>20</b>     | <b>23</b>                    | <b>21</b>    | <b>22</b>         | <b>20</b>    | <b>23</b>                 | <b>22</b>     | <b>19</b>                   | <b>20</b>          | <b>19</b>           |
|           | <b>Distance From Home to Work</b>  |                      |               |               |                              |              |                   |              |                           |               |                             |                    |                     |
| 22        | Less than 1 mile .....   | 4 863                | 2 774         | 2 089         | 163                          | 329          | 93                | 342          | 462                       | 546           | 372                         | 886                | 551                 |
| 23        | 1 to 4 miles .....   | 24 507               | 15 588        | 8 919         | 1 115                        | 966          | 454               | 1 266        | 2 979                     | 2 755         | 1 519                       | 4 710              | 1 754               |
| 24        | 5 to 9 miles .....   | 23 568               | 16 267        | 7 301         | 1 389                        | 1 196        | 379               | 896          | 2 785                     | 2 484         | 1 200                       | 4 136              | 1 295               |
| 25        | 10 to 19 miles .....   | 29 286               | 21 000        | 8 286         | 2 260                        | 1 804        | 389               | 1 060        | 3 695                     | 2 956         | 1 213                       | 5 271              | 1 347               |
| 26        | 20 to 29 miles .....   | 12 611               | 9 348         | 3 263         | 955                          | 809          | 173               | 489          | 1 309                     | 1 239         | 496                         | 2 202              | 480                 |
| 27        | 30 to 49 miles .....   | 7 784                | 6 027         | 1 577         | 777                          | 649          | 111               | 309          | 779                       | 763           | 301                         | 1 349              | 329                 |
| 28        | 50 miles or more .....   | 2 158                | 1 709         | 449           | 189                          | 218          | 24                | 73           | 159                       | 223           | 83                          | 345                | 90                  |
| 29        | Works at home .....  | 3 288                | 2 669         | 619           | 239                          | 162          | 38                | 134          | 153                       | 200           | 317                         | 317                | 241                 |
| 30        | No fixed place of work .....   | 9 976                | 7 189         | 2 787         | 662                          | 732          | 175               | 441          | 804                       | 1 042         | 577                         | 1 642              | 565                 |
| 31        | <b>Median</b> .....  | <b>10</b>            | <b>11</b>     | <b>8</b>      | <b>13</b>                    | <b>13</b>    | <b>8</b>          | <b>10</b>    | <b>9</b>                  | <b>8</b>      | <b>8</b>                    | <b>10</b>          | <b>7</b>            |
|           | <b>Departure Time to Work<sup>1</sup></b>                                  |                      |               |               |                              |              |                   |              |                           |               |                             |                    |                     |
| 32        | 12:00 a.m. to 2:59 a.m. ....   | 729                  | 469           | 259           | 40                           | 42           | 14                | 42           | 122                       | 73            | 62                          | 140                | 48                  |
| 33        | 3:00 a.m. to 5:59 a.m. ....  | 11 355               | 7 905         | 3 449         | 825                          | 1 036        | 156               | 535          | 1 339                     | 1 557         | 430                         | 1 999              | 567                 |
| 34        | 6:00 a.m. to 6:59 a.m. ....  | 20 737               | 14 955        | 5 781         | 1 537                        | 1 583        | 297               | 889          | 2 232                     | 2 433         | 873                         | 3 586              | 1 028               |
| 35        | 7:00 a.m. to 7:29 a.m. ....  | 16 604               | 11 976        | 4 628         | 1 149                        | 752          | 192               | 609          | 1 711                     | 1 695         | 734                         | 2 792              | 695                 |
| 36        | 7:30 a.m. to 7:59 a.m. ....  | 15 328               | 11 039        | 4 288         | 1 099                        | 704          | 208               | 513          | 1 499                     | 1 338         | 675                         | 2 653              | 713                 |
| 37        | 8:00 a.m. to 8:29 a.m. ....  | 12 622               | 8 920         | 3 702         | 762                          | 597          | 218               | 539          | 1 275                     | 1 277         | 667                         | 2 127              | 633                 |
| 38        | 8:30 a.m. to 8:59 a.m. ....  | 5 790                | 4 039         | 1 750         | 367                          | 243          | 91                | 245          | 500                       | 497           | 367                         | 1 013              | 356                 |
| 39        | 9:00 a.m. to 9:59 a.m. ....  | 5 646                | 3 687         | 1 959         | 335                          | 209          | 87                | 259          | 611                       | 577           | 507                         | 1 073              | 409                 |
| 40        | 10:00 a.m. to 3:59 p.m. ....   | 10 777               | 6 798         | 3 980         | 543                          | 631          | 245               | 578          | 1 609                     | 1 160         | 640                         | 2 280              | 915                 |
| 41        | 4:00 p.m. to 11:59 p.m. ....   | 7 050                | 4 560         | 2 490         | 424                          | 482          | 134               | 358          | 1 033                     | 687           | 320                         | 1 488              | 540                 |
| 42        | Not reported .....   | 8 117                | 5 554         | 2 563         | 430                          | 425          | 155               | 308          | 1 043                     | 715           | 485                         | 1 392              | 507                 |
| <b>43</b> | <b>Householders who worked last week.</b>                                  | <b>64 445</b>        | <b>42 328</b> | <b>22 117</b> | <b>4 277</b>                 | <b>3 919</b> | <b>1 093</b>      | <b>2 933</b> | <b>7 797</b>              | <b>6 183</b>  | <b>2 342</b>                | <b>12 629</b>      | <b>4 114</b>        |
|           | <b>Principal Means of Transportation to Work Last Week for Householder</b> |                      |               |               |                              |              |                   |              |                           |               |                             |                    |                     |
| 44        | Drives self .....  | 51 650               | 35 834        | 15 815        | 3 636                        | 3 179        | 721               | 2 062        | 5 680                     | 4 281         | 1 762                       | 9 794              | 2 611               |
| 45        | Carpool .....  | 5 046                | 2 852         | 2 194         | 316                          | 448          | 112               | 321          | 710                       | 928           | 152                         | 1 256              | 495                 |
| 46        | 2-person .....   | 3 871                | 2 264         | 1 607         | 249                          | 337          | 86                | 236          | 489                       | 626           | 127                         | 939                | 365                 |
| 47        | 3-person .....   | 735                  | 364           | 371           | 55                           | 65           | 22                | 49           | 141                       | 168           | 20                          | 205                | 66                  |
| 48        | 4-or-more-person .....   | 440                  | 224           | 216           | 13                           | 46           | 5                 | 36           | 79                        | 133           | 5                           | 111                | 63                  |
| 49        | Mass transportation .....  | 3 056                | 1 032         | 2 024         | 69                           | 19           | 139               | 217          | 942                       | 528           | 98                          | 703                | 411                 |
| 50        | Taxicab .....  | 88                   | 27            | 61            | –                            | –            | –                 | 11           | 32                        | 10            | 6                           | 17                 | 24                  |
| 51        | Bicycle or motorcycle .....  | 409                  | 220           | 189           | 15                           | 16           | 13                | 40           | 32                        | 40            | 4                           | 87                 | 44                  |
| 52        | Walks only .....   | 1 992                | 726           | 1 265         | 63                           | 133          | 75                | 165          | 259                       | 259           | 112                         | 533                | 326                 |
| 53        | Other means .....  | 460                  | 294           | 165           | 33                           | 37           | 6                 | 40           | 47                        | 41            | 15                          | 65                 | 43                  |
| 54        | Works at home .....  | 1 745                | 1 342         | 404           | 145                          | 87           | 25                | 77           | 95                        | 95            | 194                         | 174                | 161                 |
|           | <b>Travel Time From Home to Work for Householder</b>                       |                      |               |               |                              |              |                   |              |                           |               |                             |                    |                     |
| 55        | Less than 15 minutes .....   | 20 008               | 12 233        | 7 776         | 1 079                        | 1 175        | 307               | 961          | 2 157                     | 1 788         | 897                         | 4 316              | 1 531               |
| 56        | 15 to 29 minutes .....   | 20 995               | 13 707        | 7 288         | 1 400                        | 1 216        | 338               | 940          | 2 972                     | 2 078         | 572                         | 4 172              | 1 273               |
| 57        | 30 to 44 minutes .....   | 9 228                | 6 206         | 3 022         | 733                          | 553          | 172               | 374          | 1 165                     | 978           | 252                         | 1 808              | 445                 |
| 58        | 45 to 59 minutes .....   | 3 682                | 2 651         | 1 030         | 298                          | 240          | 70                | 155          | 490                       | 363           | 79                          | 616                | 176                 |
| 59        | 1 hour to 1 hour and 29 minutes .....                                      | 2 150                | 1 520         | 630           | 193                          | 134          | 34                | 109          | 335                       | 256           | 56                          | 382                | 127                 |
| 60        | 1 hour 30 minutes or more .....  | 789                  | 538           | 252           | 29                           | 62           | 31                | 39           | 128                       | 88            | 17                          | 131                | 77                  |
| 61        | Works at home .....  | 1 745                | 1 342         | 404           | 145                          | 87           | 25                | 77           | 95                        | 95            | 194                         | 174                | 161                 |
| 62        | No fixed place of work .....   | 5 848                | 4 132         | 1 716         | 400                          | 452          | 116               | 278          | 456                       | 536           | 275                         | 1 030              | 324                 |
| 63        | <b>Median</b> .....  | <b>21</b>            | <b>22</b>     | <b>20</b>     | <b>23</b>                    | <b>21</b>    | <b>23</b>         | <b>20</b>    | <b>22</b>                 | <b>22</b>     | <b>16</b>                   | <b>20</b>          | <b>18</b>           |
|           | <b>Distance From Home to Work for Householder</b>                          |                      |               |               |                              |              |                   |              |                           |               |                             |                    |                     |
| 64        | Less than 1 mile .....   | 2 666                | 1 350         | 1 316         | 94                           | 163          | 52                | 167          | 289                       | 252           | 181                         | 560                | 346                 |
| 65        | 1 to 4 miles .....   | 12 849               | 7 230         | 5 619         | 581                          | 537          | 247               | 735          | 1 772                     | 1 342         | 625                         | 2 856              | 1 151               |
| 66        | 5 to 9 miles .....   | 12 594               | 8 012         | 4 582         | 750                          | 716          | 216               | 514          | 1 616                     | 1 286         | 416                         | 2 540              | 807                 |
| 67        | 10 to 19 miles .....   | 15 982               | 10 763        | 5 219         | 1 241                        | 973          | 259               | 618          | 2 240                     | 1 564         | 366                         | 3 176              | 830                 |
| 68        | 20 to 29 miles .....   | 7 011                | 5 062         | 1 949         | 541                          | 461          | 109               | 311          | 803                       | 605           | 180                         | 1 306              | 270                 |
| 69        | 30 to 49 miles .....   | 4 488                | 3 436         | 1 052         | 421                          | 398          | 54                | 190          | 432                       | 391           | 83                          | 786                | 182                 |
| 70        | 50 miles or more .....   | 1 261                | 1 000         | 261           | 103                          | 132          | 16                | 43           | 95                        | 111           | 20                          | 202                | 43                  |
| 71        | Works at home .....  | 1 745                | 1 342         | 404           | 145                          | 87           | 25                | 77           | 95                        | 95            | 194                         | 174                | 161                 |
| 72        | No fixed place of work .....   | 5 848                | 4 132         | 1 716         | 400                          | 452          | 116               | 278          | 456                       | 536           | 275                         | 1 030              | 324                 |
| 73        | <b>Median</b> .....  | <b>10</b>            | <b>12</b>     | <b>8</b>      | <b>14</b>                    | <b>13</b>    | <b>9</b>          | <b>9</b>     | <b>10</b>                 | <b>10</b>     | <b>7</b>                    | <b>10</b>          | <b>7</b>            |

| Total occupied units | In MSAs        |               | Outside MSAs  | Urban         |              | Rural         |               |               | Regions       |               |               |               |           |
|----------------------|----------------|---------------|---------------|---------------|--------------|---------------|---------------|---------------|---------------|---------------|---------------|---------------|-----------|
|                      | Central cities | Suburbs       |               | Total         | Outside MSAs | Total         | Suburbs       | Outside MSAs  | Northeast     | Midwest       | South         | West          |           |
| <b>118 041</b>       | <b>34 155</b>  | <b>59 276</b> | <b>24 611</b> | <b>83 575</b> | <b>7 980</b> | <b>34 466</b> | <b>17 652</b> | <b>16 630</b> | <b>22 832</b> | <b>29 266</b> | <b>39 538</b> | <b>26 404</b> | <b>1</b>  |
| 92 363               | 24 047         | 48 651        | 19 665        | 63 918        | 6 361        | 28 445        | 14 968        | 13 303        | 16 164        | 23 777        | 32 617        | 19 804        | 2         |
| 11 103               | 3 307          | 5 153         | 2 643         | 7 869         | 845          | 3 234         | 1 429         | 1 798         | 1 851         | 2 471         | 3 716         | 3 065         | 3         |
| 8 705                | 2 487          | 4 143         | 2 075         | 6 118         | 654          | 2 586         | 1 159         | 1 421         | 1 453         | 2 001         | 2 929         | 2 323         | 4         |
| 1 454                | 498            | 651           | 305           | 1 092         | 105          | 362           | 162           | 200           | 226           | 292           | 458           | 477           | 5         |
| 945                  | 322            | 360           | 263           | 659           | 86           | 285           | 108           | 177           | 172           | 178           | 329           | 265           | 6         |
| 5 779                | 3 884          | 1 800         | 95            | 5 565         | 35           | 214           | 154           | 60            | 2 938         | 858           | 823           | 1 160         | 7         |
| 144                  | 81             | 35            | 28            | 142           | 26           | 2             | -             | 2             | 70            | 14            | 50            | 10            | 8         |
| 749                  | 298            | 273           | 178           | 626           | 106          | 123           | 51            | 72            | 126           | 160           | 118           | 345           | 9         |
| 3 627                | 1 562          | 1 172         | 893           | 2 744         | 333          | 883           | 323           | 561           | 992           | 949           | 903           | 784           | 10        |
| 987                  | 230            | 472           | 286           | 643           | 80           | 344           | 139           | 206           | 130           | 179           | 440           | 238           | 11        |
| 3 288                | 747            | 1 718         | 823           | 2 068         | 195          | 1 219         | 589           | 628           | 561           | 859           | 870           | 998           | 12        |
| 38 311               | 11 307         | 16 660        | 10 344        | 28 323        | 4 759        | 9 989         | 4 360         | 5 585         | 6 868         | 10 833        | 12 456        | 8 155         | 13        |
| 38 138               | 11 735         | 19 824        | 6 579         | 27 279        | 1 570        | 10 860        | 5 776         | 5 009         | 6 821         | 9 444         | 13 409        | 8 464         | 14        |
| 16 606               | 4 612          | 9 473         | 2 521         | 11 373        | 497          | 5 233         | 3 178         | 2 024         | 3 515         | 3 666         | 5 818         | 3 607         | 15        |
| 6 366                | 1 658          | 3 615         | 1 093         | 4 238         | 205          | 2 127         | 1 228         | 888           | 1 548         | 1 263         | 2 161         | 1 394         | 16        |
| 3 958                | 1 078          | 2 166         | 715           | 2 695         | 125          | 1 263         | 671           | 590           | 1 156         | 689           | 1 114         | 999           | 17        |
| 1 398                | 419            | 651           | 328           | 955           | 92           | 1 443         | 204           | 236           | 423           | 220           | 381           | 374           | 18        |
| 3 288                | 747            | 1 718         | 823           | 2 068         | 195          | 1 219         | 589           | 628           | 561           | 859           | 870           | 998           | 19        |
| 9 976                | 2 599          | 5 169         | 2 207         | 6 644         | 538          | 3 332         | 1 646         | 1 669         | 1 941         | 2 292         | 3 328         | 2 414         | 20        |
| <b>21</b>            | <b>20</b>      | <b>22</b>     | <b>16</b>     | <b>20</b>     | <b>15</b>    | <b>22</b>     | <b>24</b>     | <b>20</b>     | <b>22</b>     | <b>19</b>     | <b>21</b>     | <b>21</b>     | <b>21</b> |
| 4 863                | 1 483          | 1 650         | 1 731         | 3 376         | 738          | 1 487         | 493           | 992           | 1 003         | 1 507         | 1 352         | 1 001         | 22        |
| 24 507               | 8 652          | 9 964         | 5 891         | 19 982        | 3 401        | 4 524         | 2 018         | 2 491         | 4 920         | 6 754         | 7 241         | 5 592         | 23        |
| 23 568               | 8 051          | 11 415        | 4 102         | 17 800        | 1 256        | 5 768         | 2 882         | 2 846         | 4 528         | 5 623         | 8 346         | 5 072         | 24        |
| 29 286               | 8 187          | 16 290        | 4 810         | 20 307        | 889          | 8 979         | 4 988         | 3 921         | 5 499         | 7 027         | 10 473        | 6 287         | 25        |
| 12 611               | 2 722          | 7 568         | 2 320         | 7 923         | 406          | 4 688         | 2 755         | 1 914         | 2 475         | 2 948         | 4 438         | 2 750         | 26        |
| 7 784                | 1 446          | 4 416         | 1 923         | 4 398         | 369          | 3 386         | 1 819         | 1 553         | 1 480         | 1 762         | 2 810         | 1 732         | 27        |
| 2 158                | 267            | 1 086         | 805           | 1 076         | 187          | 1 082         | 463           | 617           | 425           | 494           | 680           | 559           | 28        |
| 3 288                | 747            | 1 718         | 823           | 2 068         | 195          | 1 219         | 589           | 628           | 561           | 859           | 870           | 998           | 29        |
| 9 976                | 2 599          | 5 169         | 2 207         | 6 644         | 538          | 3 332         | 1 646         | 1 669         | 1 941         | 2 292         | 3 328         | 2 414         | 30        |
| <b>10</b>            | <b>8</b>       | <b>12</b>     | <b>9</b>      | <b>9</b>      | <b>4</b>     | <b>14</b>     | <b>15</b>     | <b>12</b>     | <b>10</b>     | <b>9</b>      | <b>11</b>     | <b>10</b>     | <b>31</b> |
| 729                  | 244            | 320           | 165           | 510           | 60           | 4 218         | 113           | 106           | 122           | 177           | 256           | 174           | 32        |
| 11 355               | 2 868          | 5 648         | 2 838         | 7 341         | 834          | 4 014         | 1 988         | 2 004         | 1 659         | 3 208         | 3 524         | 2 964         | 33        |
| 20 737               | 5 360          | 10 584        | 4 792         | 13 856        | 1 368        | 6 880         | 3 426         | 3 425         | 3 769         | 5 329         | 7 069         | 4 571         | 34        |
| 16 604               | 4 688          | 8 749         | 3 167         | 11 702        | 990          | 4 902         | 2 703         | 2 177         | 2 963         | 3 861         | 5 986         | 3 794         | 35        |
| 15 328               | 4 464          | 7 475         | 3 389         | 10 887        | 1 207        | 4 441         | 2 222         | 2 182         | 2 840         | 3 838         | 5 557         | 3 093         | 36        |
| 12 622               | 4 023          | 6 297         | 2 301         | 9 462         | 770          | 3 160         | 1 609         | 1 532         | 2 897         | 2 612         | 4 276         | 2 838         | 37        |
| 5 790                | 1 787          | 3 012         | 991           | 4 427         | 334          | 1 362         | 700           | 657           | 1 441         | 1 284         | 1 802         | 1 262         | 38        |
| 5 646                | 1 883          | 2 882         | 880           | 4 423         | 329          | 1 223         | 655           | 552           | 1 194         | 1 221         | 1 759         | 1 472         | 39        |
| 10 777               | 3 471          | 5 008         | 2 299         | 7 972         | 886          | 2 806         | 1 386         | 1 412         | 2 150         | 2 921         | 3 305         | 2 401         | 40        |
| 7 050                | 2 135          | 3 319         | 1 596         | 5 044         | 590          | 2 006         | 990           | 1 006         | 1 280         | 2 093         | 2 274         | 1 402         | 41        |
| 8 117                | 2 485          | 4 263         | 1 369         | 5 883         | 418          | 2 234         | 1 271         | 951           | 1 958         | 1 862         | 2 861         | 1 436         | 42        |
| <b>64 445</b>        | <b>19 635</b>  | <b>31 594</b> | <b>13 216</b> | <b>46 224</b> | <b>4 446</b> | <b>18 220</b> | <b>9 345</b>  | <b>8 770</b>  | <b>12 128</b> | <b>15 802</b> | <b>22 297</b> | <b>14 217</b> | <b>43</b> |
| 51 650               | 14 338         | 26 616        | 10 696        | 36 433        | 3 621        | 15 217        | 8 040         | 7 075         | 8 742         | 13 088        | 18 799        | 11 020        | 44        |
| 5 046                | 1 555          | 2 246         | 1 245         | 3 536         | 393          | 1 509         | 652           | 852           | 812           | 1 120         | 1 755         | 1 359         | 45        |
| 3 871                | 1 137          | 1 767         | 967           | 2 675         | 288          | 1 195         | 512           | 679           | 619           | 872           | 1 371         | 1 009         | 46        |
| 735                  | 258            | 331           | 147           | 554           | 55           | 181           | 90            | 92            | 116           | 154           | 238           | 228           | 47        |
| 440                  | 160            | 148           | 132           | 306           | 50           | 133           | 51            | 82            | 77            | 94            | 146           | 122           | 48        |
| 3 056                | 2 109          | 906           | 41            | 2 957         | 22           | 99            | 79            | 19            | 1 555         | 478           | 446           | 576           | 49        |
| 88                   | 54             | 17            | 17            | 86            | 15           | 2             | -             | 2             | 47            | 10            | 27            | 3             | 50        |
| 409                  | 171            | 133           | 105           | 341           | 64           | 68            | 27            | 40            | 59            | 88            | 69            | 193           | 51        |
| 1 992                | 837            | 606           | 549           | 1 446         | 186          | 546           | 183           | 363           | 535           | 479           | 531           | 446           | 52        |
| 460                  | 129            | 198           | 132           | 315           | 54           | 145           | 66            | 79            | 67            | 93            | 189           | 110           | 53        |
| 1 745                | 442            | 873           | 430           | 1 110         | 92           | 635           | 297           | 339           | 309           | 446           | 481           | 509           | 54        |
| 20 008               | 6 342          | 8 145         | 5 521         | 14 934        | 2 633        | 5 074         | 2 157         | 2 888         | 3 435         | 5 552         | 6 814         | 4 207         | 55        |
| 20 995               | 7 011          | 10 685        | 3 298         | 15 597        | 891          | 5 397         | 2 955         | 2 407         | 3 620         | 5 168         | 7 568         | 4 638         | 56        |
| 9 228                | 2 626          | 5 250         | 1 352         | 6 363         | 255          | 2 865         | 1 749         | 1 097         | 1 898         | 2 057         | 3 328         | 1 945         | 57        |
| 3 682                | 916            | 2 110         | 655           | 2 451         | 116          | 1 231         | 684           | 540           | 924           | 752           | 1 216         | 790           | 58        |
| 2 150                | 545            | 1 210         | 395           | 1 451         | 82           | 699           | 383           | 313           | 619           | 395           | 612           | 524           | 59        |
| 789                  | 223            | 350           | 217           | 515           | 67           | 275           | 122           | 150           | 228           | 144           | 202           | 216           | 60        |
| 1 745                | 442            | 873           | 430           | 1 110         | 92           | 635           | 297           | 339           | 309           | 446           | 481           | 509           | 61        |
| 5 848                | 1 529          | 2 972         | 1 347         | 3 804         | 311          | 2 044         | 996           | 1 035         | 1 094         | 1 289         | 2 077         | 1 388         | 62        |
| <b>21</b>            | <b>20</b>      | <b>23</b>     | <b>16</b>     | <b>21</b>     | <b>15</b>    | <b>22</b>     | <b>24</b>     | <b>20</b>     | <b>23</b>     | <b>19</b>     | <b>21</b>     | <b>21</b>     | <b>63</b> |
| 2 666                | 836            | 869           | 961           | 1 815         | 399          | 851           | 286           | 562           | 585           | 756           | 767           | 558           | 64        |
| 12 849               | 4 937          | 4 790         | 3 122         | 10 661        | 1 878        | 2 188         | 937           | 1 244         | 2 488         | 3 491         | 3 974         | 2 896         | 65        |
| 12 594               | 4 562          | 5 859         | 2 173         | 9 722         | 748          | 2 872         | 1 425         | 1 425         | 2 236         | 3 021         | 4 649         | 2 689         | 66        |
| 15 982               | 4 821          | 8 799         | 2 361         | 11 449        | 482          | 4 533         | 2 614         | 1 879         | 2 887         | 3 802         | 5 907         | 3 386         | 67        |
| 7 011                | 1 604          | 4 218         | 1 189         | 4 547         | 197          | 2 464         | 1 460         | 992           | 1 400         | 1 661         | 2 442         | 1 508         | 68        |
| 4 488                | 767            | 2 587         | 1 134         | 2 508         | 215          | 1 980         | 1 051         | 920           | 875           | 1 017         | 1 631         | 965           | 69        |
| 1 261                | 136            | 627           | 498           | 607           | 125          | 654           | 279           | 373           | 253           | 320           | 370           | 318           | 70        |
| 1 745                | 442            | 873           | 430           | 1 110         | 92           | 635           | 297           | 339           | 309           | 446           | 481           | 509           | 71        |
| 5 848                | 1 529          | 2 972         | 1 347         | 3 804         | 311          | 2 044         | 996           | 1 035         | 1 094         | 1 289         | 2 077         | 1 388         | 72        |
| <b>10</b>            | <b>8</b>       | <b>13</b>     | <b>9</b>      | <b>9</b>      | <b>4</b>     | <b>14</b>     | <b>15</b>     | <b>12</b>     | <b>10</b>     | <b>10</b>     | <b>11</b>     | <b>10</b>     | <b>73</b> |

**Table 2-24. Journey to Work—Occupied Units—Con.**

[Numbers in thousands. Consistent with the 1990 Census. ... means not applicable or sample too small. – means zero or rounds to zero]

| Characteristics   | Total occupied units | Tenure |        | Housing unit characteristics |              |                   |          | Household characteristics |          |                             |                    |                     |
|---|----------------------|--------|--------|------------------------------|--------------|-------------------|----------|---------------------------|----------|-----------------------------|--------------------|---------------------|
|   |                      | Owner  | Renter | New construction 4 years     | Mobile homes | Physical problems |          | Black                     | Hispanic | Elderly (65 years and over) | Moved in past year | Below poverty level |
|   |                      |        |        |                              |              | Severe            | Moderate |                           |          |                             |                    |                     |
| <b>Departure Time to Work for Householder<sup>1</sup></b> |                      |        |        |                              |              |                   |          |                           |          |                             |                    |                     |
| 1 12:00 a.m. to 2:59 a.m. ....                            | 417                  | 259    | 158    | 28                           | 23           | 8                 | 27       | 63                        | 35       | 19                          | 84                 | 26                  |
| 2 3:00 a.m. to 5:59 a.m. ....                             | 7 084                | 4 908  | 2 176  | 487                          | 659          | 102               | 329      | 886                       | 881      | 131                         | 1 241              | 356                 |
| 3 6:00 a.m. to 6:59 a.m. ....                             | 12 613               | 8 907  | 3 707  | 918                          | 973          | 187               | 584      | 1 377                     | 1 357    | 289                         | 2 307              | 656                 |
| 4 7:00 a.m. to 7:29 a.m. ....                             | 9 510                | 6 496  | 3 013  | 617                          | 418          | 99                | 369      | 1 071                     | 890      | 238                         | 1 749              | 439                 |
| 5 7:30 a.m. to 7:59 a.m. ....                             | 8 327                | 5 469  | 2 858  | 626                          | 356          | 140               | 290      | 918                       | 668      | 244                         | 1 680              | 450                 |
| 6 8:00 a.m. to 8:29 a.m. ....                             | 6 736                | 4 412  | 2 324  | 440                          | 326          | 138               | 277      | 738                       | 609      | 309                         | 1 253              | 395                 |
| 7 8:30 a.m. to 8:59 a.m. ....                             | 3 043                | 1 880  | 1 163  | 183                          | 114          | 51                | 161      | 300                       | 240      | 154                         | 582                | 247                 |
| 8 9:00 a.m. to 9:59 a.m. ....                             | 2 897                | 1 673  | 1 224  | 148                          | 107          | 44                | 150      | 337                       | 276      | 254                         | 664                | 262                 |
| 9 10:00 a.m. to 3:59 p.m. ....                            | 4 963                | 2 693  | 2 270  | 255                          | 333          | 136               | 312      | 882                       | 545      | 274                         | 1 274              | 517                 |
| 10 4:00 p.m. to 11:59 p.m. ....                           | 3 095                | 1 661  | 1 434  | 181                          | 256          | 78                | 195      | 584                       | 282      | 99                          | 825                | 323                 |
| 11 Not reported .....                                     | 4 015                | 2 629  | 1 385  | 248                          | 266          | 86                | 161      | 545                       | 305      | 138                         | 797                | 283                 |

<sup>1</sup>Does not add to total because those that worked at home were not included.

| Total occupied units | In MSAs        |         | Outside MSAs | Urban |              | Rural |         |              | Regions   |         |       |       |    |
|----------------------|----------------|---------|--------------|-------|--------------|-------|---------|--------------|-----------|---------|-------|-------|----|
|                      | Central cities | Suburbs |              | Total | Outside MSAs | Total | Suburbs | Outside MSAs | Northeast | Midwest | South | West  |    |
| 417                  | 145            | 179     | 93           | 296   | 40           | 122   | 68      | 53           | 63        | 100     | 156   | 98    | 1  |
| 7 084                | 1 760          | 3 573   | 1 751        | 4 565 | 527          | 2 519 | 1 280   | 1 224        | 1 012     | 2 059   | 2 263 | 1 750 | 2  |
| 12 613               | 3 294          | 6 416   | 2 902        | 8 467 | 861          | 4 146 | 2 085   | 2 042        | 2 264     | 3 307   | 4 395 | 2 648 | 3  |
| 9 510                | 2 812          | 4 855   | 1 843        | 6 840 | 613          | 2 669 | 1 430   | 1 230        | 1 678     | 2 223   | 3 440 | 2 169 | 4  |
| 8 327                | 2 636          | 3 985   | 1 707        | 6 143 | 664          | 2 184 | 1 122   | 1 043        | 1 573     | 2 045   | 3 007 | 1 703 | 5  |
| 6 736                | 2 261          | 3 323   | 1 153        | 5 157 | 395          | 1 580 | 812     | 757          | 1 557     | 1 328   | 2 322 | 1 529 | 6  |
| 3 043                | 1 094          | 1 479   | 470          | 2 432 | 178          | 611   | 315     | 291          | 682       | 636     | 1 012 | 713   | 7  |
| 2 897                | 1 107          | 1 387   | 404          | 2 354 | 172          | 543   | 304     | 231          | 572       | 609     | 951   | 764   | 8  |
| 4 963                | 1 760          | 2 108   | 1 095        | 3 735 | 430          | 1 228 | 559     | 665          | 985       | 1 317   | 1 595 | 1 066 | 9  |
| 3 095                | 1 073          | 1 368   | 655          | 2 286 | 275          | 809   | 421     | 380          | 530       | 881     | 1 074 | 609   | 10 |
| 4 015                | 1 252          | 2 049   | 714          | 2 840 | 201          | 1 175 | 652     | 513          | 902       | 853     | 1 601 | 659   | 11 |

**Table 2-25. Units in Structure by Selected Characteristics—Occupied Units**

[Numbers in thousands. Consistent with the 1990 Census. ... means not applicable or sample too small. — means zero or rounds to zero]

| Characteristics                          | Total          | 1, detached   | 1, attached  | Multiunit     |              |              |              |              |              | Mobile homes |
|--|----------------|---------------|--------------|---------------|--------------|--------------|--------------|--------------|--------------|--------------|
|  |                |               |              | Total         | 2 to 4       | 5 to 9       | 10 to 19     | 20 to 49     | 50 or more   |              |
| <b>Total</b> .....                       | <b>102 803</b> | <b>64 536</b> | <b>6 963</b> | <b>24 518</b> | <b>8 572</b> | <b>4 847</b> | <b>4 416</b> | <b>3 343</b> | <b>3 341</b> | <b>6 785</b> |
| <b>Race and Origin</b>                   |                |               |              |               |              |              |              |              |              |              |
| White .....                              | 83 624         | 55 728        | 4 917        | 16 996        | 6 059        | 3 340        | 3 070        | 2 328        | 2 200        | 5 983        |
| Non-Hispanic .....                       | 76 891         | 52 194        | 4 437        | 14 578        | 5 269        | 2 828        | 2 660        | 1 908        | 1 913        | 5 681        |
| Hispanic .....                           | 6 733          | 3 534         | 479          | 2 418         | 790          | 511          | 411          | 420          | 287          | 301          |
| Black .....                              | 12 936         | 6 076         | 1 411        | 4 863         | 1 728        | 1 022        | 804          | 593          | 716          | 586          |
| American Indian, Eskimo, and Aleut ..... | 666            | 365           | 34           | 193           | 76           | 31           | 52           | 16           | 18           | 74           |
| Asian and Pacific Islander .....         | 3 049          | 1 433         | 309          | 1 265         | 319          | 250          | 266          | 197          | 233          | 41           |
| Other .....                              | 2 528          | 933           | 292          | 1 202         | 390          | 205          | 223          | 210          | 174          | 101          |
| Total Hispanic .....                     | 9 041          | 4 372         | 740          | 3 527         | 1 137        | 725          | 613          | 605          | 447          | 401          |
| <b>Cooperatives and Condominiums</b>     |                |               |              |               |              |              |              |              |              |              |
| Cooperatives .....                       | 588            | 46            | 78           | 450           | 45           | 44           | 39           | 65           | 257          | 13           |
| Condominiums .....                       | 4 438          | 268           | 1 395        | 2 770         | 619          | 591          | 534          | 465          | 560          | 4            |
| <b>Year Structure Built<sup>1</sup></b>  |                |               |              |               |              |              |              |              |              |              |
| 2000 to 2004 .....                       | —              | —             | —            | —             | —            | —            | —            | —            | —            | —            |
| 1995 to 1999 .....                       | 7 402          | 4 361         | 581          | 1 025         | 224          | 251          | 270          | 200          | 80           | 1 436        |
| 1990 to 1994 .....                       | 6 547          | 4 049         | 537          | 996           | 254          | 215          | 238          | 163          | 126          | 965          |
| 1985 to 1989 .....                       | 8 007          | 4 116         | 801          | 2 336         | 469          | 560          | 681          | 342          | 285          | 753          |
| 1980 to 1984 .....                       | 6 753          | 3 259         | 658          | 2 070         | 562          | 477          | 471          | 306          | 253          | 766          |
| 1975 to 1979 .....                       | 10 472         | 6 148         | 794          | 2 496         | 606          | 585          | 548          | 337          | 420          | 1 035        |
| 1970 to 1974 .....                       | 10 144         | 5 210         | 698          | 3 164         | 733          | 675          | 690          | 470          | 594          | 1 073        |
| 1960 to 1969 .....                       | 14 228         | 9 554         | 718          | 3 354         | 855          | 636          | 693          | 521          | 649          | 602          |
| 1950 to 1959 .....                       | 12 295         | 9 944         | 450          | 1 798         | 738          | 290          | 246          | 198          | 326          | 103          |
| 1940 to 1949 .....                       | 7 426          | 5 452         | 439          | 1 519         | 813          | 256          | 115          | 162          | 173          | 16           |
| 1930 to 1939 .....                       | 5 731          | 3 934         | 362          | 1 398         | 800          | 213          | 106          | 152          | 127          | 38           |
| 1920 to 1929 .....                       | 4 963          | 3 068         | 364          | 1 531         | 842          | 218          | 116          | 185          | 171          | —            |
| 1919 or earlier .....                    | 8 835          | 5 441         | 563          | 2 831         | 1 675        | 470          | 241          | 308          | 137          | —            |
| <b>Median</b> .....                      | <b>1969</b>    | <b>1965</b>   | <b>1974</b>  | <b>1969</b>   | <b>1952</b>  | <b>1973</b>  | <b>1975</b>  | <b>1972</b>  | <b>1971</b>  | <b>1983</b>  |
| <b>Rooms</b>                             |                |               |              |               |              |              |              |              |              |              |
| 1 room .....                             | 407            | 26            | 21           | 358           | 30           | 84           | 38           | 113          | 94           | 2            |
| 2 rooms .....                            | 1 014          | 96            | 78           | 829           | 175          | 136          | 130          | 170          | 218          | 11           |
| 3 rooms .....                            | 8 973          | 751           | 728          | 7 264         | 1 660        | 1 326        | 1 432        | 1 341        | 1 504        | 230          |
| 4 rooms .....                            | 19 390         | 5 375         | 2 019        | 9 594         | 3 377        | 2 131        | 1 954        | 1 182        | 951          | 2 402        |
| 5 rooms .....                            | 23 733         | 14 878        | 1 640        | 4 564         | 2 083        | 872          | 718          | 430          | 461          | 2 651        |
| 6 rooms .....                            | 21 662         | 17 636        | 1 561        | 1 522         | 973          | 254          | 122          | 91           | 80           | 943          |
| 7 rooms .....                            | 13 457         | 12 163        | 592          | 289           | 194          | 35           | 14           | 14           | 31           | 412          |
| 8 rooms .....                            | 7 985          | 7 662         | 182          | 38            | 28           | 6            | 2            | 2            | —            | 102          |
| 9 rooms .....                            | 3 565          | 3 455         | 64           | 22            | 22           | —            | —            | —            | —            | 21           |
| 10 rooms or more .....                   | 2 618          | 2 495         | 78           | 36            | 30           | 2            | 2            | —            | 3            | 9            |
| <b>Bedrooms</b>                          |                |               |              |               |              |              |              |              |              |              |
| None .....                               | 858            | 58            | 60           | 738           | 86           | 149          | 102          | 198          | 203          | 2            |
| 1 .....                                  | 11 986         | 1 322         | 981          | 9 365         | 2 266        | 1 725        | 1 854        | 1 647        | 1 874        | 318          |
| 2 .....                                  | 29 166         | 11 666        | 3 114        | 11 389        | 4 451        | 2 421        | 2 172        | 1 301        | 1 044        | 2 998        |
| 3 .....                                  | 43 103         | 34 931        | 2 327        | 2 699         | 1 562        | 506          | 257          | 176          | 197          | 3 146        |
| 4 or more .....                          | 17 689         | 16 559        | 481          | 327           | 207          | 46           | 31           | 21           | 23           | 322          |
| <b>Complete Bathrooms</b>                |                |               |              |               |              |              |              |              |              |              |
| None .....                               | 676            | 305           | 41           | 295           | 62           | 77           | 39           | 64           | 54           | 35           |
| 1 .....                                  | 42 838         | 19 459        | 2 900        | 18 052        | 6 641        | 3 395        | 3 020        | 2 508        | 2 487        | 2 426        |
| 1 and one-half .....                     | 16 189         | 11 751        | 1 522        | 2 178         | 876          | 459          | 399          | 189          | 263          | 739          |
| 2 or more .....                          | 43 100         | 33 021        | 2 501        | 3 992         | 993          | 916          | 964          | 583          | 537          | 3 586        |
| <b>Square Footage of Unit</b>            |                |               |              |               |              |              |              |              |              |              |
| Single detached and mobile homes .....   | 71 321         | 64 536        | ...          | ...           | ...          | ...          | ...          | ...          | ...          | 6 785        |
| Less than 500 .....                      | 844            | 538           | ...          | ...           | ...          | ...          | ...          | ...          | ...          | 306          |
| 500 to 749 .....                         | 2 178          | 1 280         | ...          | ...           | ...          | ...          | ...          | ...          | ...          | 898          |
| 750 to 999 .....                         | 5 314          | 3 601         | ...          | ...           | ...          | ...          | ...          | ...          | ...          | 1 713        |
| 1,000 to 1,499 .....                     | 17 369         | 15 191        | ...          | ...           | ...          | ...          | ...          | ...          | ...          | 2 177        |
| 1,500 to 1,999 .....                     | 16 153         | 15 329        | ...          | ...           | ...          | ...          | ...          | ...          | ...          | 824          |
| 2,000 to 2,499 .....                     | 10 782         | 10 579        | ...          | ...           | ...          | ...          | ...          | ...          | ...          | 203          |
| 2,500 to 2,999 .....                     | 5 507          | 5 457         | ...          | ...           | ...          | ...          | ...          | ...          | ...          | 51           |
| 3,000 to 3,999 .....                     | 4 913          | 4 886         | ...          | ...           | ...          | ...          | ...          | ...          | ...          | 27           |
| 4,000 or more .....                      | 3 183          | 3 144         | ...          | ...           | ...          | ...          | ...          | ...          | ...          | 39           |
| Not reported .....                       | 5 077          | 4 531         | ...          | ...           | ...          | ...          | ...          | ...          | ...          | 546          |
| <b>Median</b> .....                      | <b>1 730</b>   | <b>1 806</b>  | ...          | ...           | ...          | ...          | ...          | ...          | ...          | <b>1 046</b> |
| <b>Persons per Room</b>                  |                |               |              |               |              |              |              |              |              |              |
| 0.50 or less .....                       | 70 972         | 45 532        | 4 828        | 16 317        | 5 553        | 3 197        | 3 059        | 2 161        | 2 347        | 4 296        |
| 0.51 to 1.00 .....                       | 29 259         | 17 900        | 1 924        | 7 128         | 2 621        | 1 457        | 1 217        | 980          | 854          | 2 306        |
| 1.01 to 1.50 .....                       | 2 127          | 937           | 171          | 856           | 328          | 160          | 125          | 142          | 102          | 163          |
| 1.51 or more .....                       | 444            | 167           | 40           | 217           | 69           | 33           | 15           | 61           | 38           | 20           |
| <b>Square Feet per Person</b>            |                |               |              |               |              |              |              |              |              |              |
| Single detached and mobile homes .....   | 71 321         | 64 536        | ...          | ...           | ...          | ...          | ...          | ...          | ...          | 6 785        |
| Less than 200 .....                      | 1 688          | 1 226         | ...          | ...           | ...          | ...          | ...          | ...          | ...          | 462          |
| 200 to 299 .....                         | 4 222          | 3 347         | ...          | ...           | ...          | ...          | ...          | ...          | ...          | 874          |
| 300 to 399 .....                         | 6 409          | 5 395         | ...          | ...           | ...          | ...          | ...          | ...          | ...          | 1 014        |
| 400 to 499 .....                         | 7 061          | 6 185         | ...          | ...           | ...          | ...          | ...          | ...          | ...          | 876          |
| 500 to 599 .....                         | 6 467          | 5 962         | ...          | ...           | ...          | ...          | ...          | ...          | ...          | 505          |
| 600 to 699 .....                         | 6 548          | 5 990         | ...          | ...           | ...          | ...          | ...          | ...          | ...          | 558          |
| 700 to 799 .....                         | 5 244          | 4 784         | ...          | ...           | ...          | ...          | ...          | ...          | ...          | 460          |
| 800 to 899 .....                         | 4 238          | 3 885         | ...          | ...           | ...          | ...          | ...          | ...          | ...          | 352          |
| 900 to 999 .....                         | 3 934          | 3 539         | ...          | ...           | ...          | ...          | ...          | ...          | ...          | 395          |
| 1,000 to 1,499 .....                     | 11 294         | 10 723        | ...          | ...           | ...          | ...          | ...          | ...          | ...          | 570          |
| 1,500 or more .....                      | 9 139          | 8 968         | ...          | ...           | ...          | ...          | ...          | ...          | ...          | 172          |
| Not reported .....                       | 5 077          | 4 531         | ...          | ...           | ...          | ...          | ...          | ...          | ...          | 546          |
| <b>Median</b> .....                      | <b>714</b>     | <b>740</b>    | ...          | ...           | ...          | ...          | ...          | ...          | ...          | <b>488</b>   |

**Table 2-25. Units in Structure by Selected Characteristics—Occupied Units—Con.**

[Numbers in thousands. Consistent with the 1990 Census. ... means not applicable or sample too small. — means zero or rounds to zero]

| Characteristics   | Total   | 1, detached | 1, attached | Multiunit |        |        |          |          |            | Mobile homes |
|---|---------|-------------|-------------|-----------|--------|--------|----------|----------|------------|--------------|
|   |         |             |             | Total     | 2 to 4 | 5 to 9 | 10 to 19 | 20 to 49 | 50 or more |              |
| <b>Equipment<sup>2</sup></b>                                    |         |             |             |           |        |        |          |          |            |              |
| Lacking complete kitchen facilities                             | 1 744   | 315         | 47          | 1 323     | 401    | 280    | 213      | 242      | 187        | 59           |
| With complete kitchen (sink, refrigerator, and oven or burners) | 101 059 | 64 221      | 6 917       | 23 196    | 8 170  | 4 567  | 4 203    | 3 102    | 3 154      | 6 726        |
| Kitchen sink  | 102 439 | 64 427      | 6 942       | 24 295    | 8 551  | 4 787  | 4 395    | 3 272    | 3 291      | 6 775        |
| Refrigerator  | 102 360 | 64 346      | 6 943       | 24 304    | 8 537  | 4 785  | 4 393    | 3 293    | 3 297      | 6 766        |
| Cooking stove or range  | 101 955 | 64 229      | 6 908       | 24 112    | 8 469  | 4 774  | 4 360    | 3 248    | 3 261      | 6 706        |
| Burners, no stove or range                                      | 141     | 48          | 19          | 64        | 26     | 8      | 15       | 7        | 8          | 11           |
| Microwave oven only   | 343     | 145         | 23          | 151       | 46     | 14     | 12       | 5        | 24         | 25           |
| Dishwasher  | 57 703  | 40 496      | 4 205       | 10 364    | 2 628  | 2 251  | 2 637    | 1 491    | 1 356      | 2 638        |
| Washing machine   | 80 543  | 61 104      | 5 133       | 8 418     | 4 024  | 1 636  | 1 442    | 760      | 555        | 5 887        |
| Clothes dryer   | 76 454  | 58 731      | 4 783       | 7 430     | 3 534  | 1 470  | 1 380    | 636      | 409        | 5 511        |
| Disposal in kitchen sink  | 45 345  | 29 016      | 4 000       | 11 408    | 2 587  | 2 636  | 2 870    | 1 773    | 1 542      | 921          |
| Trash compactor   | 3 858   | 2 872       | 247         | 659       | 148    | 136    | 120      | 100      | 155        | 79           |
| <b>Air conditioning:</b>  |         |             |             |           |        |        |          |          |            |              |
| Central   | 54 878  | 36 791      | 3 976       | 10 383    | 2 522  | 2 430  | 2 536    | 1 480    | 1 415      | 3 728        |
| Additional central  | 3 330   | 2 579       | 155         | 431       | 94     | 107    | 108      | 76       | 46         | 166          |
| 1 room unit   | 16 277  | 8 484       | 943         | 5 606     | 2 221  | 940    | 827      | 802      | 816        | 1 244        |
| 2 room units  | 7 499   | 4 728       | 480         | 1 773     | 903    | 223    | 185      | 199      | 263        | 518          |
| 3 room units or more  | 3 112   | 2 294       | 274         | 461       | 226    | 48     | 41       | 30       | 115        | 83           |
| <b>Main Heating Equipment</b>                                   |         |             |             |           |        |        |          |          |            |              |
| Warm-air furnace  | 62 018  | 41 608      | 4 141       | 11 174    | 4 089  | 2 380  | 2 171    | 1 303    | 1 230      | 5 096        |
| Steam or hot water system                                       | 13 153  | 6 613       | 893         | 5 629     | 2 039  | 813    | 648      | 924      | 1 205      | 19           |
| Electric heat pump  | 10 992  | 6 523       | 931         | 2 627     | 526    | 658    | 706      | 430      | 307        | 910          |
| Built-in electric units   | 4 939   | 2 294       | 348         | 2 214     | 644    | 439    | 473      | 349      | 310        | 83           |
| Floor, wall, or other built-in hot-air units without ducts      | 5 310   | 2 932       | 399         | 1 815     | 714    | 364    | 315      | 227      | 195        | 165          |
| Room heaters with flue  | 1 624   | 1 164       | 78          | 303       | 172    | 54     | 32       | 29       | 16         | 77           |
| Room heaters without flue                                       | 1 790   | 1 396       | 36          | 185       | 144    | 18     | 8        | 2        | 172        | 24           |
| Portable electric heaters                                       | 705     | 397         | 51          | 160       | 94     | 32     | 11       | 17       | 6          | 97           |
| Stoves  | 1 113   | 999         | 10          | 12        | 12     | —      | —        | —        | —          | 91           |
| Fireplaces with inserts   | 138     | 124         | 2           | 7         | —      | —      | 2        | —        | 5          | 5            |
| Fireplaces without inserts                                      | 73      | 59          | 6           | 4         | 3      | —      | 1        | —        | —          | 4            |
| Other   | 289     | 143         | 31          | 95        | 27     | 16     | 15       | 18       | 19         | 20           |
| Cooking stove   | 116     | 48          | 3           | 56        | 35     | 20     | —        | —        | 1          | 9            |
| None  | 544     | 235         | 35          | 237       | 73     | 52     | 29       | 38       | 43         | 38           |
| <b>Plumbing</b>   |         |             |             |           |        |        |          |          |            |              |
| With all plumbing facilities                                    | 101 367 | 63 865      | 6 899       | 23 882    | 8 385  | 4 694  | 4 320    | 3 240    | 3 242      | 6 720        |
| Lacking some or all plumbing facilities <sup>2</sup>            | 1 436   | 671         | 64          | 636       | 187    | 153    | 96       | 103      | 98         | 65           |
| No hot piped water  | 319     | 155         | 20          | 120       | 17     | 46     | 8        | 26       | 24         | 24           |
| No bathtub and no shower  | 316     | 140         | 16          | 147       | 18     | 49     | 18       | 32       | 30         | 13           |
| No flush toilet   | 293     | 128         | 10          | 142       | 13     | 49     | 18       | 32       | 30         | 13           |
| No exclusive use  | 1 065   | 493         | 43          | 488       | 169    | 99     | 80       | 72       | 68         | 41           |
| <b>Primary Source of Water</b>                                  |         |             |             |           |        |        |          |          |            |              |
| Public system or private company                                | 89 942  | 53 857      | 6 862       | 24 344    | 8 412  | 4 841  | 4 414    | 3 338    | 3 338      | 4 879        |
| Well serving 1 to 5 units                                       | 12 400  | 10 331      | 88          | 152       | 151    | 1      | —        | —        | —          | 1 829        |
| Drilled   | 10 774  | 9 023       | 74          | 125       | 124    | 1      | —        | —        | —          | 1 551        |
| Dug   | 1 078   | 876         | 10          | 2         | 2      | —      | —        | —        | —          | 190          |
| Not reported  | 548     | 432         | 3           | 24        | 24     | —      | —        | —        | —          | 89           |
| Other   | 460     | 347         | 14          | 8         | 4      | —      | 2        | 5        | 3          | 77           |
| <b>Units Using Each Fuel<sup>2</sup></b>                        |         |             |             |           |        |        |          |          |            |              |
| Electricity   | 102 708 | 64 476      | 6 962       | 24 488    | 8 555  | 4 844  | 4 416    | 3 336    | 3 337      | 6 781        |
| Piped gas   | 63 133  | 41 191      | 4 542       | 15 462    | 6 148  | 2 805  | 2 289    | 2 003    | 2 217      | 1 937        |
| Bottled gas   | 9 067   | 6 615       | 145         | 347       | 190    | 57     | 50       | 29       | 20         | 1 960        |
| Fuel oil  | 15 954  | 9 302       | 955         | 5 008     | 1 524  | 705    | 586      | 865      | 1 327      | 690          |
| Kerosene or other liquid fuel                                   | 1 892   | 1 261       | 65          | 65        | 35     | 6      | 13       | 6        | 6          | 501          |
| Coal or coke  | 256     | 229         | 12          | 10        | 9      | —      | —        | —        | 1          | 5            |
| Wood  | 10 496  | 9 147       | 262         | 441       | 190    | 86     | 97       | 45       | 23         | 646          |
| Solar energy  | 165     | 141         | 3           | 19        | 7      | 3      | 3        | 3        | 2          | 2            |
| Other   | 805     | 422         | 20          | 306       | 64     | 44     | 62       | 55       | 82         | 57           |
| All electric units  | 24 864  | 11 939      | 2 154       | 8 169     | 1 909  | 1 972  | 2 025    | 1 248    | 1 015      | 2 602        |
| <b>Selected Amenities<sup>2</sup></b>                           |         |             |             |           |        |        |          |          |            |              |
| Porch, deck, balcony, or patio                                  | 83 498  | 58 081      | 5 305       | 14 511    | 5 505  | 3 003  | 2 874    | 1 703    | 1 426      | 5 601        |
| Telephone available   | 98 449  | 62 501      | 6 497       | 23 034    | 8 056  | 4 521  | 4 174    | 3 113    | 3 169      | 6 417        |
| Usable fireplace  | 33 269  | 28 434      | 1 644       | 2 397     | 808    | 615    | 588      | 259      | 126        | 795          |
| Separate dining room  | 45 844  | 35 641      | 2 994       | 5 672     | 2 582  | 1 031  | 884      | 552      | 623        | 1 536        |
| With 2 or more living rooms or recreation rooms, etc.           | 30 360  | 27 499      | 1 205       | 918       | 546    | 139    | 105      | 58       | 71         | 738          |
| Garage or carport included with home                            | 60 553  | 49 435      | 3 103       | 6 391     | 2 635  | 1 153  | 991      | 729      | 883        | 1 624        |
| Not included  | 42 139  | 15 029      | 3 846       | 18 111    | 5 925  | 3 694  | 3 425    | 2 610    | 2 457      | 5 153        |
| Off-street parking included                                     | 34 662  | 13 255      | 2 846       | 13 794    | 4 307  | 3 085  | 2 988    | 1 856    | 1 559      | 4 767        |
| Off-street parking not reported                                 | 23      | 2           | 1           | 20        | 5      | —      | —        | —        | 14         | —            |
| Garage or carport not reported                                  | 110     | 72          | 14          | 16        | 11     | —      | —        | 5        | —          | 8            |
| <b>Selected Deficiencies<sup>2</sup></b>                        |         |             |             |           |        |        |          |          |            |              |
| Signs of rats in last 3 months                                  | 892     | 488         | 82          | 254       | 104    | 48     | 32       | 55       | 14         | 69           |
| Signs of mice in last 3 months                                  | 7 100   | 4 319       | 492         | 1 523     | 623    | 252    | 151      | 253      | 246        | 767          |
| Signs of rodents, not sure which kind in last 3 months          | 420     | 265         | 15          | 117       | 30     | 31     | 16       | 24       | 16         | 23           |
| Holes in floors   | 1 183   | 517         | 64          | 422       | 149    | 79     | 74       | 74       | 47         | 180          |
| Open cracks or holes (interior)                                 | 5 675   | 3 053       | 394         | 1 840     | 718    | 358    | 318      | 241      | 205        | 387          |
| Broken plaster or peeling paint (interior)                      | 2 834   | 1 528       | 222         | 968       | 371    | 154    | 140      | 178      | 126        | 116          |
| No electrical wiring  | 42      | 33          | —           | 5         | —      | —      | —        | —        | —          | 4            |
| Exposed wiring  | 623     | 348         | 51          | 177       | 73     | 40     | 29       | 11       | 24         | 47           |
| Rooms without electric outlets                                  | 1 677   | 962         | 139         | 479       | 174    | 89     | 75       | 66       | 75         | 97           |



**Table 2-25. Units in Structure by Selected Characteristics—Occupied Units—Con.**

[Numbers in thousands. Consistent with the 1990 Census. ... means not applicable or sample too small. — means zero or rounds to zero]

| Characteristics                                    | Total         | 1, detached   | 1, attached   | Multiunit     |               |               |               |               |               | Mobile homes  |
|--|---------------|---------------|---------------|---------------|---------------|---------------|---------------|---------------|---------------|---------------|
|  |               |               |               | Total         | 2 to 4        | 5 to 9        | 10 to 19      | 20 to 49      | 50 or more    |               |
| <b>Selected Physical Problems</b>                  |               |               |               |               |               |               |               |               |               |               |
| Severe physical problems <sup>2</sup> .....        | 2 052         | 925           | 111           | 921           | 269           | 191           | 133           | 169           | 160           | 95            |
| Plumbing .....                                     | 1 436         | 671           | 64            | 636           | 187           | 153           | 96            | 103           | 98            | 65            |
| Heating .....                                      | 490           | 190           | 43            | 229           | 51            | 29            | 33            | 58            | 57            | 28            |
| Electric .....                                     | 104           | 65            | 1             | 32            | 17            | 4             | —             | 7             | 4             | 6             |
| Upkeep .....                                       | 90            | 40            | 11            | 37            | 14            | 7             | 5             | 11            | —             | 2             |
| Hallways .....                                     | 7             | —             | —             | 7             | 2             | 4             | —             | —             | —             | —             |
| Moderate physical problems <sup>2</sup> .....      | 4 826         | 2 335         | 210           | 1 924         | 728           | 341           | 332           | 303           | 220           | 357           |
| Plumbing .....                                     | 219           | 112           | 18            | 74            | 16            | 17            | 22            | 11            | 7             | 15            |
| Heating .....                                      | 1 728         | 1 345         | 32            | 178           | 142           | 18            | 12            | 5             | 2             | 172           |
| Upkeep .....                                       | 1 478         | 761           | 125           | 474           | 190           | 61            | 86            | 90            | 46            | 118           |
| Hallways .....                                     | 125           | —             | —             | 125           | 44            | 27            | 31            | 16            | 6             | —             |
| Kitchen .....                                      | 1 512         | 237           | 45            | 1 177         | 382           | 232           | 200           | 203           | 160           | 52            |
| <b>Persons</b>                                     |               |               |               |               |               |               |               |               |               |               |
| 1 person .....                                     | 26 901        | 11 999        | 2 271         | 10 821        | 3 115         | 2 099         | 2 034         | 1 610         | 1 962         | 1 810         |
| 2 persons .....                                    | 33 817        | 22 298        | 2 234         | 7 024         | 2 545         | 1 406         | 1 357         | 953           | 762           | 2 261         |
| 3 persons .....                                    | 16 643        | 11 230        | 1 052         | 3 186         | 1 339         | 691           | 520           | 340           | 295           | 1 175         |
| 4 persons .....                                    | 15 210        | 11 221        | 849           | 2 147         | 914           | 407           | 352           | 281           | 193           | 993           |
| 5 persons .....                                    | 6 652         | 5 076         | 359           | 852           | 416           | 162           | 102           | 100           | 72            | 364           |
| 6 persons .....                                    | 2 280         | 1 701         | 127           | 338           | 156           | 60            | 38            | 48            | 37            | 114           |
| 7 persons or more .....                            | 1 300         | 1 011         | 71            | 150           | 86            | 22            | 13            | 11            | 19            | 68            |
| <b>Persons 65 Years Old and Over</b>               |               |               |               |               |               |               |               |               |               |               |
| None .....   | 79 214        | 48 223        | 5 595         | 20 104        | 7 254         | 4 232         | 3 864         | 2 686         | 2 069         | 5 291         |
| 1 person .....                                     | 15 773        | 10 174        | 920           | 3 582         | 1 018         | 498           | 444           | 543           | 1 079         | 1 096         |
| 2 persons or more .....                            | 7 816         | 6 138         | 448           | 832           | 300           | 117           | 108           | 114           | 193           | 398           |
| <b>Age of Householder</b>                          |               |               |               |               |               |               |               |               |               |               |
| Under 25 years .....                               | 5 734         | 1 380         | 603           | 3 388         | 1 142         | 770           | 785           | 441           | 250           | 363           |
| 25 to 29 .....                                     | 8 470         | 3 284         | 802           | 3 644         | 1 307         | 813           | 719           | 480           | 325           | 739           |
| 30 to 34 .....                                     | 10 326        | 5 593         | 843           | 3 100         | 1 112         | 702           | 616           | 385           | 286           | 789           |
| 35 to 44 .....                                     | 23 505        | 15 719        | 1 510         | 4 835         | 1 768         | 953           | 903           | 708           | 504           | 1 440         |
| 45 to 54 .....                                     | 20 048        | 14 279        | 1 201         | 3 442         | 1 260         | 668           | 484           | 432           | 1 126         | 1 126         |
| 55 to 64 .....                                     | 13 298        | 9 566         | 791           | 1 976         | 779           | 370           | 286           | 209           | 331           | 965           |
| 65 to 74 .....                                     | 11 041        | 7 856         | 620           | 1 821         | 586           | 249           | 277           | 268           | 441           | 745           |
| 75 years and over .....                            | 10 382        | 6 859         | 592           | 2 313         | 619           | 321           | 234           | 368           | 771           | 617           |
| <b>Median</b> .....                                | <b>47</b>     | <b>49</b>     | <b>43</b>     | <b>39</b>     | <b>39</b>     | <b>36</b>     | <b>36</b>     | <b>40</b>     | <b>52</b>     | <b>46</b>     |
| <b>Household Composition by Age of Householder</b> |               |               |               |               |               |               |               |               |               |               |
| 2-or-more-person households .....                  | 75 902        | 52 537        | 4 692         | 13 697        | 5 457         | 2 747         | 2 382         | 1 733         | 1 378         | 4 975         |
| Married-couple families, no nonrelatives .....     | 53 169        | 41 032        | 2 686         | 6 062         | 2 516         | 1 070         | 996           | 813           | 666           | 3 390         |
| Under 25 years .....                               | 1 374         | 525           | 172           | 516           | 216           | 118           | 113           | 55            | 14            | 161           |
| 25 to 29 years .....                               | 3 579         | 1 963         | 275           | 971           | 398           | 179           | 198           | 133           | 63            | 370           |
| 30 to 34 years .....                               | 5 549         | 3 758         | 375           | 942           | 352           | 218           | 166           | 120           | 86            | 473           |
| 35 to 44 years .....                               | 13 571        | 10 936        | 591           | 1 327         | 555           | 230           | 202           | 209           | 131           | 718           |
| 45 to 64 years .....                               | 19 870        | 16 525        | 783           | 1 411         | 665           | 200           | 187           | 178           | 181           | 1 152         |
| 65 years and over .....                            | 9 226         | 7 325         | 490           | 895           | 330           | 125           | 130           | 119           | 191           | 516           |
| Other male householder .....                       | 8 035         | 4 191         | 600           | 2 642         | 987           | 553           | 516           | 342           | 245           | 602           |
| Under 45 years .....                               | 5 384         | 2 359         | 444           | 2 182         | 788           | 479           | 454           | 285           | 176           | 400           |
| 45 to 64 years .....                               | 1 955         | 1 335         | 122           | 352           | 151           | 62            | 48            | 49            | 42            | 147           |
| 65 years and over .....                            | 696           | 497           | 35            | 109           | 48            | 11            | 14            | 8             | 27            | 55            |
| Other female householder .....                     | 14 697        | 7 314         | 1 406         | 4 993         | 1 954         | 1 125         | 870           | 578           | 467           | 984           |
| Under 45 years .....                               | 8 827         | 3 479         | 941           | 3 778         | 1 439         | 894           | 693           | 455           | 296           | 629           |
| 45 to 64 years .....                               | 3 992         | 2 489         | 358           | 923           | 398           | 181           | 148           | 97            | 100           | 222           |
| 65 years and over .....                            | 1 878         | 1 346         | 107           | 292           | 117           | 50            | 29            | 26            | 71            | 133           |
| 1-person households .....                          | 26 901        | 11 999        | 2 271         | 10 821        | 3 115         | 2 099         | 2 034         | 1 610         | 1 962         | 1 810         |
| Male householder .....                             | 11 608        | 4 874         | 893           | 5 026         | 1 468         | 1 026         | 1 009         | 755           | 768           | 815           |
| Under 45 years .....                               | 5 799         | 1 936         | 481           | 2 998         | 928           | 646           | 680           | 417           | 327           | 385           |
| 45 to 64 years .....                               | 3 444         | 1 600         | 291           | 1 304         | 364           | 264           | 241           | 205           | 230           | 249           |
| 65 years and over .....                            | 2 365         | 1 339         | 121           | 724           | 177           | 116           | 88            | 132           | 211           | 181           |
| Female householder .....                           | 15 293        | 7 125         | 1 378         | 5 796         | 1 647         | 1 074         | 1 025         | 856           | 1 194         | 994           |
| Under 45 years .....                               | 3 951         | 1 021         | 480           | 2 254         | 653           | 473           | 516           | 339           | 272           | 196           |
| 45 to 64 years .....                               | 4 084         | 1 896         | 438           | 1 428         | 460           | 333           | 259           | 165           | 210           | 322           |
| 65 years and over .....                            | 7 258         | 4 208         | 460           | 2 114         | 533           | 268           | 250           | 351           | 712           | 476           |
| <b>Household Income</b>                            |               |               |               |               |               |               |               |               |               |               |
| Less than \$5,000 .....                            | 5 839         | 2 723         | 457           | 2 253         | 755           | 458           | 384           | 313           | 343           | 406           |
| \$5,000 to \$9,999 .....                           | 6 728         | 2 958         | 470           | 2 536         | 821           | 459           | 398           | 349           | 510           | 764           |
| \$10,000 to \$14,999 .....                         | 7 780         | 3 820         | 502           | 2 687         | 927           | 530           | 398           | 393           | 439           | 771           |
| \$15,000 to \$19,999 .....                         | 7 037         | 3 471         | 511           | 2 301         | 822           | 460           | 411           | 342           | 267           | 755           |
| \$20,000 to \$24,999 .....                         | 7 369         | 3 789         | 525           | 2 386         | 848           | 534           | 453           | 277           | 273           | 669           |
| \$25,000 to \$29,999 .....                         | 6 867         | 3 824         | 543           | 1 995         | 711           | 416           | 363           | 314           | 191           | 506           |
| \$30,000 to \$34,999 .....                         | 7 469         | 4 176         | 581           | 2 054         | 799           | 405           | 394           | 249           | 207           | 657           |
| \$35,000 to \$39,999 .....                         | 5 951         | 3 485         | 459           | 1 482         | 517           | 339           | 275           | 201           | 149           | 525           |
| \$40,000 to \$49,999 .....                         | 9 778         | 6 365         | 708           | 2 121         | 762           | 391           | 477           | 233           | 258           | 584           |
| \$50,000 to \$59,999 .....                         | 8 184         | 5 859         | 490           | 1 369         | 478           | 281           | 244           | 208           | 159           | 466           |
| \$60,000 to \$79,999 .....                         | 11 985        | 9 084         | 749           | 1 731         | 609           | 307           | 338           | 244           | 233           | 420           |
| \$80,000 to \$99,999 .....                         | 6 548         | 5 497         | 342           | 591           | 231           | 103           | 111           | 66            | 80            | 118           |
| \$100,000 to \$119,999 .....                       | 4 064         | 3 321         | 255           | 414           | 108           | 74            | 98            | 57            | 77            | 74            |
| \$120,000 or more .....                            | 7 203         | 6 163         | 371           | 598           | 183           | 90            | 73            | 97            | 155           | 72            |
| <b>Median</b> .....                                | <b>36 942</b> | <b>46 318</b> | <b>34 073</b> | <b>25 242</b> | <b>25 797</b> | <b>24 838</b> | <b>27 264</b> | <b>24 952</b> | <b>22 050</b> | <b>25 280</b> |
| As percent of poverty level:                       |               |               |               |               |               |               |               |               |               |               |
| Less than 50 percent .....                         | 6 526         | 2 989         | 541           | 2 497         | 910           | 487           | 432           | 331           | 337           | 500           |
| 50 to 99 .....                                     | 7 738         | 3 422         | 555           | 2 882         | 939           | 569           | 446           | 413           | 516           | 878           |
| 100 to 149 .....                                   | 9 268         | 4 734         | 631           | 2 880         | 1 022         | 557           | 434           | 458           | 409           | 1 022         |
| 150 to 199 .....                                   | 9 669         | 5 352         | 620           | 2 782         | 1 032         | 583           | 500           | 334           | 333           | 914           |
| 200 percent or more .....                          | 69 602        | 48 039        | 4 616         | 13 477        | 4 669         | 2 650         | 2 605         | 1 807         | 1 746         | 3 470         |

**Table 2-25. Units in Structure by Selected Characteristics—Occupied Units—Con.**

[Numbers in thousands. Consistent with the 1990 Census. ... means not applicable or sample too small. — means zero or rounds to zero]

| Characteristics   | Total         | 1, detached   | 1, attached   | Multiunit     |               |               |               |               |               | Mobile homes  |
|---|---------------|---------------|---------------|---------------|---------------|---------------|---------------|---------------|---------------|---------------|
|   |               |               |               | Total         | 2 to 4        | 5 to 9        | 10 to 19      | 20 to 49      | 50 or more    |               |
| <b>Income of Families and Primary Individuals</b>                     |               |               |               |               |               |               |               |               |               |               |
| Less than \$5,000 .....   | 6 376         | 2 900         | 493           | 2 529         | 871           | 503           | 443           | 345           | 367           | 454           |
| \$5,000 to \$9,999 .....  | 7 002         | 3 059         | 487           | 2 689         | 884           | 482           | 429           | 372           | 522           | 767           |
| \$10,000 to \$14,999 .....  | 8 179         | 3 916         | 546           | 2 888         | 980           | 599           | 441           | 425           | 444           | 829           |
| \$15,000 to \$19,999 .....  | 7 238         | 3 582         | 540           | 2 352         | 867           | 473           | 413           | 338           | 261           | 765           |
| \$20,000 to \$24,999 .....  | 7 565         | 3 870         | 564           | 2 446         | 852           | 548           | 474           | 289           | 283           | 685           |
| \$25,000 to \$29,999 .....  | 7 020         | 3 941         | 566           | 2 037         | 723           | 419           | 381           | 306           | 208           | 477           |
| \$30,000 to \$34,999 .....  | 7 558         | 4 273         | 603           | 2 038         | 762           | 435           | 397           | 247           | 197           | 643           |
| \$35,000 to \$39,999 .....  | 5 898         | 3 519         | 423           | 1 451         | 497           | 330           | 277           | 198           | 147           | 506           |
| \$40,000 to \$49,999 .....  | 9 287         | 6 202         | 660           | 1 861         | 700           | 329           | 406           | 190           | 236           | 565           |
| \$50,000 to \$59,999 .....  | 7 877         | 5 747         | 464           | 1 224         | 414           | 246           | 208           | 206           | 151           | 442           |
| \$60,000 to \$79,999 .....  | 11 465        | 8 861         | 702           | 1 509         | 518           | 241           | 300           | 226           | 223           | 393           |
| \$80,000 to \$99,999 .....  | 6 376         | 5 358         | 332           | 567           | 227           | 102           | 101           | 63            | 75            | 119           |
| \$100,000 to \$119,999 .....  | 3 947         | 3 286         | 234           | 358           | 103           | 58            | 75            | 46            | 76            | 70            |
| \$120,000 or more .....   | 7 014         | 6 023         | 350           | 571           | 174           | 81            | 71            | 93            | 151           | 70            |
| <b>Median .....</b>   | <b>35 393</b> | <b>45 173</b> | <b>32 374</b> | <b>23 683</b> | <b>24 012</b> | <b>23 349</b> | <b>25 097</b> | <b>23 330</b> | <b>21 363</b> | <b>24 219</b> |
| <b>Monthly Housing Costs</b>  |               |               |               |               |               |               |               |               |               |               |
| Less than \$100 .....   | 1 603         | 715           | 74            | 454           | 127           | 91            | 68            | 44            | 124           | 360           |
| \$100 to \$199 .....  | 9 221         | 6 132         | 377           | 1 364         | 354           | 262           | 189           | 190           | 369           | 1 348         |
| \$200 to \$249 .....  | 6 007         | 4 568         | 226           | 711           | 279           | 141           | 111           | 67            | 115           | 502           |
| \$250 to \$299 .....  | 5 710         | 4 079         | 285           | 822           | 331           | 162           | 90            | 100           | 139           | 524           |
| \$300 to \$349 .....  | 5 032         | 3 188         | 296           | 1 078         | 476           | 235           | 143           | 98            | 127           | 469           |
| \$350 to \$399 .....  | 5 066         | 2 820         | 344           | 1 365         | 581           | 271           | 201           | 205           | 107           | 537           |
| \$400 to \$449 .....  | 4 835         | 2 516         | 298           | 1 562         | 657           | 300           | 302           | 175           | 128           | 458           |
| \$450 to \$499 .....  | 4 914         | 2 352         | 352           | 1 803         | 704           | 390           | 318           | 250           | 141           | 407           |
| \$500 to \$599 .....  | 9 882         | 4 564         | 748           | 3 863         | 1 323         | 812           | 805           | 531           | 391           | 707           |
| \$600 to \$699 .....  | 8 770         | 4 237         | 770           | 3 289         | 1 023         | 715           | 679           | 499           | 374           | 474           |
| \$700 to \$799 .....  | 7 485         | 3 991         | 715           | 2 440         | 698           | 545           | 539           | 352           | 307           | 340           |
| \$800 to \$999 .....  | 10 886        | 7 128         | 890           | 2 590         | 773           | 491           | 513           | 433           | 380           | 278           |
| \$1,000 to \$1,249 .....  | 7 945         | 5 999         | 608           | 1 248         | 421           | 187           | 232           | 182           | 227           | 90            |
| \$1,250 to \$1,499 .....  | 4 892         | 4 007         | 346           | 502           | 182           | 61            | 75            | 69            | 114           | 36            |
| \$1,500 or more .....   | 8 455         | 7 127         | 446           | 838           | 373           | 89            | 67            | 85            | 224           | 45            |
| No cash rent .....  | 2 100         | 1 114         | 187           | 590           | 271           | 95            | 82            | 66            | 75            | 210           |
| <b>Median (excludes no cash rent) .....</b>                           | <b>581</b>    | <b>618</b>    | <b>650</b>    | <b>573</b>    | <b>549</b>    | <b>565</b>    | <b>592</b>    | <b>596</b>    | <b>598</b>    | <b>358</b>    |
| <b>Monthly Housing Costs as Percent of Current Income<sup>3</sup></b> |               |               |               |               |               |               |               |               |               |               |
| Less than 5 percent .....   | 5 457         | 4 219         | 246           | 443           | 129           | 56            | 71            | 63            | 123           | 549           |
| 5 to 9 percent .....  | 13 195        | 10 361        | 612           | 1 176         | 407           | 231           | 185           | 160           | 194           | 1 047         |
| 10 to 14 percent .....  | 15 070        | 10 836        | 828           | 2 365         | 904           | 464           | 432           | 315           | 250           | 1 041         |
| 15 to 19 percent .....  | 15 333        | 10 272        | 1 009         | 3 127         | 1 122         | 632           | 590           | 407           | 377           | 925           |
| 20 to 24 percent .....  | 11 996        | 7 455         | 816           | 3 104         | 1 011         | 678           | 610           | 413           | 392           | 622           |
| 25 to 29 percent .....  | 9 066         | 5 054         | 710           | 2 767         | 856           | 616           | 522           | 381           | 392           | 534           |
| 30 to 34 percent .....  | 6 281         | 3 355         | 517           | 2 091         | 711           | 361           | 409           | 293           | 317           | 318           |
| 35 to 39 percent .....  | 4 495         | 2 373         | 372           | 1 511         | 550           | 321           | 268           | 202           | 170           | 239           |
| 40 to 49 percent .....  | 5 187         | 2 625         | 414           | 1 810         | 659           | 345           | 322           | 239           | 245           | 337           |
| 50 to 59 percent .....  | 2 900         | 1 363         | 289           | 1 067         | 391           | 201           | 164           | 160           | 151           | 180           |
| 60 to 69 percent .....  | 1 884         | 886           | 149           | 712           | 257           | 148           | 120           | 103           | 84            | 137           |
| 70 to 99 percent .....  | 2 693         | 1 238         | 236           | 1 054         | 380           | 201           | 175           | 155           | 142           | 165           |
| 100 percent or more <sup>4</sup> .....                                | 4 875         | 2 260         | 393           | 1 912         | 640           | 344           | 343           | 285           | 299           | 311           |
| Zero or negative income .....   | 2 270         | 1 124         | 187           | 790           | 285           | 155           | 121           | 99            | 130           | 169           |
| No cash rent .....  | 2 100         | 1 114         | 187           | 590           | 271           | 95            | 82            | 66            | 75            | 210           |
| <b>Median (excludes 2 previous lines) .....</b>                       | <b>20</b>     | <b>18</b>     | <b>24</b>     | <b>27</b>     | <b>28</b>     | <b>27</b>     | <b>27</b>     | <b>28</b>     | <b>28</b>     | <b>18</b>     |
| <b>Median (excludes 3 lines before medians) .....</b>                 | <b>19</b>     | <b>17</b>     | <b>22</b>     | <b>26</b>     | <b>26</b>     | <b>26</b>     | <b>25</b>     | <b>26</b>     | <b>26</b>     | <b>17</b>     |

<sup>1</sup>For mobile homes, oldest category is 1939 or earlier.

<sup>2</sup>Figures may not add to total because more than one category may apply to a unit.

<sup>3</sup>Beginning with 1989 this item uses current income in its calculation, see Appendix A.

<sup>4</sup>May reflect a temporary situation, living off savings, or response error.

**Table 3-1. Introductory Characteristics—Owner Occupied Units**

[Numbers in thousands. Consistent with the 1990 Census. ... means not applicable or sample too small. – means zero or rounds to zero]

| Characteristics                                 | Total occupied units | Housing unit characteristics |              |                   |              |              | Household characteristics |                             |                    |                     |  |
|---|----------------------|------------------------------|--------------|-------------------|--------------|--------------|---------------------------|-----------------------------|--------------------|---------------------|--|
|   |                      | New construction 4 years     | Mobile homes | Physical problems |              | Black        | Hispanic                  | Elderly (65 years and over) | Moved in past year | Below poverty level |  |
|   |                      |                              |              | Severe            | Moderate     |              |                           |                             |                    |                     |  |
| <b>1 Total</b> .....                            | <b>68 796</b>        | <b>4 825</b>                 | <b>5 649</b> | <b>869</b>        | <b>2 056</b> | <b>6 013</b> | <b>4 087</b>              | <b>17 196</b>               | <b>5 636</b>       | <b>6 276</b>        |  |
| <b>Tenure</b>                                   |                      |                              |              |                   |              |              |                           |                             |                    |                     |  |
| 2 Owner occupied .....                          | 68 796               | 4 825                        | 5 649        | 869               | 2 056        | 6 013        | 4 087                     | 17 196                      | 5 636              | 6 276               |  |
| 3 Percent of all occupied .....                 | 100.0                | 100.0                        | 100.0        | 100.0             | 100.0        | 100.0        | 100.0                     | 100.0                       | 100.0              | 100.0               |  |
| 4 Renter occupied .....                         | ...                  | ...                          | ...          | ...               | ...          | ...          | ...                       | ...                         | ...                | ...                 |  |
| <b>Race and Origin</b>                          |                      |                              |              |                   |              |              |                           |                             |                    |                     |  |
| 5 White .....                                   | 60 041               | 4 082                        | 5 024        | 724               | 1 539        | ...          | 3 326                     | 15 578                      | 4 829              | 5 033               |  |
| 6 Non-Hispanic .....                            | 56 716               | 3 877                        | 4 808        | 664               | 1 304        | ...          | 3 226                     | 14 992                      | 4 499              | 4 602               |  |
| 7 Hispanic .....                                | 3 326                | 205                          | 216          | 60                | 235          | ...          | 3 326                     | 586                         | 330                | 431                 |  |
| 8 Black .....                                   | 6 013                | 499                          | 493          | 104               | 439          | 6 013        | 97                        | 1 354                       | 447                | 1 008               |  |
| 9 American Indian, Eskimo, and Aleut .....      | 306                  | 18                           | 53           | 9                 | 12           | ...          | 28                        | 63                          | 25                 | 52                  |  |
| 10 Asian and Pacific Islander .....             | 1 566                | 149                          | 30           | 11                | 18           | ...          | 40                        | 137                         | 189                | 83                  |  |
| 11 Other .....                                  | 869                  | 76                           | 49           | 21                | 49           | ...          | 596                       | 64                          | 147                | 100                 |  |
| 12 Total Hispanic .....                         | 4 087                | 269                          | 269          | 79                | 281          | 97           | 4 087                     | 667                         | 452                | 532                 |  |
| <b>Units in Structure</b>                       |                      |                              |              |                   |              |              |                           |                             |                    |                     |  |
| 13 1, detached .....                            | 56 471               | 3 260                        | ...          | 675               | 1 575        | 4 650        | 3 393                     | 13 948                      | 4 123              | 4 643               |  |
| 14 1, attached .....                            | 3 499                | 265                          | ...          | 55                | 49           | 551          | 194                       | 898                         | 451                | 281                 |  |
| 15 2 to 4 .....                                 | 1 466                | 35                           | ...          | 36                | 96           | 202          | 122                       | 430                         | 168                | 150                 |  |
| 16 5 to 9 .....                                 | 469                  | 36                           | ...          | 8                 | 24           | 28           | 23                        | 138                         | 49                 | 31                  |  |
| 17 10 to 19 .....                               | 357                  | 6                            | ...          | 7                 | 16           | 24           | 18                        | 128                         | 43                 | 43                  |  |
| 18 20 to 49 .....                               | 341                  | 13                           | ...          | 9                 | 9            | 20           | 24                        | 140                         | 26                 | 26                  |  |
| 19 50 or more .....                             | 544                  | 14                           | ...          | 10                | 24           | 44           | 44                        | 259                         | 76                 | 58                  |  |
| 20 Mobile home or trailer .....                 | 5 649                | 1 197                        | 5 649        | 71                | 264          | 493          | 269                       | 1 255                       | 700                | 1 043               |  |
| <b>Cooperatives and Condominiums</b>            |                      |                              |              |                   |              |              |                           |                             |                    |                     |  |
| 21 Cooperatives .....                           | 366                  | 6                            | 13           | 14                | 7            | 50           | 23                        | 147                         | 49                 | 44                  |  |
| 22 Condominiums .....                           | 3 029                | 214                          | 4            | 40                | 86           | 178          | 161                       | 1 038                       | 408                | 217                 |  |
| <b>Year Structure Built<sup>1</sup></b>         |                      |                              |              |                   |              |              |                           |                             |                    |                     |  |
| 23 2000 to 2004 .....                           | ...                  | ...                          | ...          | ...               | ...          | ...          | ...                       | ...                         | ...                | ...                 |  |
| 24 1995 to 1999 .....                           | 6 040                | 4 825                        | 1 352        | 30                | 88           | 559          | 324                       | 642                         | 1 525              | 423                 |  |
| 25 1990 to 1994 .....                           | 5 234                | ...                          | 880          | 22                | 87           | 339          | 268                       | 692                         | 405                | 341                 |  |
| 26 1985 to 1989 .....                           | 5 283                | ...                          | 631          | 51                | 80           | 317          | 239                       | 820                         | 450                | 388                 |  |
| 27 1980 to 1984 .....                           | 4 297                | ...                          | 657          | 24                | 64           | 309          | 257                       | 766                         | 399                | 324                 |  |
| 28 1975 to 1979 .....                           | 7 053                | ...                          | 791          | 39                | 155          | 358          | 394                       | 1 400                       | 442                | 561                 |  |
| 29 1970 to 1974 .....                           | 6 218                | ...                          | 810          | 57                | 175          | 560          | 364                       | 1 574                       | 381                | 617                 |  |
| 30 1960 to 1969 .....                           | 9 483                | ...                          | 417          | 136               | 271          | 891          | 538                       | 3 043                       | 538                | 871                 |  |
| 31 1950 to 1959 .....                           | 8 919                | ...                          | 74           | 160               | 264          | 838          | 707                       | 3 347                       | 508                | 904                 |  |
| 32 1940 to 1949 .....                           | 4 721                | ...                          | 10           | 110               | 237          | 596          | 422                       | 1 584                       | 279                | 555                 |  |
| 33 1930 to 1939 .....                           | 3 387                | ...                          | 27           | 72                | 196          | 489          | 248                       | 897                         | 239                | 382                 |  |
| 34 1920 to 1929 .....                           | 2 896                | ...                          | ...          | 45                | 148          | 355          | 149                       | 840                         | 178                | 300                 |  |
| 35 1919 or earlier .....                        | 5 264                | ...                          | ...          | 123               | 292          | 403          | 177                       | 1 592                       | 293                | 608                 |  |
| 36 Median .....                                 | 1970                 | 1995+                        | 1985         | 1955              | 1956         | 1964         | 1966                      | 1961                        | 1980               | 1964                |  |
| <b>Metropolitan/Nonmetropolitan Areas</b>       |                      |                              |              |                   |              |              |                           |                             |                    |                     |  |
| 37 Inside metropolitan statistical areas .....  | 51 527               | 3 442                        | 2 854        | 623               | 1 234        | 4 933        | 3 597                     | 12 187                      | 4 436              | 4 096               |  |
| 38 In central cities .....                      | 15 512               | 543                          | 269          | 243               | 534          | 2 706        | 1 502                     | 4 064                       | 1 279              | 1 544               |  |
| 39 Suburbs .....                                | 36 015               | 2 899                        | 2 585        | 380               | 700          | 2 228        | 2 096                     | 8 123                       | 3 157              | 2 552               |  |
| 40 Outside metropolitan statistical areas ..... | 17 269               | 1 383                        | 2 795        | 246               | 822          | 1 080        | 489                       | 5 009                       | 1 200              | 2 180               |  |
| <b>Regions</b>                                  |                      |                              |              |                   |              |              |                           |                             |                    |                     |  |
| 41 Northeast .....                              | 12 644               | 391                          | 486          | 187               | 191          | 844          | 369                       | 3 344                       | 890                | 901                 |  |
| 42 Midwest .....                                | 17 568               | 980                          | 997          | 204               | 273          | 1 090        | 359                       | 4 238                       | 1 352              | 1 378               |  |
| 43 South .....                                  | 25 180               | 2 439                        | 3 110        | 312               | 1 325        | 3 592        | 1 691                     | 6 399                       | 2 090              | 2 874               |  |
| 44 West .....                                   | 13 403               | 1 015                        | 1 056        | 167               | 267          | 487          | 1 668                     | 3 215                       | 1 304              | 1 122               |  |
| <b>Urbanized Areas</b>                          |                      |                              |              |                   |              |              |                           |                             |                    |                     |  |
| 45 Inside urbanized areas .....                 | ...                  | ...                          | ...          | ...               | ...          | ...          | ...                       | ...                         | ...                | ...                 |  |
| 46 In central cities of MSAs .....              | ...                  | ...                          | ...          | ...               | ...          | ...          | ...                       | ...                         | ...                | ...                 |  |
| 47 Urban fringe .....                           | ...                  | ...                          | ...          | ...               | ...          | ...          | ...                       | ...                         | ...                | ...                 |  |
| 48 Outside urbanized areas .....                | ...                  | ...                          | ...          | ...               | ...          | ...          | ...                       | ...                         | ...                | ...                 |  |
| 49 Other urban .....                            | ...                  | ...                          | ...          | ...               | ...          | ...          | ...                       | ...                         | ...                | ...                 |  |
| 50 Rural .....                                  | ...                  | ...                          | ...          | ...               | ...          | ...          | ...                       | ...                         | ...                | ...                 |  |
| <b>Place Size</b>                               |                      |                              |              |                   |              |              |                           |                             |                    |                     |  |
| 51 Less than 2,500 persons .....                | 3 378                | 146                          | 354          | 53                | 110          | 130          | 79                        | 1 071                       | 216                | 406                 |  |
| 52 2,500 to 9,999 persons .....                 | 6 658                | 331                          | 389          | 89                | 229          | 329          | 391                       | 1 955                       | 488                | 631                 |  |
| 53 10,000 to 19,999 persons .....               | 5 654                | 239                          | 208          | 73                | 155          | 448          | 374                       | 1 570                       | 453                | 429                 |  |
| 54 20,000 to 49,999 persons .....               | 8 192                | 351                          | 181          | 69                | 133          | 630          | 544                       | 2 186                       | 607                | 577                 |  |
| 55 50,000 to 99,999 persons .....               | 5 176                | 283                          | 146          | 61                | 111          | 424          | 507                       | 1 333                       | 465                | 398                 |  |
| 56 100,000 to 249,999 persons .....             | 4 328                | 195                          | 98           | 49                | 137          | 585          | 393                       | 981                         | 356                | 395                 |  |
| 57 250,000 to 499,999 persons .....             | 2 742                | 134                          | 27           | 40                | 79           | 398          | 305                       | 646                         | 249                | 214                 |  |
| 58 500,000 to 999,999 persons .....             | 2 298                | 70                           | 35           | 46                | 148          | 553          | 250                       | 609                         | 214                | 248                 |  |
| 59 1,000,000 persons or more .....              | 2 587                | 32                           | 12           | 71                | 89           | 797          | 317                       | 736                         | 194                | 345                 |  |

<sup>1</sup>For mobile home, oldest category is 1939 or earlier.

| Total occupied units | In MSAs        |         | Outside MSAs | Urban  |              | Rural  |         |              | Regions   |         |        |        |    |
|----------------------|----------------|---------|--------------|--------|--------------|--------|---------|--------------|-----------|---------|--------|--------|----|
|                      | Central cities | Suburbs |              | Total  | Outside MSAs | Total  | Suburbs | Outside MSAs | Northeast | Midwest | South  | West   |    |
| 68 796               | 15 512         | 36 015  | 17 269       | 44 139 | 4 972        | 24 657 | 12 256  | 12 297       | 12 644    | 17 568  | 25 180 | 13 403 | 1  |
| 68 796               | 15 512         | 36 015  | 17 269       | 44 139 | 4 972        | 24 657 | 12 256  | 12 297       | 12 644    | 17 568  | 25 180 | 13 403 | 2  |
| 100.0                | 100.0          | 100.0   | 100.0        | 100.0  | 100.0        | 100.0  | 100.0   | 100.0        | 100.0     | 100.0   | 100.0  | 100.0  | 3  |
| ...                  | ...            | ...     | ...          | ...    | ...          | ...    | ...     | ...          | ...       | ...     | ...    | ...    | 4  |
| 60 041               | 11 845         | 32 289  | 15 907       | 37 145 | 4 553        | 22 896 | 11 454  | 11 355       | 11 388    | 16 141  | 20 981 | 11 531 | 5  |
| 56 716               | 10 674         | 30 547  | 15 495       | 34 404 | 4 345        | 22 312 | 11 079  | 11 150       | 11 107    | 15 880  | 19 534 | 10 195 | 6  |
| 3 326                | 1 171          | 1 742   | 412          | 2 741  | 208          | 584    | 375     | 205          | 281       | 262     | 1 447  | 1 336  | 7  |
| 6 013                | 2 706          | 2 228   | 1 080        | 4 695  | 337          | 1 319  | 561     | 743          | 844       | 1 090   | 3 592  | 487    | 8  |
| 306                  | 61             | 96      | 149          | 164    | 40           | 142    | 34      | 109          | 26        | 49      | 85     | 146    | 9  |
| 1 566                | 560            | 949     | 56           | 1 371  | 16           | 194    | 151     | 41           | 264       | 170     | 259    | 873    | 10 |
| 869                  | 340            | 453     | 76           | 764    | 26           | 105    | 56      | 49           | 122       | 119     | 262    | 366    | 11 |
| 4 087                | 1 502          | 2 096   | 489          | 3 413  | 232          | 674    | 412     | 257          | 369       | 359     | 1 691  | 1 668  | 12 |
| 56 471               | 12 416         | 29 987  | 14 068       | 36 747 | 4 415        | 19 724 | 9 974   | 9 653        | 9 790     | 15 371  | 20 170 | 11 139 | 13 |
| 3 499                | 1 371          | 1 935   | 193          | 3 034  | 109          | 465    | 375     | 85           | 1 252     | 521     | 1 123  | 603    | 14 |
| 1 466                | 739            | 573     | 154          | 1 360  | 99           | 106    | 48      | 55           | 635       | 368     | 232    | 231    | 15 |
| 469                  | 144            | 301     | 23           | 399    | 21           | 70     | 68      | 2            | 99        | 97      | 143    | 130    | 16 |
| 357                  | 136            | 194     | 27           | 335    | 19           | 22     | 15      | 7            | 70        | 80      | 139    | 68     | 17 |
| 341                  | 109            | 223     | 9            | 321    | 5            | 21     | 17      | 3            | 79        | 62      | 119    | 81     | 18 |
| 544                  | 329            | 216     | -            | 534    | -            | 10     | 10      | -            | 233       | 72      | 144    | 95     | 19 |
| 5 649                | 269            | 2 585   | 2 795        | 1 411  | 304          | 4 238  | 1 748   | 2 491        | 486       | 997     | 3 110  | 1 056  | 20 |
| 366                  | 246            | 111     | 9            | 337    | -            | 28     | 19      | 9            | 274       | 29      | 30     | 32     | 21 |
| 3 029                | 922            | 1 988   | 119          | 2 701  | 85           | 327    | 289     | 34           | 552       | 659     | 973    | 845    | 22 |
| -                    | -              | -       | -            | -      | -            | -      | -       | -            | -         | -       | -      | -      | 23 |
| 6 040                | 664            | 3 656   | 1 720        | 2 884  | 284          | 3 156  | 1 720   | 1 436        | 547       | 1 267   | 2 955  | 1 271  | 24 |
| 5 234                | 625            | 3 267   | 1 342        | 2 499  | 194          | 2 735  | 1 573   | 1 148        | 592       | 1 161   | 2 337  | 1 144  | 25 |
| 5 283                | 761            | 3 436   | 1 086        | 2 833  | 180          | 2 450  | 1 513   | 906          | 916       | 971     | 2 295  | 1 101  | 26 |
| 4 297                | 765            | 2 504   | 1 028        | 2 536  | 251          | 1 761  | 952     | 777          | 502       | 758     | 2 096  | 941    | 27 |
| 7 053                | 1 059          | 3 947   | 2 048        | 3 890  | 453          | 3 162  | 1 558   | 1 595        | 809       | 1 602   | 2 909  | 1 733  | 28 |
| 6 218                | 1 122          | 3 400   | 1 696        | 3 790  | 437          | 2 428  | 1 165   | 1 258        | 857       | 1 379   | 2 614  | 1 368  | 29 |
| 9 483                | 2 326          | 5 189   | 1 967        | 6 984  | 703          | 2 499  | 1 230   | 1 264        | 1 607     | 2 340   | 3 533  | 2 002  | 30 |
| 8 919                | 2 625          | 4 640   | 1 654        | 7 226  | 748          | 1 693  | 785     | 905          | 1 930     | 2 599   | 2 745  | 1 646  | 31 |
| 4 721                | 1 614          | 2 032   | 1 076        | 3 659  | 448          | 1 063  | 433     | 628          | 1 008     | 1 316   | 1 484  | 913    | 32 |
| 3 397                | 1 277          | 1 185   | 925          | 2 459  | 308          | 928    | 306     | 617          | 889       | 1 030   | 925    | 543    | 33 |
| 2 896                | 1 180          | 982     | 734          | 2 209  | 281          | 687    | 234     | 453          | 975       | 1 035   | 527    | 360    | 34 |
| 5 264                | 1 494          | 1 777   | 1 994        | 3 169  | 686          | 2 095  | 786     | 1 309        | 2 013     | 2 109   | 761    | 382    | 35 |
| 1970                 | 1958           | 1973    | 1971         | 1965   | 1960         | 1976   | 1979    | 1974         | 1957      | 1963    | 1975   | 1973   | 36 |
| 51 527               | 15 512         | 36 015  | ...          | 39 167 | ...          | 12 360 | 12 256  | ...          | 10 718    | 12 068  | 17 749 | 10 991 | 37 |
| 15 512               | 15 512         | ...     | ...          | 15 408 | ...          | ...    | ...     | ...          | 2 478     | 3 813   | 5 251  | 3 970  | 38 |
| 36 015               | ...            | 36 015  | ...          | 23 758 | ...          | 12 256 | 12 256  | ...          | 8 241     | 8 255   | 12 498 | 7 021  | 39 |
| 17 269               | ...            | ...     | 17 269       | 4 972  | 4 972        | 12 297 | ...     | 12 297       | 1 926     | 5 500   | 7 431  | 2 412  | 40 |
| 12 644               | 2 478          | 8 241   | 1 926        | 8 493  | 414          | 4 151  | 2 640   | 1 511        | 12 644    | ...     | ...    | ...    | 41 |
| 17 568               | 3 813          | 8 255   | 5 500        | 11 316 | 1 814        | 6 253  | 2 566   | 3 686        | ...       | 17 568  | ...    | ...    | 42 |
| 25 180               | 5 251          | 12 498  | 7 431        | 13 920 | 1 744        | 11 259 | 5 517   | 5 687        | ...       | ...     | 25 180 | ...    | 43 |
| 13 403               | 3 970          | 7 021   | 2 412        | 10 409 | 999          | 2 994  | 1 533   | 1 412        | ...       | ...     | ...    | 13 403 | 44 |
| ...                  | ...            | ...     | ...          | ...    | ...          | ...    | ...     | ...          | ...       | ...     | ...    | ...    | 45 |
| ...                  | ...            | ...     | ...          | ...    | ...          | ...    | ...     | ...          | ...       | ...     | ...    | ...    | 46 |
| ...                  | ...            | ...     | ...          | ...    | ...          | ...    | ...     | ...          | ...       | ...     | ...    | ...    | 47 |
| ...                  | ...            | ...     | ...          | ...    | ...          | ...    | ...     | ...          | ...       | ...     | ...    | ...    | 48 |
| ...                  | ...            | ...     | ...          | ...    | ...          | ...    | ...     | ...          | ...       | ...     | ...    | ...    | 49 |
| ...                  | ...            | ...     | ...          | ...    | ...          | ...    | ...     | ...          | ...       | ...     | ...    | ...    | 50 |
| 3 378                | -              | 1 377   | 2 001        | 362    | 6            | 3 016  | 1 021   | 1 995        | 536       | 1 437   | 1 055  | 351    | 51 |
| 6 658                | -              | 4 421   | 2 237        | 6 586  | 2 217        | 72     | 52      | 20           | 1 273     | 2 010   | 2 246  | 1 129  | 52 |
| 5 654                | 72             | 4 112   | 1 471        | 5 625  | 1 471        | 29     | 13      | -            | 1 029     | 1 800   | 1 935  | 891    | 53 |
| 8 192                | 1 647          | 5 477   | 1 067        | 8 163  | 1 062        | 29     | 14      | 5            | 1 561     | 2 301   | 2 266  | 2 064  | 54 |
| 5 176                | 2 610          | 2 546   | 21           | 5 135  | 21           | 41     | 21      | -            | 1 109     | 1 514   | 954    | 1 599  | 55 |
| 4 328                | 3 557          | 771     | -            | 4 292  | -            | 36     | 5       | -            | 374       | 879     | 1 608  | 1 466  | 56 |
| 2 742                | 2 742          | -       | -            | 2 724  | -            | 19     | -       | -            | 162       | 614     | 1 080  | 886    | 57 |
| 2 298                | 2 298          | -       | -            | 2 290  | -            | 7      | -       | -            | 73        | 493     | 1 001  | 730    | 58 |
| 2 587                | 2 587          | -       | -            | 2 587  | -            | -      | -       | -            | 1 165     | 623     | 328    | 472    | 59 |

**Table 3-2. Height and Condition of Building—Owner Occupied Units**

[Numbers in thousands. Consistent with the 1990 Census. ... means not applicable or sample too small. – means zero or rounds to zero]

|          | Characteristics   | Total occupied units | Housing unit characteristics |              |                   |              | Household characteristics |              |                             |                    |                     |
|----------|---|----------------------|------------------------------|--------------|-------------------|--------------|---------------------------|--------------|-----------------------------|--------------------|---------------------|
|          |   |                      | New construction 4 years     | Mobile homes | Physical problems |              | Black                     | Hispanic     | Elderly (65 years and over) | Moved in past year | Below poverty level |
|          |   |                      |                              |              | Severe            | Moderate     |                           |              |                             |                    |                     |
| <b>1</b> | <b>Total</b> .....  | <b>68 796</b>        | <b>4 825</b>                 | <b>5 649</b> | <b>869</b>        | <b>2 056</b> | <b>6 013</b>              | <b>4 087</b> | <b>17 196</b>               | <b>5 636</b>       | <b>6 276</b>        |
|          | <b>Stories in Structure<sup>1</sup></b>                   |                      |                              |              |                   |              |                           |              |                             |                    |                     |
| 2        | 1 .....   | 24 502               | 1 379                        | ...          | 339               | 1 063        | 2 610                     | 2 520        | 7 253                       | 1 816              | 2 728               |
| 3        | 2 .....   | 21 304               | 1 385                        | ...          | 230               | 382          | 1 391                     | 781          | 5 109                       | 1 725              | 1 360               |
| 4        | 3 .....   | 14 709               | 803                          | ...          | 188               | 284          | 1 231                     | 397          | 2 891                       | 1 153              | 942                 |
| 5        | 4 to 6 .....  | 2 258                | 55                           | ...          | 37                | 45           | 249                       | 104          | 533                         | 197                | 162                 |
| 6        | 7 or more .....   | 374                  | 6                            | ...          | 5                 | 19           | 38                        | 16           | 155                         | 46                 | 41                  |
|          | <b>Stories Between Main and Apartment Entrances</b>       |                      |                              |              |                   |              |                           |              |                             |                    |                     |
| 7        | Multiunits, 2 or more floors .....                        | 2 881                | 92                           | ...          | 65                | 143          | 290                       | 190          | 964                         | 332                | 269                 |
| 8        | None (on same floor) .....                                | 1 120                | 34                           | ...          | 20                | 71           | 115                       | 67           | 357                         | 125                | 95                  |
| 9        | 1 (up or down) .....                                      | 713                  | 36                           | ...          | 28                | 35           | 77                        | 50           | 211                         | 86                 | 69                  |
| 10       | 2 or more (up or down) .....                              | 1 047                | 21                           | ...          | 18                | 37           | 98                        | 73           | 396                         | 122                | 105                 |
|          | <b>Common Stairways</b>                                   |                      |                              |              |                   |              |                           |              |                             |                    |                     |
| 11       | Multiunits, 2 or more floors .....                        | 2 881                | 92                           | ...          | 65                | 143          | 290                       | 190          | 964                         | 332                | 269                 |
| 12       | No common stairways .....                                 | 322                  | 12                           | ...          | 2                 | 21           | 25                        | 11           | 73                          | 44                 | 10                  |
| 13       | With common stairways .....                               | 2 465                | 79                           | ...          | 60                | 118          | 253                       | 167          | 859                         | 275                | 243                 |
| 14       | No loose steps .....                                      | 2 203                | 71                           | ...          | 59                | 100          | 217                       | 144          | 766                         | 248                | 207                 |
| 15       | Railings not loose .....                                  | 1 808                | 39                           | ...          | 46                | 78           | 193                       | 114          | 614                         | 206                | 181                 |
| 16       | Railings loose .....                                      | 324                  | 15                           | ...          | 13                | 18           | 17                        | 26           | 132                         | 29                 | 22                  |
| 17       | No railings .....   | 57                   | 12                           | ...          | –                 | 5            | 3                         | 3            | 15                          | 9                  | 2                   |
| 18       | Status of railings not reported .....                     | 14                   | 4                            | ...          | –                 | –            | 4                         | 1            | 5                           | 4                  | 3                   |
| 19       | Loose steps .....   | 262                  | 8                            | ...          | 1                 | 19           | 36                        | 23           | 93                          | 27                 | 36                  |
| 20       | Railings not loose .....                                  | 237                  | 8                            | ...          | 1                 | 10           | 30                        | 17           | 90                          | 27                 | 26                  |
| 21       | Railings loose .....                                      | 25                   | –                            | ...          | –                 | 9            | 6                         | 6            | 3                           | –                  | 11                  |
| 22       | No railings .....   | –                    | –                            | ...          | –                 | –            | –                         | –            | –                           | –                  | –                   |
| 23       | Status of railings not reported .....                     | –                    | –                            | ...          | –                 | –            | –                         | –            | –                           | –                  | –                   |
| 24       | Status of stairways not reported .....                    | 94                   | –                            | ...          | 2                 | 4            | 12                        | 12           | 33                          | 13                 | 16                  |
|          | <b>Light Fixtures in Public Halls</b>                     |                      |                              |              |                   |              |                           |              |                             |                    |                     |
| 25       | 2 or more units in structure .....                        | 3 177                | 104                          | ...          | 69                | 169          | 319                       | 231          | 1 095                       | 362                | 309                 |
| 26       | No public halls .....                                     | 459                  | 26                           | ...          | 8                 | 32           | 33                        | 37           | 153                         | 55                 | 28                  |
| 27       | No light fixtures in public halls .....                   | 84                   | –                            | ...          | –                 | 5            | 12                        | 8            | 19                          | 5                  | 2                   |
| 28       | All in working order .....                                | 2 356                | 74                           | ...          | 52                | 110          | 253                       | 162          | 822                         | 271                | 243                 |
| 29       | Some in working order .....                               | 17                   | –                            | ...          | 3                 | 3            | –                         | –            | 2                           | 4                  | –                   |
| 30       | None in working order .....                               | 141                  | 4                            | ...          | 4                 | 12           | 12                        | 10           | 57                          | 12                 | 15                  |
| 31       | Not reported .....  | 121                  | –                            | ...          | 2                 | 6            | 10                        | 14           | 42                          | 15                 | 21                  |
|          | <b>Elevator on Floor</b>                                  |                      |                              |              |                   |              |                           |              |                             |                    |                     |
| 32       | Multiunits, 2 or more floors .....                        | 2 881                | 92                           | ...          | 65                | 143          | 290                       | 190          | 964                         | 332                | 269                 |
| 33       | With 1 or more elevators working .....                    | 811                  | 25                           | ...          | 13                | 35           | 73                        | 61           | 359                         | 92                 | 69                  |
| 34       | With elevator, none in working condition .....            | 19                   | –                            | ...          | –                 | 1            | 4                         | 1            | 10                          | –                  | –                   |
| 35       | No elevator .....   | 2 051                | 66                           | ...          | 52                | 108          | 213                       | 128          | 595                         | 240                | 201                 |
| 36       | Units 3 or more floors from main entrance .....           | 122                  | 4                            | ...          | –                 | 6            | 15                        | 8            | 19                          | 21                 | 12                  |
|          | <b>Foundation</b>   |                      |                              |              |                   |              |                           |              |                             |                    |                     |
| 37       | 1 unit bldg. excl. mobile homes .....                     | 59 969               | 3 524                        | ...          | 729               | 1 623        | 5 201                     | 3 587        | 14 846                      | 4 574              | 4 924               |
| 38       | With basement under all of building .....                 | 21 244               | 1 032                        | ...          | 257               | 254          | 1 735                     | 539          | 5 145                       | 1 530              | 1 452               |
| 39       | With basement under part of building .....                | 7 291                | 254                          | ...          | 83                | 181          | 347                       | 156          | 1 741                       | 451                | 476                 |
| 40       | With crawl space .....                                    | 14 854               | 687                          | ...          | 217               | 797          | 1 501                     | 1 040        | 4 194                       | 1 027              | 1 598               |
| 41       | On concrete slab .....                                    | 16 120               | 1 512                        | ...          | 164               | 357          | 1 597                     | 1 804        | 3 648                       | 1 524              | 1 338               |
| 42       | Other .....   | 459                  | 39                           | ...          | 8                 | 34           | 21                        | 47           | 118                         | 42                 | 60                  |
|          | <b>External Building Conditions<sup>2</sup></b>           |                      |                              |              |                   |              |                           |              |                             |                    |                     |
| 43       | Sagging roof .....  | 1 417                | 31                           | 169          | 43                | 208          | 155                       | 110          | 270                         | 100                | 210                 |
| 44       | Missing roofing material .....                            | 2 185                | 42                           | 147          | 56                | 209          | 252                       | 189          | 526                         | 144                | 309                 |
| 45       | Hole in roof .....  | 1 016                | 31                           | 150          | 35                | 221          | 182                       | 95           | 238                         | 66                 | 211                 |
| 46       | Missing bricks, siding, other outside wall material ..... | 1 256                | 26                           | 128          | 53                | 211          | 187                       | 100          | 224                         | 85                 | 191                 |
| 47       | Sloping outside walls .....                               | 814                  | 22                           | 131          | 44                | 141          | 94                        | 67           | 139                         | 74                 | 136                 |
| 48       | Boarded up windows .....                                  | 442                  | 10                           | 39           | 22                | 78           | 64                        | 58           | 64                          | 40                 | 106                 |
| 49       | Broken windows .....                                      | 2 311                | 31                           | 294          | 78                | 309          | 275                       | 228          | 390                         | 148                | 379                 |
| 50       | Bars on windows .....                                     | 2 415                | 38                           | 39           | 34                | 122          | 765                       | 505          | 769                         | 156                | 301                 |
| 51       | Foundation crumbling or has open crack or hole .....      | 1 612                | 43                           | 53           | 54                | 186          | 169                       | 107          | 338                         | 115                | 170                 |
| 52       | None of the above .....                                   | 57 265               | 4 531                        | 4 687        | 633               | 1 181        | 4 282                     | 2 954        | 14 575                      | 4 828              | 4 849               |
| 53       | Not reported .....  | 1 928                | 109                          | 198          | 25                | 48           | 224                       | 121          | 369                         | 182                | 224                 |
|          | <b>Site Placement</b>                                     |                      |                              |              |                   |              |                           |              |                             |                    |                     |
| 54       | Mobile homes .....  | 5 649                | 1 197                        | 5 649        | 71                | 264          | 493                       | 269          | 1 255                       | 700                | 1 043               |
| 55       | First site .....  | 3 869                | 971                          | 3 869        | 31                | 134          | 389                       | 170          | 950                         | 328                | 611                 |
| 56       | Moved from another site .....                             | 1 089                | 168                          | 1 089        | 36                | 96           | 75                        | 44           | 193                         | 108                | 273                 |
| 57       | Don't know .....  | 370                  | 27                           | 370          | 3                 | 28           | 18                        | 32           | 47                          | 80                 | 102                 |
| 58       | Not reported .....  | 321                  | 31                           | 321          | –                 | 5            | 11                        | 23           | 65                          | 184                | 57                  |
|          | <b>Previous Occupancy</b>                                 |                      |                              |              |                   |              |                           |              |                             |                    |                     |
| 59       | Unit built 1990 or later .....                            | 11 274               | 4 825                        | 2 232        | 51                | 174          | 898                       | 592          | 1 334                       | 1 930              | 765                 |
| 60       | Not previously occupied .....                             | 8 517                | 4 218                        | 1 671        | 35                | 80           | 688                       | 433          | 1 074                       | 1 166              | 532                 |
| 61       | Not reported .....  | 196                  | 77                           | 65           | –                 | 20           | 28                        | 16           | 10                          | 18                 | 43                  |

<sup>1</sup>Figures exclude mobile homes.

<sup>2</sup>Figures may not add to total because more than one category may apply to a unit.

| Total occupied units | In MSAs        |               | Outside MSAs  | Urban         |              | Rural         |               |               | Regions       |               |               |               |          |
|----------------------|----------------|---------------|---------------|---------------|--------------|---------------|---------------|---------------|---------------|---------------|---------------|---------------|----------|
|                      | Central cities | Suburbs       |               | Total         | Outside MSAs | Total         | Suburbs       | Outside MSAs  | Northeast     | Midwest       | South         | West          |          |
| <b>68 796</b>        | <b>15 512</b>  | <b>36 015</b> | <b>17 269</b> | <b>44 139</b> | <b>4 972</b> | <b>24 657</b> | <b>12 256</b> | <b>12 297</b> | <b>12 644</b> | <b>17 568</b> | <b>25 180</b> | <b>13 403</b> | <b>1</b> |
| 24 502               | 6 111          | 11 931        | 6 460         | 16 123        | 2 160        | 8 379         | 4 006         | 4 300         | 884           | 2 987         | 13 710        | 6 920         | 2        |
| 21 304               | 4 479          | 11 866        | 4 959         | 14 040        | 1 496        | 7 265         | 3 770         | 3 463         | 4 157         | 7 271         | 5 778         | 4 097         | 3        |
| 14 709               | 3 551          | 8 312         | 2 845         | 10 295        | 907          | 4 414         | 2 476         | 1 938         | 5 759         | 5 693         | 2 153         | 1 104         | 4        |
| 2 258                | 827            | 1 221         | 210           | 1 903         | 105          | 355           | 250           | 105           | 1 164         | 579           | 342           | 173           | 5        |
| 374                  | 275            | 99            | -             | 367           | -            | 7             | 7             | -             | 193           | 41            | 86            | 53            | 6        |
| 2 881                | 1 346          | 1 363         | 171           | 2 688         | 115          | 193           | 134           | 56            | 1 091         | 638           | 635           | 516           | 7        |
| 1 120                | 465            | 551           | 105           | 1 022         | 65           | 98            | 56            | 40            | 418           | 278           | 216           | 208           | 8        |
| 713                  | 299            | 378           | 37            | 652           | 23           | 61            | 48            | 13            | 273           | 151           | 157           | 133           | 9        |
| 1 047                | 582            | 434           | 30            | 1 014         | 27           | 33            | 30            | 3             | 401           | 209           | 261           | 175           | 10       |
| 2 881                | 1 346          | 1 363         | 171           | 2 688         | 115          | 193           | 134           | 56            | 1 091         | 638           | 635           | 516           | 11       |
| 322                  | 103            | 179           | 40            | 284           | 27           | 37            | 22            | 12            | 83            | 85            | 77            | 77            | 12       |
| 2 465                | 1 188          | 1 148         | 129           | 2 312         | 86           | 153           | 110           | 44            | 955           | 544           | 535           | 432           | 13       |
| 2 203                | 1 041          | 1 055         | 107           | 2 071         | 75           | 132           | 100           | 31            | 853           | 487           | 482           | 380           | 14       |
| 1 808                | 891            | 833           | 84            | 1 706         | 59           | 102           | 77            | 25            | 729           | 423           | 387           | 269           | 15       |
| 324                  | 127            | 176           | 20            | 299           | 13           | 24            | 18            | 7             | 107           | 50            | 86            | 80            | 16       |
| 57                   | 20             | 35            | 2             | 56            | 2            | 1             | 1             | -             | 15            | 11            | 9             | 22            | 17       |
| 14                   | 4              | 11            | -             | 10            | -            | 5             | 5             | -             | 2             | 3             | -             | 9             | 18       |
| 262                  | 146            | 93            | 23            | 241           | 11           | 21            | 9             | 12            | 101           | 57            | 52            | 52            | 19       |
| 237                  | 131            | 86            | 20            | 219           | 10           | 19            | 9             | 10            | 97            | 55            | 44            | 41            | 20       |
| 25                   | 15             | 6             | 3             | 22            | 1            | 2             | -             | 2             | 4             | 2             | 8             | 11            | 21       |
| -                    | -              | -             | -             | -             | -            | -             | -             | -             | -             | -             | -             | -             | 22       |
| -                    | -              | -             | -             | -             | -            | -             | -             | -             | -             | -             | -             | -             | 23       |
| 94                   | 55             | 36            | 2             | 91            | 2            | 2             | 2             | -             | 53            | 10            | 23            | 7             | 24       |
| 3 177                | 1 457          | 1 507         | 212           | 2 947         | 144          | 230           | 159           | 68            | 1 116         | 680           | 777           | 604           | 25       |
| 459                  | 152            | 245           | 62            | 411           | 44           | 48            | 28            | 18            | 116           | 92            | 153           | 99            | 26       |
| 84                   | 34             | 44            | 6             | 76            | 2            | 8             | 5             | 4             | 18            | 11            | 24            | 30            | 27       |
| 2 356                | 1 160          | 1 071         | 125           | 2 207         | 83           | 149           | 107           | 42            | 892           | 538           | 523           | 402           | 28       |
| 17                   | 4              | 13            | -             | 14            | -            | 2             | 2             | -             | 5             | 4             | 2             | 6             | 29       |
| 141                  | 46             | 80            | 14            | 121           | 9            | 20            | 15            | 5             | 29            | 23            | 40            | 49            | 30       |
| 121                  | 62             | 54            | 5             | 119           | 5            | 2             | 2             | -             | 56            | 11            | 35            | 18            | 31       |
| 2 881                | 1 346          | 1 363         | 171           | 2 688         | 115          | 193           | 134           | 56            | 1 091         | 638           | 635           | 516           | 32       |
| 811                  | 416            | 392           | 3             | 784           | 2            | 27            | 26            | 1             | 309           | 154           | 214           | 133           | 33       |
| 19                   | 8              | 11            | -             | 19            | -            | -             | -             | -             | 5             | 3             | 7             | 4             | 34       |
| 2 051                | 922            | 960           | 169           | 1 885         | 113          | 166           | 108           | 55            | 777           | 481           | 414           | 380           | 35       |
| 122                  | 61             | 60            | 1             | 119           | 1            | 3             | 3             | -             | 35            | 30            | 31            | 25            | 36       |
| 59 969               | 13 786         | 31 922        | 14 261        | 39 781        | 4 523        | 20 189        | 10 349        | 9 738         | 11 042        | 15 892        | 21 293        | 11 742        | 37       |
| 21 244               | 4 931          | 11 653        | 4 661         | 14 479        | 1 543        | 6 766         | 3 645         | 3 118         | 7 508         | 9 194         | 3 076         | 1 467         | 38       |
| 7 291                | 1 226          | 3 951         | 2 115         | 4 480         | 618          | 2 811         | 1 313         | 1 496         | 1 980         | 3 057         | 1 340         | 914           | 39       |
| 14 854               | 3 183          | 6 532         | 5 140         | 8 595         | 1 495        | 6 259         | 2 588         | 3 645         | 600           | 2 292         | 7 628         | 4 334         | 40       |
| 16 120               | 4 357          | 9 544         | 2 218         | 11 975        | 842          | 4 145         | 2 698         | 1 376         | 885           | 1 254         | 9 046         | 4 934         | 41       |
| 459                  | 90             | 242           | 128           | 252           | 25           | 208           | 105           | 103           | 69            | 95            | 203           | 93            | 42       |
| 1 417                | 334            | 612           | 470           | 811           | 137          | 605           | 272           | 333           | 233           | 404           | 505           | 274           | 43       |
| 2 185                | 589            | 1 001         | 595           | 1 364         | 177          | 820           | 400           | 418           | 360           | 644           | 655           | 526           | 44       |
| 1 016                | 274            | 414           | 328           | 643           | 112          | 373           | 157           | 216           | 154           | 254           | 364           | 244           | 45       |
| 1 256                | 298            | 494           | 464           | 731           | 134          | 525           | 194           | 331           | 208           | 388           | 415           | 244           | 46       |
| 814                  | 184            | 330           | 299           | 465           | 83           | 348           | 132           | 216           | 117           | 246           | 287           | 164           | 47       |
| 442                  | 137            | 156           | 149           | 280           | 44           | 163           | 58            | 105           | 58            | 142           | 154           | 89            | 48       |
| 2 311                | 612            | 944           | 755           | 1 383         | 191          | 928           | 364           | 564           | 389           | 607           | 774           | 542           | 49       |
| 2 415                | 1 505          | 759           | 150           | 2 244         | 87           | 171           | 107           | 63            | 367           | 300           | 958           | 790           | 50       |
| 1 612                | 452            | 661           | 499           | 1 039         | 170          | 573           | 244           | 329           | 311           | 542           | 461           | 299           | 51       |
| 57 265               | 11 758         | 31 047        | 14 461        | 36 279        | 4 186        | 20 986        | 10 610        | 10 275        | 10 608        | 14 892        | 21 029        | 10 737        | 52       |
| 1 928                | 478            | 984           | 466           | 1 281         | 102          | 647           | 284           | 364           | 379           | 349           | 840           | 360           | 53       |
| 5 649                | 269            | 2 585         | 2 795         | 1 411         | 304          | 4 238         | 1 748         | 2 491         | 486           | 997           | 3 110         | 1 056         | 54       |
| 3 869                | 192            | 1 808         | 1 869         | 985           | 173          | 2 883         | 1 187         | 1 696         | 339           | 634           | 2 182         | 714           | 55       |
| 1 089                | 29             | 400           | 659           | 178           | 76           | 911           | 328           | 583           | 73            | 224           | 673           | 120           | 56       |
| 370                  | 24             | 197           | 149           | 126           | 24           | 244           | 119           | 125           | 41            | 80            | 142           | 107           | 57       |
| 321                  | 23             | 180           | 118           | 121           | 31           | 200           | 113           | 87            | 34            | 59            | 113           | 115           | 58       |
| 11 274               | 1 289          | 6 922         | 3 062         | 5 383         | 478          | 5 891         | 3 293         | 2 584         | 1 139         | 2 428         | 5 291         | 2 415         | 59       |
| 8 517                | 913            | 5 159         | 2 445         | 3 890         | 364          | 4 627         | 2 536         | 2 082         | 876           | 1 776         | 4 100         | 1 765         | 60       |
| 196                  | 18             | 111           | 67            | 67            | 5            | 128           | 66            | 62            | 26            | 18            | 129           | 23            | 61       |

**Table 3-3. Size of Unit and Lot—Owner Occupied Units**

[Numbers in thousands. Consistent with the 1990 Census. ... means not applicable or sample too small. – means zero or rounds to zero]

| Characteristics                       | Total occupied units | Housing unit characteristics |              |                   |              |              | Household characteristics |                             |                    |                     |  |
|---------------------------------------|----------------------|------------------------------|--------------|-------------------|--------------|--------------|---------------------------|-----------------------------|--------------------|---------------------|--|
|                                       |                      | New construction 4 years     | Mobile homes | Physical problems |              | Black        | Hispanic                  | Elderly (65 years and over) | Moved in past year | Below poverty level |  |
|                                       |                      |                              |              | Severe            | Moderate     |              |                           |                             |                    |                     |  |
| <b>1 Total</b>                        | <b>68 796</b>        | <b>4 825</b>                 | <b>5 649</b> | <b>869</b>        | <b>2 056</b> | <b>6 013</b> | <b>4 087</b>              | <b>17 196</b>               | <b>5 636</b>       | <b>6 276</b>        |  |
| <b>Rooms</b>                          |                      |                              |              |                   |              |              |                           |                             |                    |                     |  |
| 2 1 room                              | 6                    | –                            | 2            | 1                 | 2            | –            | 2                         | –                           | –                  | 2                   |  |
| 3 2 rooms                             | 70                   | 7                            | 6            | 20                | 6            | –            | 4                         | 18                          | 20                 | 13                  |  |
| 4 3 rooms                             | 996                  | 28                           | 183          | 32                | 70           | 78           | 75                        | 355                         | 144                | 163                 |  |
| 5 4 rooms                             | 7 322                | 400                          | 1 808        | 168               | 364          | 516          | 569                       | 2 565                       | 699                | 1 145               |  |
| 6 5 rooms                             | 16 395               | 1 237                        | 2 277        | 232               | 606          | 1 539        | 1 144                     | 4 696                       | 1 317              | 1 923               |  |
| 7 6 rooms                             | 18 174               | 1 092                        | 871          | 228               | 491          | 1 867        | 1 173                     | 4 722                       | 1 341              | 1 541               |  |
| 8 7 rooms                             | 12 314               | 806                          | 376          | 113               | 238          | 1 029        | 583                       | 2 624                       | 969                | 863                 |  |
| 9 8 rooms                             | 7 583                | 637                          | 98           | 55                | 168          | 563          | 311                       | 1 380                       | 589                | 352                 |  |
| 10 9 rooms                            | 3 427                | 364                          | 21           | 10                | 65           | 230          | 133                       | 481                         | 322                | 170                 |  |
| 11 10 rooms or more                   | 2 508                | 255                          | 9            | 11                | 46           | 192          | 92                        | 356                         | 235                | 104                 |  |
| <b>Rooms Used for Business</b>        |                      |                              |              |                   |              |              |                           |                             |                    |                     |  |
| Business only                         |                      |                              |              |                   |              |              |                           |                             |                    |                     |  |
| 12 1 or more rooms with direct access | 2 582                | 190                          | 206          | 37                | 66           | 266          | 148                       | 530                         | 191                | 279                 |  |
| 13 1 or more rooms, no direct access  | 3 600                | 358                          | 141          | 32                | 69           | 244          | 169                       | 467                         | 325                | 176                 |  |
| 14 Not reported                       | 262                  | 11                           | 9            | –                 | 21           | 25           | 5                         | 34                          | 23                 | 21                  |  |
| Business and other use                |                      |                              |              |                   |              |              |                           |                             |                    |                     |  |
| 15 1 or more rooms                    | 9 100                | 739                          | 397          | 88                | 251          | 624          | 382                       | 1 036                       | 851                | 481                 |  |
| 16 Not reported                       | 261                  | 11                           | 9            | –                 | 21           | 25           | 7                         | 32                          | 27                 | 15                  |  |
| <b>Bedrooms</b>                       |                      |                              |              |                   |              |              |                           |                             |                    |                     |  |
| 17 None                               | 45                   | –                            | 2            | 9                 | 3            | 3            | 2                         | 13                          | 10                 | 9                   |  |
| 18 1                                  | 1 731                | 50                           | 253          | 67                | 110          | 117          | 106                       | 659                         | 213                | 304                 |  |
| 19 2                                  | 14 422               | 632                          | 2 309        | 278               | 672          | 1 080        | 916                       | 5 310                       | 1 195              | 1 862               |  |
| 20 3                                  | 36 370               | 2 717                        | 2 803        | 400               | 906          | 3 422        | 2 236                     | 8 438                       | 2 899              | 3 084               |  |
| 21 4 or more                          | 16 228               | 1 426                        | 283          | 116               | 366          | 1 392        | 828                       | 2 777                       | 1 319              | 1 017               |  |
| <b>Complete Bathrooms</b>             |                      |                              |              |                   |              |              |                           |                             |                    |                     |  |
| 22 None                               | 263                  | 10                           | 23           | 149               | 31           | 36           | 19                        | 100                         | 21                 | 88                  |  |
| 23 1                                  | 18 650               | 207                          | 1 784        | 377               | 1 094        | 1 953        | 1 362                     | 5 875                       | 1 295              | 2 680               |  |
| 24 1 and one-half                     | 12 743               | 218                          | 602          | 265               | 277          | 1 309        | 612                       | 3 758                       | 729                | 1 064               |  |
| 25 2 or more                          | 37 140               | 4 389                        | 3 240        | 78                | 654          | 2 715        | 2 093                     | 7 463                       | 3 591              | 2 444               |  |
| <b>Square Footage of Unit</b>         |                      |                              |              |                   |              |              |                           |                             |                    |                     |  |
| Single detached and mobile homes      |                      |                              |              |                   |              |              |                           |                             |                    |                     |  |
| 26 Less than 500                      | 62 120               | 4 456                        | 5 649        | 745               | 1 839        | 5 144        | 3 662                     | 15 203                      | 4 823              | 5 686               |  |
| 27 500 to 749                         | 580                  | 66                           | 237          | 37                | 39           | 89           | 51                        | 189                         | 62                 | 178                 |  |
| 28 750 to 999                         | 1 371                | 41                           | 616          | 39                | 148          | 153          | 138                       | 464                         | 133                | 307                 |  |
| 29 1,000 to 1,499                     | 3 950                | 149                          | 1 381        | 84                | 250          | 291          | 374                       | 1 142                       | 297                | 656                 |  |
| 30 1,500 to 1,999                     | 14 581               | 944                          | 1 909        | 229               | 518          | 1 430        | 1 040                     | 4 000                       | 1 100              | 1 583               |  |
| 31 2,000 to 2,499                     | 14 542               | 988                          | 769          | 155               | 314          | 1 083        | 795                       | 3 381                       | 1 069              | 1 015               |  |
| 32 2,500 to 2,999                     | 10 144               | 788                          | 189          | 68                | 193          | 623          | 409                       | 2 221                       | 762                | 595                 |  |
| 33 3,000 to 3,999                     | 5 253                | 408                          | 51           | 17                | 93           | 330          | 198                       | 1 084                       | 440                | 331                 |  |
| 34 4,000 or more                      | 4 659                | 491                          | 24           | 36                | 70           | 254          | 171                       | 913                         | 383                | 269                 |  |
| 35 Not reported                       | 3 032                | 327                          | 34           | 19                | 60           | 198          | 98                        | 652                         | 255                | 182                 |  |
| 36 Not reported                       | 4 007                | 254                          | 439          | 63                | 155          | 693          | 388                       | 1 156                       | 321                | 572                 |  |
| 37 <b>Median</b>                      | <b>1 795</b>         | <b>1 956</b>                 | <b>1 097</b> | <b>1 396</b>      | <b>1 391</b> | <b>1 621</b> | <b>1 522</b>              | <b>1 682</b>                | <b>1 808</b>       | <b>1 448</b>        |  |
| <b>Lot Size<sup>1</sup></b>           |                      |                              |              |                   |              |              |                           |                             |                    |                     |  |
| 38 Less than one-eighth acre          | 7 684                | 442                          | 1 279        | 126               | 243          | 853          | 745                       | 2 235                       | 697                | 893                 |  |
| 39 One-eighth up to one-quarter acre  | 18 931               | 1 108                        | 1 061        | 220               | 530          | 2 091        | 1 658                     | 4 939                       | 1 501              | 1 708               |  |
| 40 One-quarter up to one-half acre    | 10 562               | 855                          | 251          | 104               | 213          | 807          | 602                       | 2 405                       | 1 039              | 786                 |  |
| 41 One-half up to one acre            | 9 316                | 551                          | 680          | 86                | 242          | 771          | 351                       | 2 081                       | 623                | 795                 |  |
| 42 1 up to 5 acres                    | 12 220               | 1 149                        | 1 518        | 152               | 424          | 912          | 333                       | 2 649                       | 857                | 1 150               |  |
| 43 5 up to 10 acres                   | 2 326                | 235                          | 435          | 29                | 91           | 83           | 43                        | 474                         | 182                | 180                 |  |
| 44 10 acres or more                   | 3 151                | 232                          | 408          | 68                | 131          | 101          | 52                        | 890                         | 152                | 361                 |  |
| 45 <b>Median</b>                      | <b>.38</b>           | <b>.47</b>                   | <b>.67</b>   | <b>.36</b>        | <b>.44</b>   | <b>.24</b>   | <b>.21</b>                | <b>.32</b>                  | <b>.33</b>         | <b>.36</b>          |  |
| <b>Persons per Room</b>               |                      |                              |              |                   |              |              |                           |                             |                    |                     |  |
| 46 0.50 or less                       | 49 874               | 3 318                        | 3 679        | 585               | 1 390        | 4 013        | 1 968                     | 16 142                      | 3 994              | 4 772               |  |
| 47 0.51 to 1.00                       | 18 017               | 1 446                        | 1 847        | 253               | 568          | 1 876        | 1 792                     | 996                         | 1 577              | 1 276               |  |
| 48 1.01 to 1.50                       | 781                  | 47                           | 103          | 22                | 71           | 100          | 263                       | 49                          | 62                 | 179                 |  |
| 49 1.51 or more                       | 124                  | 14                           | 20           | 9                 | 27           | 25           | 63                        | 9                           | 3                  | 48                  |  |
| <b>Persons per Bedroom</b>            |                      |                              |              |                   |              |              |                           |                             |                    |                     |  |
| 50 0.50 or less                       | 17 549               | 917                          | 1 374        | 252               | 572          | 1 573        | 552                       | 7 700                       | 1 261              | 2 440               |  |
| 51 0.51 to 1.00                       | 34 456               | 2 704                        | 2 695        | 339               | 906          | 2 758        | 1 628                     | 8 505                       | 2 921              | 2 514               |  |
| 52 1.01 to 1.50                       | 11 282               | 932                          | 987          | 139               | 300          | 1 058        | 945                       | 531                         | 979                | 664                 |  |
| 53 1.51 or more                       | 5 464                | 272                          | 591          | 129               | 276          | 621          | 960                       | 448                         | 465                | 648                 |  |
| 54 No bedrooms                        | 45                   | –                            | 2            | 9                 | 3            | 3            | 2                         | 13                          | 10                 | 9                   |  |
| <b>Square Feet per Person</b>         |                      |                              |              |                   |              |              |                           |                             |                    |                     |  |
| Single detached and mobile homes      |                      |                              |              |                   |              |              |                           |                             |                    |                     |  |
| 55 Less than 200                      | 62 120               | 4 456                        | 5 649        | 745               | 1 839        | 5 144        | 3 662                     | 15 203                      | 4 823              | 5 686               |  |
| 56 200 to 299                         | 1 166                | 107                          | 335          | 52                | 110          | 195          | 288                       | 133                         | 99                 | 287                 |  |
| 57 300 to 399                         | 3 080                | 202                          | 667          | 65                | 166          | 290          | 494                       | 245                         | 230                | 346                 |  |
| 58 400 to 499                         | 5 190                | 303                          | 805          | 70                | 202          | 523          | 505                       | 494                         | 419                | 444                 |  |
| 59 500 to 599                         | 6 068                | 438                          | 785          | 76                | 169          | 568          | 390                       | 733                         | 489                | 429                 |  |
| 60 600 to 699                         | 5 639                | 432                          | 441          | 65                | 139          | 486          | 332                       | 843                         | 461                | 356                 |  |
| 61 700 to 799                         | 5 880                | 476                          | 495          | 57                | 171          | 405          | 258                       | 1 200                       | 440                | 371                 |  |
| 62 800 to 899                         | 4 767                | 383                          | 402          | 38                | 102          | 316          | 167                       | 1 306                       | 393                | 430                 |  |
| 63 900 to 999                         | 3 820                | 341                          | 301          | 33                | 99           | 220          | 144                       | 905                         | 263                | 260                 |  |
| 64 1,000 to 1,499                     | 3 570                | 266                          | 340          | 21                | 84           | 209          | 113                       | 1 063                       | 342                | 272                 |  |
| 65 1,500 or more                      | 10 406               | 744                          | 481          | 110               | 253          | 633          | 324                       | 3 578                       | 841                | 969                 |  |
| 66 Not reported                       | 8 526                | 511                          | 158          | 94                | 190          | 604          | 259                       | 3 546                       | 523                | 950                 |  |
| 67 Not reported                       | 4 007                | 254                          | 439          | 63                | 155          | 693          | 388                       | 1 156                       | 321                | 572                 |  |
| 68 <b>Median</b>                      | <b>743</b>           | <b>737</b>                   | <b>503</b>   | <b>621</b>        | <b>633</b>   | <b>640</b>   | <b>490</b>                | <b>1 014</b>                | <b>728</b>         | <b>775</b>          |  |

<sup>1</sup>Does not include multiunits, cooperatives, or condominiums.

| Total occupied units | In MSAs        |               | Outside MSAs  | Urban         |              | Rural         |               |               | Regions       |               |               |               |           |
|----------------------|----------------|---------------|---------------|---------------|--------------|---------------|---------------|---------------|---------------|---------------|---------------|---------------|-----------|
|                      | Central cities | Suburbs       |               | Total         | Outside MSAs | Total         | Suburbs       | Outside MSAs  | Northeast     | Midwest       | South         | West          |           |
| <b>68 796</b>        | <b>15 512</b>  | <b>36 015</b> | <b>17 269</b> | <b>44 139</b> | <b>4 972</b> | <b>24 657</b> | <b>12 256</b> | <b>12 297</b> | <b>12 644</b> | <b>17 568</b> | <b>25 180</b> | <b>13 403</b> | <b>1</b>  |
| 6                    | 5              | 1             | -             | 6             | -            | -             | -             | -             | 4             | -             | 2             | 1             | 2         |
| 70                   | 19             | 29            | 22            | 32            | 8            | 38            | 23            | 15            | 21            | 12            | 24            | 13            | 3         |
| 996                  | 307            | 435           | 254           | 668           | 56           | 328           | 129           | 198           | 274           | 205           | 287           | 230           | 4         |
| 7 322                | 1 537          | 3 509         | 2 276         | 4 365         | 616          | 2 956         | 1 292         | 1 660         | 1 110         | 1 884         | 2 944         | 1 383         | 5         |
| 16 395               | 3 589          | 7 827         | 4 980         | 9 790         | 1 318        | 6 605         | 2 923         | 3 661         | 2 348         | 4 224         | 6 745         | 3 077         | 6         |
| 18 174               | 4 563          | 9 123         | 4 488         | 11 859        | 1 349        | 6 315         | 3 145         | 3 138         | 3 569         | 4 460         | 6 773         | 3 372         | 7         |
| 12 314               | 2 827          | 6 718         | 2 769         | 8 211         | 853          | 4 102         | 2 156         | 1 916         | 2 406         | 3 175         | 4 154         | 2 578         | 8         |
| 7 583                | 1 517          | 4 649         | 1 417         | 5 133         | 418          | 2 450         | 1 441         | 1 000         | 1 599         | 1 996         | 2 480         | 1 509         | 9         |
| 3 427                | 653            | 2 193         | 582           | 2 362         | 189          | 1 066         | 670           | 393           | 806           | 916           | 1 010         | 695           | 10        |
| 2 508                | 496            | 1 532         | 481           | 1 711         | 166          | 797           | 477           | 315           | 507           | 695           | 760           | 546           | 11        |
| 2 582                | 562            | 1 313         | 707           | 1 559         | 193          | 1 023         | 499           | 514           | 387           | 499           | 1 113         | 582           | 12        |
| 3 600                | 789            | 2 039         | 772           | 2 355         | 165          | 1 245         | 634           | 607           | 588           | 910           | 1 127         | 975           | 13        |
| 262                  | 47             | 171           | 44            | 172           | 12           | 90            | 58            | 32            | 45            | 34            | 138           | 44            | 14        |
| 9 100                | 2 036          | 4 908         | 2 155         | 5 841         | 512          | 3 258         | 1 598         | 1 644         | 1 498         | 2 316         | 2 868         | 2 418         | 15        |
| 261                  | 56             | 163           | 41            | 182           | 12           | 79            | 49            | 29            | 44            | 34            | 136           | 47            | 16        |
| 45                   | 24             | 13            | 7             | 30            | 3            | 15            | 10            | 5             | 18            | 7             | 15            | 4             | 17        |
| 1 731                | 485            | 814           | 433           | 1 151         | 116          | 581           | 264           | 317           | 507           | 374           | 499           | 352           | 18        |
| 14 422               | 3 531          | 6 861         | 4 029         | 9 227         | 1 197        | 5 195         | 2 345         | 2 833         | 2 546         | 3 932         | 5 121         | 2 823         | 19        |
| 36 370               | 8 130          | 18 743        | 9 497         | 22 707        | 2 621        | 13 663        | 6 718         | 6 876         | 6 269         | 9 141         | 14 319        | 6 641         | 20        |
| 16 228               | 3 342          | 9 584         | 3 302         | 11 025        | 1 035        | 5 203         | 2 919         | 2 267         | 3 303         | 4 115         | 5 225         | 3 584         | 21        |
| 263                  | 44             | 107           | 111           | 106           | 13           | 157           | 59            | 98            | 44            | 46            | 141           | 31            | 22        |
| 18 650               | 4 869          | 7 650         | 6 131         | 11 607        | 1 835        | 7 043         | 2 740         | 4 297         | 4 267         | 5 760         | 5 983         | 2 640         | 23        |
| 12 743               | 3 207          | 6 572         | 2 963         | 8 909         | 1 002        | 3 834         | 1 853         | 1 961         | 3 194         | 4 421         | 3 189         | 1 938         | 24        |
| 37 140               | 7 392          | 21 685        | 8 063         | 23 517        | 2 122        | 13 623        | 7 604         | 5 941         | 5 138         | 7 342         | 15 866        | 8 794         | 25        |
| 62 120               | 12 684         | 32 572        | 16 863        | 38 157        | 4 719        | 23 962        | 11 722        | 12 144        | 10 276        | 16 368        | 23 280        | 12 196        | 26        |
| 580                  | 124            | 264           | 193           | 267           | 33           | 314           | 155           | 159           | 102           | 88            | 277           | 113           | 27        |
| 1 371                | 212            | 586           | 574           | 658           | 133          | 714           | 272           | 440           | 207           | 342           | 594           | 228           | 28        |
| 3 950                | 797            | 1 640         | 1 513         | 2 072         | 353          | 1 878         | 715           | 1 160         | 508           | 1 115         | 1 631         | 696           | 29        |
| 14 581               | 3 223          | 6 778         | 4 580         | 8 787         | 1 337        | 5 794         | 2 541         | 3 243         | 1 704         | 3 718         | 6 043         | 3 115         | 30        |
| 14 542               | 3 051          | 7 847         | 3 644         | 9 211         | 1 083        | 5 331         | 2 729         | 2 560         | 2 171         | 3 532         | 5 562         | 3 277         | 31        |
| 10 144               | 1 958          | 5 711         | 2 475         | 6 293         | 687          | 3 851         | 2 047         | 1 787         | 1 759         | 2 787         | 3 558         | 2 039         | 32        |
| 5 253                | 951            | 3 157         | 1 145         | 3 296         | 296          | 1 957         | 1 099         | 849           | 1 032         | 1 390         | 1 873         | 959           | 33        |
| 4 659                | 849            | 2 770         | 1 040         | 2 915         | 341          | 1 744         | 1 035         | 699           | 1 066         | 1 257         | 1 510         | 827           | 34        |
| 3 032                | 552            | 1 704         | 775           | 1 906         | 226          | 1 126         | 577           | 549           | 719           | 822           | 1 067         | 424           | 35        |
| 4 007                | 967            | 2 115         | 926           | 2 752         | 229          | 1 255         | 553           | 697           | 1 008         | 1 316         | 1 167         | 516           | 36        |
| <b>1 795</b>         | <b>1 746</b>   | <b>1 880</b>  | <b>1 652</b>  | <b>1 821</b>  | <b>1 679</b> | <b>1 749</b>  | <b>1 848</b>  | <b>1 641</b>  | <b>1 987</b>  | <b>1 820</b>  | <b>1 726</b>  | <b>1 757</b>  | <b>37</b> |
| 7 684                | 2 827          | 3 687         | 1 170         | 6 386         | 614          | 1 298         | 738           | 556           | 1 641         | 2 071         | 1 860         | 2 111         | 38        |
| 18 931               | 6 229          | 9 691         | 3 011         | 16 014        | 1 766        | 2 917         | 1 635         | 1 246         | 2 694         | 5 024         | 6 081         | 5 132         | 39        |
| 10 562               | 2 293          | 6 156         | 2 113         | 8 038         | 983          | 2 524         | 1 384         | 1 130         | 1 763         | 3 010         | 3 821         | 1 968         | 40        |
| 9 316                | 1 257          | 5 408         | 2 651         | 5 362         | 713          | 3 953         | 2 001         | 1 938         | 1 951         | 2 046         | 4 246         | 1 072         | 41        |
| 12 220               | 849            | 6 194         | 5 178         | 3 418         | 576          | 8 802         | 4 172         | 4 602         | 2 424         | 2 627         | 5 752         | 1 417         | 42        |
| 2 326                | 109            | 1 136         | 1 080         | 366           | 55           | 1 960         | 932           | 1 026         | 324           | 638           | 1 028         | 337           | 43        |
| 3 151                | 115            | 1 246         | 1 790         | 397           | 78           | 2 754         | 1 038         | 1 712         | 437           | 1 158         | 1 202         | 354           | 44        |
| <b>.38</b>           | <b>.21</b>     | <b>.39</b>    | <b>.92</b>    | <b>.23</b>    | <b>.25</b>   | <b>1.64</b>   | <b>1.18</b>   | <b>2.07</b>   | <b>.43</b>    | <b>.35</b>    | <b>.53</b>    | <b>.23</b>    | <b>45</b> |
| 49 874               | 11 222         | 26 033        | 12 619        | 32 276        | 3 860        | 17 598        | 8 764         | 8 758         | 9 151         | 12 823        | 18 444        | 9 456         | 46        |
| 18 017               | 3 993          | 9 569         | 4 454         | 11 249        | 1 079        | 6 768         | 3 364         | 3 375         | 3 387         | 4 572         | 6 396         | 3 663         | 47        |
| 781                  | 256            | 364           | 161           | 522           | 26           | 259           | 124           | 135           | 102           | 160           | 277           | 243           | 48        |
| 124                  | 41             | 48            | 34            | 92            | 6            | 32            | 4             | 28            | 4             | 14            | 63            | 42            | 49        |
| 17 549               | 4 357          | 8 593         | 4 599         | 11 904        | 1 602        | 5 645         | 2 623         | 2 997         | 3 117         | 4 525         | 6 552         | 3 355         | 50        |
| 34 456               | 7 338          | 18 461        | 8 657         | 21 599        | 2 381        | 12 857        | 6 529         | 6 276         | 6 103         | 8 712         | 12 984        | 6 656         | 51        |
| 11 282               | 2 361          | 6 138         | 2 783         | 6 980         | 690          | 4 301         | 2 184         | 2 093         | 2 329         | 2 987         | 3 837         | 2 130         | 52        |
| 5 464                | 1 433          | 2 810         | 1 222         | 3 626         | 296          | 1 838         | 909           | 926           | 1 077         | 1 337         | 1 792         | 1 258         | 53        |
| 45                   | 24             | 13            | 7             | 30            | 3            | 15            | 10            | 5             | 18            | 7             | 15            | 4             | 54        |
| 62 120               | 12 684         | 32 572        | 16 863        | 38 157        | 4 719        | 23 962        | 11 722        | 12 144        | 10 276        | 16 368        | 23 280        | 12 196        | 55        |
| 1 166                | 295            | 516           | 356           | 686           | 68           | 480           | 189           | 288           | 146           | 215           | 526           | 280           | 56        |
| 3 080                | 655            | 1 527         | 898           | 1 848         | 219          | 1 232         | 553           | 679           | 442           | 850           | 1 100         | 688           | 57        |
| 5 190                | 1 095          | 2 590         | 1 505         | 3 084         | 359          | 2 106         | 956           | 1 146         | 664           | 1 309         | 2 056         | 1 160         | 58        |
| 6 068                | 1 244          | 3 168         | 1 656         | 3 661         | 424          | 2 407         | 1 161         | 1 231         | 976           | 1 504         | 2 332         | 1 256         | 59        |
| 5 639                | 1 056          | 3 117         | 1 466         | 3 453         | 397          | 2 186         | 1 103         | 1 069         | 921           | 1 451         | 2 162         | 1 106         | 60        |
| 5 880                | 1 156          | 3 176         | 1 548         | 3 501         | 468          | 2 379         | 1 296         | 1 080         | 902           | 1 610         | 2 138         | 1 230         | 61        |
| 4 767                | 884            | 2 547         | 1 337         | 2 863         | 369          | 1 904         | 924           | 967           | 677           | 1 219         | 1 864         | 1 007         | 62        |
| 3 820                | 705            | 2 071         | 1 044         | 2 267         | 295          | 1 553         | 792           | 749           | 665           | 923           | 1 454         | 779           | 63        |
| 3 570                | 714            | 1 934         | 922           | 2 131         | 256          | 1 439         | 770           | 666           | 508           | 943           | 1 392         | 727           | 64        |
| 10 406               | 2 011          | 5 510         | 2 886         | 6 321         | 819          | 4 084         | 2 000         | 2 067         | 1 702         | 2 795         | 3 950         | 1 958         | 65        |
| 8 526                | 1 904          | 4 301         | 2 321         | 5 589         | 816          | 2 937         | 1 425         | 1 505         | 1 665         | 2 232         | 3 141         | 1 488         | 66        |
| 4 007                | 967            | 2 115         | 926           | 2 752         | 229          | 1 255         | 553           | 697           | 1 008         | 1 316         | 1 167         | 516           | 67        |
| <b>743</b>           | <b>741</b>     | <b>745</b>    | <b>740</b>    | <b>751</b>    | <b>784</b>   | <b>730</b>    | <b>735</b>    | <b>724</b>    | <b>786</b>    | <b>748</b>    | <b>740</b>    | <b>712</b>    | <b>68</b> |



**Table 3-4. Selected Equipment and Plumbing—Owner Occupied Units**

[Numbers in thousands. Consistent with the 1990 Census. ... means not applicable or sample too small. – means zero or rounds to zero]

| Characteristics   | Total occupied units | Housing unit characteristics |              |                   |              |              | Household characteristics |                             |                    |                     |  |
|---|----------------------|------------------------------|--------------|-------------------|--------------|--------------|---------------------------|-----------------------------|--------------------|---------------------|--|
|   |                      | New construction 4 years     | Mobile homes | Physical problems |              | Black        | Hispanic                  | Elderly (65 years and over) | Moved in past year | Below poverty level |  |
|   |                      |                              |              | Severe            | Moderate     |              |                           |                             |                    |                     |  |
| <b>1 Total</b>  | <b>68 796</b>        | <b>4 825</b>                 | <b>5 649</b> | <b>869</b>        | <b>2 056</b> | <b>6 013</b> | <b>4 087</b>              | <b>17 196</b>               | <b>5 636</b>       | <b>6 276</b>        |  |
| <b>Equipment<sup>1</sup></b>                                      |                      |                              |              |                   |              |              |                           |                             |                    |                     |  |
| 2 Lacking complete kitchen facilities                             | 388                  | 33                           | 53           | 52                | 336          | 43           | 29                        | 88                          | 69                 | 74                  |  |
| 3 With complete kitchen (sink, refrigerator, and oven or burners) | 68 407               | 4 792                        | 5 596        | 817               | 1 720        | 5 971        | 4 057                     | 17 108                      | 5 567              | 6 201               |  |
| 4 Kitchen sink  | 68 705               | 4 816                        | 5 639        | 836               | 1 999        | 5 998        | 4 079                     | 17 176                      | 5 613              | 6 247               |  |
| 5 Refrigerator  | 68 633               | 4 810                        | 5 633        | 834               | 1 929        | 6 000        | 4 078                     | 17 159                      | 5 601              | 6 241               |  |
| 6 Cooking stove or range  | 68 499               | 4 795                        | 5 584        | 829               | 1 951        | 5 981        | 4 068                     | 17 133                      | 5 580              | 6 224               |  |
| 7 Burners, no stove or range                                      | 58                   | 4                            | 6            | 4                 | 7            | 11           | 9                         | 11                          | 11                 | 12                  |  |
| 8 Microwave oven only   | 129                  | 8                            | 19           | 13                | 10           | 11           | 5                         | 29                          | 26                 | 17                  |  |
| 9 Dishwasher  | 44 904               | 4 155                        | 2 410        | 320               | 644          | 2 422        | 1 921                     | 9 462                       | 4 077              | 2 554               |  |
| 10 Washing machine  | 65 140               | 4 702                        | 5 084        | 715               | 1 789        | 5 388        | 3 688                     | 15 987                      | 5 214              | 5 638               |  |
| 11 Clothes dryer  | 62 738               | 4 640                        | 4 780        | 613               | 1 530        | 4 785        | 3 214                     | 14 874                      | 5 130              | 5 056               |  |
| 12 Disposal in kitchen sink                                       | 31 659               | 2 822                        | 803          | 203               | 368          | 1 748        | 1 801                     | 6 866                       | 3 117              | 1 741               |  |
| 13 Trash compactor  | 3 155                | 253                          | 70           | 9                 | 39           | 148          | 157                       | 679                         | 298                | 174                 |  |
| <b>Air conditioning:</b>  |                      |                              |              |                   |              |              |                           |                             |                    |                     |  |
| 14 Central  | 41 167               | 4 113                        | 3 296        | 311               | 470          | 3 300        | 2 138                     | 9 622                       | 3 728              | 2 977               |  |
| 15 Additional central   | 2 776                | 423                          | 155          | 18                | 30           | 150          | 165                       | 535                         | 311                | 175                 |  |
| 16 1 room unit  | 8 382                | 164                          | 891          | 159               | 520          | 858          | 514                       | 2 573                       | 523                | 1 163               |  |
| 17 2 room units   | 4 998                | 56                           | 435          | 78                | 423          | 705          | 329                       | 1 241                       | 241                | 545                 |  |
| 18 3 room units or more   | 2 462                | 15                           | 75           | 29                | 246          | 367          | 216                       | 547                         | 129                | 188                 |  |
| <b>Main Heating Equipment</b>                                     |                      |                              |              |                   |              |              |                           |                             |                    |                     |  |
| 19 Warm-air furnace   | 44 901               | 3 516                        | 4 253        | 461               | 627          | 3 809        | 2 264                     | 10 780                      | 3 876              | 3 769               |  |
| 20 Steam or hot water system                                      | 7 581                | 149                          | 14           | 121               | 130          | 643          | 283                       | 2 190                       | 502                | 495                 |  |
| 21 Electric heat pump   | 7 809                | 991                          | 825          | 48                | 67           | 626          | 524                       | 1 627                       | 794                | 569                 |  |
| 22 Built-in electric units  | 2 285                | 46                           | 57           | 28                | 34           | 115          | 80                        | 643                         | 141                | 226                 |  |
| 23 Floor, wall, or other built-in hot-air units without ducts     | 2 403                | 52                           | 115          | 63                | 49           | 241          | 422                       | 812                         | 145                | 406                 |  |
| 24 Room heaters with flue   | 939                  | 13                           | 65           | 25                | 24           | 145          | 55                        | 364                         | 45                 | 217                 |  |
| 25 Room heaters without flue                                      | 1 066                | 6                            | 126          | 30                | 1 036        | 317          | 200                       | 371                         | 18                 | 266                 |  |
| 26 Portable electric heaters                                      | 360                  | 15                           | 62           | 5                 | 13           | 50           | 133                       | 62                          | 34                 | 102                 |  |
| 27 Stoves   | 914                  | 6                            | 81           | 58                | 53           | 44           | 35                        | 206                         | 27                 | 151                 |  |
| 28 Fireplaces with inserts  | 121                  | 11                           | 5            | –                 | –            | 9            | 5                         | 23                          | 6                  | 6                   |  |
| 29 Fireplaces without inserts                                     | 51                   | 5                            | 4            | 5                 | 2            | 6            | 4                         | 22                          | 5                  | 14                  |  |
| 30 Other  | 114                  | 3                            | 13           | 8                 | 11           | 3            | 22                        | 34                          | 10                 | 16                  |  |
| 31 Cooking stove  | 47                   | –                            | 9            | 7                 | 2            | 5            | 21                        | 21                          | 5                  | 14                  |  |
| 32 None   | 206                  | 13                           | 20           | 8                 | 9            | –            | 38                        | 41                          | 28                 | 24                  |  |
| <b>Other Heating Equipment<sup>1</sup></b>                        |                      |                              |              |                   |              |              |                           |                             |                    |                     |  |
| 33 Warm-air furnace   | 565                  | 22                           | 54           | 8                 | 14           | 46           | 35                        | 176                         | 30                 | 52                  |  |
| 34 Steam or hot water system                                      | 145                  | 5                            | –            | 6                 | 7            | 17           | 4                         | 51                          | 8                  | 2                   |  |
| 35 Electric heat pump   | 291                  | 42                           | 8            | 3                 | 7            | 3            | 5                         | 82                          | 17                 | 24                  |  |
| 36 Built-in electric units  | 2 125                | 68                           | 66           | 14                | 96           | 117          | 81                        | 560                         | 119                | 144                 |  |
| 37 Floor, wall, or other built-in hot-air units without ducts     | 269                  | 6                            | 12           | 4                 | 14           | 37           | 19                        | 93                          | 10                 | 26                  |  |
| 38 Room heaters with flue   | 740                  | 29                           | 50           | 20                | 37           | 91           | 36                        | 251                         | 34                 | 115                 |  |
| 39 Room heaters without flue                                      | 1 714                | 69                           | 223          | 34                | 139          | 186          | 44                        | 442                         | 48                 | 194                 |  |
| 40 Portable electric heaters                                      | 5 535                | 154                          | 436          | 88                | 324          | 498          | 312                       | 1 676                       | 244                | 506                 |  |
| 41 Stoves   | 4 145                | 109                          | 286          | 74                | 101          | 140          | 134                       | 919                         | 177                | 310                 |  |
| 42 Fireplaces with inserts  | 3 897                | 402                          | 191          | 31                | 53           | 266          | 163                       | 738                         | 356                | 224                 |  |
| 43 Fireplaces without inserts                                     | 3 098                | 357                          | 107          | 23                | 67           | 254          | 212                       | 549                         | 328                | 180                 |  |
| 44 Other  | 569                  | 21                           | 34           | 10                | 21           | 22           | 22                        | 164                         | 11                 | 33                  |  |
| 45 Cooking stove  | 446                  | 15                           | 29           | 11                | 16           | 56           | 37                        | 159                         | 30                 | 61                  |  |
| 46 None   | 49 127               | 3 645                        | 4 277        | 604               | 1 308        | 4 553        | 3 114                     | 12 386                      | 4 324              | 4 677               |  |
| 47 Used as parallel heating equipment <sup>1</sup>                | 3 289                | 93                           | 132          | 67                | 133          | 209          | 183                       | 911                         | 168                | 313                 |  |
| 48 Warm-air furnace   | 228                  | 16                           | 19           | 2                 | 2            | 6            | 22                        | 75                          | 12                 | 23                  |  |
| 49 Steam or hot water system                                      | 61                   | –                            | –            | 2                 | 2            | 5            | 2                         | 21                          | 5                  | –                   |  |
| 50 Electric heat pump   | 111                  | 11                           | –            | 2                 | 2            | 2            | 2                         | 31                          | 2                  | 14                  |  |
| 51 Built-in electric units  | 883                  | 4                            | 14           | 5                 | 42           | 53           | 40                        | 215                         | 57                 | 46                  |  |
| 52 Floor, wall, or other built-in hot-air units without ducts     | 116                  | –                            | –            | 3                 | 6            | 11           | 11                        | 44                          | 6                  | 15                  |  |
| 53 Room heaters with flue   | 275                  | 5                            | 15           | 12                | 16           | 33           | 15                        | 111                         | 12                 | 77                  |  |
| 54 Stoves   | 834                  | 11                           | 55           | 23                | 28           | 31           | 40                        | 242                         | 17                 | 80                  |  |
| 55 Fireplaces with inserts  | 477                  | 23                           | 21           | 8                 | 4            | 31           | 17                        | 111                         | 24                 | 42                  |  |
| 56 Fireplaces with no inserts                                     | 377                  | 18                           | 10           | 10                | 23           | 44           | 25                        | 71                          | 34                 | 31                  |  |
| 57 Cooking stove  | 23                   | –                            | –            | –                 | –            | 5            | 6                         | 7                           | 5                  | 2                   |  |
| 58 Other  | 151                  | 6                            | 6            | 7                 | 6            | 6            | 15                        | 46                          | 2                  | 18                  |  |
| 59 Used as supplemental heating equipment <sup>1</sup>            | 15 965               | 997                          | 1 161        | 202               | 618          | 1 208        | 726                       | 3 896                       | 1 033              | 1 233               |  |
| 60 Warm-air furnace   | 267                  | 2                            | 33           | 5                 | 12           | 36           | 11                        | 70                          | 12                 | 22                  |  |
| 61 Steam or hot water system                                      | 59                   | 3                            | –            | 3                 | 1            | 5            | 2                         | 23                          | –                  | 2                   |  |
| 62 Electric heat pump   | 160                  | 28                           | 8            | –                 | 4            | 3            | 3                         | 50                          | 15                 | 10                  |  |
| 63 Built-in electric units  | 1 229                | 64                           | 52           | 9                 | 54           | 64           | 41                        | 343                         | 60                 | 98                  |  |
| 64 Floor, wall, or other built-in hot-air units without ducts     | 123                  | 4                            | 10           | –                 | 2            | 21           | 8                         | 38                          | 4                  | 9                   |  |
| 65 Room heaters with flue   | 369                  | 17                           | 34           | 7                 | 18           | 51           | 9                         | 112                         | 16                 | 32                  |  |
| 66 Room heaters without flue                                      | 1 714                | 69                           | 223          | 34                | 139          | 186          | 44                        | 442                         | 48                 | 194                 |  |
| 67 Portable electric heaters                                      | 5 535                | 154                          | 436          | 88                | 324          | 498          | 312                       | 1 676                       | 244                | 506                 |  |
| 68 Stoves   | 3 266                | 90                           | 221          | 51                | 72           | 109          | 92                        | 675                         | 156                | 228                 |  |
| 69 Fireplaces with inserts  | 2 718                | 317                          | 157          | 14                | 38           | 195          | 101                       | 484                         | 268                | 151                 |  |
| 70 Fireplaces with no inserts                                     | 2 692                | 337                          | 97           | 13                | 41           | 210          | 183                       | 478                         | 287                | 149                 |  |
| 71 Cooking stove  | 298                  | 4                            | 17           | 8                 | 12           | 41           | 21                        | 125                         | 11                 | 42                  |  |
| 72 Other  | 405                  | 15                           | 29           | 2                 | 15           | 15           | 7                         | 115                         | 9                  | 15                  |  |
| <b>Plumbing</b>   |                      |                              |              |                   |              |              |                           |                             |                    |                     |  |
| 73 With all plumbing facilities                                   | 68 136               | 4 811                        | 5 596        | 209               | 2 056        | 5 946        | 4 027                     | 16 944                      | 5 597              | 6 127               |  |
| 74 Lacking some or all plumbing facilities <sup>1</sup>           | 660                  | 14                           | 53           | 660               | –            | 68           | 60                        | 252                         | 39                 | 149                 |  |
| 75 No hot piped water   | 130                  | 10                           | 20           | 130               | –            | 26           | 3                         | 53                          | 16                 | 51                  |  |
| 76 No bathtub and no shower                                       | 118                  | 7                            | 12           | 118               | –            | 22           | –                         | 51                          | 14                 | 45                  |  |
| 77 No flush toilet  | 105                  | 7                            | 12           | 105               | –            | 22           | –                         | 46                          | 10                 | 43                  |  |
| 78 No exclusive use   | 515                  | 4                            | 33           | 515               | –            | 41           | 56                        | 189                         | 24                 | 89                  |  |

| Total occupied units | In MSAs        |               | Outside MSAs  | Urban         |              | Rural         |               |               | Regions       |               |               |               |          |
|----------------------|----------------|---------------|---------------|---------------|--------------|---------------|---------------|---------------|---------------|---------------|---------------|---------------|----------|
|                      | Central cities | Suburbs       |               | Total         | Outside MSAs | Total         | Suburbs       | Outside MSAs  | Northeast     | Midwest       | South         | West          |          |
| <b>68 796</b>        | <b>15 512</b>  | <b>36 015</b> | <b>17 269</b> | <b>44 139</b> | <b>4 972</b> | <b>24 657</b> | <b>12 256</b> | <b>12 297</b> | <b>12 644</b> | <b>17 568</b> | <b>25 180</b> | <b>13 403</b> | <b>1</b> |
| 388                  | 90             | 190           | 109           | 234           | 27           | 154           | 71            | 82            | 64            | 83            | 147           | 93            | 2        |
| 68 407               | 15 423         | 35 825        | 17 160        | 43 904        | 4 945        | 24 503        | 12 185        | 12 214        | 12 579        | 17 485        | 25 033        | 13 310        | 2        |
| 68 705               | 15 490         | 35 976        | 17 239        | 44 089        | 4 966        | 24 616        | 12 238        | 12 274        | 12 631        | 17 550        | 25 136        | 13 389        | 4        |
| 68 633               | 15 491         | 35 925        | 17 217        | 44 063        | 4 962        | 24 570        | 12 210        | 12 255        | 12 627        | 17 527        | 25 114        | 13 364        | 5        |
| 68 499               | 15 462         | 35 863        | 17 174        | 43 980        | 4 952        | 24 519        | 12 193        | 12 222        | 12 598        | 17 496        | 25 049        | 13 356        | 6        |
| 58                   | 18             | 26            | 14            | 40            | 2            | 18            | 6             | 12            | 10            | 11            | 24            | 13            | 7        |
| 129                  | 17             | 75            | 38            | 70            | 15           | 59            | 36            | 23            | 20            | 32            | 60            | 18            | 8        |
| 44 904               | 9 239          | 26 396        | 9 269         | 29 747        | 2 745        | 15 157        | 8 537         | 6 524         | 8 183         | 10 256        | 16 340        | 10 125        | 9        |
| 65 140               | 14 211         | 34 488        | 16 441        | 41 575        | 4 757        | 23 565        | 11 777        | 11 684        | 11 788        | 16 721        | 23 878        | 12 754        | 10       |
| 62 738               | 13 448         | 33 511        | 15 778        | 39 984        | 4 572        | 22 753        | 11 443        | 11 206        | 11 218        | 16 442        | 22 726        | 12 352        | 11       |
| 31 659               | 8 137          | 18 894        | 4 628         | 24 317        | 2 034        | 7 343         | 4 670         | 2 595         | 3 412         | 8 219         | 10 444        | 9 585         | 12       |
| 3 155                | 726            | 1 878         | 551           | 2 203         | 173          | 951           | 556           | 378           | 451           | 572           | 1 178         | 955           | 13       |
| 41 167               | 8 860          | 23 490        | 8 816         | 27 088        | 2 697        | 14 079        | 7 873         | 6 119         | 3 815         | 11 441        | 19 957        | 5 954         | 14       |
| 2 776                | 573            | 1 689         | 514           | 1 802         | 136          | 975           | 585           | 377           | 176           | 396           | 1 753         | 452           | 15       |
| 8 382                | 1 881          | 3 663         | 2 838         | 4 846         | 809          | 3 536         | 1 504         | 2 029         | 2 638         | 2 575         | 1 900         | 1 269         | 16       |
| 4 998                | 1 273          | 2 315         | 1 409         | 3 188         | 414          | 1 810         | 814           | 996           | 1 925         | 1 163         | 1 643         | 267           | 17       |
| 2 462                | 785            | 1 196         | 482           | 1 903         | 162          | 558           | 239           | 320           | 1 215         | 310           | 860           | 76            | 18       |
| 44 901               | 10 517         | 23 673        | 10 711        | 30 126        | 3 464        | 14 775        | 7 466         | 7 247         | 5 841         | 14 717        | 14 611        | 9 732         | 19       |
| 7 581                | 2 072          | 4 107         | 1 401         | 5 544         | 437          | 2 037         | 1 069         | 964           | 5 433         | 1 246         | 467           | 434           | 20       |
| 7 809                | 1 343          | 4 643         | 1 823         | 4 177         | 350          | 3 632         | 2 123         | 1 473         | 226           | 463           | 6 324         | 796           | 21       |
| 2 285                | 274            | 1 048         | 962           | 1 079         | 213          | 1 205         | 457           | 749           | 599           | 471           | 554           | 661           | 22       |
| 2 403                | 681            | 1 101         | 621           | 1 698         | 201          | 704           | 284           | 420           | 227           | 322           | 838           | 1 016         | 23       |
| 939                  | 132            | 348           | 459           | 404           | 95           | 535           | 171           | 364           | 91            | 130           | 562           | 157           | 24       |
| 1 066                | 247            | 282           | 536           | 505           | 144          | 561           | 169           | 392           | 17            | 25            | 1 000         | 24            | 25       |
| 360                  | 97             | 204           | 59            | 205           | 11           | 155           | 108           | 47            | 13            | 7             | 260           | 80            | 26       |
| 914                  | 19             | 381           | 514           | 92            | 23           | 822           | 330           | 490           | 167           | 134           | 354           | 259           | 27       |
| 121                  | 11             | 39            | 72            | 29            | 11           | 92            | 31            | 61            | 10            | 17            | 51            | 44            | 28       |
| 51                   | 2              | 15            | 34            | 17            | 8            | 33            | 7             | 26            | —             | 3             | 29            | 19            | 29       |
| 114                  | 17             | 41            | 55            | 57            | 13           | 57            | 14            | 43            | 10            | 21            | 68            | 15            | 30       |
| 47                   | 20             | 14            | 14            | 25            | 2            | 22            | 10            | 12            | 12            | 8             | 23            | 5             | 31       |
| 206                  | 79             | 118           | 9             | 180           | —            | 26            | 17            | 9             | —             | 5             | 39            | 162           | 32       |
| 565                  | 108            | 268           | 189           | 304           | 45           | 260           | 116           | 144           | 79            | 188           | 158           | 139           | 33       |
| 145                  | 38             | 85            | 22            | 98            | 8            | 47            | 33            | 14            | 89            | 29            | 15            | 11            | 34       |
| 291                  | 34             | 197           | 60            | 139           | 12           | 151           | 101           | 48            | 17            | 49            | 192           | 32            | 35       |
| 2 125                | 390            | 974           | 762           | 1 111         | 174          | 1 014         | 426           | 588           | 454           | 503           | 595           | 573           | 36       |
| 269                  | 58             | 115           | 95            | 150           | 27           | 119           | 51            | 68            | 19            | 54            | 118           | 77            | 37       |
| 740                  | 121            | 277           | 342           | 323           | 73           | 417           | 148           | 268           | 148           | 164           | 311           | 117           | 38       |
| 1 714                | 219            | 687           | 807           | 688           | 158          | 1 026         | 377           | 650           | 311           | 409           | 905           | 89            | 39       |
| 5 535                | 1 351          | 2 704         | 1 480         | 3 553         | 451          | 1 982         | 951           | 1 030         | 850           | 1 487         | 1 765         | 1 434         | 40       |
| 4 145                | 349            | 1 967         | 1 829         | 1 354         | 296          | 2 791         | 1 252         | 1 533         | 1 184         | 882           | 996           | 1 084         | 41       |
| 3 897                | 594            | 2 131         | 1 173         | 1 946         | 228          | 1 951         | 997           | 945           | 403           | 795           | 1 483         | 1 216         | 42       |
| 3 098                | 676            | 1 842         | 580           | 1 984         | 163          | 1 114         | 692           | 417           | 279           | 464           | 1 376         | 979           | 43       |
| 569                  | 78             | 265           | 225           | 237           | 35           | 332           | 141           | 191           | 156           | 129           | 175           | 108           | 44       |
| 446                  | 125            | 197           | 124           | 299           | 39           | 147           | 62            | 85            | 83            | 113           | 171           | 80            | 45       |
| 49 127               | 11 906         | 26 219        | 11 002        | 33 631        | 3 539        | 15 495        | 7 949         | 7 463         | 9 292         | 13 132        | 18 184        | 8 518         | 46       |
| 3 289                | 517            | 1 609         | 1 162         | 1 613         | 238          | 1 676         | 749           | 924           | 644           | 653           | 1 070         | 922           | 47       |
| 228                  | 43             | 129           | 56            | 135           | 19           | 93            | 56            | 37            | 28            | 75            | 64            | 62            | 48       |
| 61                   | 18             | 33            | 10            | 46            | 5            | 15            | 10            | 5             | 29            | 7             | 8             | 6             | 49       |
| 111                  | 9              | 77            | 25            | 59            | 9            | 52            | 34            | 16            | 3             | 7             | 87            | 14            | 50       |
| 883                  | 172            | 435           | 276           | 517           | 67           | 365           | 157           | 209           | 224           | 190           | 220           | 250           | 51       |
| 116                  | 26             | 46            | 44            | 58            | 9            | 57            | 23            | 34            | 1             | 20            | 46            | 49            | 52       |
| 275                  | 56             | 95            | 125           | 138           | 28           | 137           | 40            | 96            | 54            | 65            | 116           | 40            | 53       |
| 834                  | 33             | 386           | 416           | 209           | 41           | 625           | 250           | 375           | 223           | 151           | 218           | 242           | 54       |
| 477                  | 72             | 248           | 156           | 239           | 36           | 237           | 115           | 120           | 52            | 77            | 174           | 172           | 55       |
| 377                  | 66             | 199           | 112           | 219           | 37           | 158           | 84            | 74            | 32            | 50            | 161           | 134           | 56       |
| 23                   | 16             | 4             | 4             | 19            | 2            | 4             | 2             | 7             | 1             | 1             | 6             | 9             | 57       |
| 151                  | 18             | 78            | 55            | 56            | 3            | 96            | 43            | 52            | 40            | 37            | 56            | 19            | 58       |
| 15 965               | 2 925          | 7 873         | 5 166         | 8 437         | 1 188        | 7 528         | 3 532         | 3 978         | 2 726         | 3 747         | 5 661         | 3 830         | 59       |
| 267                  | 40             | 109           | 118           | 119           | 20           | 148           | 50            | 98            | 40            | 89            | 77            | 60            | 60       |
| 59                   | 19             | 27            | 12            | 39            | 3            | 20            | 10            | 9             | 39            | 10            | 5             | 5             | 61       |
| 160                  | 20             | 104           | 35            | 67            | 2            | 92            | 60            | 33            | 9             | 39            | 95            | 16            | 62       |
| 1 229                | 212            | 531           | 486           | 585           | 107          | 644           | 265           | 379           | 225           | 311           | 376           | 317           | 63       |
| 123                  | 24             | 58            | 42            | 79            | 15           | 45            | 18            | 27            | 11            | 32            | 59            | 21            | 64       |
| 369                  | 48             | 127           | 194           | 138           | 43           | 231           | 80            | 151           | 86            | 84            | 146           | 53            | 65       |
| 1 714                | 219            | 687           | 807           | 688           | 158          | 1 026         | 377           | 650           | 311           | 409           | 905           | 89            | 66       |
| 5 535                | 1 351          | 2 704         | 1 480         | 3 553         | 451          | 1 982         | 951           | 1 030         | 850           | 1 487         | 1 765         | 1 434         | 67       |
| 3 266                | 309            | 1 555         | 1 401         | 1 117         | 250          | 2 149         | 990           | 1 151         | 940           | 721           | 767           | 837           | 68       |
| 2 718                | 399            | 1 455         | 863           | 1 289         | 150          | 1 428         | 708           | 713           | 284           | 603           | 1 077         | 754           | 69       |
| 2 692                | 606            | 1 622         | 465           | 1 750         | 126          | 942           | 599           | 339           | 247           | 412           | 1 196         | 837           | 70       |
| 298                  | 80             | 145           | 73            | 202           | 26           | 96            | 49            | 47            | 54            | 68            | 132           | 44            | 71       |
| 405                  | 60             | 176           | 170           | 176           | 32           | 229           | 91            | 138           | 109           | 91            | 119           | 87            | 72       |
| 68 136               | 15 334         | 35 735        | 17 067        | 43 736        | 4 920        | 24 399        | 12 148        | 12 147        | 12 499        | 17 422        | 24 931        | 13 283        | 73       |
| 660                  | 179            | 280           | 201           | 402           | 52           | 258           | 108           | 149           | 145           | 147           | 249           | 120           | 74       |
| 130                  | 19             | 44            | 68            | 32            | 8            | 98            | 38            | 60            | 22            | 15            | 85            | 8             | 75       |
| 118                  | 14             | 40            | 64            | 27            | 8            | 92            | 36            | 56            | 20            | 16            | 72            | 10            | 76       |
| 105                  | 10             | 36            | 58            | 15            | 2            | 90            | 34            | 56            | 14            | 10            | 72            | 8             | 77       |
| 515                  | 157            | 234           | 125           | 366           | 44           | 149           | 68            | 81            | 122           | 128           | 155           | 110           | 78       |

**Table 3-4. Selected Equipment and Plumbing—Owner Occupied Units—Con.**

[Numbers in thousands. Consistent with the 1990 Census. ... means not applicable or sample too small. — means zero or rounds to zero]

| Characteristics                                      | Total occupied units | Housing unit characteristics |              |                   |          | Household characteristics |          |                             |                    |                     |
|--|----------------------|------------------------------|--------------|-------------------|----------|---------------------------|----------|-----------------------------|--------------------|---------------------|
|  |                      | New construction 4 years     | Mobile homes | Physical problems |          | Black                     | Hispanic | Elderly (65 years and over) | Moved in past year | Below poverty level |
|  |                      |                              |              | Severe            | Moderate |                           |          |                             |                    |                     |
| <b>Primary Source of Water</b>                       |                      |                              |              |                   |          |                           |          |                             |                    |                     |
| 1 Public system or private company .....             | 57 390               | 3 842                        | 4 003        | 679               | 1 627    | 5 495                     | 3 869    | 14 388                      | 4 910              | 5 086               |
| 2 Well serving 1 to 5 units .....                    | 11 040               | 958                          | 1 580        | 146               | 419      | 512                       | 208      | 2 670                       | 700                | 1 117               |
| 3 Drilled .....                                      | 9 738                | 887                          | 1 352        | 134               | 356      | 379                       | 189      | 2 347                       | 608                | 950                 |
| 4 Dug .....  | 922                  | 53                           | 167          | 11                | 47       | 88                        | 11       | 241                         | 48                 | 132                 |
| 5 Not reported .....                                 | 381                  | 18                           | 61           | 1                 | 15       | 45                        | 8        | 82                          | 43                 | 35                  |
| 6 Other .....  | 365                  | 25                           | 66           | 45                | 11       | 7                         | 9        | 138                         | 26                 | 72                  |
| <b>Safety of Primary Source of Water</b>             |                      |                              |              |                   |          |                           |          |                             |                    |                     |
| 7 Selected primary water sources <sup>2</sup> .....  | 68 781               | 4 825                        | 5 647        | 868               | 2 054    | 6 010                     | 4 081    | 17 192                      | 5 635              | 6 270               |
| 8 Safe to drink .....                                | 62 778               | 4 454                        | 5 127        | 743               | 1 788    | 5 336                     | 3 258    | 16 148                      | 4 907              | 5 653               |
| 9 Not safe to drink .....                            | 5 212                | 344                          | 440          | 111               | 225      | 606                       | 778      | 849                         | 662                | 516                 |
| 10 Safety not reported .....                         | 792                  | 28                           | 80           | 14                | 41       | 68                        | 45       | 195                         | 65                 | 102                 |
| <b>Source of Drinking Water</b>                      |                      |                              |              |                   |          |                           |          |                             |                    |                     |
| 11 Primary source not safe to drink .....            | 5 212                | 344                          | 440          | 111               | 225      | 606                       | 778      | 849                         | 662                | 516                 |
| 12 Drinking and primary water source the same .....  | 1 072                | 75                           | 108          | 35                | 38       | 116                       | 107      | 219                         | 119                | 145                 |
| 13 Public or private system .....                    | 1 011                | 67                           | 102          | 21                | 31       | 115                       | 102      | 214                         | 109                | 132                 |
| 14 Individual well .....                             | 50                   | 1                            | 2            | 4                 | 7        | —                         | 4        | 5                           | 4                  | 9                   |
| 15 Spring .....                                      | —                    | —                            | —            | —                 | —        | —                         | —        | —                           | —                  | —                   |
| 16 Cistern .....                                     | —                    | —                            | —            | —                 | —        | —                         | —        | —                           | —                  | —                   |
| 17 Stream or lake .....                              | 1                    | —                            | —            | —                 | —        | 1                         | —        | —                           | —                  | —                   |
| 18 Other .....                                       | 10                   | 7                            | 4            | 10                | —        | —                         | —        | —                           | 7                  | 4                   |
| 19 Drinking and primary water source different ..... | 4 129                | 266                          | 331          | 72                | 187      | 490                       | 671      | 625                         | 542                | 368                 |
| 20 Public or private system .....                    | 14                   | —                            | 3            | 3                 | 3        | 3                         | —        | 2                           | 2                  | 5                   |
| 21 Individual well .....                             | 39                   | 4                            | 8            | —                 | 5        | 9                         | 12       | 14                          | 4                  | 3                   |
| 22 Spring .....                                      | 117                  | —                            | 15           | 7                 | 10       | 26                        | 7        | 30                          | 14                 | 20                  |
| 23 Cistern .....                                     | 11                   | —                            | —            | —                 | —        | —                         | 6        | 2                           | —                  | —                   |
| 24 Stream or lake .....                              | 6                    | —                            | —            | —                 | —        | —                         | —        | —                           | —                  | —                   |
| 25 Commercial bottled water .....                    | 2 954                | 193                          | 257          | 54                | 142      | 394                       | 502      | 440                         | 377                | 262                 |
| 26 Other .....                                       | 989                  | 69                           | 49           | 9                 | 28       | 59                        | 144      | 136                         | 145                | 79                  |
| 27 Source of drinking water not reported .....       | 11                   | 2                            | —            | 4                 | —        | —                         | —        | 5                           | 1                  | 2                   |
| <b>Means of Sewage Disposal</b>                      |                      |                              |              |                   |          |                           |          |                             |                    |                     |
| 28 Public sewer .....                                | 48 672               | 2 977                        | 2 337        | 560               | 1 316    | 4 990                     | 3 603    | 12 373                      | 4 248              | 4 184               |
| 29 Septic tank, cesspool, chemical toilet .....      | 20 071               | 1 842                        | 3 303        | 256               | 740      | 1 015                     | 484      | 4 808                       | 1 378              | 2 067               |
| 30 Other .....                                       | 53                   | 7                            | 8            | 53                | —        | 9                         | —        | 16                          | 10                 | 25                  |

<sup>1</sup>Figures may not add to total because more than one category may apply to a unit.  
<sup>2</sup>Excludes units where primary source of water is commercial bottled water.

| Total occupied units | In MSAs        |         | Outside MSAs | Urban  |              | Rural  |         |              | Regions   |         |        |        |    |
|----------------------|----------------|---------|--------------|--------|--------------|--------|---------|--------------|-----------|---------|--------|--------|----|
|                      | Central cities | Suburbs |              | Total  | Outside MSAs | Total  | Suburbs | Outside MSAs | Northeast | Midwest | South  | West   |    |
| 57 390               | 15 337         | 30 446  | 11 608       | 42 932 | 4 874        | 14 458 | 7 645   | 6 733        | 9 980     | 14 038  | 21 113 | 12 258 | 1  |
| 11 040               | 165            | 5 466   | 5 410        | 1 178  | 98           | 9 863  | 4 526   | 5 312        | 2 593     | 3 436   | 3 895  | 1 117  | 2  |
| 9 738                | 150            | 4 840   | 4 748        | 1 055  | 88           | 8 682  | 3 999   | 4 660        | 2 258     | 3 054   | 3 409  | 1 016  | 3  |
| 922                  | 6              | 399     | 517          | 58     | 3            | 864    | 350     | 514          | 267       | 247     | 330    | 77     | 4  |
| 381                  | 9              | 227     | 144          | 65     | 7            | 316    | 176     | 137          | 67        | 135     | 155    | 23     | 5  |
| 365                  | 11             | 103     | 252          | 28     | -            | 336    | 85      | 252          | 71        | 94      | 172    | 28     | 6  |
| 68 781               | 15 506         | 36 009  | 17 266       | 44 127 | 4 972        | 24 655 | 12 256  | 12 294       | 12 644    | 17 564  | 25 175 | 13 398 | 7  |
| 62 778               | 13 716         | 32 832  | 16 230       | 39 711 | 4 676        | 23 067 | 11 425  | 11 554       | 11 679    | 16 590  | 23 122 | 11 386 | 8  |
| 5 212                | 1 606          | 2 729   | 877          | 3 881  | 246          | 1 331  | 684     | 630          | 827       | 854     | 1 665  | 1 866  | 9  |
| 792                  | 184            | 448     | 160          | 535    | 50           | 257    | 147     | 110          | 138       | 120     | 388    | 147    | 10 |
| 5 212                | 1 606          | 2 729   | 877          | 3 881  | 246          | 1 331  | 684     | 630          | 827       | 854     | 1 665  | 1 866  | 11 |
| 1 072                | 342            | 513     | 217          | 770    | 59           | 302    | 139     | 159          | 246       | 248     | 326    | 253    | 12 |
| 1 011                | 342            | 486     | 184          | 761    | 59           | 250    | 120     | 125          | 235       | 233     | 293    | 250    | 13 |
| 50                   | -              | 20      | 30           | 8      | -            | 42     | 12      | 30           | 11        | 14      | 22     | 2      | 14 |
| -                    | -              | -       | -            | -      | -            | -      | -       | -            | -         | -       | -      | -      | 15 |
| -                    | -              | -       | -            | -      | -            | -      | -       | -            | -         | -       | -      | -      | 16 |
| 1                    | -              | 1       | -            | 1      | -            | -      | -       | -            | -         | 1       | -      | -      | 17 |
| 10                   | -              | 7       | 4            | -      | -            | 10     | 7       | 4            | -         | -       | 10     | -      | 18 |
| 4 129                | 1 262          | 2 208   | 659          | 3 104  | 188          | 1 025  | 542     | 471          | 575       | 603     | 1 339  | 1 611  | 19 |
| 14                   | -              | 7       | 7            | 3      | -            | 11     | 4       | 7            | 3         | 2       | 7      | 3      | 20 |
| 39                   | 9              | 17      | 12           | 21     | 2            | 18     | 8       | 10           | 3         | -       | 32     | 4      | 21 |
| 117                  | 33             | 45      | 39           | 70     | 3            | 47     | 10      | 36           | 72        | 18      | 19     | 8      | 22 |
| 11                   | -              | 8       | 2            | 6      | -            | 5      | 3       | 2            | -         | 2       | -      | 8      | 23 |
| 6                    | -              | 3       | 3            | 3      | -            | 3      | -       | 3            | -         | 3       | -      | 3      | 24 |
| 2 954                | 901            | 1 587   | 467          | 2 211  | 142          | 743    | 409     | 325          | 405       | 412     | 970    | 1 166  | 25 |
| 989                  | 319            | 542     | 128          | 791    | 41           | 198    | 108     | 87           | 92        | 165     | 312    | 419    | 26 |
| 11                   | 3              | 8       | -            | 7      | -            | 4      | 4       | -            | 6         | 2       | -      | 2      | 27 |
| 48 672               | 15 176         | 25 946  | 7 550        | 41 379 | 4 714        | 7 292  | 4 390   | 2 836        | 8 739     | 12 898  | 16 043 | 10 991 | 28 |
| 20 071               | 333            | 10 054  | 9 684        | 2 754  | 256          | 17 316 | 7 851   | 9 428        | 3 899     | 4 666   | 9 097  | 2 409  | 29 |
| 53                   | 3              | 15      | 35           | 5      | 2            | 48     | 15      | 33           | 6         | 5       | 40     | 3      | 30 |

**Table 3-5. Fuels—Owner Occupied Units**

[Numbers in thousands. Consistent with the 1990 Census. ... means not applicable or sample too small. – means zero or rounds to zero]

| Characteristics                              | Total occupied units | Housing unit characteristics |              |                   |              | Household characteristics |              |                             |                    |                     |  |
|--|----------------------|------------------------------|--------------|-------------------|--------------|---------------------------|--------------|-----------------------------|--------------------|---------------------|--|
|  |                      | New construction 4 years     | Mobile homes | Physical problems |              | Black                     | Hispanic     | Elderly (65 years and over) | Moved in past year | Below poverty level |  |
|  |                      |                              |              | Severe            | Moderate     |                           |              |                             |                    |                     |  |
| <b>1 Total</b> .....                         | <b>68 796</b>        | <b>4 825</b>                 | <b>5 649</b> | <b>869</b>        | <b>2 056</b> | <b>6 013</b>              | <b>4 087</b> | <b>17 196</b>               | <b>5 636</b>       | <b>6 276</b>        |  |
| <b>Main House Heating Fuel</b>               |                      |                              |              |                   |              |                           |              |                             |                    |                     |  |
| 2 Housing units with heating fuel .....      | 68 590               | 4 812                        | 5 629        | 860               | 2 048        | 6 013                     | 4 049        | 17 155                      | 5 608              | 6 252               |  |
| 3 Electricity .....                          | 17 770               | 1 905                        | 2 499        | 153               | 228          | 1 649                     | 1 258        | 3 871                       | 1 828              | 1 664               |  |
| 4 Piped gas .....                            | 37 031               | 2 231                        | 1 409        | 423               | 1 130        | 3 415                     | 2 430        | 9 484                       | 3 013              | 3 098               |  |
| 5 Bottled gas .....                          | 4 954                | 526                          | 1 124        | 85                | 388          | 386                       | 149          | 1 296                       | 325                | 674                 |  |
| 6 Fuel oil .....                             | 6 665                | 109                          | 202          | 106               | 104          | 405                       | 142          | 1 966                       | 357                | 476                 |  |
| 7 Kerosene or other liquid fuel .....        | 509                  | 16                           | 240          | 14                | 121          | 84                        | 10           | 146                         | 20                 | 106                 |  |
| 8 Coal or coke .....                         | 147                  | 3                            | 5            | 9                 | 5            | 2                         | 1            | 37                          | 12                 | 15                  |  |
| 9 Wood .....                                 | 1 433                | 19                           | 142          | 69                | 69           | 65                        | 54           | 336                         | 42                 | 208                 |  |
| 10 Solar energy .....                        | 11                   | –                            | –            | –                 | –            | 3                         | –            | 2                           | –                  | –                   |  |
| 11 Other .....                               | 68                   | 2                            | 8            | 2                 | 4            | 4                         | 5            | 16                          | 13                 | 11                  |  |
| <b>Other House Heating Fuels<sup>1</sup></b> |                      |                              |              |                   |              |                           |              |                             |                    |                     |  |
| 12 With other heating fuel .....             | 19 056               | 1 152                        | 1 277        | 254               | 713          | 1 428                     | 905          | 4 681                       | 1 250              | 1 516               |  |
| 13 Electricity .....                         | 7 876                | 261                          | 536          | 104               | 418          | 634                       | 410          | 2 312                       | 398                | 679                 |  |
| 14 Piped gas .....                           | 3 122                | 407                          | 58           | 42                | 106          | 302                       | 169          | 849                         | 314                | 194                 |  |
| 15 Bottled gas .....                         | 1 006                | 161                          | 122          | 10                | 54           | 75                        | 37           | 267                         | 76                 | 111                 |  |
| 16 Fuel oil .....                            | 513                  | 34                           | 42           | 19                | 29           | 57                        | 26           | 169                         | 14                 | 59                  |  |
| 17 Kerosene or other liquid fuel .....       | 996                  | 23                           | 158          | 22                | 50           | 86                        | 13           | 199                         | 23                 | 102                 |  |
| 18 Coal or coke .....                        | 89                   | –                            | –            | –                 | 3            | 2                         | –            | 16                          | 3                  | 2                   |  |
| 19 Wood .....                                | 8 255                | 350                          | 493          | 114               | 185          | 491                       | 356          | 1 613                       | 535                | 604                 |  |
| 20 Solar energy .....                        | 29                   | 2                            | –            | 2                 | –            | –                         | –            | 7                           | –                  | –                   |  |
| 21 Other .....                               | 299                  | 18                           | 36           | –                 | 8            | 11                        | 29           | 68                          | 8                  | 11                  |  |
| <b>Cooking Fuel</b>                          |                      |                              |              |                   |              |                           |              |                             |                    |                     |  |
| 22 With cooking fuel .....                   | 68 682               | 4 807                        | 5 609        | 844               | 1 969        | 6 002                     | 4 082        | 17 180                      | 5 615              | 6 251               |  |
| 23 Electricity .....                         | 41 921               | 2 973                        | 3 181        | 410               | 849          | 2 861                     | 1 658        | 10 515                      | 3 389              | 3 487               |  |
| 24 Piped gas .....                           | 22 612               | 1 387                        | 1 192        | 335               | 825          | 2 790                     | 2 221        | 5 604                       | 1 905              | 2 129               |  |
| 25 Bottled gas .....                         | 4 087                | 443                          | 1 234        | 83                | 294          | 351                       | 196          | 1 045                       | 319                | 610                 |  |
| 26 Kerosene or other liquid fuel .....       | 5                    | –                            | –            | –                 | –            | –                         | –            | –                           | –                  | –                   |  |
| 27 Coal or coke .....                        | 2                    | –                            | –            | –                 | –            | –                         | –            | 2                           | –                  | –                   |  |
| 28 Wood .....                                | 36                   | –                            | –            | 17                | –            | –                         | 4            | 11                          | –                  | 23                  |  |
| 29 Other .....                               | 19                   | 4                            | 2            | –                 | –            | –                         | 5            | 2                           | 2                  | –                   |  |
| <b>Water Heating Fuel</b>                    |                      |                              |              |                   |              |                           |              |                             |                    |                     |  |
| 30 With hot piped water .....                | 68 665               | 4 815                        | 5 629        | 739               | 2 056        | 5 987                     | 4 083        | 17 143                      | 5 620              | 6 225               |  |
| 31 Electricity .....                         | 26 245               | 2 162                        | 4 110        | 271               | 829          | 2 217                     | 1 179        | 6 477                       | 2 277              | 2 815               |  |
| 32 Piped gas .....                           | 35 594               | 2 177                        | 964          | 377               | 1 015        | 3 382                     | 2 650        | 8 801                       | 2 910              | 2 824               |  |
| 33 Bottled gas .....                         | 3 238                | 386                          | 513          | 42                | 169          | 214                       | 155          | 818                         | 221                | 370                 |  |
| 34 Fuel oil .....                            | 3 351                | 75                           | 11           | 47                | 36           | 164                       | 84           | 978                         | 200                | 187                 |  |
| 35 Kerosene or other liquid fuel .....       | 32                   | 7                            | 20           | –                 | 2            | 2                         | –            | 5                           | –                  | 2                   |  |
| 36 Coal or coke .....                        | 30                   | 3                            | –            | 2                 | –            | –                         | –            | 9                           | 3                  | 12                  |  |
| 37 Wood .....                                | 28                   | –                            | 5            | –                 | –            | –                         | –            | 5                           | –                  | 3                   |  |
| 38 Solar energy .....                        | 111                  | 5                            | 2            | –                 | –            | 3                         | 10           | 38                          | 6                  | 3                   |  |
| 39 Other .....                               | 35                   | –                            | 3            | –                 | 5            | 5                         | 5            | 11                          | 3                  | 8                   |  |
| <b>Central Air Conditioning Fuel</b>         |                      |                              |              |                   |              |                           |              |                             |                    |                     |  |
| 40 With central air conditioning .....       | 41 167               | 4 113                        | 3 296        | 311               | 470          | 3 300                     | 2 138        | 9 622                       | 3 728              | 2 977               |  |
| 41 Electricity .....                         | 39 280               | 3 948                        | 3 237        | 299               | 456          | 3 151                     | 2 060        | 9 122                       | 3 561              | 2 818               |  |
| 42 Piped gas .....                           | 1 663                | 130                          | 25           | 12                | 14           | 133                       | 66           | 432                         | 136                | 126                 |  |
| 43 Other .....                               | 224                  | 34                           | 34           | –                 | –            | 16                        | 12           | 68                          | 31                 | 33                  |  |
| <b>Other Central Air Fuel</b>                |                      |                              |              |                   |              |                           |              |                             |                    |                     |  |
| 44 With other central air .....              | 2 776                | 423                          | 155          | 18                | 30           | 150                       | 165          | 535                         | 311                | 175                 |  |
| 45 Electricity .....                         | 2 693                | 413                          | 151          | 18                | 29           | 145                       | 158          | 522                         | 304                | 173                 |  |
| 46 Gas .....                                 | 72                   | 10                           | 1            | –                 | 1            | 3                         | 7            | 12                          | 7                  | 2                   |  |
| 47 Other .....                               | 11                   | –                            | 2            | –                 | –            | 2                         | –            | –                           | –                  | –                   |  |
| <b>Clothes Dryer Fuel</b>                    |                      |                              |              |                   |              |                           |              |                             |                    |                     |  |
| 48 With clothes dryer .....                  | 62 738               | 4 640                        | 4 780        | 613               | 1 530        | 4 785                     | 3 214        | 14 874                      | 5 130              | 5 056               |  |
| 49 Electricity .....                         | 46 807               | 3 678                        | 4 367        | 437               | 1 238        | 3 565                     | 2 137        | 11 182                      | 3 926              | 3 985               |  |
| 50 Piped gas .....                           | 14 810               | 825                          | 272          | 160               | 261          | 1 196                     | 1 042        | 3 458                       | 1 095              | 990                 |  |
| 51 Other .....                               | 1 121                | 137                          | 141          | 16                | 31           | 25                        | 35           | 234                         | 109                | 81                  |  |
| <b>Units Using Each Fuel<sup>1</sup></b>     |                      |                              |              |                   |              |                           |              |                             |                    |                     |  |
| 52 Electricity .....                         | 68 741               | 4 825                        | 5 645        | 815               | 2 056        | 6 011                     | 4 087        | 17 182                      | 5 633              | 6 250               |  |
| 53 Piped gas .....                           | 41 861               | 2 545                        | 1 573        | 497               | 1 227        | 4 028                     | 2 965        | 10 544                      | 3 505              | 3 514               |  |
| 54 Bottled gas .....                         | 7 613                | 761                          | 1 599        | 135               | 469          | 542                       | 281          | 1 899                       | 534                | 964                 |  |
| 55 Fuel oil .....                            | 9 890                | 346                          | 558          | 167               | 229          | 725                       | 337          | 2 875                       | 588                | 826                 |  |
| 56 Kerosene or other liquid fuel .....       | 1 483                | 40                           | 391          | 36                | 162          | 169                       | 24           | 341                         | 43                 | 209                 |  |
| 57 Coal or coke .....                        | 230                  | 3                            | 5            | 11                | 8            | 2                         | 1            | 53                          | 12                 | 19                  |  |
| 58 Wood .....                                | 9 074                | 368                          | 573          | 140               | 234          | 530                       | 383          | 1 810                       | 569                | 722                 |  |
| 59 Solar energy .....                        | 146                  | 7                            | 2            | 2                 | –            | 7                         | 10           | 45                          | 6                  | 3                   |  |
| 60 Other .....                               | 488                  | 26                           | 46           | 2                 | 19           | 33                        | 45           | 126                         | 30                 | 31                  |  |
| 61 All electric units .....                  | 14 679               | 1 560                        | 2 252        | 129               | 182          | 1 272                     | 801          | 3 325                       | 1 420              | 1 347               |  |

<sup>1</sup>Figures may not add to total because more than one category may apply to a unit.

| Total occupied units | In MSAs        |               | Outside MSAs  | Urban         |              | Rural         |               |               | Regions       |               |               |               |          |
|----------------------|----------------|---------------|---------------|---------------|--------------|---------------|---------------|---------------|---------------|---------------|---------------|---------------|----------|
|                      | Central cities | Suburbs       |               | Total         | Outside MSAs | Total         | Suburbs       | Outside MSAs  | Northeast     | Midwest       | South         | West          |          |
| <b>68 796</b>        | <b>15 512</b>  | <b>36 015</b> | <b>17 269</b> | <b>44 139</b> | <b>4 972</b> | <b>24 657</b> | <b>12 256</b> | <b>12 297</b> | <b>12 644</b> | <b>17 568</b> | <b>25 180</b> | <b>13 403</b> | <b>1</b> |
| 68 590               | 15 433         | 35 897        | 17 260        | 43 959        | 4 972        | 24 631        | 12 239        | 12 288        | 12 644        | 17 564        | 25 141        | 13 241        | 2        |
| 17 770               | 3 207          | 9 852         | 4 712         | 9 467         | 916          | 8 304         | 4 454         | 3 796         | 1 082         | 1 784         | 11 909        | 2 995         | 3        |
| 37 031               | 10 943         | 19 502        | 6 587         | 29 892        | 3 413        | 7 139         | 3 928         | 3 174         | 5 834         | 12 809        | 9 392         | 8 997         | 4        |
| 4 954                | 198            | 1 809         | 2 947         | 756           | 232          | 4 198         | 1 472         | 2 715         | 448           | 1 851         | 2 089         | 567           | 5        |
| 6 665                | 1 004          | 3 875         | 1 787         | 3 519         | 327          | 3 147         | 1 687         | 1 459         | 4 717         | 771           | 941           | 236           | 6        |
| 509                  | 22             | 216           | 271           | 89            | 14           | 420           | 163           | 257           | 199           | 13            | 285           | 12            | 7        |
| 147                  | 9              | 77            | 62            | 23            | 7            | 124           | 69            | 55            | 111           | 15            | 13            | 9             | 8        |
| 1 433                | 33             | 529           | 871           | 171           | 59           | 1 263         | 448           | 812           | 237           | 304           | 494           | 398           | 9        |
| 11                   | 3              | 7             | -             | 8             | -            | 2             | 2             | -             | 5             | -             | -             | 6             | 10       |
| 68                   | 15             | 31            | 23            | 34            | 5            | 34            | 16            | 19            | 12            | 17            | 18            | 21            | 11       |
| 19 056               | 3 465          | 9 471         | 6 119         | 10 092        | 1 399        | 8 964         | 4 224         | 4 720         | 3 296         | 4 368         | 6 722         | 4 669         | 12       |
| 7 876                | 1 746          | 3 839         | 2 292         | 4 747         | 631          | 3 129         | 1 463         | 1 661         | 1 302         | 2 033         | 2 580         | 1 961         | 13       |
| 3 122                | 771            | 1 617         | 734           | 2 214         | 308          | 908           | 476           | 426           | 339           | 762           | 1 194         | 826           | 14       |
| 1 006                | 28             | 363           | 615           | 164           | 54           | 842           | 281           | 562           | 151           | 201           | 552           | 103           | 15       |
| 513                  | 63             | 252           | 198           | 218           | 40           | 296           | 138           | 158           | 141           | 83            | 201           | 89            | 16       |
| 996                  | 130            | 434           | 432           | 367           | 50           | 629           | 247           | 382           | 245           | 272           | 439           | 40            | 17       |
| 89                   | 10             | 53            | 26            | 28            | 3            | 61            | 38            | 23            | 61            | 2             | 19            | 7             | 18       |
| 8 255                | 1 141          | 4 244         | 2 871         | 3 618         | 501          | 4 637         | 2 253         | 2 370         | 1 530         | 1 625         | 2 730         | 2 371         | 19       |
| 29                   | 2              | 15            | 12            | 16            | 5            | 14            | 7             | 7             | 7             | 13            | -             | 10            | 20       |
| 299                  | 42             | 156           | 102           | 151           | 23           | 149           | 70            | 79            | 64            | 35            | 67            | 133           | 21       |
| 68 682               | 15 495         | 35 963        | 17 223        | 44 088        | 4 969        | 24 593        | 12 235        | 12 254        | 12 628        | 17 537        | 25 130        | 13 387        | 22       |
| 41 921               | 7 935          | 22 112        | 11 874        | 24 798        | 3 348        | 17 123        | 8 515         | 8 526         | 6 281         | 9 735         | 18 338        | 7 568         | 23       |
| 22 612               | 7 401          | 12 054        | 3 156         | 18 582        | 1 501        | 4 030         | 2 356         | 1 656         | 5 243         | 6 732         | 5 206         | 5 431         | 24       |
| 4 087                | 155            | 1 770         | 2 161         | 688           | 118          | 3 399         | 1 352         | 2 043         | 1 092         | 1 058         | 1 563         | 373           | 25       |
| 5                    | -              | 5             | -             | -             | -            | 5             | 5             | -             | 5             | -             | -             | -             | 26       |
| 2                    | 2              | -             | -             | 2             | -            | -             | -             | 2             | 2             | -             | -             | -             | 27       |
| 36                   | -              | 8             | 27            | 3             | 3            | 33            | 8             | 25            | 3             | 11            | 14            | 9             | 28       |
| 19                   | 1              | 14            | 4             | 15            | -            | 4             | -             | 4             | 2             | 2             | 9             | 6             | 29       |
| 68 665               | 15 494         | 35 971        | 17 200        | 44 106        | 4 964        | 24 559        | 12 218        | 12 237        | 12 622        | 17 554        | 25 095        | 13 395        | 30       |
| 26 245               | 3 752          | 13 128        | 9 365         | 11 841        | 1 682        | 14 405        | 6 665         | 7 682         | 2 758         | 4 741         | 15 214        | 3 532         | 31       |
| 35 594               | 10 980         | 19 211        | 5 404         | 29 435        | 2 965        | 6 159         | 3 683         | 2 439         | 6 104         | 11 585        | 8 652         | 9 253         | 32       |
| 3 238                | 172            | 1 370         | 1 696         | 637           | 150          | 2 601         | 1 048         | 1 546         | 534           | 1 184         | 1 012         | 508           | 33       |
| 3 351                | 538            | 2 151         | 662           | 2 077         | 164          | 1 274         | 776           | 498           | 3 152         | 32            | 155           | 12            | 34       |
| 32                   | 2              | 15            | 15            | 5             | -            | 26            | 9             | 15            | 23            | 2             | 7             | -             | 35       |
| 30                   | 6              | 5             | 19            | 6             | -            | 24            | 5             | 19            | 26            | -             | 4             | -             | 36       |
| 28                   | -              | 15            | 13            | -             | -            | 28            | 15            | 13            | 13            | -             | 14            | 2             | 37       |
| 111                  | 31             | 70            | 10            | 86            | 3            | 25            | 16            | 7             | 9             | 5             | 20            | 77            | 38       |
| 35                   | 13             | 6             | 16            | 19            | -            | 16            | -             | 16            | 3             | 5             | 17            | 11            | 39       |
| 41 167               | 8 860          | 23 490        | 8 816         | 27 088        | 2 697        | 14 079        | 7 873         | 6 119         | 3 815         | 11 441        | 19 957        | 5 954         | 40       |
| 39 280               | 8 452          | 22 455        | 8 374         | 25 755        | 2 551        | 13 525        | 7 617         | 5 823         | 3 471         | 10 760        | 19 462        | 5 587         | 41       |
| 1 663                | 375            | 977           | 311           | 1 269         | 135          | 394           | 216           | 176           | 315           | 608           | 396           | 344           | 42       |
| 224                  | 34             | 59            | 131           | 64            | 11           | 160           | 40            | 120           | 30            | 72            | 99            | 23            | 43       |
| 2 776                | 573            | 1 689         | 514           | 1 802         | 136          | 975           | 585           | 377           | 176           | 396           | 1 753         | 452           | 44       |
| 2 693                | 555            | 1 639         | 499           | 1 743         | 131          | 950           | 569           | 369           | 167           | 383           | 1 715         | 428           | 45       |
| 72                   | 17             | 40            | 14            | 49            | 6            | 22            | 14            | 9             | 9             | 11            | 33            | 18            | 46       |
| 11                   | 2              | 9             | -             | 9             | -            | 2             | 2             | -             | -             | 2             | 5             | 5             | 47       |
| 62 738               | 13 448         | 33 511        | 15 778        | 39 984        | 4 572        | 22 753        | 11 443        | 11 206        | 11 218        | 16 442        | 22 726        | 12 352        | 48       |
| 46 807               | 9 122          | 23 765        | 13 919        | 27 235        | 3 848        | 19 572        | 9 416         | 10 071        | 7 634         | 10 635        | 20 375        | 8 162         | 49       |
| 14 810               | 4 233          | 9 213         | 1 364         | 12 481        | 686          | 2 329         | 1 635         | 678           | 3 262         | 5 405         | 2 121         | 4 021         | 50       |
| 1 121                | 93             | 533           | 495           | 269           | 37           | 852           | 392           | 458           | 322           | 402           | 229           | 168           | 51       |
| 68 741               | 15 511         | 35 994        | 17 237        | 44 129        | 4 972        | 24 612        | 12 243        | 12 265        | 12 637        | 17 550        | 25 162        | 13 392        | 52       |
| 41 861               | 12 591         | 21 993        | 7 277         | 33 644        | 3 708        | 8 217         | 4 607         | 3 569         | 7 188         | 13 397        | 11 093        | 10 184        | 53       |
| 7 613                | 289            | 3 083         | 4 241         | 1 292         | 309          | 6 321         | 2 379         | 3 932         | 1 451         | 2 196         | 3 202         | 765           | 54       |
| 9 890                | 1 731          | 5 454         | 2 705         | 5 398         | 502          | 4 492         | 2 282         | 2 204         | 5 306         | 1 444         | 2 357         | 783           | 55       |
| 1 483                | 153            | 638           | 692           | 458           | 64           | 1 024         | 394           | 628           | 439           | 280           | 711           | 52            | 56       |
| 230                  | 16             | 125           | 90            | 43            | 10           | 187           | 107           | 80            | 166           | 17            | 32            | 16            | 57       |
| 9 074                | 1 158          | 4 523         | 3 393         | 3 704         | 532          | 5 370         | 2 494         | 2 862         | 1 669         | 1 832         | 3 019         | 2 554         | 58       |
| 146                  | 37             | 88            | 21            | 105           | 8            | 41            | 25            | 14            | 19            | 17            | 20            | 90            | 59       |
| 488                  | 102            | 236           | 149           | 273           | 27           | 215           | 93            | 122           | 95            | 76            | 140           | 177           | 60       |
| 14 679               | 2 337          | 8 224         | 4 118         | 7 328         | 707          | 7 351         | 3 893         | 3 411         | 839           | 1 363         | 10 295        | 2 182         | 61       |

**Table 3-6. Failures in Equipment—Owner Occupied Units**

[Numbers in thousands. Consistent with the 1990 Census. ... means not applicable or sample too small. – means zero or rounds to zero]

| Characteristics   | Total occupied units | Housing unit characteristics |              |                   |              |              | Household characteristics |                             |                    |                     |  |
|---|----------------------|------------------------------|--------------|-------------------|--------------|--------------|---------------------------|-----------------------------|--------------------|---------------------|--|
|   |                      | New construction 4 years     | Mobile homes | Physical problems |              | Black        | Hispanic                  | Elderly (65 years and over) | Moved in past year | Below poverty level |  |
|   |                      |                              |              | Severe            | Moderate     |              |                           |                             |                    |                     |  |
| <b>1 Total</b>  | <b>68 796</b>        | <b>4 825</b>                 | <b>5 649</b> | <b>869</b>        | <b>2 056</b> | <b>6 013</b> | <b>4 087</b>              | <b>17 196</b>               | <b>5 636</b>       | <b>6 276</b>        |  |
| <b>Water Supply Stoppage</b>  |                      |                              |              |                   |              |              |                           |                             |                    |                     |  |
| 2 With hot and cold piped water                                     | 68 665               | 4 815                        | 5 629        | 739               | 2 056        | 5 987        | 4 083                     | 17 143                      | 5 620              | 6 225               |  |
| 3 No stoppage in last 3 months                                      | 65 213               | 4 524                        | 5 068        | 681               | 1 891        | 5 770        | 3 916                     | 16 403                      | 5 311              | 5 856               |  |
| 4 With stoppage in last 3 months                                    | 2 668                | 270                          | 499          | 58                | 122          | 135          | 131                       | 572                         | 231                | 270                 |  |
| 5 No stoppage lasting 6 hours or more                               | 947                  | 85                           | 174          | 8                 | 24           | 42           | 49                        | 260                         | 74                 | 99                  |  |
| 6 1 time lasting 6 hours or more                                    | 1 180                | 123                          | 192          | 34                | 49           | 50           | 69                        | 219                         | 121                | 111                 |  |
| 7 2 times   | 245                  | 14                           | 24           | 5                 | 8            | 11           | 5                         | 38                          | 13                 | 22                  |  |
| 8 3 times   | 103                  | 6                            | 46           | 5                 | 15           | 2            | 3                         | 31                          | 9                  | 15                  |  |
| 9 4 times or more   | 169                  | 37                           | 60           | 5                 | 23           | 22           | 7                         | 21                          | 10                 | 17                  |  |
| 10 Number of times not reported                                     | 25                   | 3                            | 3            | –                 | 3            | 6            | –                         | 3                           | 3                  | 6                   |  |
| 11 Stoppage not reported  | 784                  | 22                           | 62           | –                 | 43           | 82           | 36                        | 168                         | 79                 | 99                  |  |
| <b>Flush Toilet Breakdowns</b>                                      |                      |                              |              |                   |              |              |                           |                             |                    |                     |  |
| 12 With one or more flush toilets                                   | 68 691               | 4 819                        | 5 637        | 764               | 2 056        | 5 991        | 4 087                     | 17 151                      | 5 626              | 6 232               |  |
| 13 With at least one working toilet at all times in last 3 months   | 66 644               | 4 726                        | 5 426        | 694               | 1 838        | 5 776        | 3 918                     | 16 736                      | 5 415              | 5 965               |  |
| 14 None working some time in last 3 months                          | 1 145                | 63                           | 128          | 37                | 163          | 119          | 122                       | 207                         | 123                | 145                 |  |
| 15 No breakdowns lasting 6 hours or more                            | 451                  | 33                           | 52           | 8                 | 22           | 46           | 48                        | 78                          | 48                 | 35                  |  |
| 16 1 time lasting 6 hours or more                                   | 499                  | 22                           | 54           | 16                | 42           | 43           | 60                        | 88                          | 52                 | 65                  |  |
| 17 2 times  | 88                   | 3                            | 8            | 3                 | 6            | 9            | 6                         | 18                          | 18                 | 15                  |  |
| 18 3 times  | 42                   | 4                            | 6            | –                 | 42           | 11           | 2                         | 2                           | 2                  | 14                  |  |
| 19 4 times or more  | 51                   | –                            | 4            | 7                 | 44           | 7            | 3                         | 11                          | 2                  | 13                  |  |
| 20 Number of times not reported                                     | 14                   | –                            | 4            | 2                 | 8            | 3            | 1                         | 10                          | –                  | 3                   |  |
| 21 Breakdowns not reported  | 902                  | 30                           | 84           | 33                | 55           | 96           | 47                        | 207                         | 89                 | 123                 |  |
| <b>Sewage Disposal Breakdowns</b>                                   |                      |                              |              |                   |              |              |                           |                             |                    |                     |  |
| 22 With public sewer  | 48 672               | 2 977                        | 2 337        | 560               | 1 316        | 4 990        | 3 603                     | 12 373                      | 4 248              | 4 184               |  |
| 23 No breakdowns in last 3 months                                   | 47 916               | 2 942                        | 2 279        | 545               | 1 244        | 4 862        | 3 540                     | 12 225                      | 4 157              | 4 112               |  |
| 24 With breakdowns in last 3 months                                 | 756                  | 35                           | 58           | 15                | 72           | 128          | 63                        | 148                         | 92                 | 72                  |  |
| 25 No breakdowns lasting 6 hours or more                            | 256                  | 3                            | 11           | 1                 | 17           | 36           | 29                        | 61                          | 22                 | 12                  |  |
| 26 1 time lasting 6 hours or more                                   | 353                  | 26                           | 35           | 13                | 28           | 70           | 29                        | 63                          | 51                 | 47                  |  |
| 27 2 times  | 73                   | 4                            | 6            | –                 | 2            | 11           | 5                         | 14                          | 14                 | 5                   |  |
| 28 3 times  | 34                   | 2                            | 5            | 1                 | 18           | 8            | –                         | 6                           | –                  | 3                   |  |
| 29 4 times or more  | 40                   | –                            | 1            | –                 | 7            | 4            | –                         | 4                           | 5                  | 5                   |  |
| 30 With septic tank or cesspool                                     | 20 071               | 1 842                        | 3 303        | 256               | 740          | 1 015        | 484                       | 4 808                       | 1 378              | 2 067               |  |
| 31 No breakdowns in last 3 months                                   | 19 756               | 1 826                        | 3 237        | 248               | 716          | 984          | 472                       | 4 766                       | 1 358              | 2 028               |  |
| 32 With breakdowns in last 3 months                                 | 314                  | 16                           | 66           | 8                 | 24           | 31           | 11                        | 42                          | 21                 | 40                  |  |
| 33 No breakdowns lasting 6 hours or more                            | 100                  | 5                            | 22           | 2                 | 8            | 5            | 2                         | 15                          | –                  | 9                   |  |
| 34 1 time lasting 6 hours or more                                   | 175                  | 7                            | 35           | 3                 | 11           | 17           | 4                         | 18                          | 19                 | 24                  |  |
| 35 2 times  | 16                   | 4                            | 4            | 3                 | –            | 7            | –                         | 3                           | 2                  | 2                   |  |
| 36 3 times  | 4                    | –                            | –            | –                 | –            | –            | –                         | 2                           | –                  | 2                   |  |
| 37 4 times or more  | 20                   | –                            | 5            | –                 | 5            | 3            | 5                         | 5                           | –                  | 3                   |  |
| <b>Heating Problems</b>   |                      |                              |              |                   |              |              |                           |                             |                    |                     |  |
| 38 With heating equipment and occupied last winter                  | 64 819               | 3 968                        | 5 154        | 828               | 1 978        | 5 712        | 3 764                     | 16 844                      | 1 931              | 5 961               |  |
| 39 Not uncomfortably cold for 24 hours or more last winter          | 60 448               | 3 708                        | 4 648        | 590               | 1 690        | 5 160        | 3 410                     | 16 014                      | 1 731              | 5 385               |  |
| 40 Uncomfortably cold for 24 hours or more last winter <sup>1</sup> | 3 589                | 235                          | 433          | 231               | 251          | 471          | 314                       | 632                         | 156                | 483                 |  |
| 41 Equipment breakdowns   | 1 051                | 50                           | 103          | 180               | 43           | 151          | 83                        | 161                         | 49                 | 138                 |  |
| 42 No breakdowns lasting 6 hours or more                            | 86                   | –                            | 8            | 1                 | 4            | 19           | 7                         | 11                          | –                  | 10                  |  |
| 43 1 time lasting 6 hours or more                                   | 666                  | 28                           | 65           | 10                | 32           | 75           | 54                        | 105                         | 38                 | 70                  |  |
| 44 2 times  | 141                  | 11                           | 12           | 2                 | 7            | 22           | 5                         | 24                          | 10                 | 19                  |  |
| 45 3 times  | 53                   | –                            | 3            | 53                | –            | 14           | 5                         | 6                           | –                  | 10                  |  |
| 46 4 times or more  | 115                  | 11                           | 15           | 115               | –            | 17           | 12                        | 14                          | 1                  | 25                  |  |
| 47 Number of times not reported                                     | 10                   | –                            | –            | –                 | –            | 4            | –                         | 2                           | –                  | 4                   |  |
| 48 Other causes   | 2 581                | 186                          | 341          | 57                | 208          | 337          | 235                       | 478                         | 107                | 359                 |  |
| 49 Utility interruption   | 1 216                | 113                          | 180          | 17                | 32           | 118          | 45                        | 247                         | 31                 | 105                 |  |
| 50 Inadequate heating capacity                                      | 407                  | 25                           | 50           | 15                | 90           | 78           | 65                        | 77                          | 29                 | 100                 |  |
| 51 Inadequate insulation  | 418                  | 21                           | 60           | 8                 | 68           | 68           | 67                        | 71                          | 33                 | 71                  |  |
| 52 Cost of heating  | 212                  | 9                            | 19           | 7                 | 26           | 32           | 48                        | 38                          | 9                  | 40                  |  |
| 53 Other  | 538                  | 26                           | 58           | 13                | 48           | 69           | 45                        | 93                          | 20                 | 100                 |  |
| 54 Not reported   | 33                   | –                            | 3            | 5                 | 1            | 9            | 6                         | 5                           | 1                  | 9                   |  |
| 55 Reason for discomfort not reported                               | 2                    | –                            | –            | –                 | –            | –            | –                         | –                           | –                  | –                   |  |
| 56 Discomfort not reported  | 782                  | 25                           | 73           | 7                 | 37           | 82           | 40                        | 198                         | 44                 | 93                  |  |
| <b>Electric Fuses and Circuit Breakers</b>                          |                      |                              |              |                   |              |              |                           |                             |                    |                     |  |
| 57 With electrical wiring   | 68 765               | 4 825                        | 5 645        | 838               | 2 056        | 6 013        | 4 087                     | 17 189                      | 5 634              | 6 252               |  |
| 58 No fuses or breakers blown in last 3 months                      | 59 696               | 4 235                        | 4 936        | 683               | 1 673        | 5 159        | 3 667                     | 15 541                      | 4 830              | 5 485               |  |
| 59 With fuses or breakers blown in last 3 months                    | 7 637                | 538                          | 591          | 139               | 337          | 698          | 348                       | 1 322                       | 690                | 595                 |  |
| 60 1 time   | 3 957                | 238                          | 263          | 56                | 168          | 366          | 163                       | 832                         | 340                | 303                 |  |
| 61 2 times  | 1 807                | 125                          | 145          | 37                | 62           | 160          | 82                        | 278                         | 161                | 159                 |  |
| 62 3 times  | 744                  | 47                           | 42           | 18                | 34           | 56           | 44                        | 102                         | 59                 | 27                  |  |
| 63 4 times or more  | 1 083                | 118                          | 131          | 27                | 67           | 99           | 58                        | 98                          | 126                | 98                  |  |
| 64 Number of times not reported                                     | 46                   | 11                           | 11           | –                 | 5            | 16           | 1                         | 12                          | 3                  | 8                   |  |
| 65 Problem not reported or don't know                               | 1 432                | 52                           | 118          | 17                | 46           | 157          | 72                        | 326                         | 114                | 172                 |  |

<sup>1</sup>Other causes and equipment breakdowns may not add to total as both may be reported.

| Total occupied units | In MSAs        |               | Outside MSAs  | Urban         |              | Rural         |               |               | Regions       |               |               |               |          |
|----------------------|----------------|---------------|---------------|---------------|--------------|---------------|---------------|---------------|---------------|---------------|---------------|---------------|----------|
|                      | Central cities | Suburbs       |               | Total         | Outside MSAs | Total         | Suburbs       | Outside MSAs  | Northeast     | Midwest       | South         | West          |          |
| <b>68 796</b>        | <b>15 512</b>  | <b>36 015</b> | <b>17 269</b> | <b>44 139</b> | <b>4 972</b> | <b>24 657</b> | <b>12 256</b> | <b>12 297</b> | <b>12 644</b> | <b>17 568</b> | <b>25 180</b> | <b>13 403</b> | <b>1</b> |
| 68 665               | 15 494         | 35 971        | 17 200        | 44 106        | 4 964        | 24 559        | 12 218        | 12 237        | 12 622        | 17 554        | 25 095        | 13 395        | 2        |
| 65 213               | 14 952         | 34 160        | 16 101        | 42 465        | 4 809        | 22 749        | 11 355        | 11 292        | 12 078        | 16 812        | 23 612        | 12 712        | 3        |
| 2 668                | 388            | 1 377         | 903           | 1 170         | 105          | 1 498         | 698           | 798           | 476           | 619           | 1 016         | 557           | 4        |
| 947                  | 147            | 526           | 273           | 471           | 36           | 476           | 238           | 238           | 118           | 257           | 329           | 242           | 5        |
| 1 180                | 155            | 588           | 437           | 465           | 51           | 715           | 327           | 386           | 262           | 267           | 429           | 222           | 6        |
| 245                  | 50             | 120           | 75            | 124           | 9            | 121           | 55            | 66            | 56            | 56            | 96            | 36            | 7        |
| 103                  | 16             | 44            | 43            | 40            | 2            | 63            | 22            | 41            | 13            | 16            | 45            | 30            | 8        |
| 169                  | 15             | 88            | 66            | 55            | 4            | 114           | 52            | 62            | 24            | 18            | 104           | 22            | 9        |
| 25                   | 5              | 12            | 8             | 15            | 3            | 9             | 4             | 5             | 2             | 5             | 12            | 5             | 10       |
| 784                  | 154            | 434           | 196           | 471           | 49           | 312           | 165           | 147           | 68            | 122           | 467           | 127           | 11       |
| 68 691               | 15 502         | 35 978        | 17 210        | 44 124        | 4 970        | 24 567        | 12 222        | 12 241        | 12 630        | 17 558        | 25 108        | 13 395        | 12       |
| 66 644               | 15 002         | 34 907        | 16 734        | 42 792        | 4 844        | 23 852        | 11 859        | 11 891        | 12 330        | 17 174        | 24 183        | 12 957        | 13       |
| 1 145                | 319            | 588           | 238           | 788           | 78           | 357           | 194           | 161           | 205           | 238           | 411           | 291           | 14       |
| 451                  | 112            | 264           | 75            | 301           | 23           | 150           | 97            | 53            | 89            | 75            | 168           | 119           | 15       |
| 499                  | 139            | 262           | 98            | 364           | 43           | 136           | 79            | 55            | 83            | 112           | 165           | 139           | 16       |
| 88                   | 30             | 27            | 30            | 56            | 5            | 32            | 6             | 26            | 11            | 24            | 37            | 17            | 17       |
| 42                   | 14             | 10            | 17            | 24            | 2            | 17            | 2             | 15            | 11            | 9             | 19            | 2             | 18       |
| 51                   | 21             | 21            | 9             | 33            | —            | 18            | 9             | 9             | 8             | 14            | 17            | 11            | 19       |
| 14                   | 3              | 2             | 9             | 10            | 5            | 4             | —             | 4             | 3             | 5             | 5             | 1             | 20       |
| 902                  | 181            | 483           | 238           | 543           | 49           | 358           | 169           | 189           | 94            | 145           | 514           | 148           | 21       |
| 48 672               | 15 176         | 25 946        | 7 550         | 41 379        | 4 714        | 7 292         | 4 390         | 2 836         | 8 739         | 12 898        | 16 043        | 10 991        | 22       |
| 47 916               | 14 847         | 25 634        | 7 435         | 40 693        | 4 634        | 7 223         | 4 356         | 2 800         | 8 616         | 12 675        | 15 809        | 10 816        | 23       |
| 756                  | 329            | 312           | 115           | 686           | 79           | 70            | 35            | 35            | 123           | 223           | 235           | 175           | 24       |
| 256                  | 90             | 119           | 47            | 231           | 33           | 25            | 11            | 14            | 38            | 79            | 74            | 65            | 25       |
| 353                  | 171            | 139           | 44            | 326           | 32           | 28            | 16            | 12            | 63            | 112           | 96            | 82            | 26       |
| 73                   | 38             | 26            | 8             | 65            | 3            | 7             | 2             | 5             | 6             | 10            | 34            | 23            | 27       |
| 34                   | 16             | 9             | 9             | 24            | 5            | 10            | 5             | 5             | 2             | 17            | 14            | —             | 28       |
| 40                   | 14             | 19            | 7             | 40            | 7            | —             | —             | —             | 14            | 6             | 16            | 5             | 29       |
| 20 071               | 333            | 10 054        | 9 684         | 2 754         | 256          | 17 316        | 7 851         | 9 428         | 3 899         | 4 666         | 9 097         | 2 409         | 30       |
| 19 756               | 325            | 9 884         | 9 548         | 2 688         | 254          | 17 069        | 7 737         | 9 293         | 3 832         | 4 597         | 8 975         | 2 352         | 31       |
| 314                  | 9              | 170           | 136           | 67            | 2            | 248           | 113           | 134           | 67            | 69            | 121           | 57            | 32       |
| 100                  | 1              | 63            | 35            | 23            | —            | 76            | 42            | 35            | 24            | 29            | 33            | 14            | 33       |
| 175                  | 2              | 87            | 85            | 35            | —            | 140           | 55            | 85            | 36            | 29            | 70            | 40            | 34       |
| 16                   | 2              | 10            | 4             | 2             | —            | 14            | 10            | 4             | —             | 8             | 9             | —             | 35       |
| 4                    | —              | —             | 4             | 2             | 2            | 2             | —             | 2             | —             | 4             | —             | —             | 36       |
| 20                   | 2              | 9             | 8             | 5             | —            | 15            | 7             | 8             | 7             | —             | 10            | 2             | 37       |
| 64 819               | 14 556         | 33 763        | 16 499        | 41 431        | 4 741        | 23 388        | 11 537        | 11 758        | 12 048        | 16 666        | 23 743        | 12 362        | 38       |
| 60 448               | 13 592         | 31 504        | 15 352        | 38 816        | 4 486        | 21 632        | 10 676        | 10 867        | 11 412        | 15 571        | 22 099        | 11 366        | 39       |
| 3 589                | 809            | 1 835         | 944           | 2 155         | 210          | 1 434         | 697           | 735           | 551           | 964           | 1 211         | 863           | 40       |
| 1 051                | 318            | 552           | 181           | 770           | 55           | 281           | 152           | 126           | 214           | 279           | 293           | 265           | 41       |
| 66                   | 18             | 44            | 4             | 49            | —            | 17            | 13            | 4             | 7             | 21            | 23            | 14            | 42       |
| 666                  | 197            | 349           | 121           | 488           | 43           | 179           | 98            | 78            | 135           | 185           | 185           | 162           | 43       |
| 141                  | 46             | 65            | 30            | 104           | 10           | 37            | 17            | 20            | 32            | 35            | 24            | 50            | 44       |
| 53                   | 22             | 25            | 5             | 49            | 2            | 4             | 1             | 2             | 16            | 17            | 14            | 5             | 45       |
| 115                  | 34             | 60            | 21            | 75            | —            | 40            | 19            | 21            | 20            | 18            | 42            | 33            | 46       |
| 10                   | —              | 10            | —             | 6             | —            | 4             | 4             | —             | 3             | 2             | 4             | —             | 47       |
| 2 581                | 504            | 1 305         | 773           | 1 409         | 155          | 1 173         | 555           | 618           | 341           | 694           | 936           | 611           | 48       |
| 1 216                | 155            | 656           | 406           | 536           | 48           | 680           | 322           | 358           | 130           | 366           | 543           | 177           | 49       |
| 407                  | 118            | 160           | 128           | 251           | 38           | 155           | 64            | 91            | 35            | 98            | 146           | 127           | 50       |
| 418                  | 131            | 177           | 110           | 279           | 32           | 139           | 60            | 79            | 69            | 113           | 118           | 118           | 51       |
| 212                  | 55             | 97            | 60            | 128           | 18           | 84            | 42            | 42            | 38            | 36            | 40            | 98            | 52       |
| 538                  | 122            | 272           | 144           | 333           | 37           | 206           | 99            | 107           | 92            | 141           | 159           | 146           | 53       |
| 33                   | 4              | 26            | 2             | 23            | —            | 10            | 8             | 2             | 5             | 9             | 5             | 14            | 54       |
| 2                    | —              | 2             | —             | 2             | —            | —             | —             | —             | 2             | —             | —             | —             | 55       |
| 782                  | 155            | 424           | 203           | 461           | 46           | 322           | 165           | 157           | 85            | 131           | 433           | 133           | 56       |
| 68 765               | 15 512         | 36 005        | 17 248        | 44 139        | 4 972        | 24 627        | 12 246        | 12 276        | 12 641        | 17 556        | 25 167        | 13 400        | 57       |
| 59 696               | 13 416         | 31 186        | 15 094        | 38 169        | 4 321        | 21 526        | 10 657        | 10 774        | 10 989        | 14 973        | 21 946        | 11 788        | 58       |
| 7 637                | 1 778          | 4 080         | 1 779         | 5 097         | 566          | 2 540         | 1 324         | 1 213         | 1 454         | 2 331         | 2 457         | 1 395         | 59       |
| 3 957                | 908            | 2 091         | 958           | 2 644         | 346          | 1 313         | 698           | 613           | 716           | 1 223         | 1 316         | 702           | 60       |
| 1 807                | 444            | 975           | 388           | 1 231         | 104          | 576           | 291           | 284           | 362           | 541           | 558           | 346           | 61       |
| 744                  | 197            | 414           | 133           | 519           | 35           | 225           | 127           | 98            | 172           | 219           | 223           | 129           | 62       |
| 1 083                | 221            | 586           | 276           | 677           | 72           | 406           | 201           | 204           | 200           | 340           | 329           | 214           | 63       |
| 46                   | 9              | 14            | 23            | 25            | 9            | 21            | 7             | 14            | 5             | 7             | 30            | 4             | 64       |
| 1 432                | 319            | 739           | 375           | 872           | 85           | 560           | 265           | 289           | 198           | 253           | 764           | 218           | 65       |



**Table 3-7. Additional Indicators of Housing Quality—Owner Occupied Units**

[Numbers in thousands. Consistent with the 1990 Census. ... means not applicable or sample too small. – means zero or rounds to zero]

| Characteristics   | Total occupied units | Housing unit characteristics |              |                   |              |              | Household characteristics |                             |                    |                     |  |
|---|----------------------|------------------------------|--------------|-------------------|--------------|--------------|---------------------------|-----------------------------|--------------------|---------------------|--|
|   |                      | New construction 4 years     | Mobile homes | Physical problems |              | Black        | Hispanic                  | Elderly (65 years and over) | Moved in past year | Below poverty level |  |
|   |                      |                              |              | Severe            | Moderate     |              |                           |                             |                    |                     |  |
| <b>1 Total</b> .....  | <b>68 796</b>        | <b>4 825</b>                 | <b>5 649</b> | <b>869</b>        | <b>2 056</b> | <b>6 013</b> | <b>4 087</b>              | <b>17 196</b>               | <b>5 636</b>       | <b>6 276</b>        |  |
| <b>Selected Amenities<sup>1</sup></b>                           |                      |                              |              |                   |              |              |                           |                             |                    |                     |  |
| 2 Porch, deck, balcony, or patio .....                          | 61 556               | 4 149                        | 4 714        | 727               | 1 788        | 5 072        | 3 493                     | 15 244                      | 4 882              | 5 316               |  |
| 3 Telephone available .....                                     | 66 658               | 4 509                        | 5 388        | 803               | 1 954        | 5 756        | 3 914                     | 16 714                      | 5 321              | 5 951               |  |
| 4 Usable fireplace .....  | 29 243               | 2 575                        | 2 716        | 221               | 412          | 1 772        | 1 218                     | 6 044                       | 2 589              | 1 552               |  |
| 5 Separate dining room .....                                    | 36 968               | 2 585                        | 1 377        | 394               | 955          | 3 340        | 1 950                     | 8 442                       | 3 000              | 2 834               |  |
| 6 With 2 or more living rooms or recreation rooms, etc. ....    | 28 203               | 2 109                        | 687          | 194               | 550          | 2 105        | 1 180                     | 6 041                       | 2 233              | 1 567               |  |
| 7 Garage or carport included with home .....                    | 49 941               | 3 368                        | 1 448        | 452               | 986          | 3 254        | 2 890                     | 12 695                      | 4 049              | 3 570               |  |
| 8 Not included .....  | 18 759               | 1 452                        | 4 193        | 417               | 1 069        | 2 755        | 1 197                     | 4 464                       | 1 586              | 2 696               |  |
| 9 Off-street parking included .....                             | 16 351               | 1 394                        | 3 862        | 318               | 936          | 2 204        | 1 051                     | 3 746                       | 1 413              | 2 253               |  |
| 10 Off-street parking not reported .....                        | 2                    | —                            | —            | —                 | —            | —            | —                         | 2                           | —                  | —                   |  |
| 11 Garage or carport not reported .....                         | 95                   | 5                            | 8            | —                 | 1            | 4            | —                         | 37                          | 1                  | 10                  |  |
| <b>Cars and Trucks Available<sup>1</sup></b>                    |                      |                              |              |                   |              |              |                           |                             |                    |                     |  |
| 12 No cars, trucks, or vans .....                               | 2 674                | 92                           | 328          | 127               | 214          | 554          | 157                       | 1 721                       | 137                | 848                 |  |
| 13 Other households without cars .....                          | 7 328                | 634                          | 920          | 98                | 318          | 345          | 605                       | 1 177                       | 742                | 693                 |  |
| 14 1 car with or without trucks or vans .....                   | 33 510               | 2 333                        | 3 121        | 424               | 1 020        | 2 970        | 1 877                     | 10 277                      | 2 756              | 3 483               |  |
| 15 2 cars .....   | 19 225               | 1 416                        | 1 083        | 176               | 389          | 1 622        | 1 100                     | 3 449                       | 1 702              | 1 026               |  |
| 16 3 or more cars .....   | 6 057                | 351                          | 196          | 44                | 115          | 523          | 348                       | 573                         | 298                | 226                 |  |
| 17 With cars, no trucks or vans .....                           | 30 843               | 2 020                        | 2 091        | 361               | 739          | 3 207        | 1 577                     | 9 891                       | 2 628              | 3 063               |  |
| 18 1 truck or van with or without cars .....                    | 25 365               | 1 989                        | 2 349        | 265               | 743          | 1 782        | 1 584                     | 4 394                       | 2 149              | 1 727               |  |
| 19 2 or more trucks or vans .....                               | 9 913                | 725                          | 881          | 116               | 360          | 471          | 769                       | 1 191                       | 722                | 638                 |  |
| <b>Owner or Manager on Property</b>                             |                      |                              |              |                   |              |              |                           |                             |                    |                     |  |
| 20 Rental, multiunit <sup>2</sup> .....                         | ...                  | ...                          | ...          | ...               | ...          | ...          | ...                       | ...                         | ...                | ...                 |  |
| 21 Owner or manager lives on property .....                     | ...                  | ...                          | ...          | ...               | ...          | ...          | ...                       | ...                         | ...                | ...                 |  |
| 22 Neither owner nor manager lives on property .....            | ...                  | ...                          | ...          | ...               | ...          | ...          | ...                       | ...                         | ...                | ...                 |  |
| <b>Selected Deficiencies<sup>1</sup></b>                        |                      |                              |              |                   |              |              |                           |                             |                    |                     |  |
| 23 Signs of rats in last 3 months .....                         | 415                  | 4                            | 42           | 14                | 52           | 76           | 65                        | 74                          | 17                 | 70                  |  |
| 24 Signs of mice in last 3 months .....                         | 4 312                | 293                          | 592          | 84                | 325          | 500          | 266                       | 794                         | 301                | 517                 |  |
| 25 Signs of rodents, not sure which kind in last 3 months ..... | 209                  | 12                           | 21           | 6                 | 21           | 27           | 30                        | 62                          | 17                 | 16                  |  |
| 26 Holes in floors .....  | 489                  | 44                           | 126          | 45                | 205          | 76           | 33                        | 98                          | 40                 | 125                 |  |
| 27 Open cracks or holes (interior) .....                        | 2 778                | 124                          | 286          | 119               | 660          | 336          | 224                       | 448                         | 240                | 357                 |  |
| 28 Broken plaster or peeling paint (interior) .....             | 1 268                | 28                           | 52           | 57                | 389          | 198          | 125                       | 246                         | 103                | 154                 |  |
| 29 No electrical wiring .....                                   | 30                   | —                            | 4            | 30                | —            | —            | —                         | 7                           | 2                  | 23                  |  |
| 30 Exposed wiring .....   | 343                  | 34                           | 37           | 17                | 32           | 39           | 19                        | 88                          | 40                 | 38                  |  |
| 31 Rooms without electric outlets .....                         | 870                  | 66                           | 67           | 39                | 70           | 89           | 63                        | 211                         | 85                 | 95                  |  |
| <b>Water Leakage During Last 12 Months</b>                      |                      |                              |              |                   |              |              |                           |                             |                    |                     |  |
| 32 No leakage from inside structure .....                       | 62 490               | 4 516                        | 4 992        | 747               | 1 511        | 5 325        | 3 684                     | 16 095                      | 5 097              | 5 698               |  |
| 33 With leakage from inside structure <sup>1</sup> .....        | 5 400                | 289                          | 567          | 109               | 509          | 590          | 363                       | 875                         | 475                | 458                 |  |
| 34 Fixtures backed up or overflowed .....                       | 1 866                | 99                           | 187          | 40                | 182          | 244          | 139                       | 265                         | 169                | 162                 |  |
| 35 Pipes leaked .....   | 2 144                | 119                          | 296          | 71                | 248          | 234          | 143                       | 384                         | 205                | 220                 |  |
| 36 Broken water heater .....                                    | 597                  | 4                            | 78           | 12                | 55           | 71           | 28                        | 98                          | 22                 | 55                  |  |
| 37 Other or unknown (includes not reported) .....               | 1 190                | 75                           | 64           | 19                | 99           | 122          | 84                        | 186                         | 109                | 78                  |  |
| 38 Interior leakage not reported .....                          | 905                  | 21                           | 90           | 13                | 37           | 99           | 40                        | 226                         | 64                 | 120                 |  |
| 39 No leakage from outside structure .....                      | 58 905               | 4 389                        | 4 927        | 690               | 1 307        | 5 000        | 3 632                     | 15 207                      | 4 941              | 5 403               |  |
| 40 With leakage from outside structure <sup>1</sup> .....       | 9 006                | 415                          | 648          | 169               | 713          | 909          | 416                       | 1 773                       | 644                | 760                 |  |
| 41 Roof .....   | 4 378                | 174                          | 467          | 88                | 466          | 544          | 264                       | 932                         | 302                | 478                 |  |
| 42 Basement .....   | 3 332                | 87                           | 6            | 54                | 169          | 247          | 64                        | 584                         | 200                | 194                 |  |
| 43 Walls, closed windows, or doors .....                        | 1 516                | 160                          | 221          | 44                | 146          | 150          | 86                        | 233                         | 132                | 153                 |  |
| 44 Other or unknown (includes not reported) .....               | 886                  | 59                           | 53           | 21                | 82           | 80           | 63                        | 168                         | 91                 | 47                  |  |
| 45 Exterior leakage not reported .....                          | 884                  | 21                           | 74           | 10                | 36           | 105          | 39                        | 217                         | 52                 | 112                 |  |
| <b>Overall Opinion of Structure</b>                             |                      |                              |              |                   |              |              |                           |                             |                    |                     |  |
| 46 1 (worst) .....  | 168                  | 17                           | 38           | 16                | 26           | 39           | 12                        | 77                          | 28                 | 43                  |  |
| 47 2 .....  | 121                  | 9                            | 35           | 6                 | 22           | 19           | 6                         | 32                          | 3                  | 44                  |  |
| 48 3 .....  | 228                  | 11                           | 84           | 10                | 40           | 25           | 11                        | 47                          | 15                 | 56                  |  |
| 49 4 .....  | 395                  | 17                           | 96           | 25                | 39           | 38           | 16                        | 60                          | 41                 | 68                  |  |
| 50 5 .....  | 2 743                | 79                           | 423          | 60                | 273          | 270          | 176                       | 691                         | 160                | 365                 |  |
| 51 6 .....  | 2 746                | 88                           | 325          | 46                | 142          | 281          | 170                       | 596                         | 201                | 278                 |  |
| 52 7 .....  | 8 044                | 354                          | 705          | 141               | 274          | 681          | 465                       | 1 346                       | 627                | 645                 |  |
| 53 8 .....  | 19 376               | 1 126                        | 1 418        | 230               | 432          | 1 619        | 1 143                     | 4 080                       | 1 453              | 1 447               |  |
| 54 9 .....  | 10 978               | 873                          | 674          | 90                | 214          | 792          | 644                       | 2 511                       | 954                | 788                 |  |
| 55 10 (best) .....  | 21 207               | 2 109                        | 1 588        | 209               | 514          | 1 942        | 1 294                     | 7 172                       | 1 894              | 2 205               |  |
| 56 Not reported .....   | 2 787                | 143                          | 263          | 37                | ...          | 307          | 148                       | 584                         | 260                | 335                 |  |
| <b>Selected Physical Problems</b>                               |                      |                              |              |                   |              |              |                           |                             |                    |                     |  |
| 57 Severe physical problems <sup>1</sup> .....                  | 869                  | 25                           | 71           | 869               | ...          | 104          | 79                        | 281                         | 42                 | 192                 |  |
| 58 Plumbing .....   | 660                  | 14                           | 53           | 660               | ...          | 68           | 60                        | 252                         | 39                 | 149                 |  |
| 59 Heating .....  | 167                  | 11                           | 18           | 167               | ...          | 31           | 17                        | 20                          | 1                  | 35                  |  |
| 60 Electric .....   | 57                   | —                            | 4            | 57                | ...          | 3            | —                         | 14                          | 3                  | 28                  |  |
| 61 Upkeep .....   | 19                   | —                            | 2            | 19                | ...          | 7            | 2                         | 5                           | —                  | 6                   |  |
| 62 Hallways .....   | —                    | —                            | —            | —                 | ...          | —            | —                         | —                           | —                  | —                   |  |
| 63 Moderate physical problems <sup>1</sup> .....                | 2 056                | 73                           | 264          | ...               | 2 056        | 439          | 281                       | 527                         | 121                | 435                 |  |
| 64 Plumbing .....   | 85                   | 4                            | 10           | ...               | 85           | 18           | 6                         | 13                          | 5                  | 25                  |  |
| 65 Heating .....  | 1 036                | 6                            | 126          | ...               | 1 036        | 306          | 192                       | 357                         | 16                 | 260                 |  |
| 66 Upkeep .....   | 649                  | 36                           | 81           | ...               | 649          | 97           | 62                        | 97                          | 49                 | 127                 |  |
| 67 Hallways .....   | 3                    | —                            | —            | ...               | 3            | —            | 3                         | —                           | —                  | 3                   |  |
| 68 Kitchen .....  | 336                  | 26                           | 47           | ...               | 336          | 35           | 29                        | 76                          | 57                 | 45                  |  |

<sup>1</sup>Figures may not add to total because more than one category may apply to a unit.

<sup>2</sup>Two or more units of any tenure in structure.

| Total occupied units | In MSAs        |               | Outside MSAs  | Urban         |              | Rural         |               |               | Regions       |               |               |               |          |
|----------------------|----------------|---------------|---------------|---------------|--------------|---------------|---------------|---------------|---------------|---------------|---------------|---------------|----------|
|                      | Central cities | Suburbs       |               | Total         | Outside MSAs | Total         | Suburbs       | Outside MSAs  | Northeast     | Midwest       | South         | West          |          |
| <b>68 796</b>        | <b>15 512</b>  | <b>36 015</b> | <b>17 269</b> | <b>44 139</b> | <b>4 972</b> | <b>24 657</b> | <b>12 256</b> | <b>12 297</b> | <b>12 644</b> | <b>17 568</b> | <b>25 180</b> | <b>13 403</b> | <b>1</b> |
| 61 556               | 13 553         | 32 644        | 15 358        | 39 367        | 4 463        | 22 189        | 11 201        | 10 895        | 10 710        | 15 513        | 22 967        | 12 366        | 2        |
| 66 658               | 15 044         | 34 882        | 16 732        | 42 801        | 4 844        | 23 857        | 11 867        | 11 888        | 12 290        | 17 145        | 24 311        | 12 912        | 3        |
| 29 243               | 6 217          | 17 711        | 5 315         | 19 579        | 1 524        | 9 664         | 5 808         | 3 791         | 4 731         | 6 445         | 10 133        | 7 934         | 4        |
| 36 968               | 9 228          | 20 048        | 7 692         | 25 268        | 2 406        | 11 701        | 6 355         | 5 286         | 8 306         | 9 143         | 12 855        | 6 664         | 5        |
|                      |                |               |               |               |              |               |               |               |               |               |               |               | 6        |
| 28 203               | 5 830          | 16 596        | 5 777         | 19 025        | 1 900        | 9 178         | 5 241         | 3 877         | 5 345         | 7 479         | 9 220         | 6 160         | 7        |
| 49 941               | 11 386         | 27 695        | 10 860        | 33 926        | 3 614        | 16 016        | 8 677         | 7 246         | 8 194         | 14 431        | 15 816        | 11 501        | 7        |
| 18 759               | 4 105          | 8 271         | 6 383         | 10 157        | 1 356        | 8 602         | 3 564         | 5 027         | 4 429         | 3 126         | 9 316         | 1 888         | 8        |
| 16 351               | 2 947          | 7 562         | 5 843         | 8 335         | 1 185        | 8 016         | 3 347         | 4 658         | 3 516         | 2 671         | 8 491         | 1 673         | 9        |
| 2                    | -              | 2             | -             | 2             | -            | -             | -             | -             | -             | -             | 2             | -             | 10       |
| 95                   | 21             | 48            | 25            | 56            | 2            | 39            | 15            | 23            | 22            | 11            | 48            | 14            | 11       |
|                      |                |               |               |               |              |               |               |               |               |               |               |               |          |
| 2 674                | 974            | 978           | 723           | 1 901         | 250          | 773           | 300           | 473           | 778           | 567           | 1 021         | 308           | 12       |
| 7 328                | 1 377          | 3 583         | 2 369         | 4 005         | 567          | 3 323         | 1 517         | 1 802         | 886           | 1 985         | 2 963         | 1 495         | 13       |
| 33 510               | 7 616          | 16 884        | 9 009         | 21 147        | 2 672        | 12 363        | 5 962         | 6 337         | 5 628         | 8 838         | 12 622        | 6 421         | 14       |
| 19 225               | 4 340          | 10 934        | 3 952         | 13 059        | 1 146        | 6 166         | 3 334         | 2 806         | 4 022         | 4 660         | 6 712         | 3 831         | 15       |
| 6 057                | 1 206          | 3 636         | 1 216         | 4 026         | 337          | 2 031         | 1 143         | 879           | 1 330         | 1 518         | 1 861         | 1 348         | 16       |
| 30 843               | 8 270          | 16 656        | 5 917         | 22 564        | 2 136        | 8 279         | 4 456         | 3 782         | 7 008         | 7 515         | 10 595        | 5 725         | 17       |
| 25 365               | 4 726          | 13 382        | 7 257         | 14 700        | 1 867        | 10 665        | 5 224         | 5 390         | 3 741         | 6 743         | 9 702         | 5 179         | 18       |
| 9 913                | 1 542          | 5 000         | 3 371         | 4 973         | 719          | 4 940         | 2 276         | 2 652         | 1 118         | 2 743         | 3 861         | 2 191         | 19       |
|                      |                |               |               |               |              |               |               |               |               |               |               |               |          |
| ...                  | ...            | ...           | ...           | ...           | ...          | ...           | ...           | ...           | ...           | ...           | ...           | ...           | 20       |
| ...                  | ...            | ...           | ...           | ...           | ...          | ...           | ...           | ...           | ...           | ...           | ...           | ...           | 21       |
| ...                  | ...            | ...           | ...           | ...           | ...          | ...           | ...           | ...           | ...           | ...           | ...           | ...           | 22       |
|                      |                |               |               |               |              |               |               |               |               |               |               |               |          |
| 415                  | 142            | 195           | 78            | 293           | 21           | 122           | 65            | 57            | 29            | 21            | 217           | 148           | 23       |
| 4 312                | 866            | 1 851         | 1 596         | 2 009         | 258          | 2 304         | 949           | 1 338         | 931           | 1 166         | 1 370         | 846           | 24       |
|                      |                |               |               |               |              |               |               |               |               |               |               |               | 25       |
| 209                  | 47             | 103           | 59            | 118           | 11           | 92            | 44            | 48            | 33            | 28            | 102           | 46            | 26       |
| 489                  | 112            | 202           | 176           | 259           | 42           | 230           | 96            | 134           | 46            | 122           | 233           | 89            | 26       |
| 2 778                | 775            | 1 258         | 745           | 1 810         | 240          | 969           | 461           | 505           | 465           | 714           | 1 003         | 595           | 27       |
| 1 268                | 383            | 561           | 324           | 908           | 124          | 360           | 160           | 200           | 248           | 391           | 391           | 238           | 28       |
| 30                   | -              | 10            | 20            | -             | -            | 30            | 10            | 20            | 3             | 12            | 13            | 3             | 29       |
| 343                  | 81             | 166           | 96            | 197           | 12           | 146           | 62            | 84            | 42            | 66            | 173           | 61            | 30       |
| 870                  | 203            | 422           | 245           | 553           | 58           | 317           | 129           | 187           | 142           | 205           | 347           | 176           | 31       |
|                      |                |               |               |               |              |               |               |               |               |               |               |               |          |
| 62 490               | 13 957         | 32 695        | 15 839        | 39 956        | 4 542        | 22 535        | 11 149        | 11 297        | 11 530        | 16 180        | 22 717        | 12 063        | 32       |
| 5 400                | 1 376          | 2 828         | 1 196         | 3 636         | 377          | 1 764         | 931           | 819           | 1 015         | 1 251         | 1 939         | 1 195         | 33       |
| 1 866                | 509            | 1 003         | 354           | 1 346         | 128          | 520           | 291           | 227           | 358           | 428           | 619           | 462           | 34       |
| 2 144                | 507            | 1 045         | 592           | 1 345         | 178          | 799           | 380           | 414           | 416           | 495           | 749           | 484           | 35       |
| 597                  | 149            | 287           | 161           | 374           | 45           | 223           | 108           | 116           | 98            | 141           | 221           | 138           | 36       |
| 1 190                | 330            | 674           | 186           | 844           | 59           | 346           | 212           | 127           | 202           | 285           | 494           | 209           | 37       |
| 905                  | 179            | 492           | 234           | 547           | 53           | 358           | 176           | 182           | 99            | 138           | 523           | 145           | 38       |
|                      |                |               |               |               |              |               |               |               |               |               |               |               |          |
| 58 905               | 13 127         | 30 989        | 14 790        | 37 759        | 4 246        | 21 146        | 10 517        | 10 543        | 10 300        | 14 399        | 22 291        | 11 916        | 39       |
| 9 006                | 2 194          | 4 546         | 2 266         | 5 831         | 676          | 3 175         | 1 565         | 1 591         | 2 252         | 3 032         | 2 371         | 1 350         | 40       |
| 4 378                | 1 117          | 2 055         | 1 206         | 2 731         | 332          | 1 647         | 761           | 874           | 863           | 1 185         | 1 527         | 803           | 41       |
| 3 332                | 811            | 1 662         | 858           | 2 259         | 288          | 1 072         | 503           | 570           | 1 184         | 1 569         | 1 349         | 229           | 42       |
| 1 516                | 332            | 809           | 376           | 998           | 112          | 518           | 254           | 264           | 298           | 499           | 411           | 308           | 43       |
| 886                  | 241            | 506           | 139           | 577           | 21           | 308           | 183           | 118           | 200           | 204           | 303           | 179           | 44       |
| 884                  | 192            | 479           | 213           | 548           | 50           | 336           | 173           | 163           | 92            | 137           | 518           | 137           | 45       |
|                      |                |               |               |               |              |               |               |               |               |               |               |               |          |
| 168                  | 39             | 81            | 48            | 92            | 9            | 77            | 37            | 40            | 31            | 45            | 75            | 17            | 46       |
| 121                  | 19             | 62            | 41            | 61            | 15           | 60            | 34            | 26            | 17            | 25            | 58            | 22            | 47       |
| 228                  | 45             | 126           | 58            | 125           | 11           | 103           | 56            | 47            | 46            | 52            | 102           | 28            | 48       |
| 395                  | 102            | 144           | 150           | 253           | 48           | 142           | 40            | 101           | 56            | 107           | 140           | 92            | 49       |
| 2 743                | 666            | 1 237         | 841           | 1 707         | 255          | 1 036         | 445           | 586           | 533           | 706           | 1 006         | 498           | 50       |
| 2 746                | 729            | 1 343         | 674           | 1 866         | 232          | 880           | 429           | 442           | 508           | 721           | 957           | 561           | 51       |
| 8 044                | 2 021          | 4 144         | 1 879         | 5 471         | 610          | 2 573         | 1 297         | 1 269         | 1 423         | 2 244         | 2 657         | 1 720         | 52       |
| 19 376               | 4 684          | 10 083        | 4 610         | 12 883        | 1 403        | 6 494         | 3 261         | 3 207         | 3 611         | 5 020         | 6 893         | 3 852         | 53       |
| 10 978               | 2 386          | 6 150         | 2 441         | 7 207         | 715          | 3 771         | 2 025         | 1 726         | 1 928         | 2 783         | 3 909         | 2 357         | 54       |
| 21 207               | 4 143          | 11 205        | 5 859         | 12 684        | 1 526        | 8 523         | 4 155         | 4 333         | 3 970         | 5 336         | 8 087         | 3 815         | 55       |
| 2 787                | 679            | 1 441         | 668           | 1 789         | 147          | 998           | 475           | 521           | 521           | 529           | 1 297         | 441           | 56       |
|                      |                |               |               |               |              |               |               |               |               |               |               |               |          |
| 869                  | 243            | 380           | 246           | 544           | 57           | 325           | 136           | 189           | 187           | 204           | 312           | 167           | 57       |
| 660                  | 179            | 280           | 201           | 402           | 52           | 258           | 108           | 149           | 145           | 147           | 249           | 120           | 58       |
| 167                  | 56             | 85            | 26            | 123           | 2            | 44            | 20            | 23            | 37            | 36            | 56            | 38            | 59       |
| 57                   | 1              | 21            | 34            | 12            | 2            | 45            | 13            | 32            | 7             | 21            | 17            | 11            | 60       |
| 19                   | 9              | 6             | 4             | 9             | -            | 10            | 6             | 4             | 3             | 9             | 7             | -             | 61       |
| -                    | -              | -             | -             | -             | -            | -             | -             | -             | -             | -             | -             | -             | 62       |
|                      |                |               |               |               |              |               |               |               |               |               |               |               |          |
| 2 056                | 534            | 700           | 822           | 1 180         | 244          | 877           | 299           | 578           | 191           | 273           | 1 325         | 267           | 63       |
| 85                   | 32             | 29            | 24            | 52            | 2            | 33            | 11            | 22            | 17            | 23            | 34            | 11            | 64       |
| 1 036                | 237            | 276           | 523           | 490           | 142          | 546           | 165           | 381           | 17            | 25            | 970           | 24            | 65       |
| 649                  | 195            | 248           | 207           | 439           | 79           | 211           | 83            | 128           | 104           | 154           | 251           | 140           | 66       |
| 3                    | -              | 3             | -             | 3             | -            | -             | -             | -             | -             | -             | -             | 3             | 67       |
| 336                  | 90             | 164           | 82            | 231           | 27           | 105           | 49            | 56            | 62            | 74            | 109           | 92            | 68       |

**Table 3-8. Neighborhood—Owner Occupied Units**

[Numbers in thousands. Consistent with the 1990 Census. ... means not applicable or sample too small. — means zero or rounds to zero]

| Characteristics  | Total occupied units | Housing unit characteristics |              |                   |              |              | Household characteristics |                             |                    |                     |  |
|--|----------------------|------------------------------|--------------|-------------------|--------------|--------------|---------------------------|-----------------------------|--------------------|---------------------|--|
|  |                      | New construction 4 years     | Mobile homes | Physical problems |              | Black        | Hispanic                  | Elderly (65 years and over) | Moved in past year | Below poverty level |  |
|  |                      |                              |              | Severe            | Moderate     |              |                           |                             |                    |                     |  |
| <b>1 Total</b> .....                                       | <b>68 796</b>        | <b>4 825</b>                 | <b>5 649</b> | <b>869</b>        | <b>2 056</b> | <b>6 013</b> | <b>4 087</b>              | <b>17 196</b>               | <b>5 636</b>       | <b>6 276</b>        |  |
| <b>Overall Opinion of Neighborhood</b>                     |                      |                              |              |                   |              |              |                           |                             |                    |                     |  |
| 2 1 (worst) .....  | 354                  | 14                           | 57           | 5                 | 40           | 68           | 45                        | 118                         | 28                 | 71                  |  |
| 3 2 .....  | 248                  | 12                           | 42           | 2                 | 22           | 24           | 18                        | 48                          | 13                 | 51                  |  |
| 4 3 .....  | 459                  | 21                           | 79           | 14                | 19           | 60           | 24                        | 79                          | 24                 | 84                  |  |
| 5 4 .....  | 650                  | 51                           | 103          | 14                | 33           | 93           | 39                        | 122                         | 59                 | 92                  |  |
| 6 5 .....  | 3 617                | 145                          | 438          | 54                | 192          | 426          | 278                       | 850                         | 225                | 421                 |  |
| 7 6 .....  | 3 172                | 142                          | 270          | 54                | 118          | 326          | 240                       | 591                         | 241                | 306                 |  |
| 8 7 .....  | 8 266                | 418                          | 563          | 124               | 256          | 852          | 539                       | 1 476                       | 679                | 619                 |  |
| 9 8 .....  | 18 421               | 1 155                        | 1 239        | 219               | 408          | 1 474        | 1 047                     | 4 222                       | 1 436              | 1 330               |  |
| 10 9 .....   | 11 655               | 985                          | 767          | 117               | 235          | 890          | 645                       | 2 721                       | 999                | 868                 |  |
| 11 10 (best) .....   | 18 838               | 1 712                        | 1 767        | 229               | 631          | 1 459        | 1 028                     | 6 261                       | 1 662              | 2 047               |  |
| 12 No neighborhood .....                                   | 274                  | 17                           | 48           | —                 | 15           | 31           | 20                        | 105                         | 3                  | 34                  |  |
| 13 Not reported .....                                      | 2 841                | 152                          | 275          | 37                | 87           | 311          | 164                       | 603                         | 265                | 352                 |  |
| <b>Street Noise or Traffic</b>                             |                      |                              |              |                   |              |              |                           |                             |                    |                     |  |
| 14 Street noise or traffic present .....                   | 16 561               | 691                          | 1 313        | 275               | 764          | 1 722        | 965                       | 4 516                       | 1 105              | 1 794               |  |
| 15 Condition not bothersome .....                          | 9 907                | 429                          | 787          | 157               | 408          | 1 033        | 502                       | 3 141                       | 635                | 1 090               |  |
| 16 Condition bothersome .....                              | 6 632                | 262                          | 526          | 116               | 356          | 686          | 464                       | 1 370                       | 471                | 699                 |  |
| 17 So bothered they want to move .....                     | 2 150                | 85                           | 177          | 43                | 131          | 248          | 150                       | 323                         | 96                 | 230                 |  |
| 18 Not reported .....                                      | 14                   | —                            | —            | —                 | 2            | —            | —                         | 8                           | —                  | 1                   |  |
| 19 Bothersome not reported .....                           | 22                   | —                            | —            | 1                 | —            | 3            | —                         | 5                           | —                  | 5                   |  |
| 20 Not reported .....                                      | 962                  | 33                           | 84           | 12                | 47           | 100          | 40                        | 234                         | 56                 | 108                 |  |
| <b>Neighborhood Crime</b>                                  |                      |                              |              |                   |              |              |                           |                             |                    |                     |  |
| 21 Neighborhood crime present .....                        | 7 566                | 354                          | 595          | 132               | 404          | 1 145        | 630                       | 1 578                       | 482                | 792                 |  |
| 22 Condition not bothersome .....                          | 3 123                | 161                          | 246          | 42                | 137          | 443          | 258                       | 755                         | 212                | 308                 |  |
| 23 Condition bothersome .....                              | 4 435                | 193                          | 349          | 88                | 268          | 697          | 372                       | 818                         | 270                | 485                 |  |
| 24 So bothered they want to move .....                     | 1 483                | 53                           | 145          | 39                | 127          | 267          | 163                       | 201                         | 67                 | 192                 |  |
| 25 Not reported .....                                      | 21                   | —                            | —            | —                 | —            | 4            | 1                         | 7                           | 2                  | —                   |  |
| 26 Bothersome not reported .....                           | 8                    | —                            | —            | 2                 | —            | 5            | —                         | 6                           | —                  | —                   |  |
| 27 Not reported .....                                      | 1 156                | 41                           | 102          | 18                | 49           | 119          | 49                        | 286                         | 104                | 120                 |  |
| <b>Odors</b>   |                      |                              |              |                   |              |              |                           |                             |                    |                     |  |
| 28 Odors present .....                                     | 3 649                | 205                          | 377          | 55                | 215          | 390          | 293                       | 811                         | 196                | 402                 |  |
| 29 Condition not bothersome .....                          | 1 396                | 81                           | 128          | 10                | 78           | 148          | 92                        | 332                         | 90                 | 146                 |  |
| 30 Condition bothersome .....                              | 2 250                | 125                          | 246          | 45                | 137          | 242          | 202                       | 477                         | 106                | 254                 |  |
| 31 So bothered they want to move .....                     | 661                  | 28                           | 111          | 10                | 42           | 86           | 82                        | 127                         | 27                 | 81                  |  |
| 32 Not reported .....                                      | 3                    | —                            | —            | —                 | —            | —            | —                         | —                           | —                  | —                   |  |
| 33 Bothersome not reported .....                           | 4                    | —                            | 2            | —                 | —            | —            | —                         | 2                           | —                  | 2                   |  |
| 34 Not reported .....                                      | 978                  | 33                           | 81           | 15                | 49           | 100          | 43                        | 249                         | 56                 | 108                 |  |
| <b>Other Bothersome Neighborhood Conditions</b>            |                      |                              |              |                   |              |              |                           |                             |                    |                     |  |
| 35 No other problems .....                                 | 57 506               | 4 042                        | 4 673        | 727               | 1 634        | 4 892        | 3 373                     | 14 908                      | 4 800              | 5 261               |  |
| 36 With other problems <sup>1</sup> .....                  | 10 235               | 748                          | 891          | 129               | 373          | 1 019        | 667                       | 2 043                       | 770                | 891                 |  |
| 37 Noise .....   | 1 502                | 102                          | 116          | 22                | 59           | 138          | 111                       | 341                         | 151                | 157                 |  |
| 38 Litter or housing deterioration .....                   | 1 159                | 47                           | 67           | 19                | 48           | 195          | 88                        | 310                         | 83                 | 121                 |  |
| 39 Poor city or county services .....                      | 532                  | 45                           | 43           | 13                | 47           | 106          | 56                        | 101                         | 28                 | 64                  |  |
| 40 Undesirable commercial, institutional, industrial ..... | 485                  | 43                           | 42           | 13                | 23           | 39           | 20                        | 108                         | 36                 | 44                  |  |
| 41 People .....  | 2 736                | 163                          | 287          | 22                | 122          | 230          | 195                       | 547                         | 173                | 258                 |  |
| 42 Other .....   | 5 327                | 428                          | 454          | 62                | 181          | 516          | 325                       | 1 023                       | 393                | 382                 |  |
| 43 No problem .....  | 67                   | 2                            | 4            | 5                 | 9            | 11           | 3                         | 13                          | 5                  | 7                   |  |
| 44 Type of problem not reported .....                      | 370                  | 28                           | 30           | 2                 | 7            | 27           | 18                        | 84                          | 26                 | 38                  |  |
| 45 Other problems not reported .....                       | 1 054                | 35                           | 85           | 13                | 50           | 102          | 47                        | 245                         | 66                 | 123                 |  |
| <b>Public Elementary School<sup>1</sup></b>                |                      |                              |              |                   |              |              |                           |                             |                    |                     |  |
| 46 Households with children aged 5-15 .....                | 18 480               | 1 722                        | 1 571        | 217               | 605          | 2 000        | 1 759                     | 527                         | 1 697              | 1 396               |  |
| 47 Attend public school (K-12) .....                       | 15 443               | 1 496                        | 1 416        | 176               | 551          | 1 716        | 1 552                     | 440                         | 1 437              | 1 230               |  |
| 48 Attend private school (K-12) .....                      | 2 562                | 180                          | 78           | 31                | 46           | 218          | 203                       | 69                          | 219                | 99                  |  |
| 49 Attend ungraded school, preschool, etc. ....            | 187                  | 19                           | 14           | 10                | 8            | 24           | 20                        | 8                           | 15                 | 26                  |  |
| 50 Does not attend school .....                            | 230                  | 18                           | 21           | 11                | 12           | 4            | 19                        | —                           | 38                 | 27                  |  |
| 51 Not reported .....                                      | 539                  | 48                           | 53           | 2                 | 13           | 88           | 31                        | 17                          | 27                 | 63                  |  |
| 52 Households with any children aged 0-13 .....            | 20 236               | 2 088                        | 1 743        | 216               | 639          | 2 143        | 1 935                     | 497                         | 2 190              | 1 495               |  |
| 53 Satisfactory public elementary school .....             | 16 046               | 1 690                        | 1 405        | 166               | 479          | 1 601        | 1 529                     | 424                         | 1 600              | 1 181               |  |
| 54 Unsatisfactory public elementary school .....           | 1 439                | 107                          | 137          | 15                | 90           | 191          | 129                       | 23                          | 121                | 133                 |  |
| 55 So bothered they want to move .....                     | 438                  | 27                           | 45           | 6                 | 44           | 73           | 38                        | 7                           | 27                 | 25                  |  |
| 56 Not reported .....                                      | 3                    | —                            | —            | —                 | 3            | —            | —                         | —                           | —                  | —                   |  |
| 57 Not reported or don't know .....                        | 2 751                | 291                          | 201          | 36                | 70           | 352          | 277                       | 49                          | 469                | 181                 |  |
| 58 Public elementary school less than 1 mile .....         | 10 709               | 782                          | 443          | 101               | 326          | 1 300        | 1 389                     | 319                         | 1 135              | 717                 |  |
| 59 Public elementary school 1 mile or more .....           | 8 880                | 1 239                        | 1 231        | 103               | 297          | 727          | 493                       | 164                         | 959                | 702                 |  |
| 60 Not reported .....                                      | 647                  | 67                           | 69           | 12                | 15           | 117          | 52                        | 13                          | 97                 | 76                  |  |
| <b>Building Neighbor Noise<sup>2</sup></b>                 |                      |                              |              |                   |              |              |                           |                             |                    |                     |  |
| 61 Neighbor noise present .....                            | 2 893                | 144                          | —            | 70                | 102          | 440          | 167                       | 673                         | 325                | 238                 |  |
| 62 Loudness bothersome .....                               | 588                  | 30                           | —            | 13                | 38           | 103          | 33                        | 122                         | 47                 | 54                  |  |
| 63 Loudness not bothersome .....                           | 2 304                | 115                          | —            | 58                | 64           | 337          | 134                       | 551                         | 278                | 182                 |  |
| 64 Loudness bothersome not reported .....                  | 1                    | —                            | —            | —                 | —            | —            | —                         | —                           | —                  | 1                   |  |
| 65 Time of noise bothersome .....                          | 559                  | 22                           | —            | 16                | 40           | 97           | 27                        | 124                         | 43                 | 53                  |  |
| 66 Time of noise not bothersome .....                      | 2 333                | 122                          | —            | 55                | 63           | 343          | 140                       | 549                         | 282                | 184                 |  |
| 67 Time bothersome not reported .....                      | 1                    | —                            | —            | —                 | —            | —            | —                         | —                           | —                  | 1                   |  |
| 68 Neighbor noise not present .....                        | 3 639                | 217                          | —            | 53                | 107          | 411          | 247                       | 1 285                       | 476                | 338                 |  |
| 69 Not reported .....                                      | 144                  | 8                            | —            | —                 | 8            | 19           | 11                        | 35                          | 12                 | 14                  |  |
| <b>Public Transportation</b>                               |                      |                              |              |                   |              |              |                           |                             |                    |                     |  |
| 70 With public transportation .....                        | 31 813               | 1 252                        | 1 325        | 434               | 876          | 3 587        | 2 490                     | 7 982                       | 2 434              | 2 648               |  |
| 71 Household uses it at least weekly .....                 | 3 564                | 108                          | 116          | 85                | 135          | 847          | 430                       | 785                         | 313                | 391                 |  |
| 72 Satisfactory public transportation .....                | 3 326                | 96                           | 107          | 75                | 122          | 785          | 408                       | 737                         | 278                | 365                 |  |
| 73 Unsatisfactory public transportation .....              | 238                  | 12                           | 9            | 10                | 13           | 62           | 22                        | 49                          | 35                 | 26                  |  |
| 74 Not reported .....                                      | —                    | —                            | —            | —                 | —            | —            | —                         | —                           | —                  | —                   |  |
| 75 Household uses it less than weekly .....                | 11 914               | 389                          | 417          | 160               | 340          | 1 348        | 882                       | 2 925                       | 790                | 1 095               |  |
| 76 Satisfactory public transportation .....                | 10 744               | 337                          | 359          | 147               | 304          | 1 236        | 790                       | 2 627                       | 695                | 990                 |  |
| 77 Unsatisfactory public transportation .....              | 984                  | 45                           | 57           | 13                | 33           | 86           | 83                        | 247                         | 68                 | 95                  |  |
| 78 Not reported .....                                      | 186                  | 8                            | —            | 1                 | 2            | 26           | 8                         | 5                           | 28                 | 11                  |  |
| 79 Household does not use .....                            | 16 254               | 756                          | 788          | 187               | 395          | 1 374        | 1 177                     | 4 250                       | 1 319              | 1 154               |  |
| 80 Not reported .....                                      | 81                   | —                            | 5            | 1                 | 6            | 18           | 1                         | 2                           | 12                 | 7                   |  |
| 81 No public transportation .....                          | 34 755               | 3 399                        | 4 177        | 418               | 1 122        | 2 286        | 1 466                     | 8 767                       | 2 875              | 3 416               |  |
| 82 Not reported .....                                      | 2 228                | 174                          | 147          | 17                | 59           | 140          | 131                       | 447                         | 327                | 212                 |  |

| Total occupied units | In MSAs        |               | Outside MSAs  | Urban         |              | Rural         |               |               | Regions       |               |               |               |          |
|----------------------|----------------|---------------|---------------|---------------|--------------|---------------|---------------|---------------|---------------|---------------|---------------|---------------|----------|
|                      | Central cities | Suburbs       |               | Total         | Outside MSAs | Total         | Suburbs       | Outside MSAs  | Northeast     | Midwest       | South         | West          |          |
| <b>68 796</b>        | <b>15 512</b>  | <b>36 015</b> | <b>17 269</b> | <b>44 139</b> | <b>4 972</b> | <b>24 657</b> | <b>12 256</b> | <b>12 297</b> | <b>12 644</b> | <b>17 568</b> | <b>25 180</b> | <b>13 403</b> | <b>1</b> |
| 354                  | 111            | 141           | 101           | 246           | 37           | 108           | 44            | 64            | 63            | 64            | 172           | 55            | 2        |
| 248                  | 93             | 97            | 58            | 182           | 18           | 67            | 27            | 40            | 38            | 66            | 82            | 63            | 3        |
| 459                  | 183            | 196           | 80            | 328           | 17           | 131           | 65            | 64            | 95            | 127           | 157           | 80            | 4        |
| 650                  | 250            | 283           | 117           | 498           | 38           | 152           | 73            | 79            | 93            | 188           | 230           | 138           | 5        |
| 3 617                | 1 154          | 1 539         | 925           | 2 489         | 293          | 1 128         | 491           | 632           | 653           | 898           | 1 292         | 773           | 6        |
| 3 172                | 931            | 1 543         | 699           | 2 278         | 278          | 895           | 464           | 421           | 580           | 764           | 1 123         | 705           | 7        |
| 8 266                | 2 318          | 4 220         | 1 728         | 5 963         | 610          | 2 303         | 1 168         | 1 118         | 1 526         | 2 233         | 2 706         | 1 801         | 8        |
| 18 421               | 4 279          | 9 892         | 4 249         | 12 311        | 1 401        | 6 110         | 3 246         | 2 848         | 3 432         | 4 664         | 6 631         | 3 694         | 9        |
| 11 655               | 2 296          | 6 476         | 2 882         | 7 383         | 824          | 4 273         | 2 194         | 2 058         | 2 125         | 3 097         | 4 101         | 2 332         | 10       |
| 18 838               | 3 150          | 10 076        | 5 612         | 10 574        | 1 297        | 8 264         | 3 918         | 4 316         | 3 448         | 4 881         | 7 222         | 3 287         | 11       |
| 274                  | 37             | 97            | 140           | 52            | 7            | 222           | 88            | 133           | 48            | 61            | 139           | 27            | 12       |
| 2 841                | 710            | 1 454         | 677           | 1 835         | 153          | 1 006         | 479           | 524           | 543           | 526           | 1 325         | 448           | 13       |
| 16 561               | 4 730          | 7 432         | 4 399         | 11 096        | 1 467        | 5 465         | 2 515         | 2 933         | 3 375         | 4 790         | 5 266         | 3 130         | 14       |
| 9 907                | 2 627          | 4 382         | 2 898         | 6 354         | 899          | 3 553         | 1 537         | 1 999         | 1 987         | 3 016         | 3 223         | 1 681         | 15       |
| 6 632                | 2 093          | 3 037         | 1 501         | 4 726         | 568          | 1 906         | 972           | 934           | 1 382         | 1 770         | 2 030         | 1 449         | 16       |
| 2 150                | 813            | 962           | 376           | 1 677         | 161          | 473           | 259           | 214           | 444           | 594           | 613           | 501           | 17       |
| 14                   | 3              | 9             | 2             | 12            | -            | 2             | -             | 2             | 4             | 3             | 2             | 5             | 18       |
| 22                   | 10             | 13            | -             | 16            | -            | 6             | 6             | -             | 6             | 4             | 13            | -             | 19       |
| 962                  | 219            | 486           | 258           | 579           | 54           | 383           | 179           | 204           | 129           | 141           | 536           | 156           | 20       |
| 7 566                | 3 131          | 3 228         | 1 208         | 5 922         | 417          | 1 644         | 843           | 791           | 1 200         | 1 703         | 2 798         | 1 865         | 21       |
| 3 123                | 1 169          | 1 410         | 544           | 2 397         | 178          | 726           | 352           | 366           | 499           | 671           | 1 177         | 776           | 22       |
| 4 435                | 1 958          | 1 815         | 662           | 3 516         | 237          | 918           | 491           | 425           | 701           | 1 027         | 1 618         | 1 089         | 23       |
| 1 483                | 740            | 565           | 178           | 1 269         | 81           | 214           | 115           | 97            | 245           | 383           | 504           | 352           | 24       |
| 21                   | 13             | 6             | 2             | 16            | -            | 5             | 2             | 2             | 2             | 7             | 10            | 1             | 25       |
| 8                    | 4              | 3             | 2             | 8             | 2            | -             | -             | -             | -             | 5             | 3             | 1             | 26       |
| 1 156                | 296            | 579           | 281           | 736           | 62           | 420           | 200           | 219           | 163           | 202           | 594           | 197           | 27       |
| 3 649                | 1 024          | 1 645         | 980           | 2 405         | 281          | 1 244         | 540           | 699           | 666           | 1 034         | 1 132         | 817           | 28       |
| 1 396                | 393            | 635           | 368           | 937           | 111          | 458           | 196           | 257           | 219           | 402           | 476           | 299           | 29       |
| 2 250                | 628            | 1 010         | 612           | 1 464         | 170          | 786           | 344           | 441           | 447           | 629           | 656           | 518           | 30       |
| 661                  | 199            | 303           | 159           | 437           | 43           | 224           | 109           | 115           | 163           | 143           | 213           | 141           | 31       |
| 3                    | 3              | 3             | -             | 3             | -            | -             | -             | -             | 3             | -             | -             | -             | 32       |
| 4                    | 2              | 1             | -             | 4             | -            | -             | -             | -             | -             | 4             | -             | -             | 33       |
| 978                  | 227            | 491           | 260           | 598           | 56           | 380           | 177           | 204           | 129           | 157           | 540           | 153           | 34       |
| 57 506               | 12 461         | 30 092        | 14 953        | 36 389        | 4 237        | 21 116        | 10 315        | 10 716        | 10 675        | 14 829        | 21 106        | 10 896        | 35       |
| 10 235               | 2 815          | 5 378         | 2 042         | 7 114         | 677          | 3 122         | 1 741         | 1 365         | 1 820         | 2 571         | 3 504         | 2 340         | 36       |
| 1 502                | 462            | 763           | 277           | 1 119         | 125          | 383           | 231           | 152           | 277           | 387           | 464           | 374           | 37       |
| 1 159                | 427            | 502           | 230           | 909           | 119          | 249           | 136           | 111           | 233           | 312           | 360           | 255           | 38       |
| 532                  | 197            | 248           | 87            | 393           | 30           | 138           | 82            | 56            | 103           | 109           | 227           | 93            | 39       |
| 485                  | 152            | 242           | 90            | 361           | 46           | 124           | 78            | 44            | 103           | 100           | 155           | 127           | 40       |
| 2 736                | 784            | 1 433         | 518           | 1 918         | 165          | 818           | 456           | 353           | 444           | 757           | 888           | 647           | 41       |
| 5 327                | 1 399          | 2 908         | 1 020         | 3 628         | 291          | 1 700         | 966           | 729           | 984           | 1 240         | 1 829         | 1 275         | 42       |
| 67                   | 20             | 29            | 17            | 43            | 5            | 24            | 12            | 12            | 16            | 14            | 22            | 15            | 43       |
| 370                  | 71             | 205           | 94            | 256           | 33           | 114           | 53            | 61            | 60            | 82            | 138           | 89            | 44       |
| 1 054                | 237            | 544           | 274           | 635           | 58           | 419           | 200           | 216           | 149           | 169           | 569           | 167           | 45       |
| 18 480               | 3 891          | 10 374        | 4 214         | 11 652        | 1 116        | 6 828         | 3 700         | 3 098         | 3 409         | 4 614         | 6 658         | 3 798         | 46       |
| 15 443               | 2 981          | 8 687         | 3 775         | 9 493         | 1 008        | 5 950         | 3 160         | 2 767         | 2 804         | 3 876         | 5 613         | 3 150         | 47       |
| 2 562                | 827            | 1 443         | 292           | 1 948         | 75           | 614           | 395           | 217           | 575           | 669           | 768           | 550           | 48       |
| 187                  | 42             | 110           | 35            | 140           | 7            | 47            | 19            | 28            | 43            | 45            | 42            | 58            | 49       |
| 230                  | 34             | 111           | 84            | 101           | 21           | 129           | 65            | 63            | 33            | 59            | 99            | 38            | 50       |
| 539                  | 102            | 323           | 114           | 318           | 27           | 220           | 129           | 87            | 79            | 82            | 284           | 93            | 51       |
| 20 236               | 4 381          | 11 404        | 4 451         | 12 985        | 1 218        | 7 250         | 3 976         | 3 233         | 3 692         | 5 108         | 7 293         | 4 143         | 52       |
| 16 046               | 3 118          | 9 170         | 3 758         | 10 011        | 1 042        | 6 035         | 3 282         | 2 716         | 2 941         | 4 154         | 5 791         | 3 160         | 53       |
| 1 439                | 456            | 706           | 277           | 982           | 53           | 457           | 233           | 224           | 239           | 320           | 506           | 373           | 54       |
| 438                  | 173            | 177           | 89            | 326           | 13           | 112           | 37            | 75            | 87            | 120           | 133           | 98            | 55       |
| 3                    | -              | 3             | -             | 3             | -            | 3             | -             | -             | 3             | -             | 3             | -             | 56       |
| 2 751                | 807            | 1 528         | 416           | 1 992         | 123          | 759           | 461           | 293           | 511           | 634           | 995           | 610           | 57       |
| 10 709               | 3 204          | 5 989         | 1 515         | 8 787         | 785          | 1 922         | 1 175         | 730           | 1 985         | 2 844         | 3 180         | 2 700         | 58       |
| 8 880                | 1 012          | 5 022         | 2 846         | 3 769         | 415          | 5 111         | 2 660         | 2 431         | 1 592         | 2 148         | 3 817         | 1 322         | 59       |
| 647                  | 165            | 393           | 89            | 430           | 17           | 217           | 141           | 71            | 115           | 116           | 295           | 121           | 60       |
| 2 893                | 1 270          | 1 469         | 154           | 2 665         | 110          | 228           | 182           | 44            | 1 029         | 542           | 739           | 583           | 61       |
| 588                  | 236            | 326           | 26            | 542           | 18           | 46            | 38            | 8             | 239           | 84            | 122           | 143           | 62       |
| 2 304                | 1 033          | 1 142         | 128           | 2 122         | 93           | 182           | 144           | 36            | 789           | 458           | 617           | 440           | 63       |
| 1                    | -              | 1             | -             | 1             | -            | -             | -             | -             | 1             | -             | -             | -             | 64       |
| 559                  | 257            | 277           | 25            | 512           | 16           | 47            | 38            | 9             | 202           | 80            | 121           | 157           | 65       |
| 2 333                | 1 012          | 1 191         | 129           | 2 152         | 95           | 181           | 144           | 35            | 827           | 462           | 619           | 426           | 66       |
| 1                    | -              | 1             | -             | 1             | -            | -             | -             | -             | 1             | -             | -             | -             | 67       |
| 3 639                | 1 479          | 1 914         | 246           | 3 191         | 140          | 448           | 337           | 106           | 1 280         | 640           | 1 107         | 612           | 68       |
| 144                  | 79             | 59            | 5             | 125           | 2            | 19            | 15            | 3             | 59            | 19            | 53            | 13            | 69       |
| 31 813               | 12 262         | 16 187        | 3 364         | 28 195        | 1 713        | 3 618         | 1 931         | 1 651         | 6 969         | 8 195         | 7 899         | 8 750         | 70       |
| 3 564                | 2 066          | 1 356         | 142           | 3 381         | 74           | 183           | 116           | 67            | 1 374         | 616           | 608           | 966           | 71       |
| 3 326                | 1 925          | 1 270         | 131           | 3 163         | 69           | 162           | 100           | 62            | 1 297         | 569           | 568           | 893           | 72       |
| 238                  | 141            | 86            | 10            | 218           | 5            | 20            | 15            | 5             | 78            | 47            | 40            | 73            | 73       |
| -                    | -              | -             | -             | -             | -            | -             | -             | -             | -             | -             | -             | -             | 74       |
| 11 914               | 4 607          | 6 148         | 1 158         | 10 574        | 539          | 1 340         | 704           | 619           | 2 650         | 3 096         | 2 710         | 3 458         | 75       |
| 10 744               | 4 187          | 5 520         | 1 038         | 9 569         | 490          | 1 176         | 616           | 548           | 2 437         | 2 834         | 2 438         | 3 035         | 76       |
| 984                  | 352            | 524           | 107           | 840           | 41           | 143           | 75            | 66            | 184           | 213           | 235           | 351           | 77       |
| 186                  | 68             | 104           | 14            | 165           | 8            | 21            | 12            | 6             | 29            | 49            | 36            | 71            | 78       |
| 16 254               | 5 557          | 8 634         | 2 064         | 14 165        | 1 100        | 2 089         | 1 106         | 964           | 2 911         | 4 476         | 4 558         | 4 310         | 79       |
| 81                   | 32             | 49            | -             | 76            | -            | 5             | 5             | -             | 34            | 8             | 23            | 16            | 80       |
| 34 755               | 2 770          | 18 475        | 13 509        | 14 426        | 3 156        | 20 329        | 9 915         | 10 353        | 5 302         | 8 813         | 16 354        | 4 285         | 81       |
| 2 228                | 480            | 1 352         | 396           | 1 517         | 103          | 711           | 411           | 293           | 373           | 560           | 927           | 368           | 82       |

**Table 3-8. Neighborhood—Owner Occupied Units—Con.**

[Numbers in thousands. Consistent with the 1990 Census. ... means not applicable or sample too small. — means zero or rounds to zero]

| Characteristics  | Total occupied units | Housing unit characteristics |              |                   |          | Household characteristics |          |                             |                    |                     |  |
|--|----------------------|------------------------------|--------------|-------------------|----------|---------------------------|----------|-----------------------------|--------------------|---------------------|--|
|  |                      | New construction 4 years     | Mobile homes | Physical problems |          | Black                     | Hispanic | Elderly (65 years and over) | Moved in past year | Below poverty level |  |
|  |                      |                              |              | Severe            | Moderate |                           |          |                             |                    |                     |  |
| <b>Neighborhood Shopping</b>   |                      |                              |              |                   |          |                           |          |                             |                    |                     |  |
| 1 Satisfactory neighborhood shopping .....                                 | 54 613               | 3 569                        | 3 626        | 665               | 1 420    | 4 514                     | 3 470    | 13 351                      | 4 613              | 4 583               |  |
| 2 Less than 1 mile .....   | 39 206               | 2 024                        | 1 906        | 489               | 996      | 3 602                     | 2 954    | 9 939                       | 3 366              | 3 340               |  |
| 3 1 mile or more .....   | 15 301               | 1 535                        | 1 714        | 175               | 422      | 904                       | 510      | 3 382                       | 1 231              | 1 232               |  |
| 4 Not reported .....   | 106                  | 10                           | 6            | —                 | 2        | 8                         | 6        | 29                          | 16                 | 11                  |  |
| 5 Unsatisfactory neighborhood shopping .....                               | 12 816               | 1 188                        | 1 890        | 182               | 581      | 1 365                     | 554      | 3 500                       | 923                | 1 536               |  |
| 6 Not reported or don't know .....   | 1 367                | 68                           | 133          | 22                | 56       | 135                       | 62       | 346                         | 99                 | 156                 |  |
| <b>Police Protection</b>   |                      |                              |              |                   |          |                           |          |                             |                    |                     |  |
| 7 Satisfactory police protection .....                                     | 61 312               | 4 270                        | 4 632        | 736               | 1 676    | 5 147                     | 3 528    | 15 499                      | 4 963              | 5 363               |  |
| 8 Unsatisfactory police protection .....                                   | 5 123                | 396                          | 807          | 89                | 303      | 655                       | 401      | 1 091                       | 327                | 653                 |  |
| 9 Not reported .....   | 2 360                | 159                          | 211          | 44                | 77       | 211                       | 158      | 606                         | 346                | 259                 |  |
| <b>Description of Area Within 300 Feet<sup>1</sup></b>                     |                      |                              |              |                   |          |                           |          |                             |                    |                     |  |
| 10 Single-family detached houses .....                                     | 58 082               | 3 887                        | 3 108        | 685               | 1 668    | 5 087                     | 3 630    | 14 188                      | 4 695              | 4 840               |  |
| 11 Single-family attached .....  | 6 279                | 393                          | 119          | 90                | 137      | 815                       | 375      | 1 451                       | 596                | 503                 |  |
| 12 1- to 3- story multiunit .....  | 6 934                | 166                          | 164          | 112               | 282      | 877                       | 538      | 1 724                       | 526                | 595                 |  |
| 13 4- to 6- story multiunit .....  | 1 256                | 41                           | 11           | 27                | 40       | 203                       | 102      | 390                         | 142                | 105                 |  |
| 14 7- or more story multiunit .....  | 622                  | 11                           | 2            | 17                | 19       | 71                        | 52       | 185                         | 71                 | 59                  |  |
| 15 Mobile homes .....  | 9 011                | 1 059                        | 4 297        | 147               | 527      | 867                       | 524      | 2 371                       | 749                | 1 454               |  |
| 16 Commercial, or institutional .....                                      | 11 329               | 427                          | 886          | 189               | 452      | 1 447                     | 880      | 2 642                       | 896                | 1 108               |  |
| 17 Industrial or factories .....   | 1 775                | 68                           | 197          | 50                | 75       | 250                       | 187      | 421                         | 136                | 245                 |  |
| 18 Open space, park, woods, farm, or ranch .....                           | 28 217               | 2 763                        | 3 302        | 346               | 905      | 1 849                     | 1 083    | 6 051                       | 2 449              | 2 321               |  |
| 19 4 or more lane highway, railroad, or airport .....                      | 6 712                | 371                          | 662          | 131               | 285      | 758                       | 498      | 1 671                       | 565                | 700                 |  |
| 20 Not reported .....  | 1 929                | 106                          | 198          | 21                | 47       | 223                       | 126      | 382                         | 181                | 225                 |  |
| <b>Bodies of Water Within 300 Feet</b>                                     |                      |                              |              |                   |          |                           |          |                             |                    |                     |  |
| 21 Water in area .....   | 11 987               | 1 153                        | 1 249        | 126               | 354      | 532                       | 410      | 2 610                       | 1 033              | 929                 |  |
| 22 Waterfront property .....   | 2 082                | 170                          | 101          | 10                | 52       | 44                        | 57       | 641                         | 166                | 159                 |  |
| 23 Not reported .....  | 16                   | —                            | 7            | —                 | —        | —                         | 1        | 7                           | 3                  | 2                   |  |
| 24 Flood plain .....   | 1 776                | 158                          | 199          | 24                | 54       | 88                        | 102      | 430                         | 166                | 128                 |  |
| 25 Not reported .....  | 340                  | 16                           | 33           | 6                 | 10       | 24                        | 7        | 107                         | 36                 | 46                  |  |
| 26 Water not reported .....  | 2 002                | 109                          | 195          | 25                | 49       | 225                       | 126      | 407                         | 185                | 233                 |  |
| 27 No water in area .....  | 54 806               | 3 563                        | 4 205        | 718               | 1 653    | 5 256                     | 3 551    | 14 179                      | 4 418              | 5 114               |  |
| <b>Age of Other Residential Buildings Within 300 Feet</b>                  |                      |                              |              |                   |          |                           |          |                             |                    |                     |  |
| 28 Older .....   | 6 567                | 98                           | 743          | 152               | 444      | 521                       | 321      | 2 032                       | 376                | 822                 |  |
| 29 About the same .....  | 43 938               | 2 429                        | 1 777        | 486               | 1 040    | 4 071                     | 2 887    | 10 314                      | 3 655              | 3 418               |  |
| 30 Newer .....   | 6 582                | 1 580                        | 1 501        | 56                | 129      | 527                       | 310      | 1 469                       | 851                | 601                 |  |
| 31 Very mixed .....  | 5 089                | 245                          | 863          | 69                | 198      | 435                       | 306      | 1 603                       | 313                | 625                 |  |
| 32 No other residential buildings .....                                    | 4 445                | 359                          | 543          | 77                | 188      | 209                       | 107      | 1 326                       | 223                | 545                 |  |
| 33 Not reported .....  | 2 174                | 114                          | 222          | 29                | 57       | 251                       | 155      | 453                         | 218                | 265                 |  |
| <b>Other Buildings Vandalized or With Interior Exposed Within 300 Feet</b> |                      |                              |              |                   |          |                           |          |                             |                    |                     |  |
| 34 None .....  | 59 969               | 4 225                        | 4 582        | 698               | 1 645    | 5 011                     | 3 612    | 15 003                      | 5 056              | 5 154               |  |
| 35 1 building .....  | 1 563                | 96                           | 202          | 25                | 91       | 248                       | 158      | 277                         | 89                 | 205                 |  |
| 36 More than 1 building .....  | 921                  | 38                           | 118          | 44                | 86       | 325                       | 79       | 224                         | 68                 | 167                 |  |
| 37 No buildings .....  | 4 215                | 352                          | 523          | 72                | 180      | 186                       | 87       | 1 235                       | 218                | 493                 |  |
| 38 Not reported .....  | 2 127                | 115                          | 224          | 30                | 56       | 243                       | 151      | 457                         | 205                | 257                 |  |
| <b>Bars on Windows of Buildings Within 300 Feet</b>                        |                      |                              |              |                   |          |                           |          |                             |                    |                     |  |
| 39 No bars on windows .....  | 57 350               | 4 264                        | 4 791        | 681               | 1 534    | 4 291                     | 2 849    | 14 088                      | 4 851              | 4 925               |  |
| 40 1 building with bars .....  | 1 071                | 27                           | 38           | 14                | 47       | 182                       | 155      | 251                         | 79                 | 96                  |  |
| 41 2 or more buildings with bars .....                                     | 3 232                | 57                           | 63           | 65                | 189      | 945                       | 749      | 885                         | 219                | 403                 |  |
| 42 No buildings .....  | 4 215                | 352                          | 523          | 72                | 180      | 186                       | 87       | 1 235                       | 218                | 493                 |  |
| 43 Not reported .....  | 2 928                | 126                          | 234          | 37                | 108      | 409                       | 245      | 737                         | 269                | 359                 |  |
| <b>Condition of Streets Within 300 Feet</b>                                |                      |                              |              |                   |          |                           |          |                             |                    |                     |  |
| 44 No repairs needed .....   | 44 881               | 3 174                        | 2 886        | 519               | 1 043    | 3 335                     | 2 614    | 11 666                      | 3 710              | 3 740               |  |
| 45 Minor repairs needed .....  | 17 388               | 1 149                        | 1 789        | 254               | 649      | 1 953                     | 1 011    | 3 933                       | 1 415              | 1 674               |  |
| 46 Major repairs needed .....  | 3 360                | 316                          | 627          | 61                | 229      | 431                       | 277      | 818                         | 247                | 478                 |  |
| 47 No streets .....  | 983                  | 76                           | 136          | 13                | 79       | 43                        | 37       | 313                         | 67                 | 115                 |  |
| 48 Not reported .....  | 2 183                | 111                          | 212          | 23                | 57       | 251                       | 147      | 466                         | 196                | 269                 |  |
| <b>Trash, Litter, or Junk on Streets or Any Properties Within 300 Feet</b> |                      |                              |              |                   |          |                           |          |                             |                    |                     |  |
| 49 None .....  | 62 556               | 4 454                        | 4 982        | 744               | 1 718    | 5 163                     | 3 586    | 15 786                      | 5 148              | 5 492               |  |
| 50 Minor accumulation .....  | 2 911                | 190                          | 329          | 58                | 193      | 407                       | 285      | 679                         | 220                | 346                 |  |
| 51 Major accumulation .....  | 1 286                | 71                           | 130          | 43                | 92       | 210                       | 81       | 307                         | 76                 | 196                 |  |
| 52 Not reported .....  | 2 043                | 110                          | 208          | 24                | 53       | 233                       | 136      | 425                         | 191                | 241                 |  |
| <b>Parking Lots<sup>1</sup></b>  |                      |                              |              |                   |          |                           |          |                             |                    |                     |  |
| 53 With parking lots .....   | 8 557                | 335                          | 499          | 143               | 299      | 765                       | 528      | 2 016                       | 747                | 702                 |  |
| 54 Residents only .....  | 3 448                | 178                          | 228          | 60                | 115      | 311                       | 222      | 926                         | 392                | 293                 |  |
| 55 Shoppers or workers only .....  | 3 385                | 106                          | 151          | 57                | 119      | 306                       | 239      | 818                         | 226                | 302                 |  |
| 56 Anyone .....  | 3 027                | 97                           | 204          | 56                | 131      | 259                       | 167      | 658                         | 258                | 253                 |  |
| 57 Kind not reported .....   | 260                  | 16                           | 30           | 1                 | 7        | 36                        | 28       | 45                          | 17                 | 19                  |  |
| 58 No parking lots within 300 feet .....                                   | 58 237               | 4 378                        | 4 948        | 696               | 1 709    | 5 026                     | 3 426    | 14 778                      | 4 698              | 5 339               |  |
| 59 Parking lot not reported .....  | 2 002                | 111                          | 201          | 30                | 48       | 222                       | 133      | 402                         | 191                | 234                 |  |
| <b>Mobile Homes in Group</b>   |                      |                              |              |                   |          |                           |          |                             |                    |                     |  |
| 60 Mobile homes .....  | 5 649                | 1 197                        | 5 649        | 71                | 264      | 493                       | 269      | 1 255                       | 700                | 1 043               |  |
| 61 1 to 6 .....  | 3 711                | 909                          | 3 711        | 45                | 228      | 397                       | 169      | 706                         | 361                | 651                 |  |
| 62 7 to 20 .....   | 235                  | 32                           | 235          | 4                 | 2        | 2                         | 18       | 57                          | 27                 | 56                  |  |
| 63 21 or more .....  | 1 704                | 255                          | 1 704        | 23                | 34       | 94                        | 82       | 492                         | 312                | 337                 |  |

<sup>1</sup>Figures may not add to total because more than one category may apply to a unit.

<sup>2</sup>Limited to single attached and multiunits.

| Total occupied units | In MSAs        |         | Outside MSAs | Urban  |              | Rural  |         |              | Regions   |         |        |        |    |
|----------------------|----------------|---------|--------------|--------|--------------|--------|---------|--------------|-----------|---------|--------|--------|----|
|                      | Central cities | Suburbs |              | Total  | Outside MSAs | Total  | Suburbs | Outside MSAs | Northeast | Midwest | South  | West   |    |
| 54 613               | 13 478         | 29 787  | 11 349       | 38 992 | 4 205        | 15 622 | 8 388   | 7 143        | 10 293    | 13 992  | 19 092 | 11 236 | 1  |
| 39 206               | 11 707         | 21 053  | 6 447        | 32 495 | 3 537        | 6 711  | 3 758   | 2 909        | 7 635     | 10 175  | 12 672 | 8 725  | 2  |
| 15 301               | 1 746          | 8 688   | 4 887        | 6 430  | 666          | 8 871  | 4 603   | 4 221        | 2 640     | 3 792   | 6 376  | 2 493  | 3  |
| 106                  | 25             | 66      | 15           | 66     | 2            | 40     | 27      | 13           | 18        | 25      | 44     | 18     | 4  |
| 12 816               | 1 724          | 5 536   | 5 556        | 4 319  | 691          | 8 497  | 3 618   | 4 865        | 2 157     | 3 317   | 5 395  | 1 947  | 5  |
| 1 367                | 311            | 692     | 364          | 828    | 75           | 538    | 250     | 288          | 194       | 259     | 693    | 220    | 6  |
| 61 312               | 13 867         | 32 647  | 14 798       | 40 561 | 4 648        | 20 751 | 10 513  | 10 150       | 11 455    | 15 984  | 21 956 | 11 917 | 7  |
| 5 123                | 1 056          | 2 150   | 1 918        | 2 207  | 237          | 2 916  | 1 223   | 1 681        | 837       | 1 135   | 2 221  | 931    | 8  |
| 2 360                | 589            | 1 218   | 553          | 1 370  | 87           | 990    | 520     | 466          | 352       | 450     | 1 003  | 555    | 9  |
| 58 082               | 13 738         | 30 789  | 13 554       | 39 268 | 4 566        | 18 814 | 9 735   | 8 988        | 10 844    | 14 988  | 20 617 | 11 633 | 10 |
| 6 279                | 2 308          | 3 498   | 473          | 5 550  | 286          | 729    | 534     | 187          | 1 725     | 1 161   | 1 942  | 1 450  | 11 |
| 6 934                | 2 956          | 2 887   | 1 092        | 6 186  | 766          | 749    | 416     | 326          | 1 501     | 1 955   | 1 775  | 1 704  | 12 |
| 1 256                | 758            | 2 871   | 28           | 1 221  | 23           | 35     | 30      | 5            | 577       | 229     | 276    | 174    | 13 |
| 622                  | 454            | 157     | 10           | 603    | 10           | 18     | 18      | —            | 313       | 90      | 124    | 95     | 14 |
| 9 011                | 475            | 4 063   | 4 474        | 2 519  | 685          | 6 493  | 2 702   | 3 789        | 855       | 1 508   | 5 099  | 1 549  | 15 |
| 11 329               | 3 939          | 5 185   | 2 204        | 9 225  | 1 074        | 2 104  | 969     | 1 131        | 2 693     | 3 200   | 3 193  | 2 243  | 16 |
| 1 775                | 544            | 746     | 485          | 1 350  | 225          | 424    | 164     | 260          | 451       | 500     | 526    | 297    | 17 |
| 28 217               | 3 689          | 15 066  | 9 462        | 12 636 | 1 432        | 15 581 | 7 509   | 8 030        | 5 253     | 7 491   | 10 660 | 4 813  | 18 |
| 6 712                | 1 875          | 3 448   | 1 389        | 5 044  | 556          | 1 668  | 833     | 833          | 1 113     | 1 884   | 2 466  | 1 249  | 19 |
| 1 929                | 479            | 977     | 473          | 1 278  | 102          | 651    | 277     | 371          | 379       | 343     | 845    | 363    | 20 |
| 11 987               | 1 397          | 6 985   | 3 605        | 5 719  | 542          | 6 269  | 3 189   | 3 063        | 2 434     | 2 908   | 5 003  | 1 642  | 21 |
| 2 082                | 221            | 1 127   | 734          | 899    | 65           | 1 183  | 509     | 669          | 325       | 491     | 1 029  | 237    | 22 |
| 16                   | —              | 9       | 7            | 5      | —            | 12     | 4       | 7            | 7         | 3       | 4      | 1      | 23 |
| 1 776                | 276            | 1 109   | 391          | 1 051  | 91           | 725    | 418     | 300          | 316       | 247     | 936    | 277    | 24 |
| 340                  | 56             | 223     | 61           | 216    | 8            | 124    | 69      | 53           | 59        | 73      | 152    | 56     | 25 |
| 2 002                | 501            | 1 014   | 486          | 1 328  | 109          | 674    | 294     | 377          | 400       | 360     | 873    | 368    | 26 |
| 54 806               | 13 614         | 28 015  | 13 177       | 37 092 | 4 321        | 17 715 | 8 773   | 8 856        | 9 809     | 14 300  | 19 304 | 11 393 | 27 |
| 6 567                | 1 138          | 3 214   | 2 216        | 3 480  | 546          | 3 086  | 1 415   | 1 670        | 1 317     | 1 773   | 2 372  | 1 105  | 28 |
| 43 938               | 11 800         | 23 955  | 8 184        | 32 719 | 3 381        | 11 220 | 6 340   | 4 802        | 7 994     | 11 262  | 15 437 | 9 245  | 29 |
| 6 582                | 902            | 3 319   | 2 361        | 2 951  | 406          | 3 630  | 1 669   | 1 955        | 1 257     | 1 633   | 2 683  | 1 009  | 30 |
| 5 089                | 833            | 2 653   | 1 604        | 2 691  | 370          | 2 398  | 1 159   | 1 234        | 1 092     | 1 001   | 2 021  | 975    | 31 |
| 4 445                | 264            | 1 814   | 2 367        | 840    | 140          | 3 604  | 1 366   | 2 227        | 542       | 1 491   | 1 748  | 664    | 32 |
| 2 174                | 576            | 1 062   | 537          | 1 456  | 129          | 718    | 308     | 408          | 442       | 409     | 918    | 405    | 33 |
| 59 969               | 13 795         | 32 353  | 13 821       | 40 251 | 4 541        | 19 718 | 10 349  | 9 280        | 11 199    | 15 137  | 21 696 | 11 937 | 34 |
| 1 563                | 500            | 600     | 463          | 1 005  | 117          | 558    | 211     | 346          | 309       | 381     | 591    | 282    | 35 |
| 921                  | 447            | 278     | 196          | 733    | 82           | 189    | 74      | 114          | 241       | 225     | 313    | 143    | 36 |
| 4 215                | 205            | 1 719   | 2 291        | 698    | 113          | 3 517  | 1 327   | 2 178        | 487       | 1 422   | 1 679  | 628    | 37 |
| 2 127                | 565            | 1 064   | 498          | 1 452  | 119          | 675    | 294     | 379          | 408       | 403     | 902    | 414    | 38 |
| 57 350               | 11 705         | 31 434  | 14 211       | 37 254 | 4 579        | 20 096 | 10 373  | 9 632        | 11 036    | 15 195  | 20 512 | 10 608 | 39 |
| 1 071                | 498            | 452     | 120          | 921    | 68           | 150    | 98      | 53           | 101       | 164     | 457    | 349    | 40 |
| 3 232                | 2 156          | 979     | 97           | 3 096  | 62           | 136    | 101     | 35           | 460       | 252     | 1 375  | 1 144  | 41 |
| 4 215                | 205            | 1 719   | 2 291        | 698    | 113          | 3 517  | 1 327   | 2 178        | 487       | 1 422   | 1 679  | 628    | 42 |
| 2 928                | 948            | 1 431   | 549          | 2 169  | 150          | 759    | 357     | 399          | 559       | 536     | 1 157  | 676    | 43 |
| 44 881               | 9 805          | 24 910  | 10 166       | 29 964 | 3 217        | 14 917 | 7 903   | 6 949        | 8 145     | 11 682  | 15 763 | 9 291  | 44 |
| 17 388               | 4 394          | 8 039   | 4 955        | 10 728 | 1 371        | 6 660  | 3 046   | 3 584        | 3 399     | 4 476   | 6 581  | 2 932  | 45 |
| 3 360                | 706            | 1 504   | 1 150        | 1 743  | 235          | 1 617  | 697     | 916          | 548       | 768     | 1 489  | 556    | 46 |
| 983                  | 47             | 478     | 458          | 234    | 14           | 749    | 303     | 443          | 106       | 243     | 415    | 219    | 47 |
| 2 183                | 560            | 1 083   | 540          | 1 469  | 135          | 714    | 307     | 404          | 445       | 400     | 932    | 405    | 48 |
| 62 556               | 13 430         | 33 383  | 15 742       | 39 900 | 4 548        | 22 656 | 11 368  | 11 194       | 11 536    | 16 102  | 22 846 | 12 072 | 49 |
| 2 911                | 1 081          | 1 143   | 687          | 2 003  | 211          | 908    | 430     | 476          | 493       | 738     | 1 017  | 662    | 50 |
| 1 286                | 480            | 462     | 344          | 853    | 93           | 433    | 178     | 251          | 213       | 347     | 446    | 279    | 51 |
| 2 043                | 521            | 1 027   | 496          | 1 383  | 119          | 660    | 281     | 377          | 402       | 381     | 871    | 389    | 52 |
| 8 557                | 2 591          | 4 446   | 1 521        | 7 101  | 840          | 1 456  | 770     | 681          | 1 792     | 2 657   | 2 352  | 1 756  | 53 |
| 3 448                | 1 081          | 2 008   | 360          | 2 975  | 216          | 473    | 325     | 144          | 733       | 908     | 1 072  | 735    | 54 |
| 3 385                | 1 138          | 1 636   | 610          | 2 896  | 391          | 488    | 269     | 220          | 739       | 1 119   | 866    | 661    | 55 |
| 3 027                | 912            | 1 351   | 663          | 2 441  | 324          | 587    | 248     | 339          | 623       | 1 022   | 709    | 673    | 56 |
| 260                  | 64             | 119     | 78           | 196    | 30           | 64     | 16      | 48           | 46        | 61      | 115    | 38     | 57 |
| 58 237               | 12 419         | 30 555  | 15 263       | 35 696 | 4 025        | 22 541 | 11 206  | 11 238       | 10 445    | 14 551  | 21 965 | 11 275 | 58 |
| 2 002                | 503            | 1 014   | 485          | 1 341  | 107          | 660    | 280     | 378          | 407       | 360     | 862    | 372    | 59 |
| 5 649                | 269            | 2 585   | 2 795        | 1 411  | 304          | 4 238  | 1 748   | 2 491        | 486       | 997     | 3 110  | 1 056  | 60 |
| 3 711                | 46             | 1 395   | 2 270        | 379    | 139          | 3 331  | 1 200   | 2 131        | 243       | 533     | 2 407  | 527    | 61 |
| 235                  | 12             | 131     | 92           | 68     | 24           | 167    | 99      | 68           | 57        | 46      | 119    | 12     | 62 |
| 1 704                | 211            | 1 059   | 433          | 963    | 141          | 741    | 449     | 292          | 185       | 418     | 584    | 517    | 63 |

**Table 3-9. Household Composition—Owner Occupied Units**

[Numbers in thousands. Consistent with the 1990 Census. ... means not applicable or sample too small. – means zero or rounds to zero]

| Characteristics                                      | Total occupied units | Housing unit characteristics |               |                   |              |               | Household characteristics |                             |                    |                     |  |
|--|----------------------|------------------------------|---------------|-------------------|--------------|---------------|---------------------------|-----------------------------|--------------------|---------------------|--|
|  |                      | New construction 4 years     | Mobile homes  | Physical problems |              | Black         | Hispanic                  | Elderly (65 years and over) | Moved in past year | Below poverty level |  |
|  |                      |                              |               | Severe            | Moderate     |               |                           |                             |                    |                     |  |
| <b>1 Population in housing units ...</b>             | <b>183 655</b>       | <b>14 081</b>                | <b>13 960</b> | <b>2 253</b>      | <b>5 531</b> | <b>17 013</b> | <b>14 192</b>             | <b>30 971</b>               | <b>15 327</b>      | <b>14 683</b>       |  |
| <b>2 Total .....</b>                                 | <b>68 796</b>        | <b>4 825</b>                 | <b>5 649</b>  | <b>869</b>        | <b>2 056</b> | <b>6 013</b>  | <b>4 087</b>              | <b>17 196</b>               | <b>5 636</b>       | <b>6 276</b>        |  |
| <b>Persons</b>                                       |                      |                              |               |                   |              |               |                           |                             |                    |                     |  |
| 3 1 person .....                                     | 14 147               | 687                          | 1 484         | 273               | 562          | 1 383         | 471                       | 6 664                       | 1 078              | 2 354               |  |
| 4 2 persons .....                                    | 24 523               | 1 549                        | 1 973         | 266               | 606          | 1 622         | 970                       | 8 675                       | 1 952              | 2 013               |  |
| 5 3 persons .....                                    | 11 420               | 997                          | 922           | 112               | 344          | 1 123         | 754                       | 1 115                       | 1 032              | 656                 |  |
| 6 4 persons .....                                    | 11 378               | 1 006                        | 825           | 106               | 272          | 1 036         | 850                       | 411                         | 960                | 638                 |  |
| 7 5 persons .....                                    | 4 879                | 381                          | 296           | 63                | 153          | 534           | 558                       | 176                         | 390                | 295                 |  |
| 8 6 persons .....                                    | 1 559                | 125                          | 96            | 17                | 56           | 166           | 257                       | 95                          | 151                | 138                 |  |
| 9 7 persons or more .....                            | 889                  | 81                           | 52            | 32                | 64           | 149           | 227                       | 61                          | 74                 | 182                 |  |
| <b>Number of Single Children Under 18 Years</b>      |                      |                              |               |                   |              |               |                           |                             |                    |                     |  |
| 10 None .....  | 43 780               | 2 442                        | 3 612         | 592               | 1 277        | 3 385         | 1 848                     | 16 508                      | 3 145              | 4 530               |  |
| 11 1 .....   | 10 399               | 919                          | 835           | 101               | 311          | 1 196         | 752                       | 410                         | 1 015              | 608                 |  |
| 12 2 .....   | 9 711                | 997                          | 845           | 90                | 271          | 909           | 775                       | 182                         | 972                | 595                 |  |
| 13 3 .....   | 3 573                | 308                          | 240           | 53                | 105          | 342           | 466                       | 66                          | 359                | 282                 |  |
| 14 4 .....   | 911                  | 100                          | 84            | 10                | 52           | 94            | 171                       | 15                          | 108                | 145                 |  |
| 15 5 .....   | 269                  | 47                           | 32            | 9                 | 22           | 62            | 46                        | 4                           | 25                 | 69                  |  |
| 16 6 or more .....                                   | 152                  | 12                           | 3             | 14                | 19           | 26            | 30                        | 10                          | 12                 | 47                  |  |
| <b>Persons 65 Years Old and Over</b>                 |                      |                              |               |                   |              |               |                           |                             |                    |                     |  |
| 17 None .....  | 49 811               | 4 257                        | 4 275         | 567               | 1 496        | 4 461         | 3 266                     | –                           | 5 098              | 3 266               |  |
| 18 1 person .....                                    | 11 886               | 367                          | 992           | 212               | 405          | 1 171         | 510                       | 10 239                      | 365                | 2 116               |  |
| 19 2 persons or more .....                           | 7 099                | 201                          | 382           | 89                | 155          | 382           | 310                       | 6 957                       | 172                | 894                 |  |
| <b>Age of Householder</b>                            |                      |                              |               |                   |              |               |                           |                             |                    |                     |  |
| 20 Under 25 years .....                              | 1 019                | 178                          | 211           | 21                | 49           | 59            | 93                        | ...                         | 371                | 170                 |  |
| 21 25 to 29 .....                                    | 3 133                | 499                          | 541           | 41                | 117          | 240           | 275                       | ...                         | 783                | 220                 |  |
| 22 30 to 34 .....                                    | 5 613                | 777                          | 602           | 52                | 173          | 443           | 425                       | ...                         | 966                | 314                 |  |
| 23 35 to 44 .....                                    | 15 868               | 1 438                        | 1 186         | 186               | 493          | 1 464         | 1 183                     | ...                         | 1 567              | 836                 |  |
| 24 45 to 54 .....                                    | 15 223               | 903                          | 977           | 162               | 403          | 1 483         | 867                       | ...                         | 945                | 782                 |  |
| 25 55 to 64 .....                                    | 10 743               | 547                          | 876           | 127               | 295          | 970           | 576                       | ...                         | 569                | 1 144               |  |
| 26 65 to 74 .....                                    | 9 130                | 341                          | 681           | 134               | 271          | 777           | 426                       | 9 130                       | 303                | 1 210               |  |
| 27 75 years and over .....                           | 8 066                | 143                          | 574           | 147               | 256          | 577           | 242                       | 8 066                       | 133                | 1 601               |  |
| 28 <b>Median .....</b>                               | <b>51</b>            | <b>42</b>                    | <b>48</b>     | <b>53</b>         | <b>50</b>    | <b>50</b>     | <b>46</b>                 | <b>74</b>                   | <b>39</b>          | <b>62</b>           |  |
| <b>Household Composition by Age of Householder</b>   |                      |                              |               |                   |              |               |                           |                             |                    |                     |  |
| 29 2-or-more-person households .....                 | 54 648               | 4 138                        | 4 165         | 596               | 1 495        | 4 631         | 3 615                     | 10 532                      | 4 558              | 3 922               |  |
| 30 Married-couple families, no nonrelatives .....    | 43 656               | 3 490                        | 3 002         | 418               | 1 000        | 2 770         | 2 809                     | 8 442                       | 3 494              | 2 493               |  |
| 31 Under 25 years .....                              | 496                  | 115                          | 112           | 6                 | 26           | 15            | 49                        | ...                         | 177                | 69                  |  |
| 32 25 to 29 years .....                              | 1 986                | 348                          | 295           | 18                | 62           | 91            | 208                       | ...                         | 471                | 82                  |  |
| 33 30 to 34 years .....                              | 3 902                | 620                          | 382           | 36                | 107          | 244           | 324                       | ...                         | 647                | 141                 |  |
| 34 35 to 44 years .....                              | 11 067               | 1 065                        | 646           | 102               | 258          | 753           | 843                       | ...                         | 1 018              | 361                 |  |
| 35 45 to 64 years .....                              | 17 764               | 1 053                        | 1 074         | 158               | 368          | 1 223         | 1 000                     | ...                         | 942                | 876                 |  |
| 36 65 years and over .....                           | 8 442                | 290                          | 493           | 98                | 178          | 446           | 384                       | 8 442                       | 239                | 964                 |  |
| 37 Other male householder .....                      | 3 996                | 191                          | 420           | 82                | 147          | 426           | 270                       | 575                         | 426                | 299                 |  |
| 38 Under 45 years .....                              | 2 087                | 138                          | 252           | 46                | 76           | 194           | 154                       | ...                         | 329                | 120                 |  |
| 39 45 to 64 years .....                              | 1 334                | 39                           | 114           | 26                | 52           | 143           | 82                        | ...                         | 82                 | 101                 |  |
| 40 65 years and over .....                           | 575                  | 14                           | 54            | 10                | 19           | 88            | 33                        | 575                         | 15                 | 79                  |  |
| 41 Other female householder .....                    | 6 996                | 457                          | 743           | 95                | 348          | 1 435         | 537                       | 1 515                       | 638                | 1 130               |  |
| 42 Under 45 years .....                              | 2 907                | 297                          | 425           | 25                | 168          | 577           | 266                       | ...                         | 436                | 497                 |  |
| 43 45 to 64 years .....                              | 2 573                | 106                          | 193           | 35                | 105          | 543           | 174                       | ...                         | 166                | 319                 |  |
| 44 65 years and over .....                           | 1 515                | 53                           | 125           | 35                | 75           | 314           | 97                        | 1 515                       | 35                 | 314                 |  |
| 45 1-person households .....                         | 14 147               | 687                          | 1 484         | 273               | 562          | 1 383         | 471                       | 6 664                       | 1 078              | 2 354               |  |
| 46 Male householder .....                            | 5 321                | 302                          | 619           | 114               | 249          | 486           | 196                       | 1 547                       | 604                | 563                 |  |
| 47 Under 45 years .....                              | 1 972                | 181                          | 273           | 40                | 112          | 180           | 90                        | ...                         | 408                | 133                 |  |
| 48 45 to 64 years .....                              | 1 802                | 94                           | 195           | 34                | 68           | 178           | 57                        | ...                         | 158                | 201                 |  |
| 49 65 years and over .....                           | 1 547                | 27                           | 151           | 41                | 69           | 128           | 48                        | 1 547                       | 38                 | 229                 |  |
| 50 Female householder .....                          | 8 826                | 386                          | 865           | 159               | 313          | 897           | 276                       | 5 117                       | 474                | 1 791               |  |
| 51 Under 45 years .....                              | 1 216                | 127                          | 155           | 27                | 22           | 154           | 42                        | ...                         | 200                | 136                 |  |
| 52 45 to 64 years .....                              | 2 493                | 157                          | 277           | 35                | 105          | 365           | 129                       | ...                         | 165                | 429                 |  |
| 53 65 years and over .....                           | 5 117                | 102                          | 433           | 97                | 186          | 377           | 105                       | 5 117                       | 110                | 1 225               |  |
| <b>Adults and Single Children Under 18 Years Old</b> |                      |                              |               |                   |              |               |                           |                             |                    |                     |  |
| 54 Total households with children .....              | 25 015               | 2 383                        | 2 037         | 277               | 779          | 2 629         | 2 239                     | 688                         | 2 491              | 1 746               |  |
| 55 Married couples .....                             | 20 140               | 2 007                        | 1 405         | 210               | 524          | 1 560         | 1 801                     | 323                         | 1 957              | 904                 |  |
| 56 One child under 6 only .....                      | 2 597                | 317                          | 197           | 8                 | 66           | 196           | 202                       | 40                          | 433                | 79                  |  |
| 57 One under 6, one or more 6 to 17 .....            | 3 320                | 385                          | 324           | 38                | 102          | 299           | 410                       | 40                          | 370                | 205                 |  |
| 58 Two or more under 6 only .....                    | 1 633                | 249                          | 80            | 25                | 35           | 78            | 136                       | 1                           | 270                | 57                  |  |
| 59 Two or more under 6, one or more 6 to 17 ..       | 848                  | 111                          | 79            | 17                | 41           | 48            | 115                       | 5                           | 107                | 56                  |  |
| 60 One or more 6 to 17 only .....                    | 11 741               | 945                          | 725           | 122               | 279          | 940           | 938                       | 238                         | 776                | 506                 |  |
| 61 Other households with two or more adults .....    | 2 480                | 162                          | 290           | 31                | 134          | 602           | 278                       | 312                         | 241                | 383                 |  |
| 62 One child under 6 only .....                      | 358                  | 26                           | 58            | 3                 | 22           | 69            | 36                        | 45                          | 39                 | 56                  |  |
| 63 One under 6, one or more 6 to 17 .....            | 396                  | 44                           | 81            | 9                 | 31           | 105           | 50                        | 33                          | 39                 | 64                  |  |
| 64 Two or more under 6 only .....                    | 109                  | 7                            | 5             | –                 | 9            | 35            | 11                        | 9                           | 17                 | 18                  |  |
| 65 Two or more under 6, one or more 6 to 17 ..       | 101                  | –                            | 10            | 3                 | 12           | 26            | 28                        | 14                          | 17                 | 47                  |  |
| 66 One or more 6 to 17 only .....                    | 1 515                | 85                           | 136           | 16                | 61           | 367           | 154                       | 210                         | 128                | 199                 |  |
| 67 Households with one adult or none .....           | 2 395                | 214                          | 342           | 37                | 121          | 467           | 160                       | 53                          | 293                | 459                 |  |
| 68 One child under 6 only .....                      | 180                  | 20                           | 38            | 4                 | 5            | 28            | 6                         | 12                          | 22                 | 21                  |  |
| 69 One under 6, one or more 6 to 17 .....            | 242                  | 29                           | 51            | 6                 | 14           | 72            | 13                        | 3                           | 34                 | 97                  |  |
| 70 Two or more under 6 only .....                    | 33                   | –                            | –             | –                 | 1            | 12            | –                         | –                           | 7                  | 7                   |  |
| 71 Two or more under 6, one or more 6 to 17 ..       | 35                   | 4                            | 7             | –                 | 1            | 8             | 3                         | –                           | 2                  | 13                  |  |
| 72 One or more 6 to 17 only .....                    | 1 905                | 161                          | 246           | 27                | 101          | 347           | 137                       | 39                          | 229                | 321                 |  |
| 73 Total households with no children .....           | 43 780               | 2 442                        | 3 612         | 592               | 1 277        | 3 385         | 1 848                     | 16 508                      | 3 145              | 4 530               |  |
| 74 Married couples .....                             | 23 982               | 1 510                        | 1 624         | 211               | 486          | 1 246         | 1 068                     | 8 151                       | 1 583              | 1 607               |  |
| 75 Other households with two or more adults .....    | 5 704                | 250                          | 504           | 108               | 232          | 762           | 310                       | 1 691                       | 495                | 582                 |  |
| 76 Households with one adult .....                   | 14 094               | 682                          | 1 483         | 273               | 559          | 1 377         | 469                       | 6 667                       | 1 067              | 2 340               |  |

| Total occupied units | In MSAs        |               | Outside MSAs  | Urban          |               | Rural         |               |               | Regions       |               |               |               |           |
|----------------------|----------------|---------------|---------------|----------------|---------------|---------------|---------------|---------------|---------------|---------------|---------------|---------------|-----------|
|                      | Central cities | Suburbs       |               | Total          | Outside MSAs  | Total         | Suburbs       | Outside MSAs  | Northeast     | Midwest       | South         | West          |           |
| <b>183 655</b>       | <b>40 818</b>  | <b>99 043</b> | <b>43 794</b> | <b>118 062</b> | <b>12 031</b> | <b>65 594</b> | <b>33 555</b> | <b>31 763</b> | <b>34 418</b> | <b>46 734</b> | <b>65 395</b> | <b>37 109</b> | <b>1</b>  |
| <b>68 796</b>        | <b>15 512</b>  | <b>36 015</b> | <b>17 269</b> | <b>44 139</b>  | <b>4 972</b>  | <b>24 657</b> | <b>12 256</b> | <b>12 297</b> | <b>12 644</b> | <b>17 568</b> | <b>25 180</b> | <b>13 403</b> | <b>2</b>  |
| 14 147               | 3 797          | 6 533         | 3 817         | 9 670          | 1 358         | 4 478         | 2 001         | 2 459         | 2 540         | 3 686         | 5 280         | 2 641         | 3         |
| 24 523               | 5 205          | 12 646        | 6 672         | 15 130         | 1 826         | 9 393         | 4 506         | 4 846         | 4 203         | 6 284         | 9 374         | 4 662         | 4         |
| 11 420               | 2 394          | 6 311         | 2 715         | 7 113          | 710           | 4 307         | 2 290         | 2 005         | 2 235         | 2 747         | 4 260         | 2 179         | 5         |
| 11 378               | 2 393          | 6 416         | 2 570         | 7 252          | 677           | 4 127         | 2 204         | 1 893         | 2 253         | 2 965         | 3 960         | 2 201         | 6         |
| 4 879                | 1 048          | 2 774         | 1 057         | 3 210          | 294           | 1 668         | 901           | 763           | 941           | 1 281         | 1 621         | 1 036         | 7         |
| 1 559                | 398            | 885           | 276           | 1 128          | 67            | 431           | 222           | 209           | 325           | 414           | 414           | 406           | 8         |
| 889                  | 277            | 450           | 161           | 635            | 40            | 254           | 132           | 121           | 147           | 192           | 271           | 279           | 9         |
| 43 780               | 10 135         | 22 068        | 11 578        | 28 133         | 3 386         | 15 647        | 7 397         | 8 192         | 8 047         | 11 240        | 16 239        | 8 254         | 10        |
| 10 399               | 2 277          | 5 708         | 2 414         | 6 703          | 726           | 3 696         | 1 989         | 1 687         | 1 960         | 2 520         | 3 809         | 2 110         | 11        |
| 9 711                | 2 008          | 5 526         | 2 177         | 6 105          | 585           | 3 606         | 1 991         | 1 592         | 1 757         | 2 462         | 3 535         | 1 957         | 12        |
| 3 573                | 767            | 2 013         | 794           | 2 307          | 196           | 1 266         | 664           | 597           | 664           | 992           | 1 191         | 726           | 13        |
| 911                  | 226            | 494           | 191           | 617            | 47            | 294           | 150           | 144           | 148           | 243           | 283           | 238           | 14        |
| 269                  | 47             | 138           | 83            | 171            | 28            | 97            | 42            | 55            | 45            | 75            | 73            | 75            | 15        |
| 152                  | 52             | 68            | 32            | 102            | 4             | 50            | 22            | 28            | 23            | 37            | 49            | 43            | 16        |
| 49 811               | 10 972         | 26 902        | 11 936        | 31 598         | 3 152         | 18 213        | 9 355         | 8 784         | 8 867         | 12 986        | 18 203        | 9 755         | 17        |
| 11 886               | 2 948          | 5 621         | 3 317         | 7 980          | 1 232         | 3 905         | 1 801         | 2 085         | 2 347         | 2 801         | 4 439         | 2 298         | 18        |
| 7 099                | 1 592          | 3 491         | 2 016         | 4 560          | 588           | 2 539         | 1 100         | 1 428         | 1 430         | 1 781         | 2 538         | 1 350         | 19        |
| 1 019                | 223            | 483           | 312           | 619            | 78            | 400           | 161           | 235           | 118           | 270           | 391           | 240           | 20        |
| 3 133                | 800            | 1 497         | 837           | 2 032          | 265           | 1 101         | 523           | 571           | 430           | 928           | 1 227         | 548           | 21        |
| 5 613                | 1 241          | 3 160         | 1 212         | 3 581          | 265           | 2 033         | 1 068         | 947           | 961           | 1 491         | 2 128         | 1 033         | 22        |
| 15 868               | 3 615          | 8 809         | 3 443         | 10 244         | 959           | 5 623         | 3 112         | 2 484         | 2 929         | 4 057         | 5 720         | 3 161         | 23        |
| 15 223               | 3 330          | 8 265         | 3 628         | 9 709          | 978           | 5 514         | 2 852         | 2 650         | 2 846         | 3 971         | 5 313         | 3 093         | 24        |
| 10 743               | 2 239          | 5 677         | 2 827         | 6 619          | 699           | 4 124         | 1 986         | 2 129         | 2 015         | 2 613         | 4 002         | 2 113         | 25        |
| 9 130                | 2 139          | 4 351         | 2 639         | 5 847          | 841           | 3 283         | 1 468         | 1 799         | 1 783         | 2 217         | 3 385         | 1 745         | 26        |
| 8 066                | 1 925          | 3 771         | 2 370         | 5 488          | 888           | 2 578         | 1 086         | 1 482         | 1 561         | 2 020         | 3 014         | 1 471         | 27        |
| <b>51</b>            | <b>51</b>      | <b>50</b>     | <b>53</b>     | <b>51</b>      | <b>54</b>     | <b>51</b>     | <b>49</b>     | <b>52</b>     | <b>52</b>     | <b>50</b>     | <b>51</b>     | <b>51</b>     | <b>28</b> |
| 54 648               | 11 715         | 29 482        | 13 452        | 34 469         | 3 614         | 20 179        | 10 255        | 9 838         | 10 104        | 13 882        | 19 900        | 10 762        | 29        |
| 43 656               | 8 700          | 23 980        | 10 976        | 26 898         | 2 819         | 16 758        | 8 526         | 8 157         | 8 011         | 11 251        | 15 873        | 8 522         | 30        |
| 496                  | 97             | 232           | 168           | 292            | 51            | 204           | 85            | 117           | 34            | 121           | 227           | 115           | 31        |
| 1 986                | 419            | 989           | 578           | 1 257          | 192           | 729           | 336           | 386           | 252           | 631           | 780           | 323           | 32        |
| 3 902                | 794            | 2 289         | 819           | 2 434          | 164           | 1 468         | 796           | 655           | 659           | 1 020         | 1 498         | 725           | 33        |
| 11 067               | 2 256          | 6 413         | 2 398         | 6 889          | 604           | 4 178         | 2 367         | 1 794         | 2 099         | 2 797         | 3 950         | 2 221         | 34        |
| 17 764               | 3 334          | 9 907         | 4 524         | 10 751         | 1 111         | 7 012         | 3 585         | 3 413         | 3 363         | 4 575         | 6 326         | 3 499         | 35        |
| 8 442                | 1 801          | 4 151         | 2 490         | 5 275          | 697           | 3 167         | 1 358         | 1 792         | 1 604         | 2 107         | 3 093         | 1 638         | 36        |
| 3 996                | 1 047          | 2 047         | 903           | 2 612          | 246           | 1 385         | 721           | 657           | 787           | 1 011         | 1 330         | 868           | 37        |
| 2 087                | 560            | 1 076         | 451           | 1 394          | 115           | 693           | 354           | 336           | 415           | 547           | 693           | 433           | 38        |
| 1 334                | 326            | 690           | 318           | 835            | 84            | 499           | 262           | 234           | 235           | 333           | 458           | 308           | 39        |
| 575                  | 161            | 281           | 134           | 382            | 47            | 193           | 104           | 87            | 138           | 132           | 179           | 127           | 40        |
| 6 996                | 1 968          | 3 455         | 1 572         | 4 959          | 549           | 2 037         | 1 009         | 1 023         | 1 306         | 1 620         | 2 697         | 1 373         | 41        |
| 2 907                | 797            | 1 447         | 664           | 2 031          | 256           | 876           | 468           | 408           | 455           | 731           | 1 155         | 567           | 42        |
| 2 573                | 733            | 1 300         | 540           | 1 871          | 162           | 702           | 319           | 378           | 514           | 594           | 926           | 539           | 43        |
| 1 515                | 438            | 708           | 368           | 1 056          | 131           | 459           | 222           | 237           | 337           | 295           | 616           | 267           | 44        |
| 14 147               | 3 797          | 6 533         | 3 817         | 9 670          | 1 358         | 4 478         | 2 001         | 2 459         | 2 540         | 3 686         | 5 280         | 2 641         | 45        |
| 5 321                | 1 429          | 2 461         | 1 430         | 3 462          | 419           | 1 859         | 833           | 1 012         | 896           | 1 478         | 1 916         | 1 031         | 46        |
| 1 972                | 576            | 916           | 480           | 1 285          | 116           | 687           | 315           | 365           | 290           | 600           | 720           | 361           | 47        |
| 1 802                | 444            | 854           | 503           | 1 139          | 147           | 663           | 306           | 357           | 318           | 479           | 632           | 373           | 48        |
| 1 547                | 409            | 692           | 447           | 1 038          | 156           | 509           | 213           | 290           | 288           | 399           | 564           | 296           | 49        |
| 8 826                | 2 368          | 4 072         | 2 386         | 6 207          | 939           | 2 619         | 1 167         | 1 447         | 1 644         | 2 208         | 3 364         | 1 610         | 50        |
| 1 216                | 381            | 589           | 247           | 893            | 70            | 323           | 144           | 177           | 235           | 301           | 444           | 236           | 51        |
| 2 493                | 732            | 1 192         | 570           | 1 731          | 174           | 762           | 366           | 396           | 431           | 602           | 973           | 487           | 52        |
| 5 117                | 1 256          | 2 291         | 1 570         | 3 583          | 696           | 1 534         | 657           | 874           | 978           | 1 305         | 1 948         | 887           | 53        |
| 25 015               | 5 378          | 13 947        | 5 691         | 16 005         | 1 586         | 9 010         | 4 859         | 4 105         | 4 597         | 6 328         | 8 941         | 5 149         | 54        |
| 20 140               | 4 092          | 11 554        | 4 494         | 12 720         | 1 169         | 7 420         | 4 054         | 3 324         | 3 765         | 5 110         | 7 129         | 4 136         | 55        |
| 2 597                | 600            | 1 493         | 504           | 1 741          | 164           | 857           | 502           | 340           | 475           | 644           | 945           | 533           | 56        |
| 3 320                | 697            | 1 890         | 733           | 2 061          | 145           | 1 260         | 657           | 588           | 581           | 751           | 1 245         | 744           | 57        |
| 1 633                | 341            | 995           | 297           | 1 109          | 88            | 524           | 315           | 209           | 320           | 466           | 510           | 337           | 58        |
| 848                  | 171            | 479           | 199           | 534            | 41            | 315           | 157           | 158           | 143           | 251           | 282           | 173           | 59        |
| 11 741               | 2 283          | 6 697         | 2 761         | 7 276          | 733           | 4 465         | 2 425         | 2 029         | 2 246         | 2 999         | 4 147         | 2 349         | 60        |
| 2 480                | 683            | 1 201         | 595           | 1 698          | 211           | 782           | 395           | 384           | 460           | 598           | 890           | 532           | 61        |
| 358                  | 99             | 173           | 87            | 234            | 36            | 124           | 74            | 50            | 56            | 86            | 131           | 86            | 62        |
| 396                  | 82             | 206           | 108           | 235            | 28            | 161           | 80            | 80            | 45            | 86            | 171           | 94            | 63        |
| 109                  | 34             | 53            | 22            | 90             | 11            | 19            | 7             | 12            | 20            | 25            | 45            | 20            | 64        |
| 101                  | 40             | 40            | 20            | 69             | 3             | 32            | 14            | 18            | 10            | 28            | 33            | 30            | 65        |
| 1 515                | 428            | 729           | 358           | 1 070          | 134           | 446           | 219           | 224           | 330           | 374           | 509           | 302           | 66        |
| 2 395                | 602            | 1 191         | 602           | 1 587          | 205           | 808           | 409           | 396           | 372           | 620           | 922           | 480           | 67        |
| 180                  | 47             | 96            | 37            | 124            | 7             | 56            | 26            | 30            | 31            | 39            | 73            | 36            | 68        |
| 242                  | 78             | 100           | 65            | 158            | 14            | 84            | 34            | 51            | 34            | 68            | 107           | 33            | 69        |
| 33                   | 17             | 10            | 7             | 27             | -             | 7             | -             | 7             | 3             | 16            | 12            | 2             | 70        |
| 35                   | 8              | 16            | 11            | 20             | 5             | 15            | 9             | 5             | 2             | 9             | 13            | 10            | 71        |
| 1 905                | 453            | 969           | 482           | 1 259          | 179           | 646           | 341           | 303           | 302           | 487           | 716           | 399           | 72        |
| 43 780               | 10 135         | 22 068        | 11 578        | 28 133         | 3 386         | 15 647        | 7 397         | 8 192         | 8 047         | 11 240        | 16 239        | 8 254         | 73        |
| 23 982               | 4 739          | 12 667        | 6 576         | 14 488         | 1 661         | 9 494         | 4 545         | 4 915         | 4 338         | 6 244         | 8 877         | 4 523         | 74        |
| 5 704                | 1 618          | 2 893         | 1 194         | 4 018          | 369           | 1 686         | 854           | 824           | 1 181         | 1 319         | 2 096         | 1 109         | 75        |
| 14 094               | 3 778          | 6 508         | 3 808         | 9 627          | 1 355         | 4 468         | 1 997         | 2 453         | 2 529         | 3 677         | 5 267         | 2 622         | 76        |



**Table 3-9. Household Composition—Owner Occupied Units—Con.**

[Numbers in thousands. Consistent with the 1990 Census. ... means not applicable or sample too small. — means zero or rounds to zero]

|  | Characteristics  | Total occupied units | Housing unit characteristics |              |                   |             | Household characteristics |             |                             |                    |                     |
|--|--|----------------------|------------------------------|--------------|-------------------|-------------|---------------------------|-------------|-----------------------------|--------------------|---------------------|
|  |  |                      | New construction 4 years     | Mobile homes | Physical problems |             | Black                     | Hispanic    | Elderly (65 years and over) | Moved in past year | Below poverty level |
|  |  |                      |                              |              | Severe            | Moderate    |                           |             |                             |                    |                     |
| <b>Own Never Married Children Under 18 Years Old</b>     |  |                      |                              |              |                   |             |                           |             |                             |                    |                     |
| 1  | No own children under 18 years .....                       | 46 109               | 2 558                        | 3 801        | 626               | 1 401       | 3 973                     | 2 121       | 17 099                      | 3 328              | 4 871               |
| 2  | With own children under 18 years .....                     | 22 687               | 2 267                        | 1 848        | 243               | 656         | 2 040                     | 1 965       | 97                          | 2 308              | 1 405               |
| 3  | Under 6 years only .....                                   | 4 339                | 604                          | 328          | 33                | 103         | 259                       | 330         | 7                           | 758                | 177                 |
| 4  | 1 .....  | 2 698                | 359                          | 249          | 12                | 67          | 178                       | 205         | 7                           | 481                | 103                 |
| 5  | 2 .....  | 1 436                | 199                          | 69           | 14                | 33          | 71                        | 100         | —                           | 237                | 60                  |
| 6  | 3 or more .....  | 204                  | 46                           | 10           | 6                 | 3           | 10                        | 24          | —                           | 39                 | 15                  |
| 7  | 6 to 17 years only .....                                   | 14 100               | 1 143                        | 1 050        | 152               | 399         | 1 379                     | 1 162       | 87                          | 1 054              | 869                 |
| 8  | 1 .....  | 6 699                | 548                          | 533          | 77                | 194         | 756                       | 472         | 72                          | 478                | 403                 |
| 9  | 2 .....  | 5 394                | 462                          | 433          | 42                | 136         | 448                       | 442         | 12                          | 409                | 289                 |
| 10   | 3 or more .....  | 2 007                | 132                          | 83           | 33                | 69          | 175                       | 248         | 4                           | 167                | 177                 |
| 11   | Both age groups .....                                      | 4 248                | 521                          | 470          | 58                | 154         | 402                       | 473         | 3                           | 497                | 358                 |
| 12   | 2 .....  | 2 167                | 294                          | 284          | 16                | 63          | 218                       | 169         | —                           | 276                | 154                 |
| 13   | 3 or more .....  | 2 081                | 227                          | 186          | 42                | 90          | 184                       | 304         | 3                           | 221                | 204                 |
| <b>Persons Other Than Spouse or Children<sup>1</sup></b> |  |                      |                              |              |                   |             |                           |             |                             |                    |                     |
| 14   | With other relatives .....                                 | 15 625               | 815                          | 952          | 195               | 548         | 2 241                     | 1 433       | 2 975                       | 817                | 1 334               |
| 15   | Single adult offspring 18 to 29 .....                      | 9 016                | 427                          | 442          | 79                | 277         | 1 077                     | 775         | 337                         | 416                | 487                 |
| 16   | Single adult offspring 30 years of age or over .....       | 3 003                | 113                          | 202          | 50                | 121         | 578                       | 266         | 1 874                       | 103                | 410                 |
| 17   | Households with three generations .....                    | 2 022                | 127                          | 143          | 28                | 92          | 462                       | 332         | 423                         | 130                | 240                 |
| 18   | Households with 1 subfamily .....                          | 1 551                | 98                           | 110          | 23                | 81          | 322                       | 284         | 417                         | 104                | 213                 |
| 19   | Subfamily householder age under 30 .....                   | 697                  | 43                           | 52           | 10                | 36          | 186                       | 133         | 62                          | 54                 | 88                  |
| 20   | 30 to 64 .....   | 777                  | 51                           | 58           | 12                | 42          | 133                       | 144         | 353                         | 46                 | 122                 |
| 21   | 65 and over .....  | 77                   | 4                            | —            | 1                 | 3           | 4                         | 6           | 2                           | 4                  | 3                   |
| 22   | Households with 2 or more subfamilies .....                | 51                   | —                            | —            | —                 | 5           | 10                        | 14          | 7                           | 2                  | 6                   |
| 23   | Households with other types of relatives .....             | 4 504                | 307                          | 336          | 70                | 198         | 910                       | 538         | 983                         | 314                | 574                 |
| 24   | With nonrelatives .....                                    | 3 751                | 219                          | 449          | 64                | 130         | 367                       | 236         | 297                         | 527                | 306                 |
| 25   | Co-owners or co-renters .....                              | 745                  | 79                           | 95           | 5                 | 24          | 43                        | 48          | 59                          | 139                | 48                  |
| 26   | Lodgers .....  | 595                  | 31                           | 50           | 5                 | 21          | 43                        | 48          | 32                          | 92                 | 33                  |
| 27   | Unrelated children, under 18 years old .....               | 603                  | 29                           | 76           | 5                 | 35          | 96                        | 41          | 29                          | 65                 | 76                  |
| 28   | Other nonrelatives .....                                   | 2 211                | 99                           | 285          | 51                | 70          | 234                       | 132         | 190                         | 279                | 190                 |
| 29   | One or more secondary families .....                       | 140                  | 3                            | 20           | —                 | 10          | 19                        | 16          | 8                           | 12                 | 18                  |
| 30   | 2-person households, none related to each other .....      | 1 890                | 91                           | 184          | 33                | 68          | 116                       | 63          | 217                         | 287                | 118                 |
| 31   | 3-to-8-person households, none related to each other ..... | 149                  | 12                           | 24           | —                 | 3           | 19                        | 8           | 5                           | 30                 | 20                  |
| <b>Educational Attainment of the Householder</b>         |  |                      |                              |              |                   |             |                           |             |                             |                    |                     |
| 32   | Less than 9th grade .....                                  | 4 090                | 162                          | 485          | 161               | 347         | 547                       | 954         | 2 573                       | 179                | 1 042               |
| 33   | 9th to 12th grade, no diploma .....                        | 6 760                | 436                          | 1 161        | 136               | 403         | 920                       | 549         | 2 668                       | 431                | 1 173               |
| 34   | High school graduate (includes equivalency) .....          | 22 956               | 1 336                        | 2 577        | 270               | 633         | 1 933                     | 1 036       | 6 159                       | 1 676              | 2 149               |
| 35   | Additional vocational training .....                       | 2 250                | 173                          | 202          | 36                | 37          | 178                       | 107         | 525                         | 147                | 175                 |
| 36   | Some college, no degree .....                              | 11 583               | 900                          | 854          | 109               | 279         | 1 092                     | 722         | 2 404                       | 1 031              | 879                 |
| 37   | Associate degree .....                                     | 4 635                | 389                          | 296          | 35                | 91          | 420                       | 208         | 503                         | 456                | 261                 |
| 38   | Bachelor's degree .....                                    | 11 772               | 1 084                        | 231          | 87                | 196         | 692                       | 417         | 1 768                       | 1 244              | 542                 |
| 39   | Graduate or professional degree .....                      | 6 999                | 518                          | 44           | 71                | 107         | 410                       | 201         | 1 121                       | 619                | 232                 |
| 40   | Percent high school graduate or higher .....               | 87.5                 | 91.2                         | 74.4         | 70.0              | 65.3        | 78.6                      | 65.9        | 72.6                        | 91.8               | 67.5                |
| 41   | Percent bachelor's degree or higher .....                  | 27.3                 | 33.2                         | 4.9          | 18.2              | 14.7        | 18.3                      | 15.1        | 16.8                        | 33.1               | 12.3                |
| <b>Year Householder Moved Into Unit</b>                  |  |                      |                              |              |                   |             |                           |             |                             |                    |                     |
| 42   | 2000 to 2004 .....   | —                    | —                            | —            | —                 | —           | —                         | —           | —                           | —                  | —                   |
| 43   | 1995 to 1999 .....   | 22 305               | 4 763                        | 2 753        | 196               | 595         | 1 974                     | 1 659       | 1 915                       | 5 636              | 1 721               |
| 44   | 1990 to 1994 .....   | 13 747               | 8                            | 1 318        | 180               | 385         | 1 073                     | 936         | 1 780                       | ...                | 996                 |
| 45   | 1985 to 1989 .....   | 8 936                | 23                           | 721          | 127               | 253         | 721                       | 484         | 1 726                       | ...                | 723                 |
| 46   | 1980 to 1984 .....   | 4 820                | 8                            | 391          | 50                | 131         | 374                       | 247         | 1 148                       | ...                | 393                 |
| 47   | 1975 to 1979 .....   | 5 582                | 11                           | 260          | 61                | 160         | 518                       | 247         | 1 674                       | ...                | 491                 |
| 48   | 1970 to 1974 .....   | 3 946                | 9                            | 154          | 68                | 131         | 456                       | 173         | 1 616                       | ...                | 466                 |
| 49   | 1960 to 1969 .....   | 5 170                | 3                            | 49           | 94                | 216         | 554                       | 189         | 3 456                       | ...                | 699                 |
| 50   | 1950 to 1959 .....   | 2 991                | —                            | 3            | 45                | 100         | 264                       | 118         | 2 695                       | ...                | 471                 |
| 51   | 1940 to 1949 .....   | 952                  | —                            | —            | 25                | 58          | 57                        | 26          | 858                         | ...                | 221                 |
| 52   | 1939 or earlier .....                                      | 345                  | —                            | —            | 25                | 26          | 22                        | 6           | 328                         | ...                | 95                  |
| 53   | <b>Median</b> .....  | <b>1991</b>          | <b>1995+</b>                 | <b>1995</b>  | <b>1988</b>       | <b>1989</b> | <b>1990</b>               | <b>1993</b> | <b>1974</b>                 | <b>1995+</b>       | <b>1987</b>         |
| <b>Household Moves and Formation in Last Year</b>        |  |                      |                              |              |                   |             |                           |             |                             |                    |                     |
| 54   | Total with a move in last year .....                       | 9 741                | 1 759                        | 1 017        | 84                | 273         | 859                       | 853         | 804                         | 5 636              | 751                 |
| 55   | Household all moved here from one unit .....               | 5 089                | 1 296                        | 645          | 35                | 106         | 396                       | 407         | 403                         | 5 089              | 420                 |
| 56   | Householder of previous unit did not move here .....       | ...                  | ...                          | ...          | ...               | ...         | ...                       | ...         | ...                         | ...                | ...                 |
| 57   | Householder of previous unit moved here .....              | ...                  | ...                          | ...          | ...               | ...         | ...                       | ...         | ...                         | ...                | ...                 |
| 58   | Householder of previous unit not reported .....            | ...                  | ...                          | ...          | ...               | ...         | ...                       | ...         | ...                         | ...                | ...                 |
| 59   | Household moved here from two or more units .....          | 407                  | 92                           | 34           | 4                 | 12          | 40                        | 37          | 19                          | 407                | 21                  |
| 60   | No previous householder moved here .....                   | ...                  | ...                          | ...          | ...               | ...         | ...                       | ...         | ...                         | ...                | ...                 |
| 61   | 1 previous householder moved here .....                    | ...                  | ...                          | ...          | ...               | ...         | ...                       | ...         | ...                         | ...                | ...                 |
| 62   | 2 or more previous householders moved here .....           | ...                  | ...                          | ...          | ...               | ...         | ...                       | ...         | ...                         | ...                | ...                 |
| 63   | Previous householder(s) not reported .....                 | ...                  | ...                          | ...          | ...               | ...         | ...                       | ...         | ...                         | ...                | ...                 |
| 64   | Some already here, rest moved in .....                     | 4 240                | 371                          | 339          | 42                | 155         | 422                       | 409         | 379                         | 134                | 308                 |
| 65   | No previous householder moved here .....                   | ...                  | ...                          | ...          | ...               | ...         | ...                       | ...         | ...                         | ...                | ...                 |
| 66   | 1 or more previous householders moved here .....           | ...                  | ...                          | ...          | ...               | ...         | ...                       | ...         | ...                         | ...                | ...                 |
| 67   | Previous householder(s) not reported .....                 | ...                  | ...                          | ...          | ...               | ...         | ...                       | ...         | ...                         | ...                | ...                 |
| 68   | Number of previous units not reported .....                | 5                    | —                            | —            | 3                 | —           | —                         | —           | 4                           | 5                  | 2                   |

<sup>1</sup>Figures may not add to total because more than one category may apply to a unit.

| Total occupied units | In MSAs        |         | Outside MSAs | Urban  |              | Rural  |         |              | Regions   |         |        |       |    |
|----------------------|----------------|---------|--------------|--------|--------------|--------|---------|--------------|-----------|---------|--------|-------|----|
|                      | Central cities | Suburbs |              | Total  | Outside MSAs | Total  | Suburbs | Outside MSAs | Northeast | Midwest | South  | West  |    |
| 46 109               | 10 754         | 23 223  | 12 131       | 29 724 | 3 558        | 16 385 | 7 746   | 8 573        | 8 474     | 11 702  | 17 171 | 8 761 | 1  |
| 22 687               | 4 758          | 12 791  | 5 137        | 14 415 | 1 414        | 8 272  | 4 510   | 3 723        | 4 170     | 5 867   | 8 009  | 4 642 | 2  |
| 4 339                | 944            | 2 549   | 845          | 2 885  | 246          | 1 454  | 845     | 599          | 787       | 1 164   | 1 502  | 886   | 3  |
| 2 698                | 605            | 1 560   | 534          | 1 777  | 155          | 921    | 532     | 379          | 481       | 684     | 993    | 541   | 4  |
| 1 436                | 298            | 851     | 287          | 961    | 86           | 476    | 275     | 201          | 253       | 413     | 458    | 313   | 5  |
| 204                  | 42             | 138     | 24           | 147    | 5            | 57     | 38      | 19           | 52        | 67      | 52     | 33    | 6  |
| 14 100               | 2 903          | 7 871   | 3 326        | 8 898  | 962          | 5 202  | 2 824   | 2 364        | 2 646     | 3 671   | 4 935  | 2 849 | 7  |
| 6 699                | 1 386          | 3 663   | 1 650        | 4 219  | 485          | 2 480  | 1 313   | 1 165        | 1 268     | 1 675   | 2 419  | 1 338 | 8  |
| 5 394                | 1 102          | 3 062   | 1 230        | 3 359  | 345          | 2 035  | 1 141   | 885          | 989       | 1 423   | 1 906  | 1 077 | 9  |
| 2 007                | 416            | 1 145   | 446          | 1 320  | 132          | 687    | 371     | 314          | 389       | 573     | 610    | 434   | 10 |
| 4 248                | 911            | 2 372   | 966          | 2 632  | 205          | 1 616  | 841     | 761          | 737       | 1 031   | 1 572  | 908   | 11 |
| 2 167                | 445            | 1 212   | 510          | 1 299  | 102          | 868    | 448     | 407          | 390       | 476     | 876    | 424   | 12 |
| 2 081                | 465            | 1 160   | 456          | 1 332  | 103          | 748    | 393     | 353          | 347       | 555     | 696    | 483   | 13 |
| 15 625               | 3 866          | 8 325   | 3 433        | 10 607 | 936          | 5 018  | 2 511   | 2 498        | 3 312     | 3 781   | 5 456  | 3 076 | 14 |
| 9 016                | 2 087          | 4 925   | 2 004        | 6 062  | 511          | 2 954  | 1 457   | 1 493        | 1 922     | 2 441   | 2 961  | 1 692 | 15 |
| 3 003                | 863            | 1 527   | 613          | 2 155  | 198          | 849    | 433     | 415          | 662       | 625     | 1 139  | 577   | 16 |
| 2 022                | 585            | 1 042   | 396          | 1 422  | 116          | 600    | 321     | 279          | 416       | 385     | 716    | 505   | 17 |
| 1 551                | 442            | 787     | 321          | 1 111  | 94           | 439    | 210     | 227          | 293       | 301     | 557    | 399   | 18 |
| 697                  | 212            | 343     | 142          | 503    | 48           | 194    | 97      | 94           | 107       | 161     | 270    | 159   | 19 |
| 777                  | 202            | 402     | 173          | 545    | 46           | 231    | 105     | 127          | 164       | 134     | 273    | 205   | 20 |
| 77                   | 29             | 42      | 6            | 63     | -            | 14     | 8       | 6            | 22        | 6       | 14     | 35    | 21 |
| 51                   | 32             | 15      | 4            | 49     | 3            | 2      | 1       | 1            | 5         | 6       | 11     | 29    | 22 |
| 4 504                | 1 214          | 2 360   | 930          | 3 087  | 263          | 1 416  | 747     | 667          | 919       | 900     | 1 706  | 979   | 23 |
| 3 751                | 997            | 1 966   | 788          | 2 506  | 220          | 1 245  | 670     | 568          | 731       | 897     | 1 211  | 911   | 24 |
| 745                  | 168            | 411     | 166          | 491    | 62           | 254    | 149     | 103          | 172       | 181     | 212    | 180   | 25 |
| 595                  | 221            | 309     | 65           | 487    | 20           | 108    | 63      | 45           | 85        | 133     | 160    | 217   | 26 |
| 603                  | 120            | 303     | 181          | 352    | 42           | 252    | 111     | 138          | 117       | 166     | 192    | 128   | 27 |
| 2 211                | 569            | 1 143   | 499          | 1 437  | 136          | 774    | 406     | 363          | 444       | 527     | 764    | 476   | 28 |
| 140                  | 15             | 74      | 51           | 79     | 10           | 61     | 20      | 41           | 29        | 49      | 37     | 25    | 29 |
| 1 890                | 530            | 1 002   | 358          | 1 299  | 106          | 591    | 334     | 252          | 362       | 438     | 640    | 449   | 30 |
| 149                  | 46             | 86      | 16           | 116    | 7            | 33     | 22      | 9            | 31        | 37      | 42     | 39    | 31 |
| 4 090                | 1 007          | 1 600   | 1 483        | 2 343  | 363          | 1 747  | 625     | 1 120        | 511       | 797     | 2 116  | 666   | 32 |
| 6 760                | 1 419          | 3 080   | 2 261        | 3 750  | 549          | 3 010  | 1 294   | 1 713        | 1 213     | 1 639   | 2 930  | 978   | 33 |
| 22 956               | 4 310          | 11 597  | 7 050        | 13 270 | 1 871        | 9 686  | 4 482   | 5 179        | 4 548     | 6 755   | 8 158  | 3 496 | 34 |
| 2 250                | 436            | 1 197   | 617          | 1 334  | 171          | 916    | 470     | 446          | 411       | 711     | 732    | 396   | 35 |
| 11 583               | 2 879          | 6 107   | 2 597        | 7 884  | 807          | 3 699  | 1 876   | 1 790        | 1 571     | 2 892   | 4 306  | 2 814 | 36 |
| 4 635                | 1 110          | 2 613   | 912          | 3 111  | 310          | 1 524  | 907     | 602          | 867       | 1 179   | 1 519  | 1 069 | 37 |
| 11 772               | 2 963          | 6 942   | 1 867        | 8 525  | 641          | 3 247  | 2 004   | 1 226        | 2 314     | 2 758   | 3 870  | 2 830 | 38 |
| 6 999                | 1 824          | 4 076   | 1 098        | 5 255  | 431          | 1 744  | 1 069   | 667          | 1 620     | 1 549   | 2 282  | 1 549 | 39 |
| 87.5                 | 87.2           | 90.3    | 81.9         | 89.2   | 85.1         | 84.4   | 88.2    | 80.6         | 89.6      | 90.2    | 82.9   | 90.7  | 40 |
| 27.3                 | 30.9           | 30.6    | 17.2         | 31.2   | 21.6         | 20.2   | 25.1    | 15.4         | 31.1      | 24.5    | 24.4   | 32.7  | 41 |
| 22 305               | 4 926          | 12 108  | 5 271        | 14 232 | 1 420        | 8 072  | 4 180   | 3 851        | 3 259     | 5 444   | 8 618  | 4 984 | 42 |
| 13 747               | 2 961          | 7 467   | 3 319        | 8 630  | 932          | 5 117  | 2 701   | 2 388        | 2 190     | 3 523   | 5 293  | 2 742 | 43 |
| 8 936                | 1 951          | 4 820   | 2 165        | 5 712  | 650          | 3 224  | 1 702   | 1 515        | 1 704     | 2 347   | 3 155  | 1 730 | 44 |
| 4 820                | 989            | 2 567   | 1 265        | 2 949  | 332          | 1 872  | 924     | 933          | 1 111     | 1 150   | 1 701  | 858   | 45 |
| 5 582                | 1 289          | 2 701   | 1 592        | 3 537  | 469          | 2 046  | 920     | 1 124        | 1 075     | 1 568   | 1 879  | 1 060 | 46 |
| 3 946                | 870            | 1 954   | 1 122        | 2 503  | 317          | 1 443  | 633     | 805          | 850       | 1 019   | 1 444  | 633   | 47 |
| 5 170                | 1 413          | 2 471   | 1 286        | 3 667  | 458          | 1 503  | 673     | 828          | 1 241     | 1 369   | 1 759  | 802   | 48 |
| 2 991                | 812            | 1 406   | 773          | 2 136  | 251          | 855    | 330     | 522          | 819       | 797     | 933    | 443   | 49 |
| 952                  | 225            | 393     | 335          | 585    | 97           | 367    | 129     | 239          | 292       | 264     | 292    | 105   | 50 |
| 345                  | 77             | 129     | 139          | 188    | 47           | 157    | 65      | 92           | 104       | 88      | 106    | 47    | 51 |
| 1991                 | 1990           | 1991    | 1990         | 1990   | 1989         | 1991   | 1991    | 1990         | 1987      | 1990    | 1991   | 1992  | 53 |
| 9 741                | 2 320          | 5 414   | 2 007        | 6 513  | 583          | 3 229  | 1 789   | 1 423        | 1 589     | 2 391   | 3 520  | 2 242 | 54 |
| 5 089                | 1 147          | 2 853   | 1 089        | 3 328  | 310          | 1 761  | 970     | 779          | 794       | 1 223   | 1 908  | 1 165 | 55 |
| ...                  | ...            | ...     | ...          | ...    | ...          | ...    | ...     | ...          | ...       | ...     | ...    | ...   | 56 |
| ...                  | ...            | ...     | ...          | ...    | ...          | ...    | ...     | ...          | ...       | ...     | ...    | ...   | 57 |
| ...                  | ...            | ...     | ...          | ...    | ...          | ...    | ...     | ...          | ...       | ...     | ...    | ...   | 58 |
| 407                  | 107            | 233     | 67           | 307    | 26           | 101    | 59      | 42           | 81        | 106     | 121    | 99    | 59 |
| ...                  | ...            | ...     | ...          | ...    | ...          | ...    | ...     | ...          | ...       | ...     | ...    | ...   | 60 |
| ...                  | ...            | ...     | ...          | ...    | ...          | ...    | ...     | ...          | ...       | ...     | ...    | ...   | 61 |
| ...                  | ...            | ...     | ...          | ...    | ...          | ...    | ...     | ...          | ...       | ...     | ...    | ...   | 62 |
| ...                  | ...            | ...     | ...          | ...    | ...          | ...    | ...     | ...          | ...       | ...     | ...    | ...   | 63 |
| 4 240                | 1 066          | 2 327   | 846          | 2 878  | 248          | 1 362  | 759     | 598          | 713       | 1 062   | 1 486  | 978   | 64 |
| ...                  | ...            | ...     | ...          | ...    | ...          | ...    | ...     | ...          | ...       | ...     | ...    | ...   | 65 |
| ...                  | ...            | ...     | ...          | ...    | ...          | ...    | ...     | ...          | ...       | ...     | ...    | ...   | 66 |
| ...                  | ...            | ...     | ...          | ...    | ...          | ...    | ...     | ...          | ...       | ...     | ...    | ...   | 67 |
| 5                    | -              | 1       | 4            | -      | -            | 5      | 1       | 4            | 1         | -       | 4      | -     | 68 |

**Table 3-10. Previous Unit of Recent Movers—Owner Occupied Units**

[Numbers in thousands. Consistent with the 1990 Census. ... means not applicable or sample too small. – means zero or rounds to zero]

| Characteristics  | Total occupied units | Housing unit characteristics |              |                   |            | Household characteristics |            |                             |                    |                     |
|--|----------------------|------------------------------|--------------|-------------------|------------|---------------------------|------------|-----------------------------|--------------------|---------------------|
|  |                      | New construction 4 years     | Mobile homes | Physical problems |            | Black                     | Hispanic   | Elderly (65 years and over) | Moved in past year | Below poverty level |
|  |                      |                              |              | Severe            | Moderate   |                           |            |                             |                    |                     |
| <b>HOUSEHOLDER MOVED DURING PAST YEAR FROM WITHIN THE UNITED STATES.</b> |                      |                              |              |                   |            |                           |            |                             |                    |                     |
| <b>1 Total</b> .....   | <b>5 573</b>         | <b>1 401</b>                 | <b>694</b>   | <b>41</b>         | <b>118</b> | <b>441</b>                | <b>435</b> | <b>433</b>                  | <b>5 573</b>       | <b>441</b>          |
| <b>Structure Type of Previous Residence</b>                              |                      |                              |              |                   |            |                           |            |                             |                    |                     |
| 2 Moved from within United States .....                                  | 5 573                | 1 401                        | 694          | 41                | 118        | 441                       | 435        | 433                         | 5 573              | 441                 |
| 3 House .....  | 3 416                | 899                          | 317          | 19                | 65         | 202                       | 228        | 304                         | 3 416              | 229                 |
| 4 Apartment .....  | 1 499                | 303                          | 171          | 10                | 31         | 183                       | 173        | 76                          | 1 499              | 108                 |
| 5 Mobile home .....  | 369                  | 140                          | 169          | 2                 | 13         | 18                        | 22         | 32                          | 369                | 62                  |
| 6 Other .....  | 155                  | 34                           | 14           | 7                 | 5          | 12                        | 8          | 8                           | 155                | 8                   |
| 7 Not reported .....   | 135                  | 24                           | 22           | 3                 | 4          | 26                        | 5          | 14                          | 135                | 34                  |
| <b>Tenure of Previous Residence</b>                                      |                      |                              |              |                   |            |                           |            |                             |                    |                     |
| 8 House, apartment, mobile home in United States .....                   | 5 283                | 1 342                        | 657          | 31                | 109        | 403                       | 422        | 412                         | 5 283              | 398                 |
| 9 Owner occupied .....   | 2 864                | 857                          | 343          | 15                | 62         | 156                       | 138        | 347                         | 2 864              | 212                 |
| 10 Renter occupied .....   | 2 419                | 485                          | 314          | 17                | 47         | 247                       | 284        | 65                          | 2 419              | 186                 |
| <b>Persons — Previous Residence</b>                                      |                      |                              |              |                   |            |                           |            |                             |                    |                     |
| 11 House, apartment, mobile home in United States .....                  | 5 283                | 1 342                        | 657          | 31                | 109        | 403                       | 422        | 412                         | 5 283              | 398                 |
| 12 1 person .....  | 679                  | 111                          | 86           | 11                | 14         | 57                        | 21         | 109                         | 679                | 56                  |
| 13 2 persons .....   | 1 643                | 408                          | 194          | 4                 | 38         | 87                        | 91         | 269                         | 1 643              | 145                 |
| 14 3 persons .....   | 1 096                | 360                          | 145          | 7                 | 19         | 83                        | 75         | 25                          | 1 096              | 56                  |
| 15 4 persons .....   | 960                  | 261                          | 112          | 1                 | 15         | 72                        | 93         | 12                          | 960                | 58                  |
| 16 5 persons .....   | 450                  | 94                           | 60           | 4                 | 4          | 47                        | 59         | 2                           | 450                | 25                  |
| 17 6 persons .....   | 170                  | 47                           | 18           | 3                 | 12         | 18                        | 38         | —                           | 170                | 15                  |
| 18 7 persons or more .....   | 95                   | 20                           | 14           | —                 | 3          | 16                        | 24         | 2                           | 95                 | 23                  |
| 19 Not reported .....  | 191                  | 41                           | 29           | 1                 | 4          | 23                        | 22         | 2                           | 191                | 21                  |
| <b>Previous Home Owned or Rented by Someone Who Moved Here</b>           |                      |                              |              |                   |            |                           |            |                             |                    |                     |
| 20 House, apartment, mobile home in United States .....                  | 5 283                | 1 342                        | 657          | 31                | 109        | 403                       | 422        | 412                         | 5 283              | 398                 |
| 21 Owned or rented by a mover .....                                      | 4 751                | 1 239                        | 561          | 25                | 102        | 358                       | 374        | 397                         | 4 751              | 338                 |
| 22 Owned or rented by other .....  | 430                  | 77                           | 81           | 5                 | 3          | 34                        | 39         | 13                          | 430                | 43                  |
| 23 By a relative .....   | 304                  | 58                           | 57           | 4                 | 2          | 28                        | 20         | 6                           | 304                | 29                  |
| 24 By a nonrelative .....  | 125                  | 19                           | 24           | 1                 | 1          | 7                         | 18         | 7                           | 125                | 14                  |
| 25 Not reported .....  | —                    | —                            | —            | —                 | —          | —                         | —          | —                           | —                  | —                   |
| 26 Not reported .....  | 103                  | 27                           | 15           | 1                 | 4          | 11                        | 10         | 2                           | 103                | 18                  |
| <b>Change in Housing Costs</b>   |                      |                              |              |                   |            |                           |            |                             |                    |                     |
| 27 House, apartment, mobile home in United States .....                  | 5 283                | 1 342                        | 657          | 31                | 109        | 403                       | 422        | 412                         | 5 283              | 398                 |
| 28 Increased with move .....   | 3 312                | 920                          | 266          | 12                | 55         | 265                       | 279        | 125                         | 3 312              | 178                 |
| 29 Decreased .....   | 897                  | 169                          | 208          | 8                 | 28         | 53                        | 57         | 134                         | 897                | 105                 |
| 30 Stayed about the same .....   | 884                  | 207                          | 163          | 12                | 21         | 65                        | 73         | 133                         | 884                | 92                  |
| 31 Don't know .....  | 151                  | 41                           | 20           | —                 | 3          | 12                        | 10         | 19                          | 151                | 12                  |
| 32 Not reported .....  | 39                   | 5                            | —            | —                 | 2          | 8                         | 2          | —                           | 39                 | 11                  |

| Total occupied units | In MSAs        |              | Outside MSAs | Urban        |              | Rural        |              |              | Regions    |              |              |              |          |
|----------------------|----------------|--------------|--------------|--------------|--------------|--------------|--------------|--------------|------------|--------------|--------------|--------------|----------|
|                      | Central cities | Suburbs      |              | Total        | Outside MSAs | Total        | Suburbs      | Outside MSAs | Northeast  | Midwest      | South        | West         |          |
| <b>5 573</b>         | <b>1 255</b>   | <b>3 135</b> | <b>1 183</b> | <b>3 658</b> | <b>335</b>   | <b>1 915</b> | <b>1 055</b> | <b>848</b>   | <b>868</b> | <b>1 343</b> | <b>2 070</b> | <b>1 293</b> | <b>1</b> |
| 5 573                | 1 255          | 3 135        | 1 183        | 3 658        | 335          | 1 915        | 1 055        | 848          | 868        | 1 343        | 2 070        | 1 293        | 2        |
| 3 416                | 738            | 1 934        | 743          | 2 195        | 207          | 1 220        | 674          | 536          | 489        | 899          | 1 228        | 800          | 3        |
| 1 499                | 410            | 883          | 206          | 1 143        | 71           | 356          | 219          | 134          | 292        | 326          | 537          | 344          | 4        |
| 369                  | 31             | 160          | 178          | 124          | 46           | 245          | 113          | 132          | 32         | 68           | 193          | 76           | 5        |
| 155                  | 39             | 96           | 20           | 114          | 5            | 40           | 26           | 15           | 38         | 19           | 40           | 57           | 6        |
| 135                  | 35             | 63           | 37           | 81           | 6            | 54           | 24           | 31           | 17         | 31           | 72           | 16           | 7        |
| 5 283                | 1 180          | 2 976        | 1 127        | 3 463        | 324          | 1 821        | 1 006        | 803          | 813        | 1 292        | 1 958        | 1 220        | 8        |
| 2 864                | 560            | 1 633        | 671          | 1 764        | 184          | 1 100        | 610          | 488          | 414        | 746          | 1 095        | 609          | 9        |
| 2 419                | 620            | 1 343        | 456          | 1 698        | 140          | 721          | 396          | 315          | 398        | 547          | 863          | 611          | 10       |
| 5 283                | 1 180          | 2 976        | 1 127        | 3 463        | 324          | 1 821        | 1 006        | 803          | 813        | 1 292        | 1 958        | 1 220        | 11       |
| 679                  | 182            | 334          | 163          | 458          | 61           | 221          | 117          | 102          | 106        | 197          | 217          | 160          | 12       |
| 1 643                | 387            | 925          | 331          | 1 092        | 95           | 550          | 307          | 236          | 257        | 378          | 607          | 401          | 13       |
| 1 096                | 197            | 637          | 262          | 701          | 73           | 395          | 206          | 189          | 152        | 261          | 429          | 254          | 14       |
| 960                  | 193            | 579          | 187          | 591          | 52           | 368          | 233          | 135          | 158        | 243          | 369          | 189          | 15       |
| 450                  | 108            | 250          | 92           | 285          | 15           | 164          | 85           | 77           | 85         | 123          | 144          | 97           | 16       |
| 170                  | 39             | 95           | 36           | 125          | 11           | 45           | 20           | 25           | 25         | 37           | 59           | 49           | 17       |
| 95                   | 43             | 43           | 9            | 79           | 7            | 17           | 14           | 3            | 8          | 20           | 28           | 39           | 18       |
| 191                  | 31             | 113          | 47           | 132          | 10           | 60           | 23           | 37           | 21         | 34           | 105          | 32           | 19       |
| 5 283                | 1 180          | 2 976        | 1 127        | 3 463        | 324          | 1 821        | 1 006        | 803          | 813        | 1 292        | 1 958        | 1 220        | 20       |
| 4 751                | 1 060          | 2 684        | 1 006        | 3 094        | 301          | 1 657        | 939          | 706          | 712        | 1 146        | 1 766        | 1 126        | 21       |
| 430                  | 101            | 234          | 94           | 297          | 19           | 133          | 57           | 75           | 89         | 127          | 136          | 77           | 22       |
| 304                  | 65             | 163          | 76           | 210          | 15           | 94           | 33           | 62           | 54         | 107          | 93           | 50           | 23       |
| 125                  | 36             | 71           | 18           | 87           | 4            | 38           | 24           | 14           | 35         | 20           | 44           | 27           | 24       |
|                      |                |              |              |              |              |              |              |              |            |              |              |              | 25       |
| 103                  | 19             | 58           | 26           | 71           | 4            | 31           | 9            | 22           | 11         | 19           | 55           | 17           | 26       |
| 5 283                | 1 180          | 2 976        | 1 127        | 3 463        | 324          | 1 821        | 1 006        | 803          | 813        | 1 292        | 1 958        | 1 220        | 27       |
| 3 312                | 791            | 1 936        | 585          | 2 279        | 197          | 1 033        | 636          | 388          | 505        | 872          | 1 140        | 795          | 28       |
| 897                  | 159            | 477          | 261          | 524          | 76           | 373          | 185          | 186          | 130        | 199          | 358          | 220          | 29       |
| 884                  | 186            | 458          | 240          | 534          | 45           | 350          | 155          | 195          | 135        | 199          | 369          | 182          | 30       |
| 151                  | 38             | 83           | 31           | 95           | 2            | 56           | 27           | 29           | 37         | 22           | 75           | 17           | 31       |
| 39                   | 7              | 22           | 10           | 30           | 4            | 8            | 3            | 6            | 6          | 10           | 16           | 6            | 32       |

**Table 3-11. Reasons for Move and Choice of Current Residence—Owner Occupied Units**

[Numbers in thousands. Consistent with the 1990 Census. ... means not applicable or sample too small. — means zero or rounds to zero]

|          | Characteristics                                       | Total occupied units | Housing unit characteristics |              |                   |            | Household characteristics |            |                             |                    |                     |
|----------|---|----------------------|------------------------------|--------------|-------------------|------------|---------------------------|------------|-----------------------------|--------------------|---------------------|
|          |   |                      | New construction 4 years     | Mobile homes | Physical problems |            | Black                     | Hispanic   | Elderly (65 years and over) | Moved in past year | Below poverty level |
|          |   |                      |                              |              | Severe            | Moderate   |                           |            |                             |                    |                     |
| <b>1</b> | <b>RESPONDENT MOVED DURING PAST YEAR</b>              |                      |                              |              |                   |            |                           |            |                             |                    |                     |
|          | <b>Total</b> .....                                    | <b>5 788</b>         | <b>1 426</b>                 | <b>724</b>   | <b>39</b>         | <b>125</b> | <b>471</b>                | <b>458</b> | <b>447</b>                  | <b>5 625</b>       | <b>463</b>          |
|          | <b>Reasons for Leaving Previous Unit<sup>1</sup></b>  |                      |                              |              |                   |            |                           |            |                             |                    |                     |
| 2        | Private displacement .....                            | 98                   | 18                           | 14           | 11                | 3          | 4                         | 8          | 4                           | 95                 | 11                  |
| 3        | Owner to move into unit .....                         | 15                   | —                            | —            | —                 | —          | —                         | 3          | 2                           | 15                 | 2                   |
| 4        | To be converted to condominium or cooperative .....   | 3                    | —                            | —            | —                 | —          | —                         | —          | —                           | 3                  | —                   |
| 5        | Closed for repairs .....                              | —                    | —                            | —            | —                 | —          | —                         | —          | —                           | —                  | —                   |
| 6        | Other .....   | 80                   | 18                           | 14           | 11                | 3          | 4                         | 5          | 2                           | 77                 | 9                   |
| 7        | Not reported .....                                    | —                    | —                            | —            | —                 | —          | —                         | —          | —                           | —                  | —                   |
| 8        | Government displacement .....                         | 27                   | 4                            | 6            | 2                 | 3          | —                         | 2          | —                           | 27                 | 7                   |
| 9        | Government wanted building or land .....              | 5                    | —                            | 2            | —                 | —          | —                         | —          | —                           | 5                  | 2                   |
| 10       | Unit unfit for occupancy .....                        | —                    | —                            | —            | —                 | —          | —                         | —          | —                           | —                  | —                   |
| 11       | Other .....   | 19                   | 4                            | 3            | 2                 | 3          | —                         | 2          | —                           | 19                 | 5                   |
| 12       | Not reported .....                                    | 2                    | —                            | —            | —                 | —          | —                         | —          | —                           | 2                  | —                   |
| 13       | Disaster loss (fire, flood, etc.) .....               | 40                   | 4                            | —            | —                 | —          | 6                         | 5          | 2                           | 40                 | 6                   |
| 14       | New job or job transfer .....                         | 567                  | 145                          | 34           | —                 | 15         | 31                        | 37         | 1                           | 546                | 25                  |
| 15       | To be closer to work/school/other .....               | 438                  | 89                           | 27           | —                 | 8          | 32                        | 38         | 16                          | 420                | 12                  |
| 16       | Other, financial/employment related .....             | 180                  | 21                           | 35           | —                 | 8          | 15                        | 9          | 15                          | 175                | 12                  |
| 17       | To establish own household .....                      | 1 061                | 217                          | 123          | 15                | 22         | 107                       | 86         | 14                          | 1 053              | 89                  |
| 18       | Needed larger house or apartment .....                | 1 120                | 336                          | 75           | 3                 | 13         | 110                       | 113        | 33                          | 1 115              | 38                  |
| 19       | Married .....   | 182                  | 39                           | 10           | —                 | 7          | 10                        | 12         | 2                           | 140                | 10                  |
| 20       | Widowed, divorced or separated .....                  | 169                  | 40                           | 27           | —                 | 5          | 6                         | 9          | 20                          | 169                | 16                  |
| 21       | Other, family/person related .....                    | 537                  | 129                          | 118          | 7                 | 4          | 57                        | 22         | 99                          | 499                | 54                  |
| 22       | Wanted better home .....                              | 1 020                | 338                          | 101          | 6                 | 13         | 88                        | 96         | 58                          | 1 010              | 82                  |
| 23       | Change from owner to renter .....                     | —                    | —                            | —            | —                 | —          | —                         | —          | —                           | —                  | —                   |
| 24       | Change from renter to owner .....                     | 1 032                | 173                          | 123          | 14                | 15         | 94                        | 119        | 29                          | 1 032              | 83                  |
| 25       | Wanted lower rent or maintenance .....                | 210                  | 35                           | 64           | —                 | 4          | 17                        | 18         | 23                          | 200                | 31                  |
| 26       | Other housing related reasons .....                   | 407                  | 117                          | 40           | 4                 | 19         | 17                        | 27         | 62                          | 398                | 31                  |
| 27       | Other .....   | 869                  | 221                          | 155          | 9                 | 20         | 55                        | 43         | 137                         | 848                | 76                  |
| 28       | Not reported .....                                    | 215                  | 33                           | 23           | —                 | 11         | 37                        | 12         | 24                          | 208                | 46                  |
|          | <b>Main Reason for Leaving Previous Unit</b>          |                      |                              |              |                   |            |                           |            |                             |                    |                     |
| 29       | All reported reasons equal .....                      | 146                  | 50                           | 15           | 3                 | 2          | 8                         | 21         | 4                           | 146                | 2                   |
| 30       | Private displacement .....                            | 17                   | —                            | 5            | 2                 | 3          | —                         | 5          | 2                           | 17                 | 5                   |
| 31       | Government displacement .....                         | 12                   | 2                            | 2            | —                 | 3          | —                         | —          | —                           | 12                 | 7                   |
| 32       | Disaster loss (fire, flood, etc.) .....               | 33                   | 4                            | —            | 2                 | —          | 6                         | 5          | 2                           | 33                 | 6                   |
| 33       | New job or job transfer .....                         | 507                  | 140                          | 30           | —                 | 15         | 25                        | 36         | —                           | 495                | 23                  |
| 34       | To be closer to work/school/other .....               | 237                  | 45                           | 5            | —                 | 5          | 12                        | 22         | 11                          | 224                | 7                   |
| 35       | Other, financial/employment related .....             | 110                  | 14                           | 24           | —                 | 5          | 12                        | 7          | 9                           | 110                | 9                   |
| 36       | To establish own household .....                      | 709                  | 139                          | 95           | 9                 | 17         | 75                        | 57         | 7                           | 701                | 54                  |
| 37       | Needed larger house or apartment .....                | 708                  | 234                          | 43           | —                 | 7          | 73                        | 70         | 21                          | 703                | 26                  |
| 38       | Married, widowed, divorced, or separated .....        | 327                  | 75                           | 45           | —                 | 7          | 18                        | 17         | 15                          | 279                | 30                  |
| 39       | Other, family/personal related .....                  | 388                  | 109                          | 99           | 3                 | 4          | 43                        | 16         | 82                          | 356                | 40                  |
| 40       | Wanted better home .....                              | 515                  | 201                          | 66           | 1                 | 8          | 40                        | 42         | 50                          | 508                | 36                  |
| 41       | Change from owner to renter or renter to owner .....  | 791                  | 129                          | 98           | 6                 | 8          | 69                        | 95         | 29                          | 791                | 58                  |
| 42       | Wanted lower rent or maintenance .....                | 116                  | 18                           | 28           | —                 | 4          | 9                         | 11         | 16                          | 110                | 16                  |
| 43       | Other housing related reasons .....                   | 246                  | 67                           | 25           | 4                 | 10         | 9                         | 10         | 53                          | 239                | 23                  |
| 44       | Other .....   | 647                  | 152                          | 108          | 3                 | 16         | 36                        | 30         | 120                         | 629                | 71                  |
| 45       | Not reported .....                                    | 278                  | 48                           | 36           | 7                 | 12         | 37                        | 14         | 24                          | 271                | 50                  |
|          | <b>Choice of Present Neighborhood<sup>1</sup></b>     |                      |                              |              |                   |            |                           |            |                             |                    |                     |
| 46       | Convenient to job .....                               | 1 231                | 295                          | 114          | 5                 | 15         | 84                        | 94         | 25                          | 1 215              | 54                  |
| 47       | Convenient to friends or relatives .....              | 1 210                | 305                          | 258          | 5                 | 29         | 93                        | 112        | 157                         | 1 162              | 110                 |
| 48       | Convenient to leisure activities .....                | 553                  | 135                          | 67           | 5                 | 14         | 17                        | 28         | 66                          | 552                | 27                  |
| 49       | Convenient to public transportation .....             | 209                  | 28                           | 15           | 2                 | 4          | 14                        | 17         | 18                          | 209                | 10                  |
| 50       | Good schools .....                                    | 874                  | 229                          | 60           | 4                 | 13         | 41                        | 72         | 7                           | 866                | 44                  |
| 51       | Other public services .....                           | 181                  | 45                           | 9            | 3                 | 3          | 12                        | 15         | 5                           | 177                | 10                  |
| 52       | Looks/design of neighborhood .....                    | 2 125                | 579                          | 199          | 9                 | 29         | 144                       | 170        | 154                         | 2 112              | 101                 |
| 53       | House was most important consideration .....          | 1 638                | 307                          | 97           | 9                 | 33         | 136                       | 158        | 106                         | 1 620              | 98                  |
| 54       | Other .....   | 883                  | 264                          | 138          | 15                | 21         | 74                        | 49         | 76                          | 829                | 107                 |
| 55       | Not reported .....                                    | 621                  | 114                          | 83           | 3                 | 33         | 69                        | 47         | 50                          | 597                | 83                  |
|          | <b>Main Reason for Choice of Present Neighborhood</b> |                      |                              |              |                   |            |                           |            |                             |                    |                     |
| 56       | All reported reasons equal .....                      | 251                  | 43                           | 12           | 3                 | 4          | 23                        | 33         | 16                          | 247                | 12                  |
| 57       | Convenient to job .....                               | 623                  | 137                          | 50           | 3                 | 9          | 46                        | 51         | 18                          | 609                | 29                  |
| 58       | Convenient to friends or relatives .....              | 685                  | 191                          | 197          | 5                 | 17         | 60                        | 66         | 112                         | 638                | 75                  |
| 59       | Convenient to leisure activities .....                | 117                  | 33                           | 9            | —                 | 4          | 3                         | 3          | 21                          | 117                | 8                   |
| 60       | Convenient to public transportation .....             | 18                   | 9                            | —            | —                 | —          | 3                         | —          | —                           | 18                 | —                   |
| 61       | Good schools .....                                    | 358                  | 70                           | 13           | —                 | 4          | 14                        | 23         | —                           | 353                | 19                  |
| 62       | Other public services .....                           | 28                   | 9                            | —            | 3                 | —          | 1                         | —          | 1                           | 28                 | 6                   |
| 63       | Looks/design of neighborhood .....                    | 1 239                | 388                          | 150          | 4                 | 12         | 98                        | 84         | 90                          | 1 234              | 62                  |
| 64       | House was most important consideration .....          | 1 091                | 206                          | 83           | 3                 | 22         | 98                        | 110        | 70                          | 1 077              | 72                  |
| 65       | Other .....   | 750                  | 224                          | 126          | 15                | 20         | 55                        | 40         | 69                          | 701                | 98                  |
| 66       | Not reported .....                                    | 627                  | 114                          | 83           | 3                 | 33         | 69                        | 47         | 50                          | 603                | 83                  |
|          | <b>Neighborhood Search</b>                            |                      |                              |              |                   |            |                           |            |                             |                    |                     |
| 67       | Looked at just this neighborhood .....                | 2 276                | 634                          | 459          | 16                | 34         | 192                       | 173        | 244                         | 2 143              | 249                 |
| 68       | Looked at other neighborhood(s) .....                 | 3 305                | 767                          | 244          | 23                | 80         | 240                       | 274        | 185                         | 3 283              | 168                 |
| 69       | Not reported .....                                    | 207                  | 26                           | 21           | —                 | 11         | 39                        | 12         | 17                          | 200                | 46                  |
|          | <b>Choice of Present Home<sup>1</sup></b>             |                      |                              |              |                   |            |                           |            |                             |                    |                     |
| 70       | Financial reasons .....                               | 1 843                | 362                          | 347          | 21                | 48         | 139                       | 153        | 115                         | 1 811              | 184                 |
| 71       | Room layout/design .....                              | 2 232                | 779                          | 223          | 5                 | 33         | 166                       | 143        | 209                         | 2 212              | 112                 |
| 72       | Kitchen .....   | 495                  | 153                          | 48           | 3                 | 17         | 30                        | 33         | 45                          | 490                | 16                  |
| 73       | Size .....  | 1 613                | 411                          | 142          | 5                 | 35         | 163                       | 127        | 117                         | 1 602              | 84                  |
| 74       | Exterior appearance .....                             | 1 167                | 305                          | 68           | 7                 | 17         | 96                        | 88         | 87                          | 1 162              | 39                  |
| 75       | Yard/trees/view .....                                 | 1 080                | 182                          | 73           | 6                 | 22         | 81                        | 80         | 55                          | 1 067              | 62                  |
| 76       | Quality of construction .....                         | 950                  | 298                          | 92           | 7                 | 14         | 86                        | 85         | 88                          | 945                | 47                  |
| 77       | Only one available .....                              | 215                  | 35                           | 38           | 2                 | 7          | 13                        | 26         | 31                          | 204                | 27                  |
| 78       | Other .....   | 721                  | 169                          | 64           | 5                 | 20         | 46                        | 57         | 72                          | 650                | 56                  |
| 79       | Not reported .....                                    | 543                  | 121                          | 59           | 2                 | 21         | 60                        | 32         | 51                          | 511                | 60                  |

| Total occupied units | In MSAs        |              | Outside MSAs | Urban        |              | Rural        |              |              | Regions    |              |              |              |          |
|----------------------|----------------|--------------|--------------|--------------|--------------|--------------|--------------|--------------|------------|--------------|--------------|--------------|----------|
|                      | Central cities | Suburbs      |              | Total        | Outside MSAs | Total        | Suburbs      | Outside MSAs | Northeast  | Midwest      | South        | West         |          |
| <b>5 788</b>         | <b>1 309</b>   | <b>3 232</b> | <b>1 246</b> | <b>3 808</b> | <b>362</b>   | <b>1 979</b> | <b>1 084</b> | <b>884</b>   | <b>914</b> | <b>1 395</b> | <b>2 143</b> | <b>1 336</b> | <b>1</b> |
| 98                   | 29             | 46           | 23           | 52           | 7            | 46           | 28           | 16           | 23         | 26           | 34           | 16           | 2        |
| 15                   | 3              | 7            | 5            | 13           | 5            | 2            | 2            | -            | -          | 5            | 7            | 3            | 3        |
| 3                    | -              | 3            | -            | -            | -            | 3            | 3            | -            | -          | 3            | -            | -            | 4        |
| -                    | -              | -            | -            | -            | -            | -            | -            | -            | -          | -            | -            | -            | 5        |
| 80                   | 26             | 36           | 18           | 39           | 3            | 41           | 23           | 16           | 23         | 18           | 27           | 13           | 6        |
| 27                   | 6              | 16           | 5            | 13           | -            | 8            | 8            | 5            | 2          | 7            | 8            | 9            | 7        |
| 5                    | 3              | 2            | -            | 5            | -            | 13           | -            | -            | -          | -            | 8            | 5            | 8        |
| -                    | -              | -            | -            | -            | -            | -            | -            | -            | -          | -            | -            | -            | 9        |
| 19                   | 3              | 11           | 5            | 8            | -            | 11           | 6            | 5            | 7          | 7            | 8            | 4            | 11       |
| 2                    | -              | 2            | -            | -            | -            | 2            | 2            | -            | 2          | -            | -            | -            | 12       |
| 40                   | 22             | 15           | 3            | 34           | -            | 6            | 4            | 3            | 10         | 6            | 22           | 2            | 13       |
| 567                  | 121            | 328          | 118          | 386          | 49           | 181          | 113          | 68           | 78         | 132          | 232          | 125          | 14       |
| 438                  | 102            | 264          | 73           | 297          | 22           | 141          | 90           | 50           | 54         | 129          | 160          | 95           | 15       |
| 180                  | 44             | 100          | 35           | 115          | 7            | 65           | 37           | 29           | 46         | 32           | 52           | 50           | 16       |
| 1 061                | 309            | 561          | 192          | 782          | 67           | 279          | 148          | 124          | 191        | 265          | 360          | 246          | 17       |
| 1 120                | 289            | 654          | 177          | 746          | 51           | 374          | 244          | 125          | 180        | 288          | 409          | 243          | 18       |
| 182                  | 40             | 98           | 43           | 123          | 19           | 59           | 34           | 25           | 31         | 55           | 66           | 30           | 19       |
| 169                  | 35             | 84           | 50           | 116          | 18           | 54           | 21           | 33           | 13         | 50           | 59           | 47           | 20       |
| 537                  | 98             | 279          | 159          | 290          | 48           | 247          | 136          | 111          | 98         | 111          | 228          | 100          | 21       |
| 1 020                | 200            | 605          | 215          | 648          | 44           | 372          | 202          | 170          | 196        | 213          | 369          | 242          | 22       |
| -                    | -              | -            | -            | -            | -            | -            | -            | -            | -          | -            | -            | -            | 23       |
| 1 032                | 254            | 607          | 171          | 761          | 64           | 271          | 159          | 107          | 205        | 263          | 288          | 275          | 24       |
| 210                  | 37             | 130          | 43           | 122          | 4            | 88           | 50           | 38           | 59         | 27           | 61           | 63           | 25       |
| 407                  | 69             | 258          | 80           | 241          | 26           | 166          | 112          | 54           | 68         | 104          | 145          | 89           | 26       |
| 869                  | 147            | 512          | 210          | 490          | 48           | 379          | 215          | 162          | 138        | 185          | 332          | 214          | 27       |
| 215                  | 43             | 113          | 59           | 135          | 10           | 80           | 32           | 48           | 28         | 53           | 95           | 40           | 28       |
| 146                  | 29             | 85           | 32           | 88           | 2            | 58           | 26           | 30           | 9          | 24           | 63           | 50           | 29       |
| 17                   | 6              | 9            | 2            | 7            | 2            | 10           | 7            | -            | 2          | 7            | -            | 8            | 30       |
| 12                   | 3              | 5            | 5            | 5            | -            | 7            | 2            | 5            | 5          | 5            | 2            | 5            | 31       |
| 33                   | 22             | 9            | 3            | 28           | -            | 5            | 2            | 3            | 9          | 3            | 20           | 2            | 32       |
| 507                  | 108            | 288          | 111          | 345          | 49           | 163          | 101          | 62           | 66         | 119          | 210          | 112          | 33       |
| 237                  | 53             | 140          | 44           | 175          | 13           | 63           | 32           | 31           | 18         | 77           | 91           | 51           | 34       |
| 110                  | 26             | 66           | 18           | 74           | 4            | 35           | 22           | 14           | 25         | 23           | 33           | 29           | 35       |
| 709                  | 217            | 362          | 131          | 523          | 39           | 186          | 91           | 92           | 115        | 170          | 257          | 167          | 36       |
| 708                  | 195            | 406          | 107          | 484          | 36           | 224          | 150          | 71           | 110        | 195          | 269          | 134          | 37       |
| 327                  | 69             | 171          | 88           | 226          | 29           | 101          | 43           | 58           | 35         | 97           | 122          | 73           | 38       |
| 388                  | 60             | 194          | 134          | 200          | 46           | 188          | 99           | 88           | 66         | 79           | 174          | 70           | 39       |
| 515                  | 91             | 295          | 129          | 309          | 22           | 205          | 98           | 107          | 97         | 107          | 204          | 106          | 40       |
| 791                  | 195            | 483          | 113          | 596          | 46           | 196          | 128          | 67           | 149        | 207          | 214          | 222          | 41       |
| 116                  | 21             | 62           | 33           | 65           | -            | 51           | 18           | 33           | 29         | 21           | 28           | 37           | 42       |
| 246                  | 40             | 150          | 55           | 144          | 19           | 102          | 66           | 36           | 42         | 70           | 80           | 54           | 43       |
| 647                  | 117            | 361          | 168          | 369          | 41           | 278          | 148          | 127          | 110        | 121          | 251          | 165          | 44       |
| 278                  | 58             | 148          | 72           | 170          | 14           | 108          | 50           | 59           | 34         | 70           | 125          | 49           | 45       |
| 1 231                | 298            | 697          | 237          | 908          | 80           | 324          | 166          | 157          | 200        | 318          | 419          | 294          | 46       |
| 1 210                | 234            | 708          | 269          | 742          | 50           | 468          | 249          | 219          | 194        | 301          | 475          | 240          | 47       |
| 553                  | 136            | 320          | 98           | 386          | 25           | 167          | 95           | 73           | 108        | 130          | 167          | 149          | 48       |
| 209                  | 81             | 116          | 12           | 195          | 7            | 15           | 9            | 5            | 76         | 39           | 22           | 72           | 49       |
| 874                  | 152            | 604          | 118          | 606          | 26           | 268          | 174          | 91           | 169        | 219          | 272          | 214          | 50       |
| 181                  | 55             | 108          | 18           | 145          | 3            | 36           | 20           | 16           | 36         | 54           | 48           | 44           | 51       |
| 2 125                | 514            | 1 280        | 331          | 1 426        | 82           | 700          | 444          | 249          | 333        | 474          | 780          | 538          | 52       |
| 1 638                | 385            | 951          | 302          | 1 173        | 117          | 465          | 278          | 184          | 308        | 453          | 486          | 391          | 53       |
| 883                  | 164            | 447          | 273          | 493          | 81           | 391          | 199          | 192          | 128        | 226          | 347          | 182          | 54       |
| 621                  | 183            | 289          | 149          | 425          | 48           | 196          | 94           | 100          | 89         | 140          | 239          | 153          | 55       |
| 251                  | 71             | 147          | 33           | 188          | 9            | 64           | 40           | 24           | 31         | 53           | 108          | 59           | 56       |
| 623                  | 149            | 353          | 121          | 467          | 37           | 156          | 72           | 84           | 97         | 148          | 239          | 139          | 57       |
| 685                  | 116            | 376          | 194          | 366          | 37           | 319          | 162          | 157          | 84         | 165          | 326          | 110          | 58       |
| 117                  | 28             | 60           | 29           | 82           | 8            | 35           | 13           | 21           | 12         | 24           | 39           | 41           | 59       |
| 4                    | 4              | 13           | -            | 18           | -            | -            | -            | -            | 6          | -            | 5            | 7            | 60       |
| 358                  | 55             | 265          | 37           | 264          | 12           | 94           | 68           | 25           | 89         | 73           | 101          | 95           | 61       |
| 28                   | 13             | 12           | 3            | 25           | -            | 3            | -            | 3            | 3          | 13           | 8            | 5            | 62       |
| 1 239                | 293            | 742          | 204          | 784          | 40           | 455          | 284          | 164          | 168        | 272          | 465          | 334          | 63       |
| 1 091                | 255            | 609          | 227          | 782          | 96           | 308          | 175          | 131          | 219        | 308          | 315          | 248          | 64       |
| 750                  | 140            | 363          | 246          | 406          | 76           | 344          | 173          | 171          | 110        | 199          | 299          | 143          | 65       |
| 627                  | 184            | 292          | 151          | 426          | 48           | 201          | 96           | 103          | 94         | 140          | 239          | 153          | 66       |
| 2 276                | 464            | 1 151        | 661          | 1 319        | 156          | 956          | 449          | 505          | 331        | 490          | 988          | 466          | 67       |
| 3 305                | 795            | 1 972        | 538          | 2 349        | 198          | 956          | 606          | 340          | 556        | 860          | 1 059        | 830          | 68       |
| 207                  | 50             | 110          | 47           | 140          | 8            | 67           | 28           | 39           | 27         | 44           | 96           | 40           | 69       |
| 1 843                | 447            | 1 018        | 378          | 1 208        | 105          | 635          | 360          | 273          | 295        | 428          | 669          | 451          | 70       |
| 2 232                | 492            | 1 378        | 362          | 1 519        | 95           | 713          | 441          | 266          | 383        | 521          | 809          | 519          | 71       |
| 495                  | 112            | 291          | 92           | 350          | 13           | 145          | 67           | 78           | 75         | 125          | 201          | 94           | 72       |
| 1 613                | 403            | 900          | 310          | 1 110        | 86           | 503          | 279          | 224          | 291        | 386          | 582          | 354          | 73       |
| 1 167                | 290            | 661          | 216          | 805          | 67           | 362          | 208          | 149          | 175        | 303          | 421          | 269          | 74       |
| 1 080                | 257            | 590          | 233          | 727          | 65           | 353          | 186          | 167          | 204        | 249          | 342          | 287          | 75       |
| 950                  | 230            | 520          | 200          | 637          | 46           | 313          | 156          | 154          | 161        | 222          | 379          | 188          | 76       |
| 215                  | 35             | 136          | 44           | 143          | 8            | 71           | 36           | 36           | 41         | 53           | 63           | 57           | 77       |
| 721                  | 169            | 360          | 191          | 464          | 53           | 256          | 118          | 138          | 114        | 146          | 272          | 189          | 78       |
| 543                  | 132            | 267          | 144          | 362          | 47           | 181          | 81           | 97           | 64         | 137          | 215          | 127          | 79       |

**Table 3-11. Reasons for Move and Choice of Current Residence—Owner Occupied Units—Con.**

[Numbers in thousands. Consistent with the 1990 Census. ... means not applicable or sample too small. – means zero or rounds to zero]

| Characteristics   | Total occupied units             | Housing unit characteristics |              |                   |          | Household characteristics |          |                             |                    |                     |     |
|---|----------------------------------|------------------------------|--------------|-------------------|----------|---------------------------|----------|-----------------------------|--------------------|---------------------|-----|
|   |                                  | New construction 4 years     | Mobile homes | Physical problems |          | Black                     | Hispanic | Elderly (65 years and over) | Moved in past year | Below poverty level |     |
|   |                                  |                              |              | Severe            | Moderate |                           |          |                             |                    |                     |     |
| <b>RESPONDENT MOVED DURING PAST YEAR—Con.</b>           |                                  |                              |              |                   |          |                           |          |                             |                    |                     |     |
| <b>Main Reason for Choice of Present Home</b>           |                                  |                              |              |                   |          |                           |          |                             |                    |                     |     |
| 1   | All reported reasons equal ..... | 355                          | 82           | 45                | –        | 7                         | 30       | 40                          | 41                 | 352                 | 14  |
| 2   | Financial reasons .....          | 1 355                        | 235          | 277               | 18       | 41                        | 107      | 122                         | 61                 | 1 322               | 163 |
| 3   | Room layout/design .....         | 1 340                        | 518          | 121               | 2        | 19                        | 87       | 76                          | 124                | 1 336               | 78  |
| 4   | Kitchen .....                    | 41                           | 13           | 7                 | –        | 1                         | –        | –                           | –                  | 39                  | 3   |
| 5   | Size .....                       | 612                          | 112          | 38                | –        | 12                        | 79       | 56                          | 34                 | 606                 | 34  |
| 6   | Exterior appearance .....        | 297                          | 41           | 18                | 3        | 3                         | 15       | 18                          | 20                 | 297                 | 13  |
| 7   | Yard/trees/view .....            | 262                          | 40           | 23                | 3        | 5                         | 21       | 23                          | 16                 | 254                 | 17  |
| 8   | Quality of construction .....    | 309                          | 111          | 49                | 7        | –                         | 39       | 28                          | 17                 | 307                 | 24  |
| 9   | Only one available .....         | 125                          | 17           | 30                | 2        | 3                         | 5        | 18                          | 26                 | 114                 | 23  |
| 10  | Other .....                      | 542                          | 133          | 56                | 2        | 13                        | 26       | 45                          | 53                 | 479                 | 36  |
| 11  | Not reported .....               | 550                          | 125          | 59                | 2        | 21                        | 60       | 32                          | 54                 | 519                 | 60  |
| <b>Home Search</b>                                      |                                  |                              |              |                   |          |                           |          |                             |                    |                     |     |
| 12  | Now in house .....               | 4 693                        | 1 093        | ...               | 27       | 98                        | 362      | 401                         | 299                | 4 563               | 283 |
| 13  | Did not look at apartments ..... | 4 102                        | 998          | ...               | 26       | 74                        | 294      | 334                         | 257                | 3 984               | 221 |
| 14  | Looked at apartments too .....   | 403                          | 76           | ...               | 1        | 10                        | 44       | 60                          | 25                 | 401                 | 28  |
| 15  | Search not reported .....        | 187                          | 18           | ...               | –        | 14                        | 24       | 7                           | 16                 | 178                 | 34  |
| 16  | Now in mobile home .....         | 724                          | 301          | 724               | 3        | 11                        | 60       | 28                          | 90                 | 700                 | 145 |
| 17  | Did not look at apartments ..... | 574                          | 252          | 574               | 3        | 4                         | 50       | 22                          | 67                 | 557                 | 113 |
| 18  | Looked at apartments too .....   | 129                          | 42           | 129               | –        | 8                         | 5        | 6                           | 23                 | 122                 | 28  |
| 19  | Search not reported .....        | 21                           | 8            | 21                | –        | –                         | 4        | –                           | –                  | 21                  | 5   |
| 20  | Now in apartment .....           | 371                          | 32           | ...               | 9        | 16                        | 49       | 30                          | 58                 | 362                 | 35  |
| 21  | Did not look at houses .....     | 229                          | 12           | ...               | 3        | 4                         | 26       | 14                          | 48                 | 220                 | 19  |
| 22  | Looked at houses too .....       | 113                          | 17           | ...               | 5        | 12                        | 17       | 10                          | 7                  | 113                 | 8   |
| 23  | Search not reported .....        | 29                           | 4            | ...               | –        | –                         | 7        | 6                           | 3                  | 29                  | 8   |
| <b>Recent Mover Comparison to Previous Home</b>         |                                  |                              |              |                   |          |                           |          |                             |                    |                     |     |
| 24  | Better home .....                | 3 850                        | 1 110        | 432               | 11       | 62                        | 332      | 325                         | 210                | 3 785               | 241 |
| 25  | Worse home .....                 | 522                          | 76           | 112               | 7        | 13                        | 31       | 32                          | 58                 | 499                 | 53  |
| 26  | About the same .....             | 1 184                        | 208          | 155               | 22       | 39                        | 71       | 90                          | 157                | 1 121               | 123 |
| 27  | Not reported .....               | 231                          | 32           | 25                | –        | 11                        | 36       | 11                          | 22                 | 220                 | 45  |
| <b>Recent Mover Comparison to Previous Neighborhood</b> |                                  |                              |              |                   |          |                           |          |                             |                    |                     |     |
| 28  | Better neighborhood .....        | 2 980                        | 841          | 354               | 12       | 63                        | 249      | 270                         | 164                | 2 924               | 214 |
| 29  | Worse neighborhood .....         | 372                          | 57           | 69                | 2        | 15                        | 31       | 25                          | 23                 | 356                 | 40  |
| 30  | About the same .....             | 1 961                        | 418          | 231               | 20       | 34                        | 134      | 133                         | 213                | 1 885               | 146 |
| 31  | Same neighborhood .....          | 223                          | 76           | 41                | 4        | –                         | 15       | 15                          | 21                 | 219                 | 18  |
| 32  | Not reported .....               | 252                          | 35           | 28                | –        | 13                        | 42       | 15                          | 25                 | 240                 | 45  |

<sup>1</sup>Figures may not add to total because more than one category may apply to a unit.

| Total occupied units | In MSAs        |         | Outside MSAs | Urban |              | Rural |         |              | Regions   |         |       |       |    |
|----------------------|----------------|---------|--------------|-------|--------------|-------|---------|--------------|-----------|---------|-------|-------|----|
|                      | Central cities | Suburbs |              | Total | Outside MSAs | Total | Suburbs | Outside MSAs | Northeast | Midwest | South | West  |    |
| 355                  | 78             | 210     | 66           | 247   | 9            | 108   | 48      | 57           | 50        | 56      | 148   | 102   | 1  |
| 1 355                | 332            | 740     | 282          | 865   | 94           | 490   | 300     | 188          | 202       | 329     | 490   | 333   | 2  |
| 1 340                | 288            | 858     | 195          | 921   | 59           | 419   | 281     | 136          | 236       | 329     | 502   | 273   | 3  |
| 41                   | 9              | 25      | 7            | 34    | -            | 7     | -       | 7            | 5         | 13      | 16    | 7     | 4  |
| 612                  | 151            | 340     | 122          | 427   | 42           | 185   | 105     | 80           | 103       | 156     | 217   | 136   | 5  |
| 297                  | 74             | 162     | 60           | 217   | 28           | 80    | 45      | 32           | 39        | 98      | 106   | 54    | 6  |
| 262                  | 46             | 136     | 80           | 147   | 10           | 114   | 44      | 70           | 45        | 54      | 66    | 97    | 7  |
| 309                  | 55             | 154     | 100          | 166   | 22           | 143   | 65      | 78           | 55        | 74      | 143   | 38    | 8  |
| 125                  | 13             | 82      | 30           | 76    | 5            | 49    | 24      | 25           | 28        | 28      | 34    | 34    | 9  |
| 542                  | 128            | 255     | 160          | 340   | 46           | 203   | 90      | 113          | 85        | 120     | 204   | 134   | 10 |
| 550                  | 134            | 271     | 144          | 369   | 47           | 181   | 81      | 97           | 67        | 137     | 217   | 129   | 11 |
| 4 693                | 1 129          | 2 678   | 886          | 3 259 | 295          | 1 434 | 831     | 591          | 725       | 1 220   | 1 673 | 1 075 | 12 |
| 4 102                | 956            | 2 354   | 793          | 2 805 | 267          | 1 297 | 760     | 525          | 631       | 1 074   | 1 459 | 938   | 13 |
| 403                  | 133            | 222     | 49           | 324   | 21           | 80    | 52      | 28           | 66        | 102     | 138   | 97    | 14 |
| 187                  | 40             | 103     | 44           | 130   | 6            | 57    | 19      | 38           | 29        | 44      | 75    | 39    | 15 |
| 724                  | 34             | 350     | 340          | 216   | 50           | 508   | 218     | 290          | 52        | 118     | 395   | 158   | 16 |
| 574                  | 27             | 286     | 260          | 164   | 33           | 409   | 182     | 227          | 35        | 95      | 320   | 124   | 17 |
| 129                  | 6              | 59      | 64           | 47    | 15           | 82    | 33      | 49           | 15        | 21      | 62    | 32    | 18 |
| 21                   | -              | 5       | 16           | 5     | 2            | 16    | 2       | 14           | 2         | 3       | 14    | 3     | 19 |
| 371                  | 147            | 204     | 20           | 334   | 17           | 38    | 35      | 3            | 137       | 56      | 75    | 103   | 20 |
| 229                  | 92             | 119     | 18           | 206   | 15           | 23    | 20      | 3            | 97        | 35      | 46    | 51    | 21 |
| 113                  | 43             | 68      | 2            | 105   | 2            | 8     | 8       | -            | 30        | 18      | 22    | 42    | 22 |
| 29                   | 12             | 17      | -            | 23    | -            | 6     | 6       | -            | 10        | 3       | 7     | 9     | 23 |
| 3 850                | 885            | 2 172   | 793          | 2 528 | 215          | 1 322 | 733     | 578          | 629       | 941     | 1 403 | 878   | 24 |
| 522                  | 135            | 267     | 120          | 344   | 44           | 179   | 103     | 76           | 60        | 133     | 188   | 141   | 25 |
| 1 184                | 229            | 675     | 279          | 774   | 88           | 410   | 219     | 191          | 196       | 259     | 450   | 279   | 26 |
| 231                  | 60             | 118     | 54           | 163   | 15           | 69    | 30      | 39           | 29        | 62      | 103   | 38    | 27 |
| 2 980                | 624            | 1 771   | 585          | 1 907 | 151          | 1 073 | 632     | 434          | 472       | 681     | 1 147 | 680   | 28 |
| 372                  | 128            | 182     | 62           | 277   | 37           | 95    | 68      | 25           | 59        | 85      | 110   | 118   | 29 |
| 1 961                | 432            | 1 058   | 472          | 1 318 | 155          | 644   | 324     | 317          | 312       | 520     | 679   | 451   | 30 |
| 223                  | 56             | 95      | 72           | 126   | 5            | 97    | 30      | 67           | 39        | 44      | 93    | 46    | 31 |
| 252                  | 69             | 127     | 56           | 181   | 15           | 71    | 30      | 41           | 31        | 65      | 114   | 41    | 32 |



**Table 3-12. Income Characteristics—Owner Occupied Units**

[Numbers in thousands. Consistent with the 1990 Census. ... means not applicable or sample too small. – means zero or rounds to zero]

|           | Characteristics   | Total occupied units | Housing unit characteristics |               |                   |               | Household characteristics |               |                             |                    |                     |
|-----------|---|----------------------|------------------------------|---------------|-------------------|---------------|---------------------------|---------------|-----------------------------|--------------------|---------------------|
|           |   |                      | New construction 4 years     | Mobile homes  | Physical problems |               | Black                     | Hispanic      | Elderly (65 years and over) | Moved in past year | Below poverty level |
|           |   |                      |                              |               | Severe            | Moderate      |                           |               |                             |                    |                     |
| <b>1</b>  | <b>Total .....</b>  | <b>68 796</b>        | <b>4 825</b>                 | <b>5 649</b>  | <b>869</b>        | <b>2 056</b>  | <b>6 013</b>              | <b>4 087</b>  | <b>17 196</b>               | <b>5 636</b>       | <b>6 276</b>        |
|           | <b>Household Income</b>   |                      |                              |               |                   |               |                           |               |                             |                    |                     |
| 2         | Less than \$5,000 .....   | 2 824                | 143                          | 324           | 84                | 142           | 374                       | 155           | 1 312                       | 203                | 2 824               |
| 3         | \$5,000 to \$9,999 .....  | 3 089                | 112                          | 590           | 84                | 263           | 466                       | 184           | 2 027                       | 156                | 2 329               |
| 4         | \$10,000 to \$14,999 .....  | 3 967                | 125                          | 577           | 85                | 248           | 452                       | 266           | 2 440                       | 220                | 675                 |
| 5         | \$15,000 to \$19,999 .....  | 3 701                | 226                          | 590           | 75                | 159           | 386                       | 229           | 1 960                       | 207                | 305                 |
| 6         | \$20,000 to \$24,999 .....  | 4 017                | 226                          | 545           | 46                | 158           | 446                       | 341           | 1 717                       | 302                | 108                 |
| 7         | \$25,000 to \$29,999 .....  | 3 987                | 248                          | 412           | 51                | 123           | 411                       | 279           | 1 469                       | 323                | 32                  |
| 8         | \$30,000 to \$34,999 .....  | 4 555                | 261                          | 598           | 72                | 192           | 478                       | 300           | 1 210                       | 401                | 4                   |
| 9         | \$35,000 to \$39,999 .....  | 3 753                | 267                          | 428           | 52                | 125           | 408                       | 281           | 826                         | 334                | –                   |
| 10        | \$40,000 to \$49,999 .....  | 6 808                | 445                          | 533           | 88                | 162           | 515                       | 434           | 1 212                       | 589                | –                   |
| 11        | \$50,000 to \$59,999 .....  | 6 278                | 453                          | 420           | 53                | 138           | 495                       | 369           | 845                         | 552                | –                   |
| 12        | \$60,000 to \$79,999 .....  | 9 793                | 754                          | 381           | 84                | 142           | 705                       | 526           | 907                         | 863                | –                   |
| 13        | \$80,000 to \$99,999 .....  | 5 774                | 543                          | 114           | 55                | 83            | 377                       | 305           | 379                         | 554                | –                   |
| 14        | \$100,000 to \$119,999 .....  | 3 646                | 345                          | 71            | 11                | 37            | 184                       | 168           | 350                         | 299                | –                   |
| 15        | \$120,000 or more .....   | 6 604                | 676                          | 66            | 30                | 85            | 318                       | 248           | 544                         | 632                | –                   |
| <b>16</b> | <b>Median .....</b>   | <b>46 616</b>        | <b>57 933</b>                | <b>27 409</b> | <b>30 753</b>     | <b>27 373</b> | <b>34 940</b>             | <b>40 158</b> | <b>22 502</b>               | <b>51 496</b>      | <b>5 674</b>        |
|           | As percent of poverty level:  |                      |                              |               |                   |               |                           |               |                             |                    |                     |
| 17        | Less than 50 percent .....  | 2 989                | 163                          | 387           | 84                | 178           | 424                       | 183           | 1 267                       | 230                | 2 989               |
| 18        | 50 to 99 .....  | 3 287                | 181                          | 656           | 108               | 257           | 584                       | 350           | 1 543                       | 219                | 3 287               |
| 19        | 100 to 149 .....  | 4 856                | 231                          | 787           | 99                | 349           | 640                       | 475           | 2 297                       | 258                | ...                 |
| 20        | 150 to 199 .....  | 5 644                | 280                          | 750           | 81                | 217           | 572                       | 478           | 2 391                       | 407                | ...                 |
| 21        | 200 percent or more .....   | 52 020               | 3 970                        | 3 068         | 497               | 1 056         | 3 794                     | 2 601         | 9 698                       | 4 522              | ...                 |
|           | <b>Income of Families and Primary Individuals</b>                     |                      |                              |               |                   |               |                           |               |                             |                    |                     |
| 22        | Less than \$5,000 .....   | 2 958                | 155                          | 361           | 95                | 153           | 391                       | 168           | 1 324                       | 239                | 2 897               |
| 23        | \$5,000 to \$9,999 .....  | 3 116                | 105                          | 575           | 75                | 261           | 473                       | 188           | 2 034                       | 141                | 2 288               |
| 24        | \$10,000 to \$14,999 .....  | 4 059                | 142                          | 607           | 89                | 253           | 456                       | 271           | 2 459                       | 234                | 655                 |
| 25        | \$15,000 to \$19,999 .....  | 3 800                | 233                          | 605           | 76                | 166           | 400                       | 243           | 1 955                       | 235                | 299                 |
| 26        | \$20,000 to \$24,999 .....  | 4 100                | 237                          | 562           | 47                | 151           | 465                       | 341           | 1 713                       | 305                | 102                 |
| 27        | \$25,000 to \$29,999 .....  | 4 095                | 240                          | 397           | 48                | 138           | 425                       | 276           | 1 479                       | 327                | 32                  |
| 28        | \$30,000 to \$34,999 .....  | 4 634                | 257                          | 581           | 75                | 180           | 470                       | 310           | 1 210                       | 420                | 4                   |
| 29        | \$35,000 to \$39,999 .....  | 3 803                | 270                          | 423           | 52                | 116           | 397                       | 276           | 814                         | 354                | –                   |
| 30        | \$40,000 to \$49,999 .....  | 6 717                | 443                          | 517           | 88                | 163           | 502                       | 430           | 1 209                       | 569                | –                   |
| 31        | \$50,000 to \$59,999 .....  | 6 175                | 447                          | 415           | 48                | 134           | 484                       | 370           | 833                         | 536                | –                   |
| 32        | \$60,000 to \$79,999 .....  | 9 574                | 750                          | 359           | 80                | 140           | 690                       | 517           | 902                         | 824                | –                   |
| 33        | \$80,000 to \$99,999 .....  | 5 679                | 549                          | 115           | 55                | 85            | 367                       | 296           | 382                         | 541                | –                   |
| 34        | \$100,000 to \$119,999 .....  | 3 608                | 332                          | 70            | 11                | 32            | 180                       | 161           | 344                         | 296                | –                   |
| 35        | \$120,000 or more .....   | 6 477                | 664                          | 64            | 30                | 84            | 314                       | 241           | 538                         | 616                | –                   |
| <b>36</b> | <b>Median .....</b>   | <b>45 706</b>        | <b>57 388</b>                | <b>26 455</b> | <b>30 291</b>     | <b>26 629</b> | <b>34 221</b>             | <b>39 481</b> | <b>22 412</b>               | <b>49 894</b>      | <b>5 527</b>        |
|           | <b>Income Sources of Families and Primary Individuals<sup>1</sup></b> |                      |                              |               |                   |               |                           |               |                             |                    |                     |
| 37        | Wages and salaries .....  | 53 109               | 4 217                        | 4 102         | 614               | 1 498         | 4 713                     | 3 505         | 5 458                       | 5 023              | 1 804               |
| 38        | Wages and salaries were majority of income                            | 47 470               | 3 898                        | 3 678         | 535               | 1 334         | 4 336                     | 3 265         | 2 993                       | 4 655              | 1 516               |
| 39        | 2 or more people each earned over 20% of wages and salaries .....     | 20 900               | 1 844                        | 1 273         | 160               | 518           | 1 893                     | 1 583         | 891                         | 1 924              | 241                 |
| 40        | Business, farm, or ranch .....  | 8 621                | 568                          | 427           | 85                | 227           | 342                       | 363           | 1 457                       | 567                | 539                 |
| 41        | Social Security or pensions .....                                     | 22 271               | 806                          | 1 880         | 328               | 676           | 1 880                     | 913           | 16 123                      | 821                | 3 281               |
| 42        | Interest .....  | 28 371               | 1 740                        | 1 142         | 249               | 434           | 1 150                     | 868           | 10 000                      | 1 915              | 1 530               |
| 43        | Stock dividend(s) .....   | 15 643               | 1 037                        | 395           | 123               | 229           | 570                       | 426           | 4 902                       | 1 115              | 660                 |
| 44        | Rental income with lodger(s) .....                                    | 5 667                | 306                          | 181           | 44                | 176           | 383                       | 356           | 1 534                       | 446                | 331                 |
| 45        | Welfare or SSI .....  | 1 624                | 116                          | 289           | 57                | 128           | 377                       | 198           | 507                         | 136                | 577                 |
| 46        | Alimony or child support .....  | 2 604                | 260                          | 282           | 20                | 104           | 257                       | 155           | 125                         | 279                | 254                 |
| 47        | Other .....   | 5 728                | 302                          | 587           | 92                | 214           | 523                       | 357           | 1 224                       | 436                | 589                 |
|           | <b>Amount of Savings and Investments</b>                              |                      |                              |               |                   |               |                           |               |                             |                    |                     |
| 48        | Income of \$25,000 or less .....                                      | 18 869               | 933                          | 2 815         | 390               | 1 007         | 2 269                     | 1 254         | 9 870                       | 1 224              | 6 255               |
| 49        | No savings or investments .....                                       | 8 977                | 553                          | 1 840         | 248               | 703           | 1 575                     | 882           | 3 863                       | 640                | 3 315               |
| 50        | \$25,000 or less .....  | 4 452                | 158                          | 551           | 97                | 170           | 350                       | 215           | 2 697                       | 263                | 1 085               |
| 51        | More than \$25,000 .....  | 2 795                | 94                           | 152           | 26                | 60            | 66                        | 80            | 1 966                       | 122                | 752                 |
| 52        | Not reported .....  | 2 645                | 128                          | 272           | 20                | 74            | 279                       | 77            | 1 343                       | 200                | 1 103               |
|           | <b>Food Stamps</b>  |                      |                              |               |                   |               |                           |               |                             |                    |                     |
| 53        | Income of \$25,000 or less .....                                      | 18 869               | 933                          | 2 815         | 390               | 1 007         | 2 269                     | 1 254         | 9 870                       | 1 224              | 6 255               |
| 54        | Family members received food stamps .....                             | 1 061                | 83                           | 338           | 66                | 153           | 281                       | 132           | 314                         | 78                 | 733                 |
| 55        | Did not receive food stamps .....                                     | 16 542               | 775                          | 2 324         | 313               | 805           | 1 806                     | 1 066         | 9 182                       | 1 016              | 4 907               |
| 56        | Not reported .....  | 1 267                | 75                           | 153           | 11                | 48            | 182                       | 55            | 374                         | 130                | 615                 |

<sup>1</sup>Figures may not add to total because more than one category may apply to a unit.

| Total occupied units | In MSAs        |               | Outside MSAs  | Urban         |               | Rural         |               |               | Regions       |               |               |               |           |
|----------------------|----------------|---------------|---------------|---------------|---------------|---------------|---------------|---------------|---------------|---------------|---------------|---------------|-----------|
|                      | Central cities | Suburbs       |               | Total         | Outside MSAs  | Total         | Suburbs       | Outside MSAs  | Northeast     | Midwest       | South         | West          |           |
| <b>68 796</b>        | <b>15 512</b>  | <b>36 015</b> | <b>17 269</b> | <b>44 139</b> | <b>4 972</b>  | <b>24 657</b> | <b>12 256</b> | <b>12 297</b> | <b>12 644</b> | <b>17 568</b> | <b>25 180</b> | <b>13 403</b> | <b>1</b>  |
| 2 824                | 684            | 1 229         | 911           | 1 681         | 233           | 1 143         | 462           | 678           | 431           | 676           | 1 187         | 530           | 2         |
| 3 089                | 674            | 1 240         | 1 175         | 1 786         | 370           | 1 303         | 498           | 805           | 473           | 616           | 1 517         | 484           | 3         |
| 3 967                | 874            | 1 671         | 1 421         | 2 385         | 449           | 1 582         | 604           | 972           | 698           | 1 040         | 1 606         | 623           | 4         |
| 3 701                | 835            | 1 557         | 1 309         | 2 156         | 365           | 1 545         | 593           | 944           | 702           | 949           | 1 442         | 608           | 5         |
| 4 017                | 906            | 1 797         | 1 314         | 2 457         | 433           | 1 561         | 675           | 881           | 609           | 1 093         | 1 636         | 680           | 6         |
| 3 987                | 919            | 1 962         | 1 106         | 2 519         | 344           | 1 468         | 704           | 762           | 611           | 1 061         | 1 605         | 711           | 7         |
| 4 555                | 1 117          | 2 091         | 1 347         | 2 773         | 354           | 1 782         | 782           | 993           | 703           | 1 221         | 1 826         | 805           | 8         |
| 3 753                | 871            | 1 874         | 1 008         | 2 351         | 326           | 1 402         | 718           | 682           | 580           | 866           | 1 600         | 707           | 9         |
| 6 808                | 1 508          | 3 502         | 1 799         | 4 225         | 513           | 2 583         | 1 285         | 1 286         | 1 271         | 1 887         | 2 430         | 1 220         | 10        |
| 6 278                | 1 457          | 3 210         | 1 611         | 3 955         | 407           | 2 323         | 1 111         | 1 203         | 1 057         | 1 775         | 2 211         | 1 234         | 11        |
| 9 793                | 2 260          | 5 502         | 2 031         | 6 486         | 559           | 3 307         | 1 808         | 1 473         | 1 920         | 2 681         | 3 195         | 1 997         | 12        |
| 5 774                | 1 244          | 3 620         | 910           | 3 959         | 257           | 1 815         | 1 152         | 653           | 1 214         | 1 438         | 1 879         | 1 244         | 13        |
| 3 646                | 789            | 2 378         | 479           | 2 585         | 138           | 1 061         | 718           | 341           | 810           | 892           | 1 150         | 794           | 14        |
| 6 604                | 1 374          | 4 382         | 848           | 4 821         | 224           | 1 783         | 1 146         | 624           | 1 565         | 1 374         | 1 897         | 1 767         | 15        |
| <b>46 616</b>        | <b>45 809</b>  | <b>53 377</b> | <b>35 253</b> | <b>49 375</b> | <b>34 125</b> | <b>42 102</b> | <b>48 500</b> | <b>35 827</b> | <b>52 315</b> | <b>46 693</b> | <b>40 708</b> | <b>52 702</b> | <b>16</b> |
| 2 989                | 718            | 1 278         | 994           | 1 737         | 232           | 1 252         | 488           | 762           | 459           | 700           | 1 263         | 566           | 17        |
| 3 287                | 826            | 1 275         | 1 186         | 1 938         | 331           | 1 349         | 493           | 855           | 442           | 679           | 1 610         | 556           | 18        |
| 4 856                | 995            | 2 114         | 1 747         | 2 744         | 515           | 2 112         | 874           | 1 232         | 807           | 1 141         | 2 098         | 810           | 19        |
| 5 644                | 1 217          | 2 521         | 1 905         | 3 428         | 639           | 2 216         | 938           | 1 266         | 959           | 1 465         | 2 186         | 1 034         | 20        |
| 52 020               | 11 756         | 28 826        | 11 437        | 34 292        | 3 255         | 17 728        | 9 462         | 8 183         | 9 976         | 13 584        | 18 022        | 10 438        | 21        |
| 2 958                | 705            | 1 303         | 950           | 1 767         | 240           | 1 191         | 478           | 710           | 442           | 688           | 1 248         | 579           | 22        |
| 3 116                | 693            | 1 236         | 1 187         | 1 796         | 373           | 1 320         | 507           | 813           | 485           | 625           | 1 529         | 477           | 23        |
| 4 059                | 892            | 1 723         | 1 444         | 2 444         | 466           | 1 616         | 631           | 978           | 710           | 1 056         | 1 646         | 647           | 24        |
| 3 800                | 871            | 1 600         | 1 329         | 2 223         | 365           | 1 577         | 606           | 964           | 710           | 992           | 1 478         | 621           | 25        |
| 4 100                | 915            | 1 838         | 1 346         | 2 529         | 464           | 1 571         | 683           | 883           | 616           | 1 098         | 1 685         | 701           | 26        |
| 4 095                | 957            | 2 008         | 1 131         | 2 576         | 333           | 1 519         | 717           | 798           | 623           | 1 072         | 1 671         | 730           | 27        |
| 4 634                | 1 124          | 2 175         | 1 336         | 2 835         | 341           | 1 800         | 798           | 994           | 724           | 1 251         | 1 834         | 825           | 28        |
| 3 803                | 891            | 1 904         | 1 008         | 2 405         | 328           | 1 398         | 716           | 679           | 591           | 889           | 1 581         | 741           | 29        |
| 6 717                | 1 512          | 3 436         | 1 769         | 4 168         | 506           | 2 550         | 1 272         | 1 263         | 1 288         | 1 851         | 2 390         | 1 188         | 30        |
| 6 175                | 1 433          | 3 167         | 1 575         | 3 877         | 396           | 2 298         | 1 115         | 1 178         | 1 046         | 1 740         | 2 152         | 1 236         | 31        |
| 9 574                | 2 204          | 5 379         | 1 992         | 6 341         | 548           | 3 233         | 1 763         | 1 443         | 1 866         | 2 626         | 3 107         | 1 975         | 32        |
| 5 679                | 1 204          | 3 578         | 898           | 3 886         | 254           | 1 793         | 1 140         | 644           | 1 190         | 1 440         | 1 847         | 1 202         | 33        |
| 3 608                | 780            | 2 357         | 470           | 2 565         | 136           | 1 042         | 705           | 334           | 803           | 880           | 1 138         | 786           | 34        |
| 6 477                | 1 331          | 4 311         | 836           | 4 726         | 222           | 1 751         | 1 124         | 614           | 1 551         | 1 359         | 1 874         | 1 694         | 35        |
| <b>45 706</b>        | <b>44 676</b>  | <b>52 479</b> | <b>34 670</b> | <b>48 386</b> | <b>33 597</b> | <b>41 325</b> | <b>47 795</b> | <b>35 058</b> | <b>51 278</b> | <b>46 011</b> | <b>39 742</b> | <b>51 552</b> | <b>36</b> |
| 53 109               | 12 008         | 28 730        | 12 371        | 34 378        | 3 442         | 18 731        | 9 720         | 8 928         | 9 839         | 13 741        | 19 132        | 10 397        | 37        |
| 47 470               | 10 791         | 25 844        | 10 834        | 30 774        | 2 949         | 16 696        | 8 735         | 7 886         | 8 838         | 12 373        | 17 107        | 9 152         | 38        |
| 20 900               | 4 634          | 11 598        | 4 668         | 13 544        | 1 266         | 7 356         | 3 914         | 3 401         | 3 920         | 5 547         | 7 461         | 3 972         | 39        |
| 8 621                | 1 523          | 4 191         | 2 907         | 4 722         | 640           | 3 899         | 1 623         | 2 267         | 1 379         | 2 430         | 2 789         | 2 024         | 40        |
| 22 271               | 5 002          | 10 815        | 6 454         | 14 202        | 2 076         | 8 070         | 3 662         | 4 379         | 4 271         | 5 399         | 8 418         | 4 184         | 41        |
| 28 371               | 6 128          | 15 834        | 6 408         | 18 955        | 2 051         | 9 416         | 5 015         | 4 357         | 6 151         | 7 745         | 8 716         | 5 760         | 42        |
| 15 643               | 3 356          | 9 225         | 3 062         | 10 789        | 989           | 4 854         | 2 759         | 2 074         | 3 439         | 4 132         | 4 770         | 3 302         | 43        |
| 5 667                | 1 457          | 2 830         | 1 380         | 3 681         | 383           | 1 986         | 979           | 997           | 1 199         | 1 407         | 1 685         | 1 376         | 44        |
| 1 624                | 451            | 693           | 480           | 997           | 124           | 627           | 271           | 356           | 274           | 336           | 682           | 332           | 45        |
| 2 604                | 568            | 1 287         | 750           | 1 643         | 242           | 961           | 452           | 507           | 420           | 724           | 959           | 501           | 46        |
| 5 728                | 1 325          | 2 874         | 1 529         | 3 522         | 431           | 2 206         | 1 092         | 1 098         | 1 055         | 1 412         | 1 942         | 1 320         | 47        |
| 18 869               | 4 265          | 8 088         | 6 515         | 11 292        | 1 988         | 7 576         | 3 029         | 4 527         | 3 085         | 4 686         | 7 936         | 3 162         | 48        |
| 8 977                | 2 054          | 3 500         | 3 423         | 5 013         | 982           | 3 964         | 1 507         | 2 441         | 1 118         | 1 983         | 4 539         | 1 337         | 49        |
| 4 452                | 1 017          | 1 985         | 1 450         | 2 756         | 455           | 1 696         | 701           | 994           | 874           | 1 305         | 1 455         | 817           | 50        |
| 2 795                | 555            | 1 360         | 880           | 1 797         | 314           | 998           | 427           | 566           | 566           | 828           | 813           | 588           | 51        |
| 2 645                | 639            | 1 243         | 763           | 1 727         | 237           | 919           | 393           | 525           | 527           | 570           | 1 128         | 420           | 52        |
| 18 869               | 4 265          | 8 088         | 6 515         | 11 292        | 1 988         | 7 576         | 3 029         | 4 527         | 3 085         | 4 686         | 7 936         | 3 162         | 53        |
| 1 061                | 253            | 335           | 473           | 502           | 90            | 559           | 175           | 383           | 138           | 231           | 564           | 128           | 54        |
| 16 542               | 3 685          | 7 168         | 5 688         | 9 960         | 1 816         | 6 581         | 2 689         | 3 872         | 2 737         | 4 232         | 6 743         | 2 829         | 55        |
| 1 267                | 328            | 585           | 354           | 830           | 83            | 436           | 165           | 271           | 209           | 223           | 629           | 205           | 56        |

**Table 3-13. Selected Housing Costs—Owner Occupied Units**

[Numbers in thousands. Consistent with the 1990 Census. ... means not applicable or sample too small. – means zero or rounds to zero]

|           | Characteristics  | Total occupied units | Housing unit characteristics |              |                   |              | Household characteristics |              |                             |                    |                     |
|-----------|--|----------------------|------------------------------|--------------|-------------------|--------------|---------------------------|--------------|-----------------------------|--------------------|---------------------|
|           |  |                      | New construction 4 years     | Mobile homes | Physical problems |              | Black                     | Hispanic     | Elderly (65 years and over) | Moved in past year | Below poverty level |
|           |  |                      |                              |              | Severe            | Moderate     |                           |              |                             |                    |                     |
| <b>1</b>  | <b>Total .....</b>   | <b>68 796</b>        | <b>4 825</b>                 | <b>5 649</b> | <b>869</b>        | <b>2 056</b> | <b>6 013</b>              | <b>4 087</b> | <b>17 196</b>               | <b>5 636</b>       | <b>6 276</b>        |
|           | <b>Monthly Housing Costs</b>   |                      |                              |              |                   |              |                           |              |                             |                    |                     |
| 2         | Less than \$100 .....  | 1 202                | 48                           | 356          | 74                | 121          | 148                       | 92           | 548                         | 93                 | 387                 |
| 3         | \$100 to \$199 .....   | 7 712                | 325                          | 1 308        | 166               | 512          | 843                       | 431          | 3 763                       | 384                | 1 476               |
| 4         | \$200 to \$249 .....   | 5 221                | 178                          | 448          | 71                | 226          | 524                       | 281          | 2 502                       | 232                | 766                 |
| 5         | \$250 to \$299 .....   | 4 675                | 155                          | 448          | 75                | 146          | 375                       | 249          | 2 118                       | 246                | 643                 |
| 6         | \$300 to \$349 .....   | 3 588                | 116                          | 362          | 33                | 114          | 351                       | 176          | 1 526                       | 173                | 380                 |
| 7         | \$350 to \$399 .....   | 3 170                | 194                          | 400          | 44                | 95           | 264                       | 117          | 1 121                       | 202                | 345                 |
| 8         | \$400 to \$449 .....   | 2 676                | 145                          | 364          | 39                | 90           | 263                       | 112          | 946                         | 158                | 262                 |
| 9         | \$450 to \$499 .....   | 2 420                | 143                          | 292          | 32                | 73           | 235                       | 129          | 657                         | 136                | 295                 |
| 10        | \$500 to \$599 .....   | 4 593                | 290                          | 572          | 41                | 122          | 425                       | 265          | 1 019                       | 314                | 361                 |
| 11        | \$600 to \$699 .....   | 4 215                | 307                          | 374          | 57                | 104          | 393                       | 308          | 654                         | 384                | 298                 |
| 12        | \$700 to \$799 .....   | 4 071                | 308                          | 314          | 40                | 76           | 400                       | 300          | 468                         | 382                | 223                 |
| 13        | \$800 to \$999 .....   | 7 205                | 564                          | 258          | 53                | 108          | 611                       | 418          | 610                         | 728                | 257                 |
| 14        | \$1,000 to \$1,249 .....   | 6 166                | 551                          | 84           | 65                | 73           | 458                       | 437          | 453                         | 632                | 212                 |
| 15        | \$1,250 to \$1,499 .....   | 4 240                | 480                          | 36           | 34                | 71           | 298                       | 341          | 279                         | 532                | 124                 |
| 16        | \$1,500 or more .....  | 7 642                | 1 020                        | 31           | 44                | 126          | 425                       | 430          | 534                         | 1 040              | 247                 |
| 17        | No cash rent .....   | ...                  | ...                          | ...          | ...               | ...          | ...                       | ...          | ...                         | ...                | ...                 |
| <b>18</b> | <b>Median (excludes no cash rent) .....</b>  | <b>581</b>           | <b>872</b>                   | <b>336</b>   | <b>368</b>        | <b>311</b>   | <b>501</b>                | <b>662</b>   | <b>292</b>                  | <b>831</b>         | <b>290</b>          |
|           | <b>Median Monthly Housing Costs for Owners</b>   |                      |                              |              |                   |              |                           |              |                             |                    |                     |
| <b>19</b> | <b>Monthly costs including all mortgages plus maintenance costs .....</b>                  | <b>615</b>           | <b>886</b>                   | <b>354</b>   | <b>387</b>        | <b>345</b>   | <b>538</b>                | <b>697</b>   | <b>315</b>                  | <b>855</b>         | <b>313</b>          |
| <b>20</b> | <b>Monthly costs excluding second and subsequent mortgages and maintenance costs .....</b> | <b>578</b>           | <b>869</b>                   | <b>336</b>   | <b>363</b>        | <b>310</b>   | <b>499</b>                | <b>657</b>   | <b>292</b>                  | <b>830</b>         | <b>290</b>          |
|           | <b>Monthly Housing Costs as Percent of Current Income<sup>1</sup></b>                      |                      |                              |              |                   |              |                           |              |                             |                    |                     |
| 21        | Less than 5 percent .....  | 5 163                | 301                          | 542          | 84                | 154          | 365                       | 249          | 1 040                       | 370                | 33                  |
| 22        | 5 to 9 percent .....   | 11 992               | 509                          | 993          | 135               | 390          | 931                       | 614          | 3 213                       | 619                | 103                 |
| 23        | 10 to 14 percent .....   | 11 948               | 715                          | 927          | 143               | 320          | 922                       | 574          | 3 062                       | 678                | 233                 |
| 24        | 15 to 19 percent .....   | 11 108               | 938                          | 815          | 100               | 285          | 833                       | 595          | 2 353                       | 947                | 280                 |
| 25        | 20 to 24 percent .....   | 7 761                | 676                          | 526          | 82                | 202          | 654                       | 422          | 1 578                       | 766                | 266                 |
| 26        | 25 to 29 percent .....   | 5 503                | 470                          | 465          | 69                | 151          | 516                       | 394          | 1 170                       | 686                | 380                 |
| 27        | 30 to 34 percent .....   | 3 450                | 302                          | 229          | 54                | 124          | 344                       | 247          | 769                         | 413                | 284                 |
| 28        | 35 to 39 percent .....   | 2 428                | 171                          | 206          | 38                | 56           | 285                       | 198          | 697                         | 246                | 303                 |
| 29        | 40 to 49 percent .....   | 2 610                | 269                          | 238          | 34                | 98           | 325                       | 243          | 789                         | 256                | 499                 |
| 30        | 50 to 59 percent .....   | 1 292                | 117                          | 119          | 24                | 45           | 150                       | 139          | 375                         | 141                | 300                 |
| 31        | 60 to 69 percent .....   | 849                  | 65                           | 93           | 17                | 34           | 80                        | 80           | 299                         | 92                 | 245                 |
| 32        | 70 to 99 percent .....   | 1 140                | 92                           | 113          | 11                | 26           | 171                       | 125          | 399                         | 141                | 433                 |
| 33        | 100 percent or more <sup>2</sup> .....   | 2 360                | 139                          | 248          | 43                | 111          | 290                       | 137          | 1 015                       | 175                | 1 750               |
| 34        | Zero or negative income .....  | 1 191                | 61                           | 136          | 35                | 59           | 146                       | 70           | 437                         | 106                | 1 166               |
| 35        | No cash rent .....   | ...                  | ...                          | ...          | ...               | ...          | ...                       | ...          | ...                         | ...                | ...                 |
| <b>36</b> | <b>Median (excludes 2 previous lines) .....</b>  | <b>17</b>            | <b>20</b>                    | <b>17</b>    | <b>18</b>         | <b>17</b>    | <b>19</b>                 | <b>20</b>    | <b>17</b>                   | <b>21</b>          | <b>56</b>           |
| <b>37</b> | <b>Median (excludes 3 lines before medians) .....</b>                                      | <b>17</b>            | <b>19</b>                    | <b>16</b>    | <b>17</b>         | <b>16</b>    | <b>18</b>                 | <b>19</b>    | <b>16</b>                   | <b>20</b>          | <b>37</b>           |
|           | <b>Rent Paid by Lodgers</b>  |                      |                              |              |                   |              |                           |              |                             |                    |                     |
| 38        | Lodgers in housing units .....   | 417                  | 31                           | 40           | 5                 | 13           | 24                        | 34           | 19                          | 92                 | 16                  |
| 39        | Less than \$100 per month .....  | 11                   | 2                            | —            | 4                 | —            | —                         | 2            | —                           | 5                  | —                   |
| 40        | \$100 to \$199 .....   | 58                   | 4                            | 15           | —                 | 5            | —                         | 7            | 6                           | 13                 | 9                   |
| 41        | \$200 to \$299 .....   | 70                   | 11                           | 18           | —                 | —            | 4                         | 5            | 3                           | 5                  | —                   |
| 42        | \$300 to \$399 .....   | 79                   | 3                            | 1            | —                 | 3            | —                         | 9            | 4                           | 22                 | —                   |
| 43        | \$400 or more per month .....  | 164                  | 9                            | 5            | 1                 | 4            | 16                        | 9            | 3                           | 42                 | 5                   |
| 44        | Not reported .....   | 36                   | 2                            | —            | —                 | 2            | 4                         | 1            | 2                           | 5                  | 2                   |
| <b>45</b> | <b>Median .....</b>  | <b>366</b>           | ...                          | ...          | ...               | ...          | ...                       | ...          | ...                         | <b>394</b>         | ...                 |
|           | <b>Monthly Cost Paid for Electricity</b>   |                      |                              |              |                   |              |                           |              |                             |                    |                     |
| 46        | Electricity used .....   | 68 741               | 4 825                        | 5 645        | 815               | 2 056        | 6 011                     | 4 087        | 17 182                      | 5 633              | 6 250               |
| 47        | Less than \$25 .....   | 3 338                | 150                          | 448          | 113               | 138          | 224                       | 244          | 1 358                       | 365                | 553                 |
| 48        | \$25 to \$49 .....   | 17 277               | 1 047                        | 1 415        | 221               | 578          | 1 281                     | 1 171        | 5 263                       | 1 457              | 1 907               |
| 49        | \$50 to \$74 .....   | 18 844               | 1 450                        | 1 542        | 212               | 565          | 1 577                     | 1 070        | 4 490                       | 1 790              | 1 586               |
| 50        | \$75 to \$99 .....   | 11 546               | 831                          | 882          | 125               | 332          | 1 076                     | 562          | 2 599                       | 750                | 761                 |
| 51        | \$100 to \$149 .....   | 10 702               | 876                          | 905          | 83                | 269          | 1 099                     | 569          | 2 070                       | 712                | 804                 |
| 52        | \$150 to \$199 .....   | 3 285                | 235                          | 240          | 18                | 33           | 355                       | 225          | 534                         | 176                | 267                 |
| 53        | \$200 or more .....  | 1 685                | 90                           | 60           | 19                | 67           | 196                       | 88           | 350                         | 151                | 152                 |
| <b>54</b> | <b>Median .....</b>  | <b>67</b>            | <b>70</b>                    | <b>64</b>    | <b>57</b>         | <b>62</b>    | <b>72</b>                 | <b>63</b>    | <b>60</b>                   | <b>62</b>          | <b>59</b>           |
| 55        | Included in rent, other fee, or obtained free .....  | 2 063                | 147                          | 153          | 24                | 73           | 203                       | 157          | 519                         | 232                | 219                 |
|           | <b>Monthly Cost Paid for Piped Gas</b>   |                      |                              |              |                   |              |                           |              |                             |                    |                     |
| 56        | Piped gas used .....   | 41 861               | 2 545                        | 1 573        | 497               | 1 227        | 4 028                     | 2 965        | 10 544                      | 3 505              | 3 514               |
| 57        | Less than \$25 .....   | 7 876                | 600                          | 461          | 116               | 320          | 766                       | 992          | 1 973                       | 843                | 766                 |
| 58        | \$25 to \$49 .....   | 15 441               | 1 030                        | 671          | 160               | 461          | 1 239                     | 1 047        | 3 988                       | 1 256              | 1 247               |
| 59        | \$50 to \$74 .....   | 8 367                | 491                          | 173          | 80                | 176          | 768                       | 318          | 2 091                       | 657                | 611                 |
| 60        | \$75 to \$99 .....   | 3 809                | 179                          | 71           | 54                | 65           | 431                       | 138          | 856                         | 250                | 291                 |
| 61        | \$100 to \$149 .....   | 1 886                | 52                           | 16           | 21                | 55           | 299                       | 99           | 455                         | 97                 | 175                 |
| 62        | \$150 to \$199 .....   | 628                  | 26                           | 3            | 11                | 25           | 144                       | 53           | 146                         | 46                 | 51                  |
| 63        | \$200 or more .....  | 461                  | 33                           | 13           | 10                | 26           | 80                        | 39           | 117                         | 53                 | 72                  |
| <b>64</b> | <b>Median .....</b>  | <b>43</b>            | <b>40</b>                    | <b>34</b>    | <b>42</b>         | <b>38</b>    | <b>47</b>                 | <b>33</b>    | <b>43</b>                   | <b>40</b>          | <b>42</b>           |
| 65        | Included in rent, other fee, or obtained free .....  | 3 394                | 134                          | 166          | 44                | 101          | 301                       | 279          | 918                         | 303                | 301                 |
|           | <b>Average Monthly Cost Paid for Fuel Oil</b>  |                      |                              |              |                   |              |                           |              |                             |                    |                     |
| 66        | Fuel oil used .....  | 9 890                | 346                          | 558          | 167               | 229          | 725                       | 337          | 2 875                       | 588                | 826                 |
| 67        | Less than \$25 .....   | 1 010                | 29                           | 101          | 16                | 34           | 108                       | 48           | 311                         | 79                 | 102                 |
| 68        | \$25 to \$49 .....   | 2 130                | 55                           | 166          | 35                | 53           | 89                        | 35           | 617                         | 95                 | 199                 |
| 69        | \$50 to \$74 .....   | 2 052                | 35                           | 53           | 32                | 33           | 103                       | 37           | 601                         | 92                 | 130                 |
| 70        | \$75 to \$99 .....   | 1 120                | 18                           | 12           | 13                | 21           | 67                        | 18           | 331                         | 60                 | 83                  |
| 71        | \$100 to \$149 .....   | 928                  | 15                           | 5            | 9                 | 5            | 46                        | 30           | 260                         | 18                 | 45                  |
| 72        | \$150 to \$199 .....   | 254                  | —                            | —            | 2                 | 5            | 26                        | 7            | 73                          | 5                  | 18                  |
| 73        | \$200 or more .....  | 132                  | —                            | —            | 3                 | —            | 20                        | 9            | 38                          | 7                  | 11                  |
| <b>74</b> | <b>Median .....</b>  | <b>58</b>            | <b>46</b>                    | <b>35</b>    | <b>53</b>         | <b>45</b>    | <b>58</b>                 | <b>56</b>    | <b>58</b>                   | <b>51</b>          | <b>49</b>           |
| 75        | Included in rent, other fee, or obtained free .....  | 2 263                | 192                          | 222          | 57                | 79           | 267                       | 152          | 643                         | 232                | 238                 |

| Total occupied units | In MSAs        |               | Outside MSAs  | Urban         |              | Rural         |               |               | Regions       |               |               |               |           |
|----------------------|----------------|---------------|---------------|---------------|--------------|---------------|---------------|---------------|---------------|---------------|---------------|---------------|-----------|
|                      | Central cities | Suburbs       |               | Total         | Outside MSAs | Total         | Suburbs       | Outside MSAs  | Northeast     | Midwest       | South         | West          |           |
| <b>68 796</b>        | <b>15 512</b>  | <b>36 015</b> | <b>17 269</b> | <b>44 139</b> | <b>4 972</b> | <b>24 657</b> | <b>12 256</b> | <b>12 297</b> | <b>12 644</b> | <b>17 568</b> | <b>25 180</b> | <b>13 403</b> | <b>1</b>  |
| 1 202                | 245            | 372           | 584           | 473           | 97           | 729           | 239           | 487           | 121           | 146           | 758           | 177           | 2         |
| 7 712                | 1 401          | 2 772         | 3 539         | 3 703         | 941          | 4 010         | 1 401         | 2 598         | 550           | 1 874         | 4 199         | 1 089         | 3         |
| 5 221                | 1 135          | 2 211         | 1 875         | 3 023         | 572          | 2 198         | 896           | 1 303         | 562           | 1 522         | 2 168         | 968           | 4         |
| 4 675                | 1 109          | 2 121         | 1 446         | 2 907         | 494          | 1 769         | 807           | 952           | 696           | 1 446         | 1 686         | 848           | 5         |
| 3 588                | 903            | 1 705         | 980           | 2 312         | 290          | 1 276         | 577           | 689           | 738           | 1 057         | 1 195         | 597           | 6         |
| 3 170                | 729            | 1 551         | 890           | 2 011         | 249          | 1 159         | 517           | 642           | 679           | 908           | 1 092         | 491           | 7         |
| 2 676                | 611            | 1 346         | 718           | 1 761         | 200          | 915           | 388           | 518           | 626           | 705           | 902           | 443           | 8         |
| 2 420                | 514            | 1 265         | 640           | 1 536         | 197          | 884           | 439           | 442           | 555           | 668           | 888           | 309           | 9         |
| 4 593                | 1 065          | 2 197         | 1 331         | 2 846         | 407          | 1 747         | 818           | 924           | 939           | 1 370         | 1 646         | 638           | 10        |
| 4 215                | 1 055          | 2 027         | 1 134         | 2 755         | 331          | 1 461         | 653           | 803           | 778           | 1 274         | 1 536         | 628           | 11        |
| 4 071                | 970            | 2 139         | 962           | 2 638         | 307          | 1 433         | 775           | 656           | 722           | 1 135         | 1 632         | 582           | 12        |
| 7 205                | 1 779          | 4 064         | 1 362         | 4 895         | 431          | 2 310         | 1 364         | 931           | 1 396         | 1 949         | 2 565         | 1 296         | 13        |
| 6 166                | 1 421          | 3 958         | 787           | 4 421         | 253          | 1 745         | 1 197         | 534           | 1 323         | 1 457         | 1 828         | 1 558         | 14        |
| 4 240                | 924            | 2 901         | 414           | 3 158         | 90           | 1 082         | 750           | 325           | 979           | 869           | 1 145         | 1 246         | 15        |
| 7 642                | 1 650          | 5 385         | 608           | 5 701         | 114          | 1 941         | 1 435         | 493           | 1 979         | 1 188         | 1 941         | 2 534         | 16        |
| ...                  | ...            | ...           | ...           | ...           | ...          | ...           | ...           | ...           | ...           | ...           | ...           | ...           | 17        |
| <b>581</b>           | <b>604</b>     | <b>721</b>    | <b>362</b>    | <b>654</b>    | <b>369</b>   | <b>465</b>    | <b>607</b>    | <b>359</b>    | <b>711</b>    | <b>533</b>    | <b>483</b>    | <b>788</b>    | <b>18</b> |
| <b>615</b>           | <b>648</b>     | <b>754</b>    | <b>390</b>    | <b>692</b>    | <b>400</b>   | <b>495</b>    | <b>640</b>    | <b>386</b>    | <b>751</b>    | <b>564</b>    | <b>514</b>    | <b>829</b>    | <b>19</b> |
| <b>578</b>           | <b>600</b>     | <b>715</b>    | <b>361</b>    | <b>649</b>    | <b>368</b>   | <b>463</b>    | <b>603</b>    | <b>358</b>    | <b>709</b>    | <b>532</b>    | <b>480</b>    | <b>778</b>    | <b>20</b> |
| 5 163                | 1 055          | 2 403         | 1 706         | 2 829         | 350          | 2 334         | 969           | 1 356         | 635           | 1 290         | 2 223         | 1 016         | 21        |
| 11 992               | 2 607          | 5 797         | 3 588         | 7 285         | 1 035        | 4 707         | 2 143         | 2 553         | 1 982         | 3 282         | 4 774         | 1 954         | 22        |
| 11 948               | 2 605          | 6 161         | 3 182         | 7 514         | 922          | 4 434         | 2 145         | 2 280         | 2 192         | 3 520         | 4 919         | 1 916         | 23        |
| 11 108               | 2 491          | 6 078         | 2 539         | 7 358         | 838          | 3 750         | 2 030         | 1 701         | 1 935         | 3 085         | 4 062         | 2 026         | 24        |
| 7 761                | 1 763          | 4 369         | 1 630         | 5 243         | 527          | 2 518         | 1 399         | 1 103         | 1 515         | 1 979         | 2 659         | 1 608         | 25        |
| 5 503                | 1 189          | 3 119         | 1 195         | 3 639         | 361          | 1 864         | 1 025         | 834           | 1 202         | 1 271         | 1 816         | 1 214         | 26        |
| 3 450                | 808            | 1 917         | 725           | 2 348         | 220          | 1 102         | 591           | 505           | 753           | 747           | 1 133         | 817           | 27        |
| 2 428                | 554            | 1 400         | 474           | 1 652         | 148          | 776           | 445           | 326           | 530           | 469           | 841           | 587           | 28        |
| 2 610                | 648            | 1 398         | 563           | 1 803         | 148          | 807           | 392           | 415           | 563           | 520           | 890           | 636           | 29        |
| 1 292                | 372            | 639           | 281           | 858           | 70           | 434           | 223           | 211           | 281           | 248           | 436           | 327           | 30        |
| 849                  | 207            | 462           | 179           | 577           | 50           | 272           | 143           | 129           | 191           | 174           | 261           | 223           | 31        |
| 1 140                | 323            | 610           | 207           | 792           | 58           | 348           | 199           | 149           | 267           | 228           | 356           | 289           | 32        |
| 2 360                | 603            | 1 140         | 618           | 1 566         | 174          | 795           | 348           | 444           | 400           | 493           | 927           | 541           | 33        |
| 1 191                | 290            | 522           | 379           | 675           | 70           | 516           | 207           | 309           | 197           | 262           | 482           | 250           | 34        |
| ...                  | ...            | ...           | ...           | ...           | ...          | ...           | ...           | ...           | ...           | ...           | ...           | ...           | 35        |
| <b>17</b>            | <b>18</b>      | <b>18</b>     | <b>15</b>     | <b>18</b>     | <b>16</b>    | <b>16</b>     | <b>17</b>     | <b>15</b>     | <b>19</b>     | <b>16</b>     | <b>16</b>     | <b>19</b>     | <b>36</b> |
| <b>17</b>            | <b>17</b>      | <b>17</b>     | <b>14</b>     | <b>17</b>     | <b>15</b>    | <b>15</b>     | <b>16</b>     | <b>14</b>     | <b>18</b>     | <b>16</b>     | <b>16</b>     | <b>19</b>     | <b>37</b> |
| 417                  | 156            | 208           | 52            | 344           | 20           | 73            | 40            | 33            | 55            | 92            | 126           | 143           | 38        |
| 11                   | 4              | 3             | 4             | 11            | 4            | -             | -             | -             | 5             | -             | 2             | 4             | 39        |
| 58                   | 17             | 18            | 23            | 43            | 8            | 15            | -             | 15            | 5             | 17            | 17            | 19            | 40        |
| 70                   | 25             | 39            | 6             | 45            | -            | 25            | 19            | 6             | 7             | 26            | 22            | 15            | 41        |
| 79                   | 36             | 38            | 4             | 74            | 2            | 4             | 2             | 2             | 10            | 7             | 26            | 36            | 42        |
| 164                  | 60             | 90            | 13            | 144           | 6            | 20            | 12            | 7             | 20            | 29            | 48            | 68            | 43        |
| 36                   | 14             | 20            | 2             | 27            | -            | 9             | 7             | 2             | 9             | 13            | 11            | 2             | 44        |
| <b>366</b>           | <b>371</b>     | <b>390</b>    | <b>...</b>    | <b>380</b>    | <b>...</b>   | <b>269</b>    | <b>...</b>    | <b>...</b>    | <b>...</b>    | <b>284</b>    | <b>364</b>    | <b>391</b>    | <b>45</b> |
| 68 741               | 15 511         | 35 994        | 17 237        | 44 129        | 4 972        | 24 612        | 12 243        | 12 265        | 12 637        | 17 550        | 25 162        | 13 392        | 46        |
| 3 338                | 874            | 1 530         | 934           | 2 382         | 337          | 956           | 358           | 596           | 562           | 1 108         | 598           | 1 070         | 47        |
| 17 277               | 4 094          | 8 453         | 4 730         | 11 776        | 1 619        | 5 501         | 2 372         | 3 111         | 3 461         | 5 623         | 3 950         | 4 243         | 48        |
| 18 844               | 4 363          | 9 620         | 4 860         | 11 955        | 1 376        | 6 889         | 3 384         | 3 484         | 3 597         | 5 490         | 6 380         | 3 377         | 49        |
| 11 546               | 2 355          | 6 426         | 2 766         | 6 988         | 673          | 4 558         | 2 446         | 2 094         | 1 906         | 2 402         | 5 507         | 1 732         | 50        |
| 10 702               | 2 099          | 6 110         | 2 494         | 6 393         | 528          | 4 309         | 2 314         | 1 965         | 1 841         | 1 736         | 5 516         | 1 609         | 51        |
| 3 285                | 601            | 1 930         | 754           | 1 885         | 176          | 1 400         | 811           | 578           | 532           | 382           | 1 967         | 405           | 52        |
| 1 685                | 403            | 1 011         | 271           | 1 106         | 55           | 579           | 358           | 216           | 342           | 238           | 783           | 322           | 53        |
| <b>67</b>            | <b>64</b>      | <b>70</b>     | <b>64</b>     | <b>65</b>     | <b>58</b>    | <b>70</b>     | <b>74</b>     | <b>67</b>     | <b>65</b>     | <b>58</b>     | <b>81</b>     | <b>58</b>     | <b>54</b> |
| 2 063                | 722            | 914           | 428           | 1 643         | 208          | 420           | 201           | 219           | 396           | 571           | 461           | 635           | 55        |
| 41 861               | 12 591         | 21 993        | 7 277         | 33 644        | 3 708        | 8 217         | 4 607         | 3 569         | 7 188         | 13 397        | 11 093        | 10 184        | 56        |
| 7 876                | 2 586          | 3 911         | 1 380         | 6 314         | 710          | 1 561         | 882           | 670           | 674           | 1 015         | 3 381         | 2 807         | 57        |
| 15 441               | 4 458          | 7 999         | 2 984         | 12 333        | 1 603        | 3 108         | 1 705         | 1 381         | 1 348         | 5 576         | 4 152         | 4 366         | 58        |
| 8 367                | 2 236          | 4 686         | 1 445         | 6 637         | 705          | 1 730         | 985           | 740           | 1 644         | 3 505         | 1 765         | 1 452         | 59        |
| 3 809                | 1 119          | 2 129         | 562           | 3 093         | 244          | 716           | 396           | 318           | 1 299         | 1 518         | 635           | 356           | 60        |
| 1 886                | 644            | 1 047         | 195           | 1 597         | 97           | 289           | 191           | 98            | 976           | 497           | 243           | 170           | 61        |
| 628                  | 259            | 308           | 60            | 544           | 26           | 84            | 50            | 34            | 288           | 138           | 158           | 44            | 62        |
| 461                  | 176            | 226           | 60            | 359           | 17           | 102           | 60            | 43            | 206           | 109           | 102           | 45            | 63        |
| <b>43</b>            | <b>43</b>      | <b>45</b>     | <b>41</b>     | <b>43</b>     | <b>40</b>    | <b>43</b>     | <b>43</b>     | <b>43</b>     | <b>68</b>     | <b>48</b>     | <b>36</b>     | <b>35</b>     | <b>64</b> |
| 3 394                | 1 113          | 1 688         | 593           | 2 767         | 306          | 627           | 337           | 286           | 753           | 1 039         | 658           | 944           | 65        |
| 9 890                | 1 731          | 5 454         | 2 705         | 5 398         | 502          | 4 492         | 2 282         | 2 204         | 5 306         | 1 444         | 2 357         | 783           | 66        |
| 1 010                | 164            | 501           | 345           | 481           | 51           | 529           | 235           | 294           | 359           | 184           | 368           | 100           | 67        |
| 2 130                | 242            | 1 124         | 764           | 895           | 120          | 1 236         | 591           | 644           | 1 090         | 388           | 498           | 154           | 68        |
| 2 052                | 240            | 1 172         | 640           | 981           | 121          | 1 071         | 552           | 519           | 1 385         | 280           | 316           | 72            | 69        |
| 1 120                | 174            | 731           | 215           | 656           | 52           | 465           | 301           | 164           | 918           | 75            | 96            | 31            | 70        |
| 928                  | 111            | 643           | 175           | 571           | 34           | 357           | 216           | 141           | 801           | 60            | 50            | 18            | 71        |
| 254                  | 61             | 147           | 46            | 174           | 12           | 80            | 45            | 35            | 210           | 14            | 27            | 3             | 72        |
| 132                  | 49             | 70            | 13            | 104           | 3            | 27            | 18            | 10            | 102           | -             | 21            | 8             | 73        |
| <b>58</b>            | <b>62</b>      | <b>62</b>     | <b>50</b>     | <b>64</b>     | <b>55</b>    | <b>53</b>     | <b>57</b>     | <b>49</b>     | <b>68</b>     | <b>45</b>     | <b>41</b>     | <b>40</b>     | <b>74</b> |
| 2 263                | 691            | 1 065         | 507           | 1 535         | 110          | 727           | 323           | 397           | 442           | 443           | 980           | 398           | 75        |

**Table 3-13. Selected Housing Costs—Owner Occupied Units—Con.**

[Numbers in thousands. Consistent with the 1990 Census. ... means not applicable or sample too small. – means zero or rounds to zero]

| Characteristics  | Total occupied units                             | Housing unit characteristics |              |                   |            | Household characteristics |            |                             |                    |                     |            |
|--|--|------------------------------|--------------|-------------------|------------|---------------------------|------------|-----------------------------|--------------------|---------------------|------------|
|  |  | New construction 4 years     | Mobile homes | Physical problems |            | Black                     | Hispanic   | Elderly (65 years and over) | Moved in past year | Below poverty level |            |
|  |  |                              |              | Severe            | Moderate   |                           |            |                             |                    |                     |            |
| <b>Property Insurance</b>                                  |  |                              |              |                   |            |                           |            |                             |                    |                     |            |
| 1  | Property insurance paid .....                    | 64 423                       | 4 631        | 4 478             | 672        | 1 597                     | 5 376      | 3 453                       | 15 992             | 5 225               | 5 120      |
| 2  | <b>Median per month</b> .....                    | <b>37</b>                    | <b>39</b>    | <b>26</b>         | <b>35</b>  | <b>34</b>                 | <b>35</b>  | <b>38</b>                   | <b>36</b>          | <b>37</b>           | <b>33</b>  |
| <b>Monthly Costs Paid for Selected Utilities and Fuels</b> |  |                              |              |                   |            |                           |            |                             |                    |                     |            |
| 3  | Water paid separately .....                      | 47 745                       | 3 057        | 2 487             | 555        | 1 290                     | 4 557      | 3 196                       | 11 558             | 3 589               | 4 034      |
| 4  | <b>Median</b> .....                              | <b>29</b>                    | <b>33</b>    | <b>23</b>         | <b>23</b>  | <b>29</b>                 | <b>27</b>  | <b>36</b>                   | <b>24</b>          | <b>26</b>           | <b>24</b>  |
| 5  | Trash paid separately .....                      | 35 350                       | 2 464        | 2 067             | 334        | 914                       | 2 177      | 2 016                       | 8 364              | 2 513               | 2 737      |
| 6  | <b>Median</b> .....                              | <b>17</b>                    | <b>16</b>    | <b>14</b>         | <b>16</b>  | <b>15</b>                 | <b>16</b>  | <b>19</b>                   | <b>15</b>          | <b>16</b>           | <b>15</b>  |
| 7  | Bottled gas paid separately .....                | 7 355                        | 724          | 1 540             | 133        | 462                       | 535        | 281                         | 1 841              | 502                 | 914        |
| 8  | <b>Median</b> .....                              | <b>53</b>                    | <b>54</b>    | <b>47</b>         | <b>52</b>  | <b>45</b>                 | <b>56</b>  | <b>45</b>                   | <b>55</b>          | <b>47</b>           | <b>55</b>  |
| 9  | Other fuel paid separately .....                 | 5 975                        | 212          | 702               | 100        | 253                       | 432        | 259                         | 1 203              | 283                 | 571        |
| 10   | <b>Median</b> .....                              | <b>12</b>                    | <b>10-</b>   | <b>17</b>         | <b>18</b>  | <b>18</b>                 | <b>10-</b> | <b>10</b>                   | <b>14</b>          | <b>10-</b>          | <b>18</b>  |
| <b>Cost and Ownership Sharing</b>                          |  |                              |              |                   |            |                           |            |                             |                    |                     |            |
| 11   | Ownership shared by person not living here ..... | 2 438                        | 94           | 253               | 65         | 129                       | 259        | 196                         | 677                | 226                 | 406        |
| 12   | Costs shared by person not living here .....     | 418                          | 15           | 22                | 15         | 35                        | 32         | 41                          | 53                 | 42                  | 95         |
| 13   | Costs not shared .....                           | 2 010                        | 79           | 230               | 50         | 93                        | 227        | 155                         | 624                | 183                 | 306        |
| 14   | Cost sharing not reported .....                  | 9                            | –            | –                 | –          | –                         | –          | –                           | –                  | 1                   | 5          |
| 15   | Ownership not shared .....                       | 63 670                       | 4 395        | 4 039             | 764        | 1 770                     | 5 445      | 3 736                       | 16 040             | 5 057               | 5 348      |
| 16   | Costs shared by person not living here .....     | 312                          | 49           | 54                | 14         | 13                        | 37         | 58                          | 64                 | 30                  | 58         |
| 17   | Costs not shared .....                           | 63 295                       | 4 344        | 3 961             | 750        | 1 757                     | 5 399      | 3 678                       | 15 948             | 5 020               | 5 284      |
| 18   | Cost sharing not reported .....                  | 63                           | 2            | 24                | –          | –                         | 8          | –                           | 29                 | 7                   | 7          |
| 19   | Ownership sharing not reported .....             | 2 688                        | 337          | 1 358             | 40         | 158                       | 310        | 155                         | 479                | 354                 | 522        |
| <b>Monthly Payment for Principal and Interest</b>          |  |                              |              |                   |            |                           |            |                             |                    |                     |            |
| 20   | One or more regular mortgages .....              | 38 883                       | 3 779        | 2 409             | 371        | 841                       | 3 487      | 2 598                       | 3 142              | 4 247               | 1 983      |
| 21   | Less than \$100 .....                            | 1 121                        | 86           | 211               | 17         | 24                        | 161        | 82                          | 159                | 103                 | 144        |
| 22   | \$100 to \$199 .....                             | 1 708                        | 75           | 302               | 35         | 96                        | 267        | 107                         | 336                | 144                 | 254        |
| 23   | \$200 to \$249 .....                             | 1 391                        | 91           | 248               | 17         | 68                        | 177        | 82                          | 248                | 116                 | 146        |
| 24   | \$250 to \$299 .....                             | 1 776                        | 193          | 372               | 17         | 58                        | 246        | 122                         | 197                | 131                 | 196        |
| 25   | \$300 to \$349 .....                             | 2 073                        | 176          | 335               | 29         | 65                        | 196        | 117                         | 267                | 129                 | 117        |
| 26   | \$350 to \$399 .....                             | 2 234                        | 189          | 322               | 10         | 59                        | 221        | 147                         | 218                | 208                 | 156        |
| 27   | \$400 to \$449 .....                             | 2 139                        | 131          | 116               | 30         | 57                        | 230        | 162                         | 204                | 192                 | 111        |
| 28   | \$450 to \$499 .....                             | 2 325                        | 180          | 171               | 25         | 57                        | 232        | 146                         | 198                | 247                 | 92         |
| 29   | \$500 to \$599 .....                             | 4 228                        | 314          | 151               | 43         | 60                        | 373        | 286                         | 299                | 404                 | 163        |
| 30   | \$600 to \$699 .....                             | 4 049                        | 309          | 62                | 36         | 40                        | 331        | 274                         | 207                | 446                 | 130        |
| 31   | \$700 to \$799 .....                             | 3 001                        | 339          | 82                | 21         | 67                        | 241        | 157                         | 154                | 338                 | 84         |
| 32   | \$800 to \$999 .....                             | 4 460                        | 483          | 8                 | 42         | 57                        | 324        | 351                         | 225                | 556                 | 129        |
| 33   | \$1,000 to \$1,249 .....                         | 3 697                        | 522          | 17                | 35         | 63                        | 247        | 294                         | 197                | 511                 | 122        |
| 34   | \$1,250 to \$1,499 .....                         | 1 833                        | 277          | –                 | 7          | 30                        | 81         | 114                         | 68                 | 257                 | 46         |
| 35   | \$1,500 or more .....                            | 2 851                        | 414          | 12                | 8          | 39                        | 160        | 157                         | 164                | 466                 | 92         |
| 36   | <b>Median</b> .....                              | <b>611</b>                   | <b>743</b>   | <b>311</b>        | <b>515</b> | <b>443</b>                | <b>504</b> | <b>617</b>                  | <b>436</b>         | <b>701</b>          | <b>393</b> |
| <b>Average Monthly Cost Paid for Real Estate Taxes</b>     |  |                              |              |                   |            |                           |            |                             |                    |                     |            |
| 37   | Less than \$25 .....                             | 10 936                       | 1 159        | 3 694             | 247        | 843                       | 1 604      | 654                         | 3 479              | 1 239               | 2 157      |
| 38   | \$25 to \$49 .....                               | 9 674                        | 576          | 1 129             | 151        | 423                       | 1 138      | 659                         | 2 947              | 610                 | 1 105      |
| 39   | \$50 to \$74 .....                               | 8 909                        | 540          | 445               | 100        | 233                       | 850        | 659                         | 2 454              | 644                 | 793        |
| 40   | \$75 to \$99 .....                               | 6 949                        | 353          | 127               | 75         | 124                       | 594        | 462                         | 1 716              | 534                 | 498        |
| 41   | \$100 to \$149 .....                             | 11 471                       | 719          | 150               | 115        | 160                       | 750        | 684                         | 2 602              | 894                 | 734        |
| 42   | \$150 to \$199 .....                             | 7 032                        | 438          | 47                | 66         | 66                        | 364        | 333                         | 1 478              | 569                 | 386        |
| 43   | \$200 or more .....                              | 13 825                       | 1 040        | 58                | 114        | 208                       | 713        | 634                         | 2 521              | 1 146               | 603        |
| 44   | <b>Median</b> .....                              | <b>93</b>                    | <b>85</b>    | <b>25-</b>        | <b>59</b>  | <b>36</b>                 | <b>58</b>  | <b>79</b>                   | <b>72</b>          | <b>90</b>           | <b>47</b>  |
| <b>Annual Taxes Paid per \$1,000 Value</b>                 |  |                              |              |                   |            |                           |            |                             |                    |                     |            |
| 45   | Less than \$5 .....                              | 12 196                       | 1 224        | 1 620             | 179        | 612                       | 1 505      | 743                         | 4 050              | 1 229               | 1 818      |
| 46   | \$5 to \$9 .....                                 | 19 831                       | 1 579        | 1 285             | 247        | 543                       | 1 593      | 1 182                       | 4 819              | 1 608               | 1 628      |
| 47   | \$10 to \$14 .....                               | 16 189                       | 997          | 860               | 191        | 304                       | 1 259      | 930                         | 3 661              | 1 282               | 1 199      |
| 48   | \$15 to \$19 .....                               | 8 315                        | 407          | 394               | 94         | 211                       | 622        | 443                         | 1 818              | 643                 | 525        |
| 49   | \$20 to \$24 .....                               | 4 866                        | 251          | 272               | 42         | 103                       | 355        | 300                         | 998                | 336                 | 317        |
| 50   | \$25 or more .....                               | 7 399                        | 366          | 1 218             | 117        | 284                       | 680        | 489                         | 1 850              | 539                 | 789        |
| 51   | <b>Median</b> .....                              | <b>11</b>                    | <b>9</b>     | <b>10</b>         | <b>10</b>  | <b>9</b>                  | <b>10</b>  | <b>11</b>                   | <b>10</b>          | <b>10</b>           | <b>9</b>   |
| <b>Routine Maintenance in Last Year</b>                    |  |                              |              |                   |            |                           |            |                             |                    |                     |            |
| 52   | Less than \$25 per month .....                   | 32 449                       | 3 572        | 3 852             | 440        | 955                       | 2 820      | 1 850                       | 9 992              | 2 759               | 3 454      |
| 53   | \$25 to \$49 .....                               | 14 878                       | 513          | 823               | 149        | 418                       | 1 228      | 901                         | 2 720              | 752                 | 915        |
| 54   | \$50 to \$74 .....                               | 2 417                        | 66           | 112               | 20         | 105                       | 238        | 156                         | 465                | 116                 | 195        |
| 55   | \$75 to \$99 .....                               | 4 875                        | 143          | 147               | 74         | 138                       | 335        | 275                         | 789                | 308                 | 271        |
| 56   | \$100 to \$149 .....                             | 1 556                        | 43           | 39                | 20         | 42                        | 170        | 96                          | 267                | 101                 | 128        |
| 57   | \$150 to \$199 .....                             | 1 849                        | 30           | 42                | 14         | 58                        | 161        | 122                         | 229                | 107                 | 106        |
| 58   | \$200 or more per month .....                    | 2 095                        | 45           | 37                | 35         | 75                        | 202        | 155                         | 364                | 178                 | 124        |
| 59   | Not reported .....                               | 8 677                        | 412          | 596               | 118        | 265                       | 860        | 532                         | 2 391              | 1 316               | 1 084      |
| 60   | <b>Median</b> .....                              | <b>25-</b>                   | <b>25-</b>   | <b>25-</b>        | <b>25-</b> | <b>25-</b>                | <b>25-</b> | <b>25-</b>                  | <b>25-</b>         | <b>25-</b>          | <b>25-</b> |
| <b>Condominium and Cooperative Fee</b>                     |  |                              |              |                   |            |                           |            |                             |                    |                     |            |
| 61   | Fee paid by owners .....                         | 3 376                        | 221          | –                 | 54         | 93                        | 228        | 184                         | 1 174              | 452                 | 261        |
| 62   | Less than \$25 per month .....                   | 62                           | 4            | –                 | –          | 3                         | 10         | 4                           | 16                 | 8                   | 9          |
| 63   | \$25 to \$49 .....                               | 69                           | 8            | –                 | –          | –                         | 5          | 6                           | 10                 | 8                   | 2          |
| 64   | \$50 to \$74 .....                               | 107                          | 8            | –                 | 2          | 5                         | 5          | 11                          | 36                 | 14                  | 10         |
| 65   | \$75 to \$99 .....                               | 311                          | 65           | –                 | 4          | 1                         | 15         | 16                          | 132                | 61                  | 31         |
| 66   | \$100 to \$149 .....                             | 729                          | 50           | –                 | 18         | 11                        | 48         | 20                          | 217                | 87                  | 50         |
| 67   | \$150 to \$199 .....                             | 584                          | 37           | –                 | 11         | 17                        | 36         | 47                          | 184                | 88                  | 22         |
| 68   | \$200 or more per month .....                    | 765                          | 26           | –                 | 8          | 24                        | 23         | 28                          | 306                | 76                  | 48         |
| 69   | Not reported .....                               | 749                          | 24           | –                 | 10         | 31                        | 87         | 52                          | 271                | 109                 | 89         |
| 70   | <b>Median</b> .....                              | <b>153</b>                   | <b>114</b>   | <b>...</b>        | <b>...</b> | <b>180</b>                | <b>137</b> | <b>160</b>                  | <b>161</b>         | <b>146</b>          | <b>133</b> |

| Total occupied units | In MSAs        |               | Outside MSAs | Urban         |              | Rural        |              |              | Regions      |              |               |              |          |
|----------------------|----------------|---------------|--------------|---------------|--------------|--------------|--------------|--------------|--------------|--------------|---------------|--------------|----------|
|                      | Central cities | Suburbs       |              | Total         | Outside MSAs | Total        | Suburbs      | Outside MSAs | Northeast    | Midwest      | South         | West         |          |
| 64 423<br>37         | 14 487<br>38   | 34 056<br>39  | 15 880<br>34 | 41 752<br>38  | 4 688<br>31  | 22 671<br>37 | 11 377<br>39 | 11 192<br>35 | 12 105<br>38 | 16 932<br>34 | 22 839<br>38  | 12 546<br>41 | 1<br>2   |
| 47 745<br>29         | 11 966<br>29   | 26 106<br>31  | 9 673<br>25  | 35 039<br>31  | 3 878<br>28  | 12 706<br>25 | 6 841<br>28  | 5 795<br>24  | 8 482<br>30  | 12 010<br>25 | 17 355<br>28  | 9 897<br>35  | 3<br>4   |
| 35 350<br>17         | 6 497<br>17    | 19 464<br>17  | 9 389<br>15  | 22 052<br>17  | 3 187<br>14  | 13 298<br>16 | 7 022<br>17  | 6 202<br>15  | 4 743<br>17  | 9 537<br>16  | 11 781<br>15  | 9 289<br>19  | 5<br>6   |
| 7 355<br>53          | 266<br>52      | 2 952<br>49   | 4 136<br>55  | 1 220<br>48   | 302<br>53    | 6 135<br>54  | 2 290<br>50  | 3 834<br>55  | 1 400<br>47  | 2 117<br>65  | 3 122<br>45   | 716<br>52    | 7<br>8   |
| 5 975<br>12          | 824<br>10-     | 2 925<br>11   | 2 226<br>17  | 2 518<br>10-  | 344<br>14    | 3 456<br>16  | 1 568<br>14  | 1 882<br>18  | 1 415<br>21  | 948<br>10-   | 2 050<br>10-  | 1 562<br>15  | 9<br>10  |
| 2 438<br>418         | 650<br>157     | 1 213<br>198  | 574<br>63    | 1 629<br>302  | 164<br>9     | 809<br>117   | 399<br>62    | 410<br>54    | 487<br>100   | 588<br>98    | 826<br>117    | 536<br>104   | 11<br>12 |
| 2 010<br>9           | 491<br>2       | 1 008<br>7    | 511<br>-     | 1 321<br>6    | 155<br>-     | 689<br>3     | 333<br>3     | 356<br>-     | 383<br>5     | 490<br>-     | 709<br>-      | 428<br>5     | 13<br>14 |
| 63 670<br>312        | 14 480<br>110  | 33 460<br>158 | 15 730<br>45 | 41 250<br>227 | 4 646<br>14  | 22 420<br>86 | 11 231<br>55 | 11 084<br>30 | 11 811<br>47 | 16 537<br>73 | 22 881<br>127 | 12 441<br>65 | 15<br>16 |
| 63 295<br>63         | 14 364<br>6    | 33 275<br>26  | 15 655<br>30 | 40 992<br>31  | 4 625<br>7   | 22 302<br>32 | 11 167<br>9  | 11 030<br>23 | 11 762<br>2  | 16 457<br>7  | 22 710<br>44  | 12 366<br>10 | 17<br>18 |
| 2 688                | 382            | 1 341         | 964          | 1 260         | 162          | 1 428        | 626          | 802          | 345          | 444          | 1 473         | 426          | 19       |
| 38 883               | 9 167          | 21 885        | 7 831        | 26 233        | 2 266        | 12 650       | 7 020        | 5 565        | 7 050        | 9 716        | 13 613        | 8 503        | 20       |
| 1 121                | 262            | 585           | 273          | 688           | 49           | 432          | 203          | 224          | 280          | 224          | 458           | 160          | 21       |
| 1 708                | 470            | 736           | 502          | 1 097         | 160          | 611          | 266          | 343          | 273          | 517          | 656           | 261          | 22       |
| 1 391                | 310            | 592           | 488          | 796           | 133          | 595          | 240          | 355          | 203          | 432          | 578           | 177          | 23       |
| 1 776                | 430            | 697           | 650          | 1 065         | 184          | 712          | 244          | 466          | 257          | 609          | 725           | 185          | 24       |
| 2 073                | 539            | 878           | 656          | 1 282         | 212          | 791          | 342          | 444          | 321          | 627          | 836           | 289          | 25       |
| 2 234                | 550            | 927           | 757          | 1 339         | 217          | 895          | 352          | 540          | 315          | 662          | 1 016         | 241          | 26       |
| 2 139                | 521            | 970           | 648          | 1 371         | 206          | 768          | 325          | 443          | 358          | 682          | 811           | 288          | 27       |
| 2 325                | 556            | 1 142         | 627          | 1 450         | 197          | 876          | 446          | 430          | 379          | 694          | 921           | 331          | 28       |
| 4 228                | 1 004          | 2 359         | 865          | 2 784         | 275          | 1 445        | 852          | 590          | 724          | 1 140        | 1 711         | 653          | 29       |
| 4 049                | 974            | 2 445         | 629          | 2 870         | 190          | 1 178        | 727          | 440          | 755          | 1 064        | 1 484         | 745          | 30       |
| 3 001                | 652            | 1 818         | 531          | 2 072         | 165          | 929          | 561          | 366          | 556          | 792          | 987           | 666          | 31       |
| 4 460                | 1 032          | 2 961         | 467          | 3 243         | 131          | 1 217        | 872          | 335          | 915          | 950          | 1 257         | 1 338        | 32       |
| 3 697                | 790            | 2 569         | 337          | 2 732         | 94           | 965          | 710          | 243          | 761          | 701          | 1 007         | 1 227        | 33       |
| 1 833                | 434            | 1 265         | 134          | 1 346         | 22           | 487          | 365          | 112          | 397          | 266          | 469           | 701          | 34       |
| 2 851                | 643            | 1 942         | 265          | 2 099         | 30           | 751          | 516          | 235          | 555          | 358          | 698           | 1 240        | 35       |
| 611                  | 594            | 684           | 445          | 643           | 443          | 545          | 633          | 446          | 655          | 536          | 547           | 838          | 36       |
| 10 936               | 2 057          | 4 351         | 4 528        | 5 173         | 1 072        | 5 764        | 2 296        | 3 456        | 649          | 1 785        | 7 057         | 1 446        | 37       |
| 9 674                | 2 122          | 3 588         | 3 965        | 5 211         | 1 060        | 4 463        | 1 539        | 2 904        | 620          | 2 364        | 4 927         | 1 764        | 38       |
| 8 909                | 2 366          | 3 837         | 2 706        | 5 627         | 868          | 3 281        | 1 429        | 1 838        | 790          | 2 427        | 3 547         | 2 145        | 39       |
| 6 949                | 1 862          | 3 487         | 1 600        | 4 741         | 562          | 2 208        | 1 153        | 1 038        | 886          | 2 123        | 2 303         | 1 637        | 40       |
| 11 471               | 2 914          | 6 338         | 2 220        | 8 007         | 748          | 3 464        | 1 969        | 1 471        | 2 069        | 3 661        | 3 144         | 2 597        | 41       |
| 7 032                | 1 622          | 4 449         | 961          | 4 997         | 289          | 2 034        | 1 358        | 671          | 1 942        | 2 002        | 1 569         | 1 519        | 42       |
| 13 825               | 2 570          | 9 965         | 1 291        | 10 382        | 373          | 3 443        | 2 513        | 918          | 5 689        | 3 206        | 2 634         | 2 295        | 43       |
| 93                   | 91             | 122           | 51           | 108           | 60           | 66           | 94           | 48           | 184          | 101          | 54            | 96           | 44       |
| 12 196               | 2 613          | 5 398         | 4 186        | 6 590         | 979          | 5 606        | 2 370        | 3 206        | 658          | 1 461        | 7 069         | 3 008        | 45       |
| 19 831               | 4 541          | 9 544         | 5 746        | 12 190        | 1 670        | 7 642        | 3 531        | 4 075        | 1 366        | 4 196        | 8 134         | 6 135        | 46       |
| 16 189               | 3 741          | 9 475         | 2 972        | 11 087        | 922          | 5 102        | 3 025        | 2 050        | 2 757        | 5 321        | 5 145         | 2 965        | 47       |
| 8 315                | 2 010          | 4 628         | 1 677        | 5 894         | 624          | 2 420        | 1 363        | 1 053        | 2 576        | 3 236        | 1 922         | 581          | 48       |
| 4 866                | 1 128          | 2 846         | 892          | 3 554         | 343          | 1 312        | 763          | 548          | 2 032        | 1 609        | 1 072         | 152          | 49       |
| 7 399                | 1 479          | 4 124         | 1 795        | 4 824         | 432          | 2 575        | 1 204        | 1 363        | 3 255        | 1 746        | 1 837         | 561          | 50       |
| 11                   | 11             | 12            | 9            | 11            | 10           | 9            | 10           | 9            | 18           | 13           | 8             | 8            | 51       |
| 32 449               | 6 513          | 16 167        | 9 769        | 19 443        | 2 854        | 13 006       | 6 043        | 6 916        | 4 957        | 8 835        | 12 461        | 6 196        | 52       |
| 14 878               | 3 457          | 8 172         | 3 249        | 9 879         | 943          | 4 998        | 2 665        | 2 306        | 2 874        | 3 857        | 5 206         | 2 942        | 53       |
| 2 417                | 713            | 1 290         | 415          | 1 700         | 107          | 718          | 406          | 308          | 518          | 502          | 919           | 478          | 54       |
| 4 875                | 1 240          | 2 749         | 886          | 3 452         | 267          | 1 423        | 797          | 619          | 1 249        | 1 141        | 1 491         | 995          | 55       |
| 1 556                | 450            | 2 876         | 229          | 1 112         | 83           | 444          | 293          | 146          | 387          | 319          | 496           | 353          | 56       |
| 1 849                | 499            | 1 071         | 278          | 1 372         | 78           | 477          | 276          | 200          | 422          | 398          | 555           | 473          | 57       |
| 2 095                | 659            | 1 189         | 247          | 1 657         | 89           | 438          | 278          | 158          | 513          | 383          | 579           | 620          | 58       |
| 8 677                | 1 981          | 4 500         | 2 196        | 5 524         | 552          | 3 154        | 1 499        | 1 644        | 1 724        | 2 133        | 3 474         | 1 346        | 59       |
| 25-                  | 27             | 25-           | 25-          | 25-           | 25-          | 25-          | 25-          | 25-          | 29           | 25-          | 25-           | 25-          | 60       |
| 3 376                | 1 167          | 2 081         | 128          | 3 027         | 85           | 349          | 302          | 42           | 827          | 688          | 992           | 869          | 61       |
| 62                   | 12             | 48            | 2            | 45            | 2            | 17           | 17           | -            | 8            | 7            | 20            | 27           | 62       |
| 69                   | 15             | 43            | 11           | 58            | 2            | 11           | 2            | 9            | 4            | 17           | 28            | 19           | 63       |
| 107                  | 35             | 64            | 8            | 90            | 4            | 17           | 13           | 3            | 6            | 44           | 35            | 22           | 64       |
| 311                  | 70             | 221           | 21           | 259           | 16           | 53           | 43           | 5            | 54           | 98           | 85            | 74           | 65       |
| 729                  | 193            | 491           | 44           | 659           | 32           | 69           | 57           | 12           | 151          | 177          | 217           | 184          | 66       |
| 584                  | 128            | 451           | 5            | 508           | 5            | 77           | 77           | -            | 94           | 126          | 157           | 208          | 67       |
| 765                  | 307            | 458           | -            | 714           | -            | 51           | 51           | -            | 209          | 118          | 221           | 217          | 68       |
| 749                  | 408            | 305           | 37           | 696           | 24           | 54           | 40           | 13           | 300          | 101          | 229           | 118          | 69       |
| 153                  | 172            | 152           | 104          | 155           | 110          | 136          | 148          | ...          | 171          | 136          | 149           | 162          | 70       |

**Table 3-13. Selected Housing Costs—Owner Occupied Units—Con.**

[Numbers in thousands. Consistent with the 1990 Census. ... means not applicable or sample too small. — means zero or rounds to zero]

| Characteristics                       | Total occupied units | Housing unit characteristics |              |                   |          | Household characteristics |           |                             |                    |                     |
|---------------------------------------|----------------------|------------------------------|--------------|-------------------|----------|---------------------------|-----------|-----------------------------|--------------------|---------------------|
|                                       |                      | New construction 4 years     | Mobile homes | Physical problems |          | Black                     | Hispanic  | Elderly (65 years and over) | Moved in past year | Below poverty level |
|                                       |                      |                              |              | Severe            | Moderate |                           |           |                             |                    |                     |
| <b>Other Housing Costs per Month</b>  |                      |                              |              |                   |          |                           |           |                             |                    |                     |
| 1 Homeowner association fee paid..... | 5 423                | 1 138                        | —            | 18                | 49       | 314                       | 273       | 937                         | 771                | 198                 |
| 2 <b>Median</b> .....                 | <b>25</b>            | <b>31</b>                    | ...          | ...               | ...      | <b>28</b>                 | <b>31</b> | <b>30</b>                   | <b>33</b>          | <b>24</b>           |
| 3 Mobile home park fee paid.....      | 290                  | 47                           | 290          | 5                 | 3        | 19                        | 8         | 138                         | 56                 | 56                  |
| 4 <b>Median</b> .....                 | <b>74</b>            | ...                          | <b>74</b>    | ...               | ...      | ...                       | ...       | <b>57</b>                   | <b>124</b>         | <b>66</b>           |
| 5 Land rent fee paid.....             | 142                  | 13                           | —            | 3                 | 11       | 23                        | 17        | 47                          | 9                  | 18                  |
| 6 <b>Median</b> .....                 | <b>76</b>            | ...                          | ...          | ...               | ...      | ...                       | ...       | ...                         | ...                | ...                 |

<sup>1</sup>Beginning with 1989 this item uses current income in its calculation, see Appendix A.

<sup>2</sup>May reflect a temporary situation, living off savings, or response error.

| Total occupied units | In MSAs        |            | Outside MSAs | Urban     |              | Rural      |            |              | Regions   |           |           |           |          |
|----------------------|----------------|------------|--------------|-----------|--------------|------------|------------|--------------|-----------|-----------|-----------|-----------|----------|
|                      | Central cities | Suburbs    |              | Total     | Outside MSAs | Total      | Suburbs    | Outside MSAs | Northeast | Midwest   | South     | West      |          |
| 5 423                | 866            | 3 979      | 577          | 3 661     | 140          | 1 762      | 1 304      | 437          | 430       | 936       | 2 624     | 1 432     | 1        |
| <b>25</b>            | <b>23</b>      | <b>26</b>  | <b>21</b>    | <b>25</b> | <b>22</b>    | <b>24</b>  | <b>25</b>  | <b>21</b>    | <b>39</b> | <b>14</b> | <b>24</b> | <b>36</b> | <b>2</b> |
| 290                  | 47             | 196        | 48           | 192       | 12           | 98         | 62         | 36           | 26        | 44        | 130       | 90        | 3        |
| <b>74</b>            | ...            | <b>86</b>  | ...          | <b>70</b> | ...          | <b>111</b> | <b>138</b> | ...          | ...       | ...       | <b>71</b> | <b>40</b> | <b>4</b> |
| 142                  | 42             | 62         | 38           | 96        | 8            | 46         | 15         | 30           | 36        | 8         | 67        | 31        | 5        |
| <b>76</b>            | ...            | <b>180</b> | ...          | <b>21</b> | ...          | ...        | ...        | ...          | ...       | ...       | <b>17</b> | ...       | <b>6</b> |



**Table 3-14. Value, Purchase Price, and Source of Down Payment—Owner Occupied Units**

[Numbers in thousands. Consistent with the 1990 Census. ... means not applicable or sample too small. – means zero or rounds to zero]

|           | Characteristics                                       | Total occupied units | Housing unit characteristics |               |                   |               | Household characteristics |               |                             |                    |                     |
|-----------|---|----------------------|------------------------------|---------------|-------------------|---------------|---------------------------|---------------|-----------------------------|--------------------|---------------------|
|           |   |                      | New construction 4 years     | Mobile homes  | Physical problems |               | Black                     | Hispanic      | Elderly (65 years and over) | Moved in past year | Below poverty level |
|           |   |                      |                              |               | Severe            | Moderate      |                           |               |                             |                    |                     |
| <b>1</b>  | <b>Total .....</b>                                    | <b>68 796</b>        | <b>4 825</b>                 | <b>5 649</b>  | <b>869</b>        | <b>2 056</b>  | <b>6 013</b>              | <b>4 087</b>  | <b>17 196</b>               | <b>5 636</b>       | <b>6 276</b>        |
|           | <b>Value</b>  |                      |                              |               |                   |               |                           |               |                             |                    |                     |
| 2         | Less than \$10,000 .....                              | 2 062                | 144                          | 1 683         | 72                | 198           | 194                       | 133           | 490                         | 250                | 520                 |
| 3         | \$10,000 to \$19,999 .....                            | 1 899                | 206                          | 1 317         | 41                | 147           | 200                       | 139           | 497                         | 217                | 361                 |
| 4         | \$20,000 to \$29,999 .....                            | 1 798                | 261                          | 796           | 47                | 199           | 262                       | 159           | 482                         | 147                | 386                 |
| 5         | \$30,000 to \$39,999 .....                            | 2 141                | 209                          | 594           | 39                | 216           | 401                       | 154           | 683                         | 139                | 399                 |
| 6         | \$40,000 to \$49,999 .....                            | 2 765                | 165                          | 476           | 39                | 161           | 411                       | 192           | 916                         | 177                | 409                 |
| 7         | \$50,000 to \$59,999 .....                            | 3 248                | 137                          | 253           | 60                | 140           | 462                       | 224           | 1 087                       | 199                | 407                 |
| 8         | \$60,000 to \$69,999 .....                            | 4 180                | 150                          | 187           | 55                | 119           | 539                       | 286           | 1 201                       | 291                | 445                 |
| 9         | \$70,000 to \$79,999 .....                            | 4 481                | 140                          | 188           | 52                | 137           | 525                       | 247           | 1 330                       | 330                | 426                 |
| 10        | \$80,000 to \$99,999 .....                            | 9 085                | 353                          | 69            | 119               | 178           | 943                       | 543           | 2 324                       | 664                | 622                 |
| 11        | \$100,000 to \$119,999 .....                          | 6 599                | 322                          | 44            | 97                | 117           | 476                       | 348           | 1 784                       | 424                | 473                 |
| 12        | \$120,000 to \$149,999 .....                          | 8 618                | 581                          | 5             | 83                | 127           | 604                       | 526           | 1 883                       | 756                | 565                 |
| 13        | \$150,000 to \$199,999 .....                          | 9 129                | 788                          | 18            | 86                | 124           | 514                       | 563           | 1 925                       | 897                | 570                 |
| 14        | \$200,000 to \$249,999 .....                          | 4 424                | 495                          | 9             | 29                | 86            | 215                       | 224           | 941                         | 396                | 242                 |
| 15        | \$250,000 to \$299,999 .....                          | 2 749                | 334                          | —             | 19                | 40            | 112                       | 138           | 606                         | 257                | 170                 |
| 16        | \$300,000 or more .....                               | 5 399                | 539                          | 12            | 30                | 65            | 157                       | 211           | 1 045                       | 492                | 280                 |
| <b>17</b> | <b>Median .....</b>                                   | <b>108 300</b>       | <b>136 793</b>               | <b>18 661</b> | <b>84 760</b>     | <b>57 573</b> | <b>80 302</b>             | <b>98 749</b> | <b>96 442</b>               | <b>119 038</b>     | <b>74 929</b>       |
|           | <b>Ratio of Value to Current Income</b>               |                      |                              |               |                   |               |                           |               |                             |                    |                     |
| 18        | Less than 1.5 .....                                   | 19 599               | 1 331                        | 4 261         | 248               | 789           | 1 890                     | 1 202         | 2 529                       | 1 535              | 558                 |
| 19        | 1.5 to 1.9 .....                                      | 9 832                | 665                          | 323           | 79                | 217           | 893                       | 501           | 1 248                       | 806                | 147                 |
| 20        | 2.0 to 2.4 .....                                      | 8 018                | 822                          | 226           | 84                | 204           | 578                       | 430           | 1 248                       | 832                | 148                 |
| 21        | 2.5 to 2.9 .....                                      | 6 004                | 559                          | 159           | 79                | 157           | 520                       | 407           | 1 252                       | 603                | 159                 |
| 22        | 3.0 to 3.9 .....                                      | 7 308                | 612                          | 135           | 90                | 124           | 561                       | 502           | 1 976                       | 764                | 238                 |
| 23        | 4.0 to 4.9 .....                                      | 4 242                | 309                          | 100           | 63                | 102           | 314                       | 225           | 1 669                       | 309                | 254                 |
| 24        | 5.0 or more .....                                     | 12 601               | 605                          | 308           | 192               | 404           | 1 110                     | 750           | 6 837                       | 681                | 3 605               |
| 25        | Zero or negative income .....                         | 1 191                | 61                           | 136           | 35                | 59            | 146                       | 70            | 437                         | 106                | 1 166               |
| <b>26</b> | <b>Median .....</b>                                   | <b>2.3</b>           | <b>2.3</b>                   | <b>1.5-</b>   | <b>2.5</b>        | <b>2.0</b>    | <b>2.1</b>                | <b>2.4</b>    | <b>4.1</b>                  | <b>2.3</b>         | <b>5.0+</b>         |
|           | <b>Other Activities on Property</b>                   |                      |                              |               |                   |               |                           |               |                             |                    |                     |
| 27        | Medical or commercial establishment .....             | 764                  | 24                           | 63            | 18                | 18            | 55                        | 47            | 218                         | 42                 | 71                  |
| 28        | Neither .....   | 68 032               | 4 802                        | 5 586         | 851               | 2 039         | 5 958                     | 4 040         | 16 978                      | 5 594              | 6 205               |
|           | <b>Year Unit Acquired</b>                             |                      |                              |               |                   |               |                           |               |                             |                    |                     |
| 29        | 2000 to 2004 .....                                    | —                    | —                            | —             | —                 | —             | —                         | —             | —                           | —                  | —                   |
| 30        | 1995 to 1999 .....                                    | 19 597               | 4 825                        | 2 539         | 188               | 544           | 1 797                     | 1 441         | 1 645                       | 4 113              | 1 510               |
| 31        | 1990 to 1994 .....                                    | 14 956               | —                            | 1 424         | 191               | 433           | 1 134                     | 1 050         | 1 744                       | 781                | 1 089               |
| 32        | 1985 to 1989 .....                                    | 9 554                | —                            | 754           | 107               | 249           | 736                       | 538           | 1 770                       | 377                | 733                 |
| 33        | 1980 to 1984 .....                                    | 5 072                | —                            | 395           | 64                | 145           | 410                       | 256           | 1 237                       | 141                | 415                 |
| 34        | 1975 to 1979 .....                                    | 5 929                | —                            | 281           | 62                | 157           | 552                       | 265           | 1 719                       | 78                 | 511                 |
| 35        | 1970 to 1974 .....                                    | 4 077                | —                            | 174           | 63                | 142           | 451                       | 183           | 1 670                       | 53                 | 484                 |
| 36        | 1960 to 1969 .....                                    | 5 357                | —                            | 79            | 113               | 203           | 561                       | 182           | 3 576                       | 38                 | 744                 |
| 37        | 1950 to 1959 .....                                    | 2 970                | —                            | 5             | 45                | 108           | 254                       | 132           | 2 743                       | 15                 | 476                 |
| 38        | 1940 to 1949 .....                                    | 929                  | —                            | —             | 26                | 43            | 78                        | 29            | 865                         | 11                 | 224                 |
| 39        | 1939 or earlier .....                                 | 356                  | —                            | —             | 9                 | 32            | 40                        | 10            | 227                         | 28                 | 90                  |
| <b>40</b> | <b>Median .....</b>                                   | <b>1990</b>          | <b>1995+</b>                 | <b>1994</b>   | <b>1987</b>       | <b>1989</b>   | <b>1989</b>               | <b>1992</b>   | <b>1974</b>                 | <b>1995+</b>       | <b>1986</b>         |
|           | <b>First Time Owners</b>                              |                      |                              |               |                   |               |                           |               |                             |                    |                     |
| 41        | First home ever owned .....                           | 30 072               | 1 563                        | 2 411         | 520               | 1 237         | 4 066                     | 2 496         | 6 226                       | 2 215              | 3 120               |
| 42        | Not first home .....                                  | 37 517               | 3 196                        | 3 149         | 336               | 792           | 1 840                     | 1 533         | 10 755                      | 3 302              | 2 999               |
| 43        | Not reported .....                                    | 1 207                | 66                           | 89            | 12                | 27            | 107                       | 57            | 215                         | 119                | 157                 |
|           | <b>Purchase Price</b>                                 |                      |                              |               |                   |               |                           |               |                             |                    |                     |
| 44        | Home purchased or built .....                         | 65 334               | 4 716                        | 5 285         | 774               | 1 857         | 5 570                     | 3 925         | 16 221                      | 5 341              | 5 624               |
| 45        | Less than \$10,000 .....                              | 4 486                | 115                          | 1 160         | 125               | 432           | 442                       | 302           | 2 334                       | 209                | 952                 |
| 46        | \$10,000 to \$19,999 .....                            | 6 686                | 116                          | 1 069         | 100               | 324           | 784                       | 359           | 3 452                       | 243                | 937                 |
| 47        | \$20,000 to \$29,999 .....                            | 5 500                | 232                          | 971           | 84                | 207           | 579                       | 309           | 2 000                       | 270                | 636                 |
| 48        | \$30,000 to \$39,999 .....                            | 4 868                | 255                          | 707           | 33                | 157           | 475                       | 241           | 1 223                       | 226                | 440                 |
| 49        | \$40,000 to \$49,999 .....                            | 4 208                | 198                          | 395           | 72                | 97            | 377                       | 260           | 927                         | 206                | 306                 |
| 50        | \$50,000 to \$59,999 .....                            | 3 881                | 143                          | 234           | 35                | 67            | 413                       | 251           | 770                         | 268                | 248                 |
| 51        | \$60,000 to \$69,999 .....                            | 3 748                | 123                          | 121           | 44                | 58            | 303                       | 263           | 631                         | 313                | 202                 |
| 52        | \$70,000 to \$79,999 .....                            | 3 473                | 122                          | 89            | 38                | 64            | 321                       | 236           | 450                         | 291                | 149                 |
| 53        | \$80,000 to \$99,999 .....                            | 5 801                | 408                          | 73            | 56                | 61            | 425                       | 404           | 763                         | 558                | 231                 |
| 54        | \$100,000 to \$119,999 .....                          | 3 554                | 356                          | 10            | 30                | 33            | 160                       | 200           | 449                         | 350                | 164                 |
| 55        | \$120,000 to \$149,999 .....                          | 4 596                | 596                          | 8             | 36                | 57            | 273                       | 310           | 499                         | 552                | 162                 |
| 56        | \$150,000 to \$199,999 .....                          | 4 471                | 804                          | —             | 26                | 44            | 193                       | 285           | 449                         | 634                | 177                 |
| 57        | \$200,000 to \$249,999 .....                          | 2 002                | 395                          | 3             | 8                 | 39            | 74                        | 101           | 169                         | 303                | 72                  |
| 58        | \$250,000 to \$299,999 .....                          | 1 080                | 207                          | —             | 5                 | 7             | 43                        | 52            | 110                         | 162                | 52                  |
| 59        | \$300,000 or more .....                               | 1 836                | 319                          | —             | 8                 | 23            | 33                        | 70            | 162                         | 329                | 65                  |
| 60        | Not reported .....                                    | 5 144                | 329                          | 447           | 74                | 189           | 673                       | 282           | 1 833                       | 427                | 829                 |
| <b>61</b> | <b>Median .....</b>                                   | <b>61 244</b>        | <b>126 354</b>               | <b>21 964</b> | <b>41 176</b>     | <b>23 808</b> | <b>44 447</b>             | <b>63 773</b> | <b>27 040</b>               | <b>95 470</b>      | <b>27 989</b>       |
| 62        | Received as inheritance or gift .....                 | 2 414                | 63                           | 287           | 87                | 156           | 324                       | 110           | 797                         | 133                | 489                 |
| 63        | Not reported .....                                    | 1 047                | 46                           | 77            | 8                 | 44            | 120                       | 51            | 177                         | 162                | 163                 |
|           | <b>Major Source of Down Payment</b>                   |                      |                              |               |                   |               |                           |               |                             |                    |                     |
| 64        | Home purchased or built .....                         | 65 334               | 4 716                        | 5 285         | 774               | 1 857         | 5 570                     | 3 925         | 16 221                      | 5 341              | 5 624               |
| 65        | Sale of previous home .....                           | 20 622               | 1 838                        | 1 255         | 150               | 311           | 696                       | 688           | 5 856                       | 1 753              | 1 413               |
| 66        | Savings or cash on hand .....                         | 31 552               | 1 990                        | 2 618         | 419               | 974           | 3 536                     | 2 478         | 7 354                       | 2 525              | 2 681               |
| 67        | Sale of other investment .....                        | 603                  | 35                           | 27            | 7                 | 12            | 43                        | 33            | 150                         | 76                 | 36                  |
| 68        | Borrowing, other than mortgage on this property ..... | 2 279                | 120                          | 256           | 29                | 117           | 224                       | 155           | 601                         | 178                | 273                 |
| 69        | Inheritance or gift .....                             | 1 508                | 94                           | 91            | 38                | 73            | 91                        | 72            | 239                         | 112                | 123                 |
| 70        | Land where building built used for financing .....    | 523                  | 108                          | 56            | 2                 | 23            | 57                        | 36            | 100                         | 46                 | 48                  |
| 71        | Other .....   | 2 361                | 183                          | 349           | 34                | 93            | 217                       | 158           | 448                         | 210                | 289                 |
| 72        | No down payment .....                                 | 4 318                | 227                          | 501           | 79                | 207           | 523                       | 216           | 1 099                       | 297                | 554                 |
| 73        | Not reported .....                                    | 1 589                | 120                          | 133           | 15                | 47            | 182                       | 89            | 373                         | 144                | 205                 |

| Total occupied units | In MSAs        |                | Outside MSAs  | Urban          |               | Rural         |                |               | Regions        |               |               |                |           |
|----------------------|----------------|----------------|---------------|----------------|---------------|---------------|----------------|---------------|----------------|---------------|---------------|----------------|-----------|
|                      | Central cities | Suburbs        |               | Total          | Outside MSAs  | Total         | Suburbs        | Outside MSAs  | Northeast      | Midwest       | South         | West           |           |
| <b>68 796</b>        | <b>15 512</b>  | <b>36 015</b>  | <b>17 269</b> | <b>44 139</b>  | <b>4 972</b>  | <b>24 657</b> | <b>12 256</b>  | <b>12 297</b> | <b>12 644</b>  | <b>17 568</b> | <b>25 180</b> | <b>13 403</b>  | <b>1</b>  |
| 2 062                | 173            | 876            | 1 013         | 672            | 148           | 1 390         | 523            | 864           | 215            | 496           | 1 070         | 281            | 2         |
| 1 899                | 249            | 792            | 858           | 697            | 153           | 1 202         | 497            | 705           | 238            | 402           | 1 035         | 224            | 3         |
| 1 798                | 348            | 613            | 837           | 788            | 181           | 1 010         | 353            | 657           | 248            | 393           | 934           | 224            | 4         |
| 2 141                | 548            | 660            | 934           | 1 191          | 300           | 951           | 317            | 634           | 336            | 554           | 1 016         | 236            | 5         |
| 2 765                | 726            | 883            | 1 156         | 1 572          | 356           | 1 193         | 391            | 800           | 413            | 783           | 1 339         | 229            | 6         |
| 3 248                | 952            | 1 134          | 1 162         | 2 051          | 403           | 1 197         | 436            | 759           | 450            | 989           | 1 527         | 282            | 7         |
| 4 180                | 1 164          | 1 599          | 1 417         | 2 709          | 499           | 1 471         | 544            | 919           | 581            | 1 311         | 1 929         | 358            | 8         |
| 4 481                | 1 225          | 1 833          | 1 422         | 2 830          | 477           | 1 650         | 701            | 945           | 683            | 1 345         | 1 994         | 458            | 9         |
| 9 085                | 2 269          | 4 424          | 2 391         | 5 984          | 795           | 3 101         | 1 491          | 1 596         | 1 629          | 2 641         | 3 678         | 1 136          | 10        |
| 6 599                | 1 465          | 3 613          | 1 521         | 4 379          | 496           | 2 219         | 1 173          | 1 025         | 1 145          | 2 021         | 2 420         | 1 012          | 11        |
| 8 618                | 1 845          | 5 138          | 1 635         | 5 849          | 494           | 2 769         | 1 612          | 1 140         | 1 630          | 2 395         | 2 848         | 1 744          | 12        |
| 9 129                | 1 771          | 5 885          | 1 474         | 6 308          | 412           | 2 821         | 1 748          | 1 061         | 1 992          | 2 192         | 2 549         | 2 396          | 13        |
| 4 642                | 975            | 3 025          | 642           | 3 235          | 122           | 1 407         | 879            | 520           | 1 122          | 901           | 1 165         | 1 454          | 14        |
| 2 749                | 553            | 1 864          | 332           | 1 887          | 55            | 862           | 578            | 277           | 710            | 472           | 639           | 928            | 15        |
| 5 399                | 1 250          | 3 675          | 475           | 3 985          | 80            | 1 414         | 1 014          | 395           | 1 251          | 672           | 1 035         | 2 441          | 16        |
| <b>108 300</b>       | <b>101 396</b> | <b>129 218</b> | <b>78 841</b> | <b>116 327</b> | <b>79 356</b> | <b>94 604</b> | <b>114 924</b> | <b>78 581</b> | <b>127 058</b> | <b>99 011</b> | <b>89 489</b> | <b>160 798</b> | <b>17</b> |
| 19 599               | 4 284          | 9 142          | 6 173         | 11 388         | 1 539         | 8 211         | 3 548          | 4 634         | 3 303          | 5 429         | 8 503         | 2 363          | 18        |
| 9 832                | 2 300          | 5 352          | 2 180         | 6 672          | 743           | 3 160         | 1 706          | 1 437         | 1 889          | 2 887         | 3 631         | 1 426          | 19        |
| 8 018                | 1 761          | 4 634          | 1 623         | 5 313          | 490           | 2 704         | 1 559          | 1 133         | 1 499          | 2 136         | 2 806         | 1 576          | 20        |
| 6 004                | 1 359          | 3 358          | 1 288         | 4 006          | 375           | 1 998         | 1 074          | 913           | 1 063          | 1 567         | 2 011         | 1 363          | 21        |
| 7 308                | 1 595          | 4 084          | 1 629         | 4 889          | 531           | 2 419         | 1 310          | 1 098         | 1 410          | 1 704         | 2 294         | 1 901          | 22        |
| 4 242                | 952            | 2 266          | 1 023         | 2 810          | 340           | 1 432         | 741            | 683           | 835            | 964           | 1 322         | 1 120          | 23        |
| 12 601               | 2 971          | 6 656          | 2 973         | 8 384          | 883           | 4 217         | 2 111          | 2 090         | 2 447          | 2 619         | 4 131         | 3 403          | 24        |
| 1 191                | 290            | 522            | 379           | 675            | 70            | 516           | 207            | 309           | 197            | 262           | 482           | 250            | 25        |
| <b>2.3</b>           | <b>2.3</b>     | <b>2.4</b>     | <b>2.0</b>    | <b>2.3</b>     | <b>2.2</b>    | <b>2.1</b>    | <b>2.2</b>     | <b>2.0</b>    | <b>2.3</b>     | <b>2.1</b>    | <b>2.0</b>    | <b>2.9</b>     | <b>26</b> |
| 764                  | 216            | 341            | 206           | 519            | 58            | 244           | 96             | 148           | 237            | 186           | 219           | 121            | 27        |
| <b>68 032</b>        | <b>15 296</b>  | <b>35 673</b>  | <b>17 063</b> | <b>43 619</b>  | <b>4 914</b>  | <b>24 412</b> | <b>12 160</b>  | <b>12 148</b> | <b>12 407</b>  | <b>17 382</b> | <b>24 961</b> | <b>13 282</b>  | <b>28</b> |
| 19 597               | 4 280          | 10 554         | 4 763         | 12 355         | 1 227         | 7 242         | 3 675          | 3 536         | 2 838          | 4 815         | 7 701         | 4 243          | 29        |
| 14 956               | 3 251          | 8 152          | 3 553         | 9 495          | 1 035         | 5 461         | 2 910          | 2 518         | 2 310          | 3 898         | 5 668         | 3 080          | 30        |
| 9 554                | 2 090          | 5 246          | 2 218         | 6 103          | 649           | 3 451         | 1 871          | 1 569         | 1 963          | 2 444         | 3 291         | 1 858          | 31        |
| 5 072                | 1 060          | 2 666          | 1 346         | 3 126          | 380           | 1 946         | 968            | 966           | 1 121          | 1 197         | 1 848         | 906            | 32        |
| 5 929                | 1 374          | 2 905          | 1 649         | 3 767          | 451           | 2 162         | 960            | 1 198         | 1 127          | 1 605         | 2 019         | 1 177          | 33        |
| 4 077                | 935            | 1 971          | 1 171         | 2 576          | 335           | 1 501         | 660            | 837           | 894            | 1 056         | 1 464         | 663            | 35        |
| 5 357                | 1 411          | 2 603          | 1 343         | 3 786          | 479           | 1 571         | 702            | 864           | 1 256          | 1 406         | 1 826         | 868            | 36        |
| 2 970                | 789            | 1 412          | 768           | 2 116          | 260           | 854           | 346            | 508           | 742            | 784           | 993           | 451            | 37        |
| 929                  | 228            | 372            | 329           | 599            | 115           | 330           | 114            | 214           | 295            | 255           | 269           | 110            | 38        |
| 356                  | 95             | 132            | 128           | 217            | 41            | 138           | 51             | 87            | 97             | 109           | 101           | 48             | 39        |
| <b>1990</b>          | <b>1989</b>    | <b>1990</b>    | <b>1989</b>   | <b>1990</b>    | <b>1988</b>   | <b>1990</b>   | <b>1991</b>    | <b>1990</b>   | <b>1987</b>    | <b>1990</b>   | <b>1991</b>   | <b>1991</b>    | <b>40</b> |
| 30 072               | 8 128          | 14 691         | 7 253         | 20 314         | 2 076         | 9 758         | 4 544          | 5 177         | 6 903          | 7 414         | 10 793        | 4 962          | 41        |
| 37 517               | 7 069          | 20 673         | 9 774         | 23 017         | 2 842         | 14 500        | 7 500          | 6 932         | 5 542          | 9 924         | 13 811        | 8 240          | 42        |
| 1 207                | 315            | 651            | 241           | 808            | 53            | 399           | 211            | 188           | 199            | 231           | 576           | 201            | 43        |
| 65 334               | 14 636         | 34 480         | 16 219        | 42 107         | 4 738         | 23 227        | 11 647         | 11 481        | 11 952         | 16 919        | 23 615        | 12 849         | 44        |
| 4 486                | 822            | 1 739          | 1 925         | 2 225          | 524           | 2 261         | 856            | 1 401         | 894            | 1 164         | 1 876         | 552            | 45        |
| 6 686                | 1 685          | 2 854          | 2 147         | 4 189          | 628           | 2 497         | 972            | 1 520         | 1 264          | 1 917         | 2 576         | 929            | 46        |
| 5 500                | 1 261          | 2 475          | 1 764         | 3 321          | 515           | 2 179         | 930            | 1 250         | 1 029          | 1 637         | 2 065         | 770            | 47        |
| 4 868                | 1 084          | 1 988          | 1 796         | 2 848          | 536           | 2 020         | 758            | 1 260         | 835            | 1 496         | 1 831         | 706            | 48        |
| 4 208                | 984            | 1 905          | 1 319         | 2 612          | 410           | 1 596         | 684            | 909           | 666            | 1 304         | 1 641         | 597            | 49        |
| 3 881                | 981            | 1 778          | 1 122         | 2 548          | 435           | 1 333         | 638            | 686           | 619            | 1 151         | 1 544         | 567            | 50        |
| 3 748                | 946            | 1 897          | 905           | 2 527          | 270           | 1 221         | 581            | 635           | 561            | 994           | 1 550         | 643            | 51        |
| 3 473                | 748            | 2 008          | 716           | 2 354          | 238           | 1 118         | 633            | 478           | 508            | 983           | 1 397         | 585            | 52        |
| 5 801                | 1 339          | 3 429          | 1 033         | 3 947          | 317           | 1 854         | 1 129          | 715           | 963            | 1 558         | 2 051         | 1 228          | 53        |
| 3 554                | 791            | 2 309          | 454           | 2 530          | 173           | 1 024         | 727            | 281           | 643            | 840           | 1 126         | 945            | 54        |
| 4 596                | 941            | 3 067          | 588           | 3 274          | 169           | 1 322         | 890            | 419           | 926            | 954           | 1 381         | 1 335          | 55        |
| 4 471                | 945            | 3 008          | 519           | 3 154          | 111           | 1 318         | 898            | 408           | 978            | 855           | 1 286         | 1 352          | 56        |
| 2 002                | 405            | 1 434          | 162           | 1 424          | 28            | 577           | 436            | 134           | 440            | 325           | 501           | 735            | 57        |
| 1 080                | 225            | 755            | 100           | 765            | 14            | 315           | 228            | 87            | 244            | 149           | 276           | 411            | 58        |
| 1 836                | 394            | 1 330          | 112           | 1 375          | 25            | 461           | 371            | 88            | 378            | 247           | 401           | 811            | 59        |
| 5 144                | 1 087          | 2 503          | 1 555         | 3 013          | 345           | 2 131         | 916            | 1 210         | 1 003          | 1 346         | 2 112         | 683            | 60        |
| <b>61 244</b>        | <b>59 580</b>  | <b>76 733</b>  | <b>38 325</b> | <b>67 136</b>  | <b>39 890</b> | <b>49 974</b> | <b>69 095</b>  | <b>37 658</b> | <b>62 994</b>  | <b>52 337</b> | <b>54 935</b> | <b>91 963</b>  | <b>61</b> |
| 2 414                | 632            | 966            | 816           | 1 384          | 199           | 1 030         | 411            | 617           | 515            | 481           | 1 049         | 369            | 62        |
| 1 047                | 244            | 568            | 234           | 648            | 36            | 399           | 198            | 199           | 177            | 169           | 516           | 186            | 63        |
| 65 334               | 14 636         | 34 480         | 16 219        | 42 107         | 4 738         | 23 227        | 11 647         | 11 481        | 11 952         | 16 919        | 23 615        | 12 849         | 64        |
| 20 622               | 3 763          | 12 186         | 4 673         | 13 140         | 1 466         | 7 483         | 4 235          | 3 207         | 3 222          | 5 999         | 8 895         | 4 505          | 65        |
| 31 552               | 8 053          | 16 467         | 7 031         | 21 522         | 2 065         | 10 030        | 5 018          | 4 967         | 6 747          | 7 520         | 11 420        | 5 865          | 66        |
| 603                  | 118            | 340            | 145           | 383            | 47            | 221           | 120            | 98            | 101            | 141           | 179           | 183            | 67        |
| 2 279                | 489            | 903            | 887           | 1 297          | 248           | 983           | 343            | 638           | 392            | 646           | 837           | 405            | 68        |
| 1 508                | 383            | 750            | 375           | 1 031          | 117           | 477           | 219            | 258           | 303            | 383           | 503           | 319            | 69        |
| 523                  | 32             | 245            | 245           | 137            | 19            | 385           | 159            | 226           | 102            | 98            | 275           | 48             | 70        |
| 2 361                | 545            | 1 052          | 764           | 1 345          | 212           | 1 016         | 459            | 552           | 322            | 650           | 893           | 495            | 71        |
| 4 318                | 832            | 1 749          | 1 736         | 2 220          | 482           | 2 098         | 839            | 1 254         | 510            | 1 096         | 1 965         | 747            | 72        |
| 1 569                | 420            | 787            | 362           | 1 034          | 81            | 535           | 254            | 281           | 254            | 385           | 650           | 281            | 73        |

**Table 3-15. Mortgage Characteristics—Owner Occupied Units**

[Numbers in thousands. Consistent with the 1990 Census. ... means not applicable or sample too small. – means zero or rounds to zero]

| Characteristics  | Total occupied units | Housing unit characteristics |              |                   |              |              | Household characteristics |                             |                    |                     |  |
|--|----------------------|------------------------------|--------------|-------------------|--------------|--------------|---------------------------|-----------------------------|--------------------|---------------------|--|
|  |                      | New construction 4 years     | Mobile homes | Physical problems |              | Black        | Hispanic                  | Elderly (65 years and over) | Moved in past year | Below poverty level |  |
|  |                      |                              |              | Severe            | Moderate     |              |                           |                             |                    |                     |  |
| <b>1 Total</b>   | <b>68 796</b>        | <b>4 825</b>                 | <b>5 649</b> | <b>869</b>        | <b>2 056</b> | <b>6 013</b> | <b>4 087</b>              | <b>17 196</b>               | <b>5 636</b>       | <b>6 276</b>        |  |
| <b>Mortgages Currently on Property</b>                         |                      |                              |              |                   |              |              |                           |                             |                    |                     |  |
| 2 None, owned free and clear                                   | 25 604               | 865                          | 2 988        | 457               | 1 097        | 2 086        | 1 299                     | 13 105                      | 1 187              | 3 964               |  |
| 3 Regular and home equity mortgages <sup>1</sup>               | 6 279                | 446                          | 77           | 50                | 112          | 372          | 288                       | 368                         | 246                | 129                 |  |
| 4 Regular mortgage only  | 30 102               | 3 207                        | 2 119        | 298               | 673          | 2 846        | 2 194                     | 2 349                       | 3 763              | 1 608               |  |
| 5 Home equity mortgage only                                    | 2 784                | 92                           | 105          | 15                | 65           | 208          | 104                       | 644                         | 74                 | 141                 |  |
| 6 With regular mortgage, home equity not reported              | 2 503                | 127                          | 213          | 23                | 55           | 269          | 115                       | 425                         | 238                | 246                 |  |
| 7 No regular mortgage, home equity not reported                | 1 525                | 89                           | 147          | 26                | 54           | 232          | 86                        | 305                         | 128                | 187                 |  |
| <b>Number of Regular and Home Equity Mortgages<sup>1</sup></b> |                      |                              |              |                   |              |              |                           |                             |                    |                     |  |
| 8 1 mortgage   | 28 960               | 3 110                        | 2 103        | 283               | 647          | 2 745        | 2 105                     | 2 307                       | 3 655              | 1 560               |  |
| 9 2 mortgages  | 6 884                | 500                          | 78           | 65                | 120          | 427          | 344                       | 363                         | 318                | 156                 |  |
| 10 3 mortgages or more   | 415                  | 26                           | 15           | 1                 | 13           | 34           | 26                        | 20                          | 26                 | 13                  |  |
| 11 Number not reported   | 2 626                | 144                          | 213          | 23                | 61           | 281          | 123                       | 451                         | 247                | 254                 |  |
| <b>Type of Home Equity Mortgage</b>                            |                      |                              |              |                   |              |              |                           |                             |                    |                     |  |
| 12 Units with 1 or more home equity mortgages                  | 9 062                | 537                          | 182          | 65                | 177          | 580          | 392                       | 1 013                       | 320                | 270                 |  |
| 13 Lump sum only   | 3 680                | 229                          | 79           | 23                | 91           | 326          | 212                       | 353                         | 140                | 129                 |  |
| 14 Credit line only  | 5 013                | 280                          | 85           | 39                | 75           | 224          | 159                       | 621                         | 161                | 118                 |  |
| 15 With outstanding balance                                    | 3 260                | 169                          | 43           | 31                | 50           | 123          | 75                        | 401                         | 69                 | 60                  |  |
| 16 Both  | 48                   | 2                            | 2            | –                 | –            | –            | –                         | 7                           | –                  | 7                   |  |
| 17 Type not reported   | 321                  | 26                           | 16           | 2                 | 11           | 30           | 20                        | 32                          | 19                 | 16                  |  |
| <b>OWNERS WITH ONE OR MORE REGULAR MORTGAGES</b>               |                      |                              |              |                   |              |              |                           |                             |                    |                     |  |
| <b>18 Total</b>  | <b>38 883</b>        | <b>3 779</b>                 | <b>2 409</b> | <b>371</b>        | <b>841</b>   | <b>3 487</b> | <b>2 598</b>              | <b>3 142</b>                | <b>4 247</b>       | <b>1 983</b>        |  |
| <b>Type of Primary Mortgage</b>                                |                      |                              |              |                   |              |              |                           |                             |                    |                     |  |
| 19 FHA   | 5 410                | 452                          | 88           | 62                | 114          | 981          | 647                       | 277                         | 742                | 237                 |  |
| 20 VA  | 1 893                | 144                          | 33           | 23                | 20           | 265          | 129                       | 136                         | 209                | 62                  |  |
| 21 Farmers Home Administration                                 | 330                  | 44                           | 29           | 5                 | 11           | 52           | 28                        | 44                          | 55                 | 33                  |  |
| 22 Other types   | 28 204               | 2 967                        | 2 026        | 247               | 623          | 1 815        | 1 622                     | 2 116                       | 2 962              | 1 345               |  |
| 23 Don't know  | 103                  | 5                            | 17           | 7                 | 5            | 18           | 11                        | 13                          | 5                  | 6                   |  |
| 24 Not reported  | 2 942                | 167                          | 216          | 26                | 67           | 355          | 161                       | 556                         | 274                | 299                 |  |
| <b>Lower Cost State and Local Mortgages</b>                    |                      |                              |              |                   |              |              |                           |                             |                    |                     |  |
| 25 State or local program used                                 | 3 199                | 203                          | 82           | 45                | 81           | 539          | 353                       | 223                         | 394                | 189                 |  |
| 26 Not used  | 32 756               | 3 424                        | 2 115        | 298               | 696          | 2 584        | 2 062                     | 2 383                       | 3 590              | 1 506               |  |
| 27 Not reported  | 2 929                | 152                          | 212          | 28                | 64           | 365          | 182                       | 536                         | 264                | 288                 |  |
| <b>Mortgage Origination</b>                                    |                      |                              |              |                   |              |              |                           |                             |                    |                     |  |
| 28 Placed new mortgage(s)                                      | 38 199               | 3 753                        | 2 328        | 353               | 820          | 3 426        | 2 521                     | 3 084                       | 4 181              | 1 926               |  |
| 29 Primary obtained when property acquired                     | 27 439               | 3 419                        | 2 038        | 245               | 601          | 2 749        | 2 015                     | 1 984                       | 4 104              | 1 517               |  |
| 30 Obtained later  | 10 760               | 334                          | 290          | 108               | 219          | 677          | 506                       | 1 100                       | 76                 | 409                 |  |
| 31 Assumed   | 585                  | 24                           | 75           | 15                | 18           | 44           | 72                        | 53                          | 52                 | 47                  |  |
| 32 Wrap-around   | 27                   | 2                            | 5            | –                 | –            | 4            | 4                         | 5                           | 7                  | 4                   |  |
| 33 Combination of the above                                    | 73                   | –                            | –            | 3                 | 3            | 12           | 1                         | –                           | 7                  | 5                   |  |
| <b>Payment Plan of Primary Mortgage</b>                        |                      |                              |              |                   |              |              |                           |                             |                    |                     |  |
| 34 Fixed payment, self-amortizing                              | 31 472               | 3 164                        | 1 971        | 287               | 674          | 2 680        | 2 099                     | 2 147                       | 3 532              | 1 369               |  |
| 35 Adjustable rate mortgage                                    | 2 057                | 171                          | 50           | 34                | 42           | 139          | 147                       | 174                         | 155                | 79                  |  |
| 36 Adjustable term mortgage                                    | 277                  | 30                           | 41           | –                 | 10           | 46           | 16                        | 42                          | 35                 | 41                  |  |
| 37 Graduated payment mortgage                                  | 363                  | 72                           | 24           | 3                 | 9            | 32           | 35                        | 21                          | 76                 | 17                  |  |
| 38 Balloon   | 302                  | 42                           | 28           | 3                 | 3            | 22           | 16                        | 33                          | 34                 | 38                  |  |
| 39 Other   | 3                    | –                            | –            | –                 | –            | –            | –                         | –                           | 3                  | –                   |  |
| 40 Combination of the above                                    | 273                  | 31                           | 14           | –                 | 3            | 14           | 11                        | 20                          | 26                 | 12                  |  |
| 41 Not reported  | 4 138                | 269                          | 282          | 44                | 100          | 554          | 274                       | 705                         | 385                | 427                 |  |
| <b>Payment Plan of Secondary Mortgage</b>                      |                      |                              |              |                   |              |              |                           |                             |                    |                     |  |
| 42 Units with two or more mortgages                            | 1 493                | 124                          | 37           | 16                | 34           | 135          | 114                       | 63                          | 128                | 55                  |  |
| 43 Fixed payment, self-amortizing                              | 1 240                | 107                          | 22           | 15                | 32           | 118          | 98                        | 44                          | 106                | 41                  |  |
| 44 Adjustable rate mortgage                                    | 36                   | 2                            | 2            | –                 | –            | 2            | 4                         | 2                           | 2                  | 5                   |  |
| 45 Adjustable term mortgage                                    | 84                   | 3                            | 13           | –                 | –            | 9            | 3                         | 11                          | –                  | 4                   |  |
| 46 Graduated payment mortgage                                  | 21                   | –                            | –            | –                 | 2            | 3            | 2                         | –                           | 2                  | –                   |  |
| 47 Balloon   | 30                   | –                            | –            | –                 | –            | 1            | –                         | 1                           | 8                  | –                   |  |
| 48 Other   | –                    | –                            | –            | –                 | –            | –            | –                         | –                           | –                  | –                   |  |
| 49 Combination of the above                                    | 18                   | –                            | –            | 1                 | –            | –            | 2                         | –                           | –                  | –                   |  |
| 50 Not reported  | 64                   | 5                            | –            | –                 | –            | 3            | 6                         | 4                           | 10                 | 5                   |  |
| <b>Lenders of Primary and Secondary Mortgages</b>              |                      |                              |              |                   |              |              |                           |                             |                    |                     |  |
| 51 Only borrowed from firm(s)                                  | 34 642               | 3 553                        | 1 989        | 319               | 684          | 3 001        | 2 295                     | 2 505                       | 3 797              | 1 552               |  |
| 52 Only borrowed from seller                                   | 551                  | 11                           | 129          | 12                | 59           | 41           | 82                        | 20                          | 92                 | 73                  |  |
| 53 Only borrowed from other individual(s)                      | 364                  | 18                           | 49           | 3                 | 13           | 31           | 19                        | 35                          | 56                 | 36                  |  |
| 54 Borrowed from a firm and seller                             | 52                   | 3                            | –            | 3                 | –            | 2            | 3                         | –                           | 8                  | 8                   |  |
| 55 Borrowed from a firm and other individual                   | 35                   | 2                            | –            | –                 | –            | –            | –                         | –                           | 3                  | –                   |  |
| 56 Borrowed from seller and other individual                   | 3                    | –                            | 3            | –                 | –            | –            | –                         | –                           | –                  | –                   |  |
| 57 One or both sources not reported                            | 3 237                | 191                          | 239          | 33                | 85           | 412          | 199                       | 581                         | 291                | 314                 |  |
| <b>Items Included in Primary Mortgage Payment<sup>2</sup></b>  |                      |                              |              |                   |              |              |                           |                             |                    |                     |  |
| 58 Principal and interest only                                 | 12 160               | 1 311                        | 1 540        | 117               | 335          | 857          | 638                       | 1 282                       | 1 048              | 790                 |  |
| 59 Property taxes  | 22 451               | 2 070                        | 344          | 223               | 390          | 2 097        | 1 716                     | 1 191                       | 2 725              | 774                 |  |
| 60 Property insurance  | 19 999               | 2 030                        | 581          | 180               | 368          | 1 996        | 1 604                     | 1 004                       | 2 458              | 729                 |  |
| 61 Other   | 1 215                | 92                           | 6            | 9                 | 26           | 123          | 103                       | 38                          | 157                | 27                  |  |
| 62 Not reported  | 3 375                | 203                          | 249          | 25                | 78           | 394          | 183                       | 586                         | 350                | 320                 |  |

| Total occupied units | In MSAs        |               | Outside MSAs  | Urban         |              | Rural         |               |               | Regions       |               |               |               |           |
|----------------------|----------------|---------------|---------------|---------------|--------------|---------------|---------------|---------------|---------------|---------------|---------------|---------------|-----------|
|                      | Central cities | Suburbs       |               | Total         | Outside MSAs | Total         | Suburbs       | Outside MSAs  | Northeast     | Midwest       | South         | West          |           |
| <b>68 796</b>        | <b>15 512</b>  | <b>36 015</b> | <b>17 269</b> | <b>44 139</b> | <b>4 972</b> | <b>24 657</b> | <b>12 256</b> | <b>12 297</b> | <b>12 644</b> | <b>17 568</b> | <b>25 180</b> | <b>13 403</b> | <b>1</b>  |
| 25 604               | 5 408          | 11 833        | 8 364         | 15 240        | 2 446        | 10 364        | 4 412         | 5 918         | 4 593         | 6 705         | 10 115        | 4 190         | 2         |
| 6 279                | 1 327          | 3 902         | 1 050         | 4 393         | 343          | 1 886         | 1 174         | 707           | 1 359         | 1 902         | 1 634         | 1 384         | 3         |
| 30 102               | 7 202          | 16 662        | 6 238         | 20 210        | 1 806        | 9 891         | 5 401         | 4 432         | 5 230         | 7 353         | 10 821        | 6 697         | 4         |
| 2 784                | 571            | 1 518         | 6 694         | 1 687         | 176          | 1 097         | 576           | 518           | 732           | 851           | 738           | 463           | 5         |
| 2 503                | 639            | 1 321         | 543           | 1 630         | 117          | 873           | 444           | 426           | 461           | 461           | 1 158         | 422           | 6         |
| 1 525                | 366            | 779           | 380           | 979           | 84           | 546           | 248           | 296           | 268           | 296           | 714           | 247           | 7         |
| 28 960               | 6 871          | 16 086        | 6 003         | 19 378        | 1 725        | 9 581         | 5 248         | 4 278         | 5 075         | 7 116         | 10 466        | 6 304         | 8         |
| 6 884                | 1 540          | 4 150         | 1 194         | 4 854         | 404          | 2 030         | 1 233         | 790           | 1 441         | 2 018         | 1 791         | 1 633         | 9         |
| 415                  | 93             | 257           | 66            | 296           | 18           | 119           | 71            | 48            | 50            | 92            | 152           | 122           | 10        |
| 2 626                | 663            | 1 394         | 569           | 1 705         | 119          | 920           | 469           | 449           | 486           | 491           | 1 205         | 445           | 11        |
| 9 062                | 1 898          | 5 420         | 1 744         | 6 079         | 519          | 2 983         | 1 751         | 1 225         | 2 091         | 2 752         | 2 372         | 1 847         | 12        |
| 3 680                | 832            | 2 126         | 722           | 2 497         | 213          | 1 182         | 672           | 509           | 897           | 1 141         | 894           | 748           | 13        |
| 5 013                | 989            | 3 073         | 952           | 3 330         | 288          | 1 683         | 1 014         | 664           | 1 124         | 1 513         | 1 350         | 1 025         | 14        |
| 3 260                | 620            | 2 017         | 623           | 2 110         | 163          | 1 151         | 688           | 460           | 727           | 1 012         | 825           | 696           | 15        |
| 48                   | 3              | 39            | 7             | 30            | -            | 18            | 11            | 7             | 11            | 18            | 9             | 10            | 16        |
| 321                  | 74             | 183           | 64            | 222           | 18           | 100           | 54            | 46            | 59            | 80            | 119           | 63            | 17        |
| <b>38 883</b>        | <b>9 167</b>   | <b>21 885</b> | <b>7 831</b>  | <b>26 233</b> | <b>2 266</b> | <b>12 650</b> | <b>7 020</b>  | <b>5 565</b>  | <b>7 050</b>  | <b>9 716</b>  | <b>13 613</b> | <b>8 503</b>  | <b>18</b> |
| 5 410                | 1 756          | 3 007         | 646           | 4 215         | 254          | 1 195         | 795           | 392           | 743           | 1 060         | 2 237         | 1 369         | 19        |
| 1 893                | 620            | 972           | 301           | 1 407         | 130          | 486           | 301           | 171           | 168           | 404           | 815           | 505           | 20        |
| 330                  | 51             | 156           | 123           | 146           | 31           | 184           | 92            | 92            | 24            | 83            | 168           | 55            | 21        |
| 28 204               | 5 912          | 16 176        | 6 116         | 18 438        | 1 698        | 9 766         | 5 307         | 4 418         | 5 570         | 7 559         | 9 009         | 6 066         | 22        |
| 105                  | 32             | 48            | 26            | 72            | 2            | 33            | 10            | 24            | 13            | 22            | 48            | 22            | 23        |
| 2 942                | 796            | 1 527         | 620           | 1 955         | 151          | 986           | 515           | 469           | 532           | 589           | 1 336         | 486           | 24        |
| 3 199                | 947            | 1 548         | 704           | 2 285         | 264          | 914           | 463           | 440           | 545           | 813           | 1 144         | 697           | 25        |
| 32 756               | 7 438          | 18 796        | 6 522         | 22 006        | 1 851        | 10 750        | 6 030         | 4 671         | 5 972         | 8 326         | 11 165        | 7 293         | 26        |
| 2 929                | 782            | 1 542         | 605           | 1 942         | 151          | 986           | 528           | 454           | 533           | 578           | 1 305         | 513           | 27        |
| 38 199               | 8 968          | 21 551        | 7 680         | 25 734        | 2 210        | 12 465        | 6 933         | 5 470         | 6 999         | 9 624         | 13 255        | 8 321         | 28        |
| 27 439               | 6 626          | 15 259        | 5 553         | 18 569        | 1 636        | 8 869         | 4 916         | 3 917         | 4 947         | 6 506         | 10 525        | 5 460         | 29        |
| 10 760               | 2 341          | 6 292         | 2 127         | 7 165         | 574          | 3 595         | 2 016         | 1 553         | 2 052         | 3 118         | 2 730         | 2 861         | 30        |
| 585                  | 170            | 285           | 130           | 425           | 48           | 160           | 75            | 82            | 41            | 81            | 319           | 144           | 31        |
| 27                   | 4              | 18            | 5             | 19            | 3            | 7             | 5             | 3             | 2             | 4             | 12            | 9             | 32        |
| 73                   | 26             | 32            | 16            | 55            | 5            | 18            | 8             | 11            | 8             | 8             | 28            | 30            | 33        |
| 31 472               | 7 373          | 17 931        | 6 167         | 21 314        | 1 785        | 10 158        | 5 719         | 4 382         | 5 810         | 7 950         | 10 840        | 6 872         | 34        |
| 2 057                | 460            | 1 169         | 428           | 1 425         | 156          | 632           | 357           | 272           | 380           | 509           | 599           | 568           | 35        |
| 277                  | 59             | 117           | 101           | 140           | 15           | 137           | 49            | 85            | 44            | 72            | 97            | 64            | 36        |
| 363                  | 90             | 225           | 49            | 261           | 18           | 102           | 71            | 31            | 67            | 78            | 96            | 122           | 37        |
| 302                  | 57             | 152           | 93            | 200           | 28           | 102           | 36            | 66            | 24            | 127           | 92            | 59            | 38        |
| 3                    | 3              | -             | -             | 3             | -            | -             | -             | -             | -             | -             | 3             | -             | 39        |
| 273                  | 66             | 140           | 66            | 186           | 18           | 87            | 39            | 48            | 35            | 119           | 57            | 62            | 40        |
| 4 138                | 1 060          | 2 151         | 927           | 2 705         | 245          | 1 433         | 749           | 682           | 691           | 861           | 1 830         | 757           | 41        |
| 1 493                | 411            | 789           | 293           | 1 078         | 91           | 415           | 211           | 201           | 194           | 304           | 507           | 488           | 42        |
| 1 240                | 355            | 647           | 238           | 911           | 81           | 329           | 170           | 157           | 157           | 265           | 419           | 398           | 43        |
| 36                   | 5              | 25            | 7             | 22            | 2            | 14            | 9             | 4             | 4             | 3             | 13            | 16            | 44        |
| 84                   | 14             | 45            | 25            | 47            | 4            | 37            | 17            | 20            | 10            | 18            | 34            | 22            | 45        |
| 21                   | 8              | 12            | -             | 15            | -            | 5             | 5             | -             | 2             | 3             | 8             | 8             | 46        |
| 30                   | 7              | 18            | 5             | 23            | -            | 7             | 2             | 5             | 1             | 5             | 7             | 17            | 47        |
| -                    | -              | -             | -             | -             | -            | -             | -             | -             | -             | -             | -             | -             | 48        |
| 18                   | 5              | 8             | 5             | 15            | 3            | 2             | -             | 2             | 7             | 5             | 5             | 1             | 49        |
| 64                   | 17             | 34            | 13            | 44            | -            | 20            | 7             | 13            | 12            | 6             | 21            | 26            | 50        |
| 34 642               | 8 054          | 19 755        | 6 833         | 23 447        | 2 018        | 11 195        | 6 320         | 4 815         | 6 366         | 8 841         | 11 719        | 7 717         | 51        |
| 551                  | 138            | 212           | 202           | 316           | 44           | 235           | 78            | 157           | 47            | 150           | 258           | 96            | 52        |
| 364                  | 67             | 203           | 93            | 234           | 30           | 130           | 64            | 64            | 40            | 90            | 150           | 84            | 53        |
| 52                   | 25             | 15            | 12            | 34            | 3            | 17            | 8             | 9             | 5             | -             | 25            | 21            | 54        |
| 35                   | 6              | 19            | 10            | 25            | 5            | 10            | 5             | 5             | 11            | 5             | 2             | 17            | 55        |
| 3                    | -              | -             | 3             | -             | -            | 3             | -             | 3             | 3             | -             | -             | -             | 56        |
| 3 237                | 877            | 1 682         | 678           | 2 176         | 166          | 1 061         | 546           | 512           | 579           | 631           | 1 459         | 568           | 57        |
| 12 160               | 2 141          | 6 347         | 3 672         | 6 827         | 822          | 5 333         | 2 470         | 2 849         | 1 826         | 3 338         | 3 795         | 3 200         | 58        |
| 22 451               | 5 975          | 13 261        | 3 215         | 16 683        | 1 215        | 5 767         | 3 722         | 2 000         | 4 485         | 5 498         | 7 917         | 4 550         | 59        |
| 19 999               | 5 347          | 11 573        | 3 079         | 14 584        | 1 135        | 5 415         | 3 426         | 1 945         | 3 334         | 4 797         | 7 709         | 4 159         | 60        |
| 1 215                | 382            | 657           | 175           | 962           | 81           | 252           | 155           | 95            | 267           | 253           | 435           | 260           | 61        |
| 3 375                | 877            | 1 808         | 690           | 2 231         | 165          | 1 144         | 614           | 525           | 628           | 690           | 1 476         | 582           | 62        |

**Table 3-15. Mortgage Characteristics—Owner Occupied Units—Con.**

[Numbers in thousands. Consistent with the 1990 Census. ... means not applicable or sample too small. — means zero or rounds to zero]

| Characteristics  | Total occupied units         | Housing unit characteristics |               |                   |               | Household characteristics |               |                             |                    |                     |
|--|------------------------------|------------------------------|---------------|-------------------|---------------|---------------------------|---------------|-----------------------------|--------------------|---------------------|
|  |                              | New construction 4 years     | Mobile homes  | Physical problems |               | Black                     | Hispanic      | Elderly (65 years and over) | Moved in past year | Below poverty level |
|  |                              |                              |               | Severe            | Moderate      |                           |               |                             |                    |                     |
| <b>OWNERS WITH ONE OR MORE REGULAR MORTGAGES—Con.</b>        |                              |                              |               |                   |               |                           |               |                             |                    |                     |
| <b>Year Primary Mortgage Originated</b>                      |                              |                              |               |                   |               |                           |               |                             |                    |                     |
| 1  | 2000 to 2004 .....           | —                            | —             | —                 | —             | —                         | —             | —                           | —                  | —                   |
| 2  | 1995 to 1999 .....           | 20 102                       | 3 769         | 1 633             | 156           | 467                       | 1 710         | 1 354                       | 1 109              | 3 177               |
| 3  | 1990 to 1994 .....           | 9 935                        | ...           | 506               | 108           | 201                       | 751           | 705                         | 590                | 575                 |
| 4  | 1985 to 1989 .....           | 4 129                        | ...           | 182               | 55            | 88                        | 364           | 237                         | 396                | 283                 |
| 5  | 1980 to 1984 .....           | 1 435                        | ...           | 46                | 14            | 26                        | 169           | 105                         | 223                | 95                  |
| 6  | 1975 to 1979 .....           | 1 785                        | ...           | 24                | 20            | 24                        | 225           | 112                         | 300                | 45                  |
| 7  | 1970 to 1974 .....           | 820                          | ...           | 16                | 9             | 19                        | 163           | 42                          | 233                | 37                  |
| 8  | 1960 to 1969 .....           | 664                          | ...           | 2                 | 8             | 15                        | 102           | 43                          | 279                | 34                  |
| 9  | 1950 to 1959 .....           | 14                           | ...           | —                 | —             | —                         | 4             | —                           | 13                 | —                   |
| 10   | 1949 or earlier .....        | —                            | ...           | —                 | —             | —                         | —             | —                           | —                  | —                   |
| 11   | <b>Median</b> .....          | <b>1995+</b>                 | <b>1995+</b>  | <b>1995+</b>      | <b>1994</b>   | <b>1995+</b>              | <b>1995</b>   | <b>1995+</b>                | <b>1991</b>        | <b>1995+</b>        |
| <b>Term of Primary Mortgage at Origination or Assumption</b> |                              |                              |               |                   |               |                           |               |                             |                    |                     |
| 12   | Less than 8 years .....      | 1 020                        | 106           | 310               | 15            | 51                        | 109           | 69                          | 115                | 118                 |
| 13   | 8 to 12 years .....          | 1 353                        | 94            | 296               | 16            | 89                        | 69            | 82                          | 114                | 118                 |
| 14   | 13 to 17 years .....         | 8 008                        | 589           | 717               | 79            | 177                       | 576           | 364                         | 585                | 555                 |
| 15   | 18 to 22 years .....         | 2 604                        | 362           | 405               | 31            | 62                        | 260           | 131                         | 275                | 220                 |
| 16   | 23 to 27 years .....         | 1 362                        | 130           | 113               | 18            | 26                        | 141           | 66                          | 132                | 68                  |
| 17   | 28 to 32 years .....         | 23 238                       | 2 431         | 488               | 201           | 403                       | 2 170         | 1 811                       | 1 575              | 3 065               |
| 18   | 33 years or more .....       | 860                          | 22            | 13                | 10            | 21                        | 106           | 53                          | 273                | 52                  |
| 19   | Variable .....               | 438                          | 45            | 66                | 1             | 12                        | 56            | 22                          | 72                 | 51                  |
| 20   | <b>Median</b> .....          | <b>29</b>                    | <b>29</b>     | <b>17</b>         | <b>29</b>     | <b>28</b>                 | <b>29</b>     | <b>30</b>                   | <b>29</b>          | <b>30</b>           |
| <b>Remaining Years Mortgaged</b>                             |                              |                              |               |                   |               |                           |               |                             |                    |                     |
| 21   | Less than 8 years .....      | 6 361                        | 156           | 677               | 81            | 215                       | 724           | 379                         | 1 104              | 339                 |
| 22   | 8 to 12 .....                | 5 525                        | 189           | 437               | 62            | 120                       | 415           | 262                         | 513                | 267                 |
| 23   | 13 to 17 .....               | 5 688                        | 625           | 513               | 49            | 123                       | 476           | 347                         | 416                | 550                 |
| 24   | 18 to 22 .....               | 4 351                        | 295           | 275               | 42            | 101                       | 401           | 271                         | 311                | 468                 |
| 25   | 23 to 27 .....               | 8 433                        | 564           | 216               | 74            | 123                       | 721           | 661                         | 397                | 671                 |
| 26   | 28 to 32 .....               | 1 962                        | 219           | 61                | 145           | 684                       | 644           | 318                         | 1 891              | 255                 |
| 27   | 33 years or more .....       | 68                           | 13            | 6                 | —             | 2                         | 3             | 9                           | 4                  | 11                  |
| 28   | Variable .....               | 496                          | 48            | 66                | 2             | 12                        | 64            | 25                          | 79                 | 51                  |
| 29   | <b>Median</b> .....          | <b>20</b>                    | <b>28</b>     | <b>14</b>         | <b>17</b>     | <b>16</b>                 | <b>19</b>     | <b>23</b>                   | <b>12</b>          | <b>27</b>           |
| <b>Current Interest Rate</b>                                 |                              |                              |               |                   |               |                           |               |                             |                    |                     |
| 30   | Less than 6 percent .....    | 897                          | 65            | 61                | 14            | 24                        | 138           | 60                          | 91                 | 164                 |
| 31   | 6 to 7.9 .....               | 24 918                       | 2 644         | 848               | 230           | 442                       | 1 814         | 1 548                       | 1 768              | 3 194               |
| 32   | 8 to 9.9 .....               | 10 316                       | 745           | 848               | 99            | 263                       | 1 140         | 789                         | 1 001              | 686                 |
| 33   | 10 to 11.9 .....             | 1 876                        | 196           | 375               | 25            | 75                        | 252           | 140                         | 177                | 124                 |
| 34   | 12 to 13.9 .....             | 606                          | 57            | 169               | 2             | 21                        | 83            | 46                          | 62                 | 60                  |
| 35   | 14 to 15.9 .....             | 138                          | 36            | 55                | —             | 2                         | 30            | 3                           | 31                 | 8                   |
| 36   | 16 to 17.9 .....             | 47                           | 19            | 24                | —             | 2                         | 6             | 2                           | 2                  | 5                   |
| 37   | 18 to 19.9 .....             | 70                           | 5             | 17                | 3             | 6                         | 13            | 0                           | 8                  | 3                   |
| 38   | 20 percent or more .....     | 16                           | 13            | 13                | —             | 4                         | 12            | —                           | 1                  | 4                   |
| 39   | Not reported .....           | ...                          | ...           | ...               | ...           | ...                       | ...           | ...                         | ...                | ...                 |
| 40   | <b>Median</b> .....          | <b>7.5</b>                   | <b>7.4</b>    | <b>8.7</b>        | <b>7.5</b>    | <b>7.8</b>                | <b>7.8</b>    | <b>7.6</b>                  | <b>7.7</b>         | <b>7.2</b>          |
| <b>Total Outstanding Principal Amount</b>                    |                              |                              |               |                   |               |                           |               |                             |                    |                     |
| 41   | Less than \$10,000 .....     | 4 053                        | 107           | 755               | 55            | 142                       | 587           | 256                         | 792                | 240                 |
| 42   | \$10,000 to \$19,999 .....   | 2 532                        | 110           | 383               | 38            | 105                       | 297           | 173                         | 393                | 138                 |
| 43   | \$20,000 to \$29,999 .....   | 2 876                        | 290           | 462               | 33            | 93                        | 292           | 181                         | 284                | 196                 |
| 44   | \$30,000 to \$39,999 .....   | 3 020                        | 242           | 355               | 34            | 81                        | 297           | 212                         | 327                | 193                 |
| 45   | \$40,000 to \$49,999 .....   | 2 864                        | 189           | 165               | 27            | 49                        | 318           | 169                         | 284                | 237                 |
| 46   | \$50,000 to \$59,999 .....   | 2 950                        | 173           | 101               | 39            | 46                        | 304           | 199                         | 169                | 280                 |
| 47   | \$60,000 to \$69,999 .....   | 2 913                        | 154           | 61                | 23            | 76                        | 244           | 199                         | 155                | 284                 |
| 48   | \$70,000 to \$79,999 .....   | 2 781                        | 245           | 39                | 22            | 55                        | 232           | 182                         | 176                | 335                 |
| 49   | \$80,000 to \$99,999 .....   | 4 351                        | 454           | 57                | 36            | 39                        | 317           | 312                         | 187                | 569                 |
| 50   | \$100,000 to \$119,999 ..... | 2 962                        | 381           | 22                | 31            | 38                        | 239           | 219                         | 111                | 458                 |
| 51   | \$120,000 to \$149,999 ..... | 3 123                        | 562           | 2                 | 16            | 55                        | 156           | 239                         | 118                | 492                 |
| 52   | \$150,000 to \$199,999 ..... | 2 526                        | 519           | 6                 | 9             | 43                        | 131           | 173                         | 77                 | 419                 |
| 53   | \$200,000 to \$249,999 ..... | 921                          | 169           | —                 | 2             | 13                        | 38            | 48                          | 34                 | 196                 |
| 54   | \$250,000 to \$299,999 ..... | 419                          | 67            | —                 | 5             | 1                         | 14            | 13                          | 10                 | 69                  |
| 55   | \$300,000 or more .....      | 593                          | 117           | —                 | 2             | 5                         | 22            | 21                          | 27                 | 140                 |
| 56   | Not reported .....           | ...                          | ...           | ...               | ...           | ...                       | ...           | ...                         | ...                | ...                 |
| 57   | <b>Median</b> .....          | <b>63 939</b>                | <b>96 731</b> | <b>21 424</b>     | <b>49 477</b> | <b>39 859</b>             | <b>48 512</b> | <b>65 411</b>               | <b>33 133</b>      | <b>87 696</b>       |
| <b>Current Total Loan as Percent of Value</b>                |                              |                              |               |                   |               |                           |               |                             |                    |                     |
| 58   | Less than 20 percent .....   | 5 745                        | 100           | 294               | 67            | 133                       | 647           | 336                         | 1 081              | 268                 |
| 59   | 20 to 39 .....               | 5 663                        | 299           | 240               | 54            | 128                       | 394           | 317                         | 709                | 297                 |
| 60   | 40 to 59 .....               | 8 272                        | 311           | 311               | 102           | 140                       | 602           | 436                         | 614                | 515                 |
| 61   | 60 to 79 .....               | 10 514                       | 1 276         | 366               | 61            | 227                       | 858           | 732                         | 473                | 1 263               |
| 62   | 80 to 89 .....               | 4 101                        | 612           | 174               | 41            | 73                        | 460           | 356                         | 81                 | 820                 |
| 63   | 90 to 99 .....               | 2 573                        | 486           | 245               | 29            | 49                        | 288           | 265                         | 77                 | 721                 |
| 64   | 100 percent or more .....    | 2 014                        | 492           | 778               | 18            | 92                        | 237           | 155                         | 107                | 364                 |
| 65   | Not reported .....           | ...                          | ...           | ...               | ...           | ...                       | ...           | ...                         | ...                | ...                 |
| 66   | <b>Median</b> .....          | <b>59.4</b>                  | <b>75.3</b>   | <b>79.6</b>       | <b>52.7</b>   | <b>61.7</b>               | <b>62.3</b>   | <b>65.7</b>                 | <b>33.8</b>        | <b>76.5</b>         |

<sup>1</sup>Regular includes all mortgages except reverse and home equity.

<sup>2</sup>Figures may not add to total because more than one category may apply to a unit.

| Total occupied units | In MSAs        |               | Outside MSAs  | Urban         |               | Rural         |               |               | Regions       |               |               |               |              |           |
|----------------------|----------------|---------------|---------------|---------------|---------------|---------------|---------------|---------------|---------------|---------------|---------------|---------------|--------------|-----------|
|                      | Central cities | Suburbs       |               | Total         | Outside MSAs  | Total         | Suburbs       | Outside MSAs  | Northeast     | Midwest       | South         | West          |              |           |
| —                    | —              | —             | —             | —             | —             | —             | —             | —             | —             | —             | —             | —             | —            | 1         |
| 20 102               | 4 515          | 11 410        | 4 177         | 13 181        | 1 124         | 6 921         | 3 825         | 3 053         | 3 189         | 5 263         | 6 966         | 4 684         | 2            |           |
| 9 935                | 2 233          | 5 791         | 1 911         | 6 795         | 611           | 3 140         | 1 826         | 1 300         | 1 883         | 2 423         | 3 537         | 2 091         | 3            |           |
| 4 129                | 1 047          | 2 287         | 795           | 2 865         | 257           | 1 264         | 538           | 1 013         | 944           | 1 378         | 793           | 4             |              |           |
| 1 435                | 387            | 739           | 308           | 987           | 95            | 447           | 231           | 214           | 325           | 286           | 574           | 250           | 5            |           |
| 1 785                | 516            | 944           | 326           | 1 303         | 99            | 482           | 256           | 226           | 342           | 417           | 629           | 398           | 6            |           |
| 820                  | 252            | 396           | 171           | 495           | 40            | 224           | 93            | 131           | 164           | 214           | 276           | 165           | 7            |           |
| 664                  | 212            | 309           | 143           | 583           | 39            | 171           | 65            | 103           | 126           | 166           | 251           | 122           | 8            |           |
| 14                   | 4              | 10            | —             | 14            | —             | —             | —             | —             | 8             | 4             | 2             | —             | 9            |           |
| —                    | —              | —             | —             | —             | —             | —             | —             | —             | —             | —             | —             | —             | —            | 10        |
| <b>1995+</b>         | <b>1995</b>    | <b>1995+</b>  | <b>1995+</b>  | <b>1995+</b>  | <b>1995</b>   | <b>1995+</b>  | <b>1995+</b>  | <b>1995+</b>  | <b>1994</b>   | <b>1995+</b>  | <b>1995+</b>  | <b>1995+</b>  | <b>1995+</b> | <b>11</b> |
| 1 020                | 185            | 466           | 368           | 555           | 84            | 465           | 180           | 285           | 99            | 340           | 455           | 127           | 12           |           |
| 1 353                | 198            | 540           | 615           | 627           | 135           | 726           | 244           | 480           | 211           | 420           | 549           | 172           | 13           |           |
| 8 008                | 1 691          | 4 276         | 2 041         | 4 870         | 566           | 3 138         | 1 656         | 1 476         | 1 462         | 2 278         | 2 914         | 1 356         | 14           |           |
| 2 604                | 507            | 1 183         | 914           | 1 362         | 212           | 1 242         | 538           | 701           | 538           | 709           | 1 028         | 329           | 15           |           |
| 1 362                | 304            | 689           | 369           | 833           | 99            | 528           | 256           | 270           | 343           | 380           | 471           | 169           | 16           |           |
| 23 238               | 5 971          | 14 140        | 3 127         | 17 201        | 1 080         | 6 037         | 3 945         | 2 047         | 4 188         | 5 264         | 7 689         | 6 097         | 17           |           |
| 860                  | 212            | 411           | 238           | 557           | 64            | 303           | 127           | 174           | 140           | 216           | 340           | 165           | 18           |           |
| 438                  | 99             | 179           | 159           | 227           | 26            | 210           | 75            | 133           | 70            | 110           | 169           | 88            | 19           |           |
| <b>29</b>            | <b>29</b>      | <b>29</b>     | <b>22</b>     | <b>29</b>     | <b>28</b>     | <b>28</b>     | <b>29</b>     | <b>21</b>     | <b>29</b>     | <b>29</b>     | <b>29</b>     | <b>30</b>     | <b>20</b>    |           |
| 6 361                | 1 477          | 3 104         | 1 779         | 3 985         | 476           | 2 376         | 1 068         | 1 303         | 1 210         | 1 722         | 2 462         | 966           | 21           |           |
| 5 525                | 1 183          | 2 856         | 1 486         | 3 439         | 417           | 2 087         | 1 012         | 1 070         | 1 101         | 1 527         | 1 934         | 964           | 22           |           |
| 5 688                | 1 317          | 3 001         | 1 370         | 3 596         | 360           | 2 092         | 1 074         | 1 011         | 955           | 1 495         | 2 151         | 1 087         | 23           |           |
| 4 351                | 1 122          | 2 451         | 779           | 2 960         | 225           | 1 391         | 834           | 554           | 907           | 951           | 1 533         | 960           | 24           |           |
| 8 433                | 2 148          | 5 138         | 1 146         | 6 142         | 397           | 2 291         | 1 528         | 749           | 1 482         | 1 968         | 2 936         | 2 046         | 25           |           |
| 7 962                | 1 788          | 5 079         | 1 095         | 5 782         | 355           | 2 180         | 1 412         | 740           | 1 302         | 1 920         | 2 391         | 2 349         | 26           |           |
| 68                   | 19             | 42            | 7             | 54            | 2             | 14            | 9             | 4             | 11            | 9             | 21            | 27            | 27           |           |
| 496                  | 113            | 214           | 169           | 276           | 33            | 220           | 82            | 136           | 82            | 124           | 185           | 104           | 28           |           |
| <b>20</b>            | <b>20</b>      | <b>22</b>     | <b>15</b>     | <b>21</b>     | <b>16</b>     | <b>17</b>     | <b>20</b>     | <b>15</b>     | <b>19</b>     | <b>18</b>     | <b>19</b>     | <b>24</b>     | <b>29</b>    |           |
| 897                  | 260            | 408           | 228           | 593           | 63            | 303           | 135           | 166           | 208           | 198           | 357           | 134           | 30           |           |
| 24 918               | 5 650          | 14 892        | 4 376         | 17 272        | 1 346         | 7 646         | 4 577         | 3 030         | 4 655         | 6 227         | 8 053         | 5 982         | 31           |           |
| 10 316               | 2 562          | 5 398         | 2 355         | 6 817         | 631           | 3 499         | 1 755         | 1 725         | 1 702         | 2 577         | 4 062         | 1 975         | 32           |           |
| 1 876                | 468            | 811           | 596           | 1 068         | 144           | 807           | 350           | 452           | 337           | 492           | 754           | 293           | 33           |           |
| 606                  | 163            | 237           | 205           | 344           | 60            | 262           | 117           | 145           | 98            | 181           | 230           | 96            | 34           |           |
| 138                  | 32             | 68            | 37            | 64            | 5             | 73            | 41            | 33            | 19            | 18            | 91            | 11            | 35           |           |
| 47                   | 10             | 25            | 13            | 29            | 10            | 18            | 16            | 2             | 1             | 16            | 28            | 2             | 36           |           |
| 70                   | 17             | 42            | 12            | 42            | 8             | 29            | 25            | 4             | 29            | 7             | 23            | 11            | 37           |           |
| 16                   | 4              | 4             | 8             | 4             | —             | 13            | 4             | 8             | 1             | —             | 15            | —             | 38           |           |
| ...                  | ...            | ...           | ...           | ...           | ...           | ...           | ...           | ...           | ...           | ...           | ...           | ...           | ...          | 39        |
| <b>7.5</b>           | <b>7.5</b>     | <b>7.4</b>    | <b>7.7</b>    | <b>7.5</b>    | <b>7.6</b>    | <b>7.6</b>    | <b>7.5</b>    | <b>7.7</b>    | <b>7.4</b>    | <b>7.5</b>    | <b>7.6</b>    | <b>7.4</b>    | <b>40</b>    |           |
| 4 053                | 942            | 1 865         | 1 246         | 2 403         | 290           | 1 650         | 689           | 956           | 762           | 1 042         | 1 708         | 542           | 41           |           |
| 2 532                | 595            | 1 148         | 789           | 1 564         | 226           | 969           | 401           | 563           | 458           | 714           | 943           | 417           | 42           |           |
| 2 876                | 676            | 1 259         | 940           | 1 699         | 262           | 1 177         | 499           | 678           | 458           | 935           | 1 147         | 335           | 43           |           |
| 3 020                | 750            | 1 324         | 945           | 1 848         | 311           | 1 172         | 535           | 634           | 516           | 900           | 1 254         | 349           | 44           |           |
| 2 864                | 734            | 1 387         | 743           | 1 920         | 221           | 944           | 422           | 522           | 506           | 850           | 1 097         | 411           | 45           |           |
| 2 950                | 797            | 1 477         | 676           | 2 000         | 230           | 949           | 497           | 446           | 467           | 807           | 1 228         | 447           | 46           |           |
| 2 913                | 711            | 1 618         | 584           | 1 980         | 176           | 933           | 523           | 407           | 492           | 837           | 1 090         | 493           | 47           |           |
| 2 781                | 675            | 1 604         | 502           | 1 959         | 175           | 822           | 489           | 328           | 530           | 719           | 1 021         | 510           | 48           |           |
| 4 351                | 963            | 2 801         | 587           | 3 063         | 183           | 1 288         | 872           | 404           | 837           | 1 088         | 1 407         | 1 018         | 49           |           |
| 2 962                | 641            | 2 016         | 306           | 2 135         | 88            | 827           | 602           | 218           | 588           | 657           | 849           | 867           | 50           |           |
| 3 123                | 664            | 2 219         | 240           | 2 337         | 66            | 785           | 602           | 174           | 586           | 547           | 852           | 1 138         | 51           |           |
| 2 526                | 573            | 1 782         | 170           | 1 834         | 27            | 692           | 542           | 143           | 481           | 398           | 599           | 1 048         | 52           |           |
| 921                  | 215            | 639           | 67            | 716           | 8             | 205           | 144           | 59            | 185           | 109           | 233           | 393           | 53           |           |
| 419                  | 87             | 309           | 23            | 316           | 2             | 103           | 82            | 21            | 97            | 51            | 87            | 184           | 54           |           |
| 593                  | 144            | 437           | 12            | 460           | 1             | 134           | 122           | 11            | 86            | 61            | 96            | 350           | 55           |           |
| ...                  | ...            | ...           | ...           | ...           | ...           | ...           | ...           | ...           | ...           | ...           | ...           | ...           | ...          | 56        |
| <b>63 939</b>        | <b>61 264</b>  | <b>75 387</b> | <b>39 946</b> | <b>68 498</b> | <b>41 995</b> | <b>54 361</b> | <b>68 952</b> | <b>39 224</b> | <b>67 273</b> | <b>55 166</b> | <b>55 354</b> | <b>94 675</b> | <b>57</b>    |           |
| 5 745                | 1 366          | 2 999         | 1 380         | 3 813         | 356           | 1 933         | 901           | 1 025         | 1 275         | 1 474         | 1 876         | 1 121         | 58           |           |
| 5 663                | 1 206          | 3 178         | 1 279         | 3 683         | 375           | 1 980         | 1 072         | 904           | 1 100         | 1 536         | 1 791         | 1 236         | 59           |           |
| 8 272                | 1 993          | 4 638         | 1 641         | 5 594         | 516           | 2 678         | 1 541         | 1 125         | 1 494         | 2 337         | 2 697         | 1 745         | 60           |           |
| 10 514               | 2 417          | 6 337         | 1 761         | 7 391         | 531           | 3 123         | 1 878         | 1 230         | 1 843         | 2 532         | 3 667         | 2 472         | 61           |           |
| 4 101                | 1 081          | 2 314         | 707           | 2 923         | 252           | 1 178         | 711           | 455           | 593           | 907           | 1 698         | 903           | 62           |           |
| 2 573                | 697            | 1 428         | 448           | 1 811         | 145           | 763           | 450           | 303           | 370           | 549           | 1 088         | 567           | 63           |           |
| 2 014                | 408            | 991           | 615           | 1 018         | 91            | 996           | 468           | 523           | 375           | 382           | 796           | 460           | 64           |           |
| ...                  | ...            | ...           | ...           | ...           | ...           | ...           | ...           | ...           | ...           | ...           | ...           | ...           | 65           |           |
| <b>59.4</b>          | <b>60.2</b>    | <b>60.4</b>   | <b>55.3</b>   | <b>60.1</b>   | <b>55.6</b>   | <b>58.0</b>   | <b>60.0</b>   | <b>55.2</b>   | <b>55.4</b>   | <b>55.8</b>   | <b>62.4</b>   | <b>61.2</b>   | <b>66</b>    |           |

---

This page left blank to preserve table order.

---

This page left blank to preserve table order.



**Table 3-17. Rooms in Unit by Household and Unit Size, Income, and Costs—Owner Occupied Units**

[Numbers in thousands. Consistent with the 1990 Census. .... means not applicable or sample too small. — means zero or rounds to zero]

| Characteristics   | Occupied units |               |               |               |                 |            |               |               |               |                 |
|---|----------------|---------------|---------------|---------------|-----------------|------------|---------------|---------------|---------------|-----------------|
|   | Total          | Rooms         |               |               |                 | Bedrooms   |               |               |               |                 |
|   |                | 1 and 2 rooms | 3 and 4 rooms | 5 and 6 rooms | 7 rooms or more | No rooms   | 1 room        | 2 rooms       | 3 rooms       | 4 rooms or more |
| <b>Total</b> .....  | <b>68 796</b>  | <b>76</b>     | <b>8 317</b>  | <b>34 569</b> | <b>25 833</b>   | <b>45</b>  | <b>1 731</b>  | <b>14 422</b> | <b>36 370</b> | <b>16 228</b>   |
| <b>Persons</b>  |                |               |               |               |                 |            |               |               |               |                 |
| 1 person .....  | 14 147         | 55            | 3 745         | 7 673         | 2 674           | 32         | 1 061         | 5 279         | 6 384         | 1 391           |
| 2 persons .....   | 24 523         | 12            | 3 035         | 12 911        | 8 565           | 7          | 576           | 6 130         | 13 395        | 4 416           |
| 3 persons .....   | 11 420         | 9             | 894           | 5 856         | 4 661           | 6          | 57            | 1 795         | 6 770         | 2 793           |
| 4 persons .....   | 11 378         | —             | 455           | 5 250         | 5 673           | —          | 27            | 895           | 6 625         | 3 831           |
| 5 persons .....   | 4 879          | —             | 128           | 1 950         | 2 801           | —          | 11            | 207           | 2 261         | 2 399           |
| 6 persons .....   | 1 559          | —             | 28            | 593           | 937             | —          | —             | 62            | 616           | 881             |
| 7 persons or more .....   | 889            | —             | 32            | 336           | 521             | —          | —             | 55            | 317           | 517             |
| <b>Rooms</b>  |                |               |               |               |                 |            |               |               |               |                 |
| 1 room .....  | 6              | —             | —             | —             | —               | 6          | —             | —             | —             | —               |
| 2 rooms .....   | 70             | —             | —             | —             | —               | 33         | 37            | —             | —             | —               |
| 3 rooms .....   | 996            | —             | —             | —             | —               | 6          | 948           | 42            | —             | —               |
| 4 rooms .....   | 7 322          | —             | —             | —             | —               | —          | 549           | 6 725         | 48            | —               |
| 5 rooms .....   | 16 395         | —             | —             | —             | —               | —          | 142           | 5 197         | 11 051        | 5               |
| 6 rooms .....   | 18 174         | —             | —             | —             | —               | —          | 37            | 1 888         | 14 641        | 1 608           |
| 7 rooms .....   | 12 314         | —             | —             | —             | —               | —          | 15            | 402           | 7 583         | 4 314           |
| 8 rooms .....   | 7 583          | —             | —             | —             | —               | —          | 1             | 103           | 2 295         | 5 185           |
| 9 rooms .....   | 3 427          | —             | —             | —             | —               | —          | —             | 41            | 491           | 2 896           |
| 10 rooms or more .....  | 2 508          | —             | —             | —             | —               | —          | 3             | 25            | 260           | 2 220           |
| <b>Bedrooms</b>   |                |               |               |               |                 |            |               |               |               |                 |
| None .....  | 45             | 39            | 6             | —             | —               | —          | —             | —             | —             | —               |
| 1 .....   | 1 731          | 37            | 1 497         | 179           | 19              | —          | —             | —             | —             | —               |
| 2 .....   | 14 422         | —             | 6 767         | 7 085         | 570             | —          | —             | —             | —             | —               |
| 3 .....   | 36 370         | —             | 48            | 25 692        | 10 630          | —          | —             | —             | —             | —               |
| 4 or more .....   | 16 228         | —             | —             | 1 613         | 14 614          | —          | —             | —             | —             | —               |
| <b>Complete Bathrooms</b>   |                |               |               |               |                 |            |               |               |               |                 |
| None .....  | 263            | 20            | 82            | 112           | 49              | 9          | 45            | 94            | 78            | 37              |
| 1 .....   | 18 650         | 57            | 5 325         | 11 234        | 2 035           | 35         | 1 399         | 7 580         | 8 337         | 1 299           |
| 1 and one-half .....  | 12 743         | —             | 1 089         | 7 363         | 4 291           | 1          | 184           | 2 372         | 8 100         | 2 086           |
| 2 or more .....   | 37 140         | —             | 1 822         | 15 861        | 19 457          | —          | 103           | 4 376         | 19 854        | 12 806          |
| <b>Lot Size<sup>1</sup></b>   |                |               |               |               |                 |            |               |               |               |                 |
| Less than one-eighth acre .....   | 7 684          | 10            | 1 358         | 4 326         | 1 990           | 5          | 226           | 2 339         | 3 868         | 1 246           |
| One-eighth up to one-quarter acre .....   | 18 931         | 14            | 1 871         | 10 259        | 6 787           | 4          | 289           | 3 722         | 10 800        | 4 115           |
| One-quarter up to one-half acre .....   | 10 562         | 2             | 655           | 4 811         | 5 094           | —          | 95            | 1 454         | 5 704         | 3 310           |
| One-half up to one acre .....   | 9 316          | —             | 720           | 4 249         | 4 346           | 5          | 93            | 1 329         | 5 088         | 2 802           |
| 1 up to 5 acres .....   | 12 220         | 9             | 1 164         | 6 116         | 4 931           | 1          | 189           | 2 125         | 6 854         | 3 052           |
| 5 up to 10 acres .....  | 2 326          | 4             | 265           | 1 185         | 871             | 2          | 55            | 381           | 1 293         | 594             |
| 10 acres or more .....  | 3 151          | 6             | 311           | 1 455         | 1 379           | 6          | 53            | 556           | 1 600         | 935             |
| <b>Median</b> .....   | <b>.38</b>     | <b>.24</b>    | <b>.25</b>    | <b>.33</b>    | <b>.44</b>      | <b>...</b> | <b>.24</b>    | <b>.25</b>    | <b>.38</b>    | <b>.45</b>      |
| <b>Income of Families and Primary Individuals</b>                                   |                |               |               |               |                 |            |               |               |               |                 |
| Less than \$5,000 .....   | 295 781        | 998           | 54 026        | 163 158       | 77 599          | 409        | 14 048        | 88 810        | 144 403       | 48 111          |
| \$5,000 to \$9,999 .....  | 311 602        | 956           | 93 722        | 168 134       | 48 789          | 679        | 23 864        | 116 868       | 138 653       | 31 537          |
| \$10,000 to \$14,999 .....  | 405 919        | 210           | 99 784        | 225 315       | 80 610          | —          | 19 983        | 149 437       | 183 914       | 52 585          |
| \$15,000 to \$19,999 .....  | 3 800          | 5             | 758           | 2 306         | 730             | 2          | 120           | 1 250         | 1 984         | 445             |
| \$20,000 to \$24,999 .....  | 4 100          | 2             | 768           | 2 445         | 883             | 2          | 136           | 1 269         | 2 172         | 521             |
| \$25,000 to \$29,999 .....  | 4 095          | 3             | 600           | 2 334         | 1 157           | 3          | 90            | 1 038         | 2 255         | 708             |
| \$30,000 to \$34,999 .....  | 4 634          | 11            | 651           | 2 770         | 1 202           | 12         | 123           | 1 112         | 2 622         | 765             |
| \$35,000 to \$39,999 .....  | 3 803          | 3             | 473           | 2 241         | 1 085           | 2          | 85            | 877           | 2 194         | 643             |
| \$40,000 to \$49,999 .....  | 6 717          | 5             | 785           | 3 679         | 2 248           | —          | 145           | 1 360         | 3 909         | 1 303           |
| \$50,000 to \$59,999 .....  | 6 175          | 7             | 517           | 3 390         | 2 262           | —          | 112           | 1 079         | 3 550         | 1 434           |
| \$60,000 to \$79,999 .....  | 9 574          | 2             | 643           | 4 536         | 4 393           | 2          | 146           | 1 379         | 5 453         | 2 594           |
| \$80,000 to \$99,999 .....  | 5 679          | 3             | 228           | 2 328         | 3 120           | 1          | 51            | 617           | 3 040         | 1 970           |
| \$100,000 to \$119,999 .....  | 3 608          | 5             | 173           | 1 169         | 2 261           | 2          | 46            | 360           | 1 813         | 1 386           |
| \$120,000 or more .....   | 6 477          | 5             | 247           | 1 805         | 4 420           | 6          | 97            | 530           | 2 707         | 3 137           |
| <b>Median</b> .....   | <b>45 706</b>  | <b>31 731</b> | <b>26 314</b> | <b>39 155</b> | <b>65 815</b>   | <b>...</b> | <b>26 713</b> | <b>30 464</b> | <b>45 851</b> | <b>67 502</b>   |
| <b>Monthly Housing Costs</b>  |                |               |               |               |                 |            |               |               |               |                 |
| Less than \$100 .....   | 1 202          | 17            | 516           | 571           | 98              | 10         | 165           | 554           | 398           | 74              |
| \$100 to \$199 .....  | 7 712          | 28            | 1 863         | 4 676         | 1 145           | 14         | 361           | 2 763         | 3 854         | 721             |
| \$200 to \$249 .....  | 5 221          | 3             | 730           | 3 213         | 1 275           | 1          | 143           | 1 356         | 2 987         | 734             |
| \$250 to \$299 .....  | 4 675          | 1             | 690           | 2 612         | 1 373           | 2          | 129           | 1 176         | 2 585         | 783             |
| \$300 to \$349 .....  | 3 588          | 2             | 523           | 1 858         | 1 205           | —          | 86            | 926           | 1 864         | 711             |
| \$350 to \$399 .....  | 3 170          | 5             | 461           | 1 603         | 1 100           | 2          | 71            | 791           | 1 668         | 637             |
| \$400 to \$449 .....  | 2 676          | —             | 395           | 1 326         | 955             | —          | 89            | 648           | 1 358         | 581             |
| \$450 to \$499 .....  | 2 420          | 1             | 385           | 1 179         | 855             | —          | 86            | 605           | 1 210         | 519             |
| \$500 to \$599 .....  | 4 593          | 1             | 593           | 2 627         | 1 372           | 1          | 90            | 1 070         | 2 586         | 846             |
| \$600 to \$699 .....  | 4 215          | —             | 476           | 2 447         | 1 292           | —          | 136           | 831           | 2 470         | 780             |
| \$700 to \$799 .....  | 4 071          | —             | 406           | 2 305         | 1 361           | 3          | 78            | 757           | 2 490         | 743             |
| \$800 to \$999 .....  | 7 205          | 1             | 461           | 3 847         | 2 895           | 2          | 91            | 1 064         | 4 373         | 1 676           |
| \$1,000 to \$1,249 .....  | 6 166          | 2             | 337           | 2 762         | 3 065           | 2          | 74            | 797           | 3 420         | 1 872           |
| \$1,250 to \$1,499 .....  | 4 240          | 5             | 163           | 1 530         | 2 541           | —          | 39            | 453           | 2 078         | 1 669           |
| \$1,500 or more .....   | 7 642          | 9             | 320           | 2 014         | 5 300           | 6          | 93            | 630           | 3 030         | 3 882           |
| No cash rent .....  | ...            | ...           | ...           | ...           | ...             | ...        | ...           | ...           | ...           | ...             |
| <b>Median (excludes no cash rent)</b> .....   | <b>581</b>     | <b>173</b>    | <b>334</b>    | <b>509</b>    | <b>861</b>      | <b>...</b> | <b>339</b>    | <b>378</b>    | <b>587</b>    | <b>918</b>      |
| <b>Median Monthly Housing Costs for Owners</b>                                      |                |               |               |               |                 |            |               |               |               |                 |
| Monthly costs including all mortgages plus maintenance costs .....                  | 615            | 173           | 355           | 537           | 905             | ...        | 371           | 405           | 619           | 963             |
| Monthly costs excluding second and subsequent mortgages and maintenance costs ..... | 578            | 173           | 334           | 506           | 853             | ...        | 339           | 376           | 583           | 907             |

**Table 3-17. Rooms in Unit by Household and Unit Size, Income, and Costs—Owner Occupied Units—Con.**

[Numbers in thousands. **Consistent with the 1990 Census.** ... means not applicable or sample too small. — means zero or rounds to zero]

| Characteristics              | Occupied units |               |               |               |                 |            |               |               |                |                 |
|------------------------------|----------------|---------------|---------------|---------------|-----------------|------------|---------------|---------------|----------------|-----------------|
|                              | Total          | Rooms         |               |               |                 | Bedrooms   |               |               |                |                 |
|                              |                | 1 and 2 rooms | 3 and 4 rooms | 5 and 6 rooms | 7 rooms or more | No rooms   | 1 room        | 2 rooms       | 3 rooms        | 4 rooms or more |
| <b>Value</b>                 |                |               |               |               |                 |            |               |               |                |                 |
| Less than \$10,000 .....     | 2 062          | 11            | 1 070         | 843           | 138             | 7          | 156           | 1 117         | 683            | 100             |
| \$10,000 to \$19,999 .....   | 1 899          | 7             | 684           | 1 053         | 155             | —          | 100           | 834           | 886            | 79              |
| \$20,000 to \$29,999 .....   | 1 798          | 4             | 550           | 1 087         | 156             | 4          | 97            | 709           | 855            | 133             |
| \$30,000 to \$39,999 .....   | 2 141          | 4             | 481           | 1 420         | 237             | 4          | 106           | 785           | 1 080          | 166             |
| \$40,000 to \$49,999 .....   | 2 765          | 2             | 597           | 1 763         | 402             | 2          | 144           | 959           | 1 409          | 251             |
| \$50,000 to \$59,999 .....   | 3 248          | 5             | 717           | 1 941         | 584             | 5          | 167           | 1 143         | 1 583          | 350             |
| \$60,000 to \$69,999 .....   | 4 180          | 15            | 773           | 2 542         | 851             | 3          | 169           | 1 245         | 2 247          | 517             |
| \$70,000 to \$79,999 .....   | 4 481          | 3             | 615           | 2 929         | 934             | 6          | 147           | 1 192         | 2 629          | 506             |
| \$80,000 to \$99,999 .....   | 9 085          | 3             | 852           | 5 766         | 2 464           | 1          | 184           | 1 790         | 5 864          | 1 245           |
| \$100,000 to \$119,999 ..... | 6 599          | 2             | 482           | 3 650         | 2 465           | 2          | 96            | 1 096         | 3 998          | 1 406           |
| \$120,000 to \$149,999 ..... | 8 618          | 11            | 616           | 4 102         | 3 889           | 4          | 136           | 1 177         | 5 077          | 2 224           |
| \$150,000 to \$199,999 ..... | 9 129          | 5             | 436           | 3 823         | 4 866           | 2          | 97            | 1 149         | 4 823          | 3 058           |
| \$200,000 to \$249,999 ..... | 4 642          | 4             | 158           | 1 578         | 2 902           | 4          | 39            | 457           | 2 215          | 1 927           |
| \$250,000 to \$299,999 ..... | 2 749          | —             | 104           | 824           | 1 821           | —          | 37            | 277           | 1 166          | 1 269           |
| \$300,000 or more .....      | 5 399          | —             | 182           | 1 247         | 3 969           | —          | 58            | 491           | 1 853          | 2 997           |
| <b>Median</b> .....          | <b>108 300</b> | <b>62 709</b> | <b>60 765</b> | <b>92 855</b> | <b>156 593</b>  | <b>...</b> | <b>65 693</b> | <b>73 523</b> | <b>104 747</b> | <b>168 584</b>  |

<sup>1</sup>Does not include multiunits, cooperatives, or condominiums.

**Table 3-18. Square Footage by Household and Unit Size, Income, and Costs—Owner Occupied Units**

[Numbers in thousands. Consistent with the 1990 Census. ... means not applicable or sample too small. — means zero or rounds to zero]

| Characteristics   | Size of occupied detached 1-family homes and 1-family mobile homes |                           |                        |                          |                          |                          |                          |               |              |
|---|--|---------------------------|------------------------|--------------------------|--------------------------|--------------------------|--------------------------|---------------|--------------|
|   | Total  | Less than 500 square feet | 500 to 999 square feet | 1000 to 1499 square feet | 1500 to 1999 square feet | 2000 to 2499 square feet | 2500 square feet or more | Not reported  | Median       |
| <b>Total</b> .....  | <b>62 120</b>  | <b>580</b>                | <b>5 321</b>           | <b>14 581</b>            | <b>14 542</b>            | <b>10 144</b>            | <b>12 944</b>            | <b>4 007</b>  | <b>1 795</b> |
| <b>Persons</b>  |  |                           |                        |                          |                          |                          |                          |               |              |
| 1 person .....  | 11 648   | 232                       | 1 808                  | 3 406                    | 2 418                    | 1 366                    | 1 477                    | 941           | 1 486        |
| 2 persons .....   | 22 168   | 157                       | 1 793                  | 5 405                    | 5 586                    | 3 594                    | 4 440                    | 1 192         | 1 780        |
| 3 persons .....   | 10 613   | 73                        | 778                    | 2 425                    | 2 530                    | 1 762                    | 2 365                    | 679           | 1 834        |
| 4 persons .....   | 10 759   | 92                        | 570                    | 2 088                    | 2 514                    | 2 068                    | 2 723                    | 703           | 1 953        |
| 5 persons .....   | 4 633  | 13                        | 244                    | 806                      | 1 050                    | 905                      | 1 322                    | 293           | 2 031        |
| 6 persons .....   | 1 455  | 6                         | 91                     | 280                      | 280                      | 273                      | 417                      | 108           | 2 030        |
| 7 persons or more .....   | 843  | 7                         | 37                     | 170                      | 163                      | 175                      | 199                      | 92            | 1 997        |
| <b>Rooms</b>  |  |                           |                        |                          |                          |                          |                          |               |              |
| 1 room .....  | 2  | 2                         | —                      | —                        | —                        | —                        | —                        | —             | ...          |
| 2 rooms .....   | 43   | —                         | 14                     | —                        | 2                        | —                        | —                        | 5             | ...          |
| 3 rooms .....   | 521  | 111                       | 260                    | 86                       | 23                       | 11                       | 2                        | 28            | 760          |
| 4 rooms .....   | 5 550  | 156                       | 2 219                  | 1 804                    | 590                      | 197                      | 174                      | 410           | 1 054        |
| 5 rooms .....   | 14 612   | 131                       | 1 921                  | 6 170                    | 3 247                    | 1 133                    | 990                      | 1 020         | 1 384        |
| 6 rooms .....   | 16 535   | 84                        | 690                    | 4 535                    | 5 528                    | 2 466                    | 2 127                    | 1 104         | 1 718        |
| 7 rooms .....   | 11 691   | 52                        | 142                    | 1 450                    | 3 581                    | 2 987                    | 2 757                    | 720           | 2 043        |
| 8 rooms .....   | 7 393  | 10                        | 56                     | 402                      | 1 188                    | 2 327                    | 3 003                    | 407           | 2 395        |
| 9 rooms .....   | 3 353  | 6                         | 19                     | 64                       | 269                      | 769                      | 2 064                    | 163           | 2500+        |
| 10 rooms or more .....  | 2 419  | 6                         | 1                      | 69                       | 114                      | 253                      | 1 826                    | 150           | 2500+        |
| <b>Bedrooms</b>   |  |                           |                        |                          |                          |                          |                          |               |              |
| None .....  | 22   | 11                        | 5                      | 3                        | —                        | 1                        | —                        | 1             | ...          |
| 1 .....   | 968  | 151                       | 394                    | 197                      | 83                       | 34                       | 48                       | 62            | 884          |
| 2 .....   | 11 314   | 189                       | 2 878                  | 3 879                    | 1 979                    | 857                      | 697                      | 836           | 1 280        |
| 3 .....   | 34 041   | 184                       | 1 873                  | 9 368                    | 9 879                    | 5 390                    | 5 203                    | 2 144         | 1 729        |
| 4 or more .....   | 15 774   | 46                        | 172                    | 1 134                    | 2 601                    | 3 862                    | 6 997                    | 964           | 2 447        |
| <b>Complete Bathrooms</b>   |  |                           |                        |                          |                          |                          |                          |               |              |
| None .....  | 235  | 28                        | 61                     | 68                       | 24                       | 11                       | 30                       | 14            | 1 164        |
| 1 .....   | 16 459   | 353                       | 3 651                  | 5 746                    | 2 819                    | 1 396                    | 1 185                    | 1 310         | 1 311        |
| 1 and one-half .....  | 11 305   | 46                        | 695                    | 3 176                    | 3 107                    | 1 728                    | 1 653                    | 902           | 1 707        |
| 2 or more .....   | 34 120   | 154                       | 915                    | 5 592                    | 8 592                    | 7 008                    | 10 076                   | 1 782         | 2 065        |
| <b>Lot Size<sup>1</sup></b>   |  |                           |                        |                          |                          |                          |                          |               |              |
| Less than one-eighth acre .....   | 6 834  | 151                       | 1 117                  | 1 920                    | 1 488                    | 814                      | 788                      | 556           | 1 487        |
| One-eighth up to one-quarter acre .....   | 18 031   | 177                       | 1 595                  | 4 851                    | 4 699                    | 2 836                    | 2 621                    | 1 252         | 1 688        |
| One-quarter up to one-half acre .....   | 10 332   | 32                        | 547                    | 2 167                    | 2 537                    | 1 872                    | 2 560                    | 617           | 1 916        |
| One-half up to one acre .....   | 9 187  | 59                        | 631                    | 1 902                    | 2 042                    | 1 503                    | 2 538                    | 512           | 1 927        |
| 1 up to 5 acres .....   | 12 082   | 98                        | 908                    | 2 636                    | 2 625                    | 2 098                    | 3 013                    | 703           | 1 890        |
| 5 up to 10 acres .....  | 2 290  | 28                        | 226                    | 478                      | 492                      | 409                      | 522                      | 133           | 1 851        |
| 10 acres or more .....  | 3 114  | 32                        | 287                    | 558                      | 611                      | 567                      | 856                      | 204           | 1 974        |
| <b>Median</b> .....   | <b>.40</b>   | <b>.22</b>                | <b>.25</b>             | <b>.31</b>               | <b>.35</b>               | <b>.44</b>               | <b>.59</b>               | <b>.32</b>    | <b>...</b>   |
| <b>Income of Families and Primary Individuals</b>                                   |  |                           |                        |                          |                          |                          |                          |               |              |
| Less than \$5,000 .....   | 2 608  | 87                        | 342                    | 663                      | 496                      | 328                      | 427                      | 265           | 1 580        |
| \$5,000 to \$9,999 .....  | 2 840  | 101                       | 635                    | 831                      | 472                      | 203                      | 306                      | 293           | 1 323        |
| \$10,000 to \$14,999 .....  | 3 661  | 70                        | 660                    | 1 100                    | 663                      | 418                      | 418                      | 331           | 1 425        |
| \$15,000 to \$19,999 .....  | 3 448  | 60                        | 566                    | 1 093                    | 675                      | 426                      | 347                      | 282           | 1 438        |
| \$20,000 to \$24,999 .....  | 3 684  | 44                        | 530                    | 1 223                    | 750                      | 404                      | 454                      | 281           | 1 461        |
| \$25,000 to \$29,999 .....  | 3 619  | 35                        | 406                    | 1 042                    | 833                      | 539                      | 504                      | 259           | 1 618        |
| \$30,000 to \$34,999 .....  | 4 160  | 21                        | 414                    | 1 316                    | 988                      | 535                      | 594                      | 293           | 1 593        |
| \$35,000 to \$39,999 .....  | 3 392  | 25                        | 291                    | 1 037                    | 932                      | 416                      | 466                      | 226           | 1 623        |
| \$40,000 to \$49,999 .....  | 5 981  | 33                        | 465                    | 1 632                    | 1 582                    | 922                      | 950                      | 398           | 1 709        |
| \$50,000 to \$59,999 .....  | 5 628  | 37                        | 358                    | 1 420                    | 1 529                    | 1 022                    | 959                      | 303           | 1 777        |
| \$60,000 to \$79,999 .....  | 8 682  | 35                        | 379                    | 1 632                    | 2 541                    | 1 678                    | 1 989                    | 427           | 1 910        |
| \$80,000 to \$99,999 .....  | 5 247  | 13                        | 138                    | 777                      | 1 359                    | 1 244                    | 1 459                    | 258           | 2 084        |
| \$100,000 to \$119,999 .....  | 3 264  | 11                        | 76                     | 339                      | 699                      | 816                      | 1 174                    | 149           | 2 265        |
| \$120,000 or more .....   | 5 905  | 10                        | 62                     | 476                      | 1 023                    | 1 193                    | 2 897                    | 245           | 2500+        |
| <b>Median</b> .....   | <b>46 098</b>  | <b>17 700</b>             | <b>24 322</b>          | <b>35 107</b>            | <b>49 241</b>            | <b>58 619</b>            | <b>70 527</b>            | <b>35 027</b> | <b>...</b>   |
| <b>Monthly Housing Costs</b>  |  |                           |                        |                          |                          |                          |                          |               |              |
| Less than \$100 .....   | 1 034  | 71                        | 304                    | 326                      | 151                      | 50                       | 49                       | 82            | 1 154        |
| \$100 to \$199 .....  | 7 235  | 124                       | 1 398                  | 2 520                    | 1 393                    | 622                      | 648                      | 530           | 1 363        |
| \$200 to \$249 .....  | 4 872  | 47                        | 517                    | 1 460                    | 1 207                    | 689                      | 592                      | 360           | 1 596        |
| \$250 to \$299 .....  | 4 261  | 65                        | 409                    | 1 136                    | 1 096                    | 642                      | 599                      | 315           | 1 666        |
| \$300 to \$349 .....  | 3 221  | 40                        | 350                    | 705                      | 765                      | 563                      | 559                      | 239           | 1 759        |
| \$350 to \$399 .....  | 2 819  | 24                        | 346                    | 609                      | 594                      | 480                      | 572                      | 194           | 1 781        |
| \$400 to \$449 .....  | 2 417  | 22                        | 282                    | 526                      | 494                      | 433                      | 486                      | 175           | 1 795        |
| \$450 to \$499 .....  | 2 162  | 31                        | 237                    | 558                      | 447                      | 292                      | 447                      | 151           | 1 701        |
| \$500 to \$599 .....  | 4 117  | 17                        | 395                    | 1 273                    | 896                      | 544                      | 654                      | 339           | 1 614        |
| \$600 to \$699 .....  | 3 764  | 38                        | 293                    | 1 100                    | 874                      | 546                      | 642                      | 271           | 1 680        |
| \$700 to \$799 .....  | 3 569  | 34                        | 218                    | 988                      | 1 095                    | 531                      | 517                      | 186           | 1 706        |
| \$800 to \$999 .....  | 6 449  | 28                        | 255                    | 1 490                    | 1 962                    | 1 171                    | 1 220                    | 322           | 1 829        |
| \$1,000 to \$1,249 .....  | 5 498  | 12                        | 143                    | 919                      | 1 615                    | 1 284                    | 1 242                    | 284           | 1 975        |
| \$1,250 to \$1,499 .....  | 3 824  | 16                        | 85                     | 477                      | 905                      | 946                      | 1 150                    | 245           | 2 162        |
| \$1,500 or more .....   | 6 877  | 12                        | 89                     | 496                      | 1 046                    | 1 349                    | 3 569                    | 315           | 2500+        |
| No cash rent .....  | ...  | ...                       | ...                    | ...                      | ...                      | ...                      | ...                      | ...           | ...          |
| <b>Median (excludes no cash rent)</b> .....   | <b>574</b>   | <b>287</b>                | <b>305</b>             | <b>451</b>               | <b>626</b>               | <b>740</b>               | <b>916</b>               | <b>486</b>    | <b>...</b>   |
| <b>Median Monthly Housing Costs for Owners</b>                                      |  |                           |                        |                          |                          |                          |                          |               |              |
| Monthly costs including all mortgages plus maintenance costs .....                  | 793  | 100-                      | 245                    | 248                      | 113                      | 100-                     | 100-                     | 100-          | ...          |
| Monthly costs excluding second and subsequent mortgages and maintenance costs ..... | 1500+  | 138                       | 1 245                  | 1500+                    | 1 123                    | 480                      | 515                      | 454           | ...          |

Table 3-18. **Square Footage by Household and Unit Size, Income, and Costs—Owner Occupied Units—Con.**

[Numbers in thousands. **Consistent with the 1990 Census.** ... means not applicable or sample too small. – means zero or rounds to zero]

| Characteristics              | Size of occupied detached 1-family homes and 1-family mobile homes |                           |                        |                          |                          |                          |                          |                |        |
|------------------------------|--|---------------------------|------------------------|--------------------------|--------------------------|--------------------------|--------------------------|----------------|--------|
|                              | Total  | Less than 500 square feet | 500 to 999 square feet | 1000 to 1499 square feet | 1500 to 1999 square feet | 2000 to 2499 square feet | 2500 square feet or more | Not reported   | Median |
| <b>Value</b>                 |  |                           |                        |                          |                          |                          |                          |                |        |
| Less than \$10,000 .....     | 4 383  | 40                        | 542                    | 1 394                    | 1 023                    | 531                      | 517                      | 336            | 1 523  |
| \$10,000 to \$19,999 .....   | 4 877  | 47                        | 517                    | 1 465                    | 1 207                    | 689                      | 592                      | 360            | 1 595  |
| \$20,000 to \$29,999 .....   | 1 664  | 88                        | 436                    | 610                      | 218                      | 61                       | 91                       | 160            | 1 186  |
| \$30,000 to \$39,999 .....   | 1 921  | 33                        | 324                    | 825                      | 344                      | 104                      | 124                      | 167            | 1 315  |
| \$40,000 to \$49,999 .....   | 2 472  | 45                        | 385                    | 969                      | 562                      | 204                      | 190                      | 118            | 1 386  |
| \$50,000 to \$59,999 .....   | 2 783  | 48                        | 344                    | 974                      | 649                      | 272                      | 296                      | 200            | 1 462  |
| \$60,000 to \$69,999 .....   | 3 630  | 21                        | 430                    | 1 263                    | 885                      | 418                      | 393                      | 220            | 1 496  |
| \$70,000 to \$79,999 .....   | 3 942  | 57                        | 323                    | 1 335                    | 1 085                    | 423                      | 453                      | 267            | 1 557  |
| \$80,000 to \$99,999 .....   | 8 025  | 34                        | 522                    | 2 436                    | 2 351                    | 1 151                    | 1 020                    | 511            | 1 663  |
| \$100,000 to \$119,999 ..... | 5 940  | 17                        | 246                    | 1 451                    | 1 820                    | 1 122                    | 897                      | 387            | 1 792  |
| \$120,000 to \$149,999 ..... | 7 800  | 57                        | 266                    | 1 479                    | 2 372                    | 1 765                    | 1 397                    | 463            | 1 893  |
| \$150,000 to \$199,999 ..... | 8 377  | 11                        | 211                    | 1 131                    | 2 127                    | 2 125                    | 2 199                    | 573            | 2 099  |
| \$200,000 to \$249,999 ..... | 4 292  | 17                        | 60                     | 462                      | 835                      | 995                      | 1 671                    | 253            | 2 325  |
| \$250,000 to \$299,999 ..... | 2 537  | 7                         | 30                     | 221                      | 446                      | 525                      | 1 166                    | 142            | 2 470  |
| \$300,000 or more .....      | 4 974  | 7                         | 53                     | 349                      | 566                      | 851                      | 2 918                    | 231            | 2500+  |
| <b>Median</b> .....          | <b>109 629</b>   | <b>46 602</b>             | <b>45 405</b>          | <b>81 955</b>            | <b>109 843</b>           | <b>140 216</b>           | <b>183 697</b>           | <b>102 283</b> | ...    |

<sup>1</sup>Does not include multiunits, cooperatives, or condominiums.

**Table 3-19. Detailed Tenure by Financial Characteristics – Owner Occupied Units**

[Numbers in thousands. Consistent with the 1990 Census. ... means not applicable or sample too small. – means zero or rounds to zero]

| Characteristics   | Owner occupied |                |                |               |                  |               |               |               | Renter occupied |       |                                   |       |
|---|----------------|----------------|----------------|---------------|------------------|---------------|---------------|---------------|-----------------|-------|-----------------------------------|-------|
|   | With mortgage  |                |                |               | With no mortgage |               |               |               | All renters     |       | Unsubsidized renters <sup>1</sup> |       |
|   | Total          | Specified      | Not specified  |               | Total            | Specified     | Not specified |               | Specified       | Other | Specified                         | Other |
|   |                |                | Condo or Coop  | Other         |                  |               | Condo or Coop | Other         |                 |       |                                   |       |
| <b>Total</b>  | <b>41 667</b>  | <b>34 884</b>  | <b>2 000</b>   | <b>4 783</b>  | <b>27 129</b>    | <b>20 444</b> | <b>1 394</b>  | <b>5 291</b>  | ...             | ...   | ...                               | ...   |
| <b>Income of Families and Primary Individuals</b>                             |                |                |                |               |                  |               |               |               |                 |       |                                   |       |
| Less than \$5,000   | 967            | 749            | 71             | 147           | 1 991            | 1 404         | 105           | 482           | ...             | ...   | ...                               | ...   |
| \$5,000 to \$9,999  | 713            | 529            | 37             | 147           | 2 403            | 1 657         | 85            | 661           | ...             | ...   | ...                               | ...   |
| \$10,000 to \$14,999  | 1 129          | 834            | 57             | 237           | 2 931            | 2 151         | 131           | 649           | ...             | ...   | ...                               | ...   |
| \$15,000 to \$19,999  | 1 374          | 1 028          | 40             | 306           | 2 426            | 1 769         | 111           | 547           | ...             | ...   | ...                               | ...   |
| \$20,000 to \$24,999  | 1 723          | 1 280          | 99             | 344           | 2 377            | 1 766         | 136           | 475           | ...             | ...   | ...                               | ...   |
| \$25,000 to \$29,999  | 2 021          | 1 584          | 137            | 300           | 2 073            | 1 530         | 139           | 404           | ...             | ...   | ...                               | ...   |
| \$30,000 to \$34,999  | 2 643          | 2 010          | 151            | 483           | 1 991            | 1 558         | 60            | 373           | ...             | ...   | ...                               | ...   |
| \$35,000 to \$39,999  | 2 351          | 1 855          | 105            | 391           | 1 451            | 1 059         | 87            | 306           | ...             | ...   | ...                               | ...   |
| \$40,000 to \$49,999  | 4 428          | 3 613          | 239            | 576           | 2 289            | 1 813         | 114           | 362           | ...             | ...   | ...                               | ...   |
| \$50,000 to \$59,999  | 4 368          | 3 727          | 171            | 470           | 1 806            | 1 403         | 90            | 314           | ...             | ...   | ...                               | ...   |
| \$60,000 to \$79,999  | 7 410          | 6 494          | 342            | 574           | 2 165            | 1 673         | 131           | 361           | ...             | ...   | ...                               | ...   |
| \$80,000 to \$99,999  | 4 595          | 4 102          | 167            | 327           | 1 084            | 911           | 39            | 133           | ...             | ...   | ...                               | ...   |
| \$100,000 to \$119,999  | 2 806          | 2 504          | 137            | 165           | 802              | 682           | 52            | 68            | ...             | ...   | ...                               | ...   |
| \$120,000 or more   | 5 138          | 4 575          | 249            | 315           | 1 339            | 1 070         | 112           | 157           | ...             | ...   | ...                               | ...   |
| <b>Median</b>   | <b>57 975</b>  | <b>60 718</b>  | <b>53 796</b>  | <b>40 610</b> | <b>28 465</b>    | <b>29 825</b> | <b>29 615</b> | <b>23 233</b> | ...             | ...   | ...                               | ...   |
| <b>Monthly Housing Costs</b>  |                |                |                |               |                  |               |               |               |                 |       |                                   |       |
| Less than \$100   | 73             | 26             | 9              | 39            | 1 128            | 619           | 100           | 410           | ...             | ...   | ...                               | ...   |
| \$100 to \$199  | 646            | 431            | 6              | 209           | 7 066            | 5 216         | 182           | 1 668         | ...             | ...   | ...                               | ...   |
| \$200 to \$249  | 618            | 535            | 18             | 65            | 4 602            | 3 649         | 153           | 800           | ...             | ...   | ...                               | ...   |
| \$250 to \$299  | 734            | 620            | 16             | 99            | 3 941            | 3 077         | 206           | 658           | ...             | ...   | ...                               | ...   |
| \$300 to \$349  | 909            | 731            | 29             | 149           | 2 679            | 2 121         | 148           | 411           | ...             | ...   | ...                               | ...   |
| \$350 to \$399  | 1 070          | 816            | 36             | 217           | 2 100            | 1 554         | 143           | 402           | ...             | ...   | ...                               | ...   |
| \$400 to \$449  | 1 204          | 881            | 42             | 281           | 1 472            | 1 129         | 85            | 258           | ...             | ...   | ...                               | ...   |
| \$450 to \$499  | 1 417          | 1 083          | 38             | 297           | 1 002            | 764           | 91            | 241           | ...             | ...   | ...                               | ...   |
| \$500 to \$599  | 3 337          | 2 546          | 158            | 632           | 1 256            | 925           | 90            | 241           | ...             | ...   | ...                               | ...   |
| \$600 to \$699  | 3 552          | 2 855          | 212            | 486           | 663              | 486           | 61            | 115           | ...             | ...   | ...                               | ...   |
| \$700 to \$799  | 3 717          | 3 007          | 224            | 486           | 354              | 261           | 49            | 43            | ...             | ...   | ...                               | ...   |
| \$800 to \$999  | 6 837          | 5 867          | 341            | 629           | 367              | 274           | 35            | 58            | ...             | ...   | ...                               | ...   |
| \$1,000 to \$1,249  | 5 994          | 5 291          | 327            | 377           | 172              | 132           | 14            | 26            | ...             | ...   | ...                               | ...   |
| \$1,250 to \$1,499  | 4 147          | 3 680          | 195            | 272           | 92               | 69            | 9             | 14            | ...             | ...   | ...                               | ...   |
| \$1,500 or more   | 7 410          | 6 514          | 351            | 544           | 233              | 166           | 28            | 38            | ...             | ...   | ...                               | ...   |
| No cash rent  | ...            | ...            | ...            | ...           | ...              | ...           | ...           | ...           | ...             | ...   | ...                               | ...   |
| <b>Median (excludes no cash rent)</b>   | <b>904</b>     | <b>933</b>     | <b>925</b>     | <b>683</b>    | <b>260</b>       | <b>262</b>    | <b>319</b>    | <b>235</b>    | ...             | ...   | ...                               | ...   |
| <b>Median Monthly Housing Costs for Owners</b>                                |                |                |                |               |                  |               |               |               |                 |       |                                   |       |
| Monthly costs including all mortgages plus maintenance costs                  | 940            | 970            | 953            | 700           | 283              | 287           | 336           | 252           | ...             | ...   | ...                               | ...   |
| Monthly costs excluding second and subsequent mortgages and maintenance costs | 895            | 923            | 923            | 679           | 260              | 262           | 319           | 235           | ...             | ...   | ...                               | ...   |
| <b>Monthly Housing Costs as Percent of Current Income<sup>2</sup></b>         |                |                |                |               |                  |               |               |               |                 |       |                                   |       |
| Less than 5 percent   | 1 194          | 961            | 42             | 191           | 3 969            | 2 988         | 235           | 746           | ...             | ...   | ...                               | ...   |
| 5 to 9 percent  | 4 274          | 3 708          | 160            | 406           | 7 718            | 6 002         | 345           | 1 370         | ...             | ...   | ...                               | ...   |
| 10 to 14 percent  | 7 120          | 6 065          | 277            | 778           | 4 828            | 3 736         | 205           | 888           | ...             | ...   | ...                               | ...   |
| 15 to 19 percent  | 8 216          | 6 994          | 364            | 857           | 2 892            | 2 200         | 164           | 528           | ...             | ...   | ...                               | ...   |
| 20 to 24 percent  | 5 970          | 5 099          | 320            | 551           | 1 791            | 1 358         | 83            | 350           | ...             | ...   | ...                               | ...   |
| 25 to 29 percent  | 4 319          | 3 525          | 245            | 549           | 1 184            | 885           | 70            | 230           | ...             | ...   | ...                               | ...   |
| 30 to 34 percent  | 2 741          | 2 312          | 122            | 308           | 709              | 512           | 49            | 148           | ...             | ...   | ...                               | ...   |
| 35 to 39 percent  | 1 781          | 1 460          | 103            | 218           | 646              | 434           | 35            | 178           | ...             | ...   | ...                               | ...   |
| 40 to 49 percent  | 1 924          | 1 549          | 106            | 270           | 685              | 473           | 47            | 165           | ...             | ...   | ...                               | ...   |
| 50 to 59 percent  | 967            | 770            | 65             | 132           | 324              | 223           | 13            | 88            | ...             | ...   | ...                               | ...   |
| 60 to 69 percent  | 622            | 478            | 43             | 101           | 227              | 130           | 14            | 83            | ...             | ...   | ...                               | ...   |
| 70 to 99 percent  | 819            | 636            | 32             | 151           | 321              | 224           | 23            | 75            | ...             | ...   | ...                               | ...   |
| 100 percent or more <sup>3</sup>  | 1 295          | 1 000          | 102            | 193           | 1 065            | 728           | 69            | 269           | ...             | ...   | ...                               | ...   |
| Zero or negative income   | 423            | 327            | 18             | 78            | 768              | 551           | 42            | 175           | ...             | ...   | ...                               | ...   |
| No cash rent  | ...            | ...            | ...            | ...           | ...              | ...           | ...           | ...           | ...             | ...   | ...                               | ...   |
| <b>Median (excludes 2 previous lines)</b>                                     | <b>20</b>      | <b>20</b>      | <b>22</b>      | <b>21</b>     | <b>12</b>        | <b>11</b>     | <b>12</b>     | <b>12</b>     | ...             | ...   | ...                               | ...   |
| <b>Median (excludes 3 lines before medians)</b>                               | <b>19</b>      | <b>19</b>      | <b>22</b>      | <b>20</b>     | <b>11</b>        | <b>11</b>     | <b>11</b>     | <b>12</b>     | ...             | ...   | ...                               | ...   |
| <b>Value</b>  |                |                |                |               |                  |               |               |               |                 |       |                                   |       |
| Less than \$10,000  | 620            | 103            | 14             | 502           | 1 443            | 187           | 20            | 1 236         | ...             | ...   | ...                               | ...   |
| \$10,000 to \$19,999  | 719            | 143            | 5              | 572           | 1 180            | 316           | 22            | 841           | ...             | ...   | ...                               | ...   |
| \$20,000 to \$29,999  | 796            | 287            | 36             | 473           | 1 002            | 574           | 24            | 404           | ...             | ...   | ...                               | ...   |
| \$30,000 to \$39,999  | 952            | 524            | 34             | 394           | 1 189            | 804           | 34            | 351           | ...             | ...   | ...                               | ...   |
| \$40,000 to \$49,999  | 1 323          | 922            | 48             | 352           | 1 442            | 1 067         | 71            | 304           | ...             | ...   | ...                               | ...   |
| \$50,000 to \$59,999  | 1 647          | 1 246          | 114            | 287           | 1 601            | 1 204         | 131           | 267           | ...             | ...   | ...                               | ...   |
| \$60,000 to \$69,999  | 2 333          | 1 943          | 147            | 244           | 1 847            | 1 519         | 92            | 236           | ...             | ...   | ...                               | ...   |
| \$70,000 to \$79,999  | 2 479          | 2 058          | 166            | 255           | 2 002            | 1 634         | 112           | 256           | ...             | ...   | ...                               | ...   |
| \$80,000 to \$99,999  | 5 597          | 4 921          | 325            | 350           | 3 488            | 2 998         | 198           | 292           | ...             | ...   | ...                               | ...   |
| \$100,000 to \$119,999  | 4 040          | 3 616          | 188            | 236           | 2 559            | 2 151         | 150           | 258           | ...             | ...   | ...                               | ...   |
| \$120,000 to \$149,999  | 5 719          | 5 167          | 301            | 251           | 2 899            | 2 486         | 169           | 244           | ...             | ...   | ...                               | ...   |
| \$150,000 to \$199,999  | 6 309          | 5 724          | 253            | 332           | 2 820            | 2 424         | 164           | 232           | ...             | ...   | ...                               | ...   |
| \$200,000 to \$249,999  | 3 336          | 3 021          | 144            | 171           | 1 306            | 1 127         | 52            | 126           | ...             | ...   | ...                               | ...   |
| \$250,000 to \$299,999  | 1 917          | 1 741          | 67             | 109           | 832              | 711           | 42            | 80            | ...             | ...   | ...                               | ...   |
| \$300,000 or more   | 3 880          | 3 468          | 159            | 253           | 1 519            | 1 243         | 112           | 163           | ...             | ...   | ...                               | ...   |
| <b>Median</b>   | <b>121 721</b> | <b>129 746</b> | <b>111 885</b> | <b>53 417</b> | <b>90 655</b>    | <b>99 462</b> | <b>99 283</b> | <b>34 672</b> | ...             | ...   | ...                               | ...   |
| <b>Ratio of Value to Current Income</b>                                       |                |                |                |               |                  |               |               |               |                 |       |                                   |       |
| Less than 1.5   | 12 579         | 9 315          | 579            | 2 685         | 7 021            | 3 951         | 301           | 2 769         | ...             | ...   | ...                               | ...   |
| 1.5 to 1.9  | 7 216          | 6 415          | 304            | 498           | 2 616            | 2 138         | 117           | 360           | ...             | ...   | ...                               | ...   |
| 2.0 to 2.4  | 5 788          | 5 088          | 293            | 407           | 2 230            | 1 821         | 124           | 284           | ...             | ...   | ...                               | ...   |
| 2.5 to 2.9  | 4 061          | 3 600          | 205            | 257           | 1 943            | 1 597         | 108           | 239           | ...             | ...   | ...                               | ...   |
| 3.0 to 3.9  | 4 484          | 3 988          | 215            | 280           | 2 825            | 2 350         | 173           | 303           | ...             | ...   | ...                               | ...   |
| 4.0 to 4.9  | 2 310          | 2 042          | 84             | 184           | 1 932            | 1 594         | 128           | 210           | ...             | ...   | ...                               | ...   |
| 5.0 or more   | 4 806          | 4 109          | 303            | 394           | 7 795            | 6 442         | 401           | 951           | ...             | ...   | ...                               | ...   |
| Zero or negative income   | 423            | 327            | 18             | 78            | 768              | 551           | 42            | 175           | ...             | ...   | ...                               | ...   |
| <b>Median</b>   | <b>2.1</b>     | <b>2.2</b>     | <b>2.2</b>     | <b>1.5-</b>   | <b>2.8</b>       | <b>3.2</b>    | <b>3.1</b>    | <b>1.5-</b>   | ...             | ...   | ...                               | ...   |

**Table 3-19. Detailed Tenure by Financial Characteristics—Owner Occupied Units—Con.**

[Numbers in thousands. Consistent with the 1990 Census. ... means not applicable or sample too small. — means zero or rounds to zero]

| Characteristics  | Owner occupied |               |               |              |                  |           |               |           | Renter occupied |       |                                   |       |
|--|----------------|---------------|---------------|--------------|------------------|-----------|---------------|-----------|-----------------|-------|-----------------------------------|-------|
|  | With mortgage  |               |               |              | With no mortgage |           |               |           | All renters     |       | Unsubsidized renters <sup>1</sup> |       |
|  | Total          | Specified     | Not specified |              | Total            | Specified | Not specified |           | Specified       | Other | Specified                         | Other |
|  |                |               | Condo or Coop | Other        |                  |           | Condo or Coop | Other     |                 |       |                                   |       |
| <b>Average Monthly Cost Paid for Real Estate Taxes</b> |                |               |               |              |                  |           |               |           |                 |       |                                   |       |
| Less than \$25 .....                                   | 4 647          | 2 836         | 168           | 1 643        | 6 289            | 3 524     | 210           | 2 555     | ...             | ...   | ...                               | ...   |
| \$25 to \$49 .....                                     | 5 061          | 3 955         | 241           | 866          | 4 613            | 3 521     | 174           | 918       | ...             | ...   | ...                               | ...   |
| \$50 to \$74 .....                                     | 5 230          | 4 398         | 274           | 557          | 3 679            | 3 009     | 209           | 461       | ...             | ...   | ...                               | ...   |
| \$75 to \$99 .....                                     | 4 447          | 3 875         | 235           | 336          | 2 502            | 2 062     | 164           | 275       | ...             | ...   | ...                               | ...   |
| \$100 to \$149 .....                                   | 7 586          | 6 660         | 466           | 460          | 3 885            | 3 181     | 282           | 421       | ...             | ...   | ...                               | ...   |
| \$150 to \$199 .....                                   | 4 837          | 4 320         | 221           | 296          | 2 194            | 1 818     | 132           | 245       | ...             | ...   | ...                               | ...   |
| \$200 or more .....                                    | 9 858          | 8 838         | 396           | 624          | 3 967            | 3 328     | 223           | 416       | ...             | ...   | ...                               | ...   |
| <b>Median</b> .....                                    | <b>110</b>     | <b>118</b>    | <b>109</b>    | <b>47</b>    | <b>68</b>        | <b>77</b> | <b>91</b>     | <b>27</b> | ...             | ...   | ...                               | ...   |
| <b>OWNERS WITH ONE OR MORE REGULAR MORTGAGES</b>       |                |               |               |              |                  |           |               |           |                 |       |                                   |       |
| <b>Total</b> .....                                     | <b>38 883</b>  | <b>32 416</b> | <b>1 939</b>  | <b>4 528</b> | ...              | ...       | ...           | ...       | ...             | ...   | ...                               | ...   |
| <b>Monthly Payment for Principal and Interest</b>      |                |               |               |              |                  |           |               |           |                 |       |                                   |       |
| One or more regular mortgages .....                    | 38 883         | 32 416        | 1 939         | 4 528        | ...              | ...       | ...           | ...       | ...             | ...   | ...                               | ...   |
| Less than \$100 .....                                  | 1 121          | 796           | 51            | 274          | ...              | ...       | ...           | ...       | ...             | ...   | ...                               | ...   |
| \$100 to \$199 .....                                   | 1 708          | 1 250         | 85            | 373          | ...              | ...       | ...           | ...       | ...             | ...   | ...                               | ...   |
| \$200 to \$249 .....                                   | 1 391          | 1 006         | 67            | 318          | ...              | ...       | ...           | ...       | ...             | ...   | ...                               | ...   |
| \$250 to \$299 .....                                   | 1 776          | 1 233         | 76            | 468          | ...              | ...       | ...           | ...       | ...             | ...   | ...                               | ...   |
| \$300 to \$349 .....                                   | 2 073          | 1 467         | 135           | 470          | ...              | ...       | ...           | ...       | ...             | ...   | ...                               | ...   |
| \$350 to \$399 .....                                   | 2 234          | 1 687         | 132           | 414          | ...              | ...       | ...           | ...       | ...             | ...   | ...                               | ...   |
| \$400 to \$449 .....                                   | 2 139          | 1 803         | 125           | 211          | ...              | ...       | ...           | ...       | ...             | ...   | ...                               | ...   |
| \$450 to \$499 .....                                   | 2 325          | 1 921         | 133           | 271          | ...              | ...       | ...           | ...       | ...             | ...   | ...                               | ...   |
| \$500 to \$599 .....                                   | 4 228          | 3 615         | 225           | 388          | ...              | ...       | ...           | ...       | ...             | ...   | ...                               | ...   |
| \$600 to \$699 .....                                   | 4 049          | 3 579         | 220           | 250          | ...              | ...       | ...           | ...       | ...             | ...   | ...                               | ...   |
| \$700 to \$799 .....                                   | 3 001          | 2 594         | 161           | 246          | ...              | ...       | ...           | ...       | ...             | ...   | ...                               | ...   |
| \$800 to \$999 .....                                   | 4 460          | 4 022         | 216           | 222          | ...              | ...       | ...           | ...       | ...             | ...   | ...                               | ...   |
| \$1,000 to \$1,249 .....                               | 3 697          | 3 299         | 147           | 250          | ...              | ...       | ...           | ...       | ...             | ...   | ...                               | ...   |
| \$1,250 to \$1,499 .....                               | 1 833          | 1 670         | 65            | 98           | ...              | ...       | ...           | ...       | ...             | ...   | ...                               | ...   |
| \$1,500 or more .....                                  | 2 851          | 2 474         | 102           | 275          | ...              | ...       | ...           | ...       | ...             | ...   | ...                               | ...   |
| <b>Median</b> .....                                    | <b>611</b>     | <b>640</b>    | <b>574</b>    | <b>394</b>   | ...              | ...       | ...           | ...       | ...             | ...   | ...                               | ...   |
| <b>Type of Primary Mortgage</b>                        |                |               |               |              |                  |           |               |           |                 |       |                                   |       |
| FHA .....  | 5 410          | 4 831         | 288           | 291          | ...              | ...       | ...           | ...       | ...             | ...   | ...                               | ...   |
| VA .....   | 1 893          | 1 750         | 40            | 103          | ...              | ...       | ...           | ...       | ...             | ...   | ...                               | ...   |
| Farmers Home Administration .....                      | 330            | 277           | 5             | 49           | ...              | ...       | ...           | ...       | ...             | ...   | ...                               | ...   |
| Other types .....                                      | 28 204         | 23 115        | 1 435         | 3 655        | ...              | ...       | ...           | ...       | ...             | ...   | ...                               | ...   |
| Don't know .....                                       | 105            | 83            | 2             | 19           | ...              | ...       | ...           | ...       | ...             | ...   | ...                               | ...   |
| Not reported .....                                     | 2 942          | 2 360         | 169           | 412          | ...              | ...       | ...           | ...       | ...             | ...   | ...                               | ...   |
| <b>Mortgage Origination</b>                            |                |               |               |              |                  |           |               |           |                 |       |                                   |       |
| Placed new mortgage(s) .....                           | 38 199         | 31 864        | 1 913         | 4 422        | ...              | ...       | ...           | ...       | ...             | ...   | ...                               | ...   |
| Primary obtained when property acquired .....          | 27 439         | 22 397        | 1 568         | 3 474        | ...              | ...       | ...           | ...       | ...             | ...   | ...                               | ...   |
| Obtained later .....                                   | 10 760         | 9 467         | 346           | 948          | ...              | ...       | ...           | ...       | ...             | ...   | ...                               | ...   |
| Assumed .....  | 585            | 471           | 19            | 95           | ...              | ...       | ...           | ...       | ...             | ...   | ...                               | ...   |
| Wrap-around .....                                      | 27             | 17            | 5             | 5            | ...              | ...       | ...           | ...       | ...             | ...   | ...                               | ...   |
| Combination of the above .....                         | 73             | 65            | 2             | 6            | ...              | ...       | ...           | ...       | ...             | ...   | ...                               | ...   |
| <b>Payment Plan of Primary Mortgage</b>                |                |               |               |              |                  |           |               |           |                 |       |                                   |       |
| Fixed payment, self-amortizing .....                   | 31 472         | 26 391        | 1 491         | 3 590        | ...              | ...       | ...           | ...       | ...             | ...   | ...                               | ...   |
| Adjustable rate mortgage .....                         | 2 057          | 1 689         | 162           | 206          | ...              | ...       | ...           | ...       | ...             | ...   | ...                               | ...   |
| Adjustable term mortgage .....                         | 277            | 194           | 22            | 60           | ...              | ...       | ...           | ...       | ...             | ...   | ...                               | ...   |
| Graduated payment mortgage .....                       | 363            | 302           | 11            | 50           | ...              | ...       | ...           | ...       | ...             | ...   | ...                               | ...   |
| Balloon .....  | 302            | 243           | 17            | 42           | ...              | ...       | ...           | ...       | ...             | ...   | ...                               | ...   |
| Other .....  | 3              | 3             | —             | —            | ...              | ...       | ...           | ...       | ...             | ...   | ...                               | ...   |
| Combination of the above .....                         | 273            | 220           | 19            | 34           | ...              | ...       | ...           | ...       | ...             | ...   | ...                               | ...   |
| Not reported .....                                     | 4 138          | 3 375         | 217           | 546          | ...              | ...       | ...           | ...       | ...             | ...   | ...                               | ...   |
| <b>Payment Plan of Secondary Mortgage</b>              |                |               |               |              |                  |           |               |           |                 |       |                                   |       |
| Units with two or more mortgages .....                 | 1 493          | 1 317         | 49            | 127          | ...              | ...       | ...           | ...       | ...             | ...   | ...                               | ...   |
| Fixed payment, self-amortizing .....                   | 1 240          | 1 090         | 48            | 102          | ...              | ...       | ...           | ...       | ...             | ...   | ...                               | ...   |
| Adjustable rate mortgage .....                         | 36             | 34            | —             | 2            | ...              | ...       | ...           | ...       | ...             | ...   | ...                               | ...   |
| Adjustable term mortgage .....                         | 84             | 70            | —             | 14           | ...              | ...       | ...           | ...       | ...             | ...   | ...                               | ...   |
| Graduated payment mortgage .....                       | 21             | 18            | —             | 2            | ...              | ...       | ...           | ...       | ...             | ...   | ...                               | ...   |
| Balloon .....  | 30             | 30            | —             | —            | ...              | ...       | ...           | ...       | ...             | ...   | ...                               | ...   |
| Other .....  | —              | —             | —             | —            | ...              | ...       | ...           | ...       | ...             | ...   | ...                               | ...   |
| Combination of the above .....                         | 18             | 14            | —             | 3            | ...              | ...       | ...           | ...       | ...             | ...   | ...                               | ...   |
| Not reported .....                                     | 64             | 60            | 1             | 4            | ...              | ...       | ...           | ...       | ...             | ...   | ...                               | ...   |
| <b>Lenders of Primary and Secondary Mortgages</b>      |                |               |               |              |                  |           |               |           |                 |       |                                   |       |
| Only borrowed from firm(s) .....                       | 34 642         | 29 092        | 1 731         | 3 819        | ...              | ...       | ...           | ...       | ...             | ...   | ...                               | ...   |
| Only borrowed from seller .....                        | 551            | 370           | 8             | 172          | ...              | ...       | ...           | ...       | ...             | ...   | ...                               | ...   |
| Only borrowed from other individual(s) .....           | 364            | 269           | 13            | 83           | ...              | ...       | ...           | ...       | ...             | ...   | ...                               | ...   |
| Borrowed from a firm and seller .....                  | 52             | 47            | —             | 5            | ...              | ...       | ...           | ...       | ...             | ...   | ...                               | ...   |
| Borrowed from a firm and other individual .....        | 35             | 34            | —             | 1            | ...              | ...       | ...           | ...       | ...             | ...   | ...                               | ...   |
| Borrowed from seller and other individual .....        | 3              | —             | —             | 3            | ...              | ...       | ...           | ...       | ...             | ...   | ...                               | ...   |
| One or both sources not reported .....                 | 3 237          | 2 604         | 187           | 447          | ...              | ...       | ...           | ...       | ...             | ...   | ...                               | ...   |

<sup>1</sup>Excludes units in public housing projects and housing units with government rent subsidies.

<sup>2</sup>Beginning with 1989 this item uses current income in its calculation, see Appendix A.

<sup>3</sup>May reflect a temporary situation, living off savings, or response error.







**Table 3-20. Income of Families and Primary Individuals by Selected Characteristics—Owner Occupied Units—Con.**

[Numbers in thousands. Consistent with the 1990 Census. ... means not applicable or sample too small. — means zero or rounds to zero]

| Characteristics   | Total   | Zero to negative | \$1 to \$4,999 | \$5,000 to \$9,999 | \$10,000 to \$14,999 | \$15,000 to \$19,999 | \$20,000 to \$29,999 | \$30,000 to \$39,999 | \$40,000 to \$59,999 | \$60,000 to \$79,999 | \$80,000 to \$99,999 | \$100,000 to \$119,999 | \$120,000 or more | Median  |
|---|---------|------------------|----------------|--------------------|----------------------|----------------------|----------------------|----------------------|----------------------|----------------------|----------------------|------------------------|-------------------|---------|
| <b>Monthly Housing Costs as Percent of Current Income<sup>2</sup></b> |         |                  |                |                    |                      |                      |                      |                      |                      |                      |                      |                        |                   |         |
| Less than 5 percent .....   | 5 163   | 11               | 3              | 11                 | 20                   | 40                   | 133                  | 245                  | 893                  | 923                  | 694                  | 568                    | 1 624             | 88 748  |
| 5 to 9 percent .....  | 11 992  | 18               | 13             | 36                 | 218                  | 283                  | 1 284                | 1 795                | 2 854                | 1 951                | 1 080                | 784                    | 1 695             | 56 591  |
| 10 to 14 percent .....  | 11 948  | 7                | 21             | 143                | 493                  | 671                  | 1 728                | 1 430                | 1 983                | 1 804                | 1 267                | 859                    | 1 542             | 54 938  |
| 15 to 19 percent .....  | 11 108  | 4                | 11             | 277                | 632                  | 644                  | 1 115                | 1 172                | 2 281                | 2 044                | 1 237                | 777                    | 913               | 54 885  |
| 20 to 24 percent .....  | 7 761   | 3                | 2              | 328                | 584                  | 427                  | 819                  | 996                  | 1 870                | 1 270                | 776                  | 317                    | 368               | 47 712  |
| 25 to 29 percent .....  | 5 503   | 9                | 21             | 318                | 425                  | 381                  | 742                  | 955                  | 1 241                | 1 769                | 325                  | 159                    | 158               | 38 961  |
| 30 to 34 percent .....  | 3 450   | —                | 11             | 280                | 259                  | 247                  | 624                  | 604                  | 761                  | 381                  | 151                  | 64                     | 69                | 35 043  |
| 35 to 39 percent .....  | 2 428   | —                | 29             | 266                | 269                  | 259                  | 537                  | 397                  | 381                  | 161                  | 47                   | 36                     | 45                | 27 270  |
| 40 to 49 percent .....  | 2 610   | —                | 54             | 407                | 339                  | 331                  | 549                  | 346                  | 350                  | 126                  | 59                   | 22                     | 26                | 23 163  |
| 50 to 59 percent .....  | 1 292   | 2                | 44             | 210                | 229                  | 163                  | 254                  | 210                  | 110                  | 35                   | 15                   | 4                      | 14                | 19 918  |
| 60 to 69 percent .....  | 849     | —                | 51             | 174                | 143                  | 114                  | 153                  | 104                  | 75                   | 17                   | 8                    | —                      | 10                | 17 475  |
| 70 to 99 percent .....  | 1 140   | —                | 110            | 259                | 234                  | 154                  | 164                  | 110                  | 35                   | 38                   | 15                   | 18                     | 5                 | 14 317  |
| 100 percent or more <sup>3</sup> .....                                | 2 360   | —                | 1 341          | 409                | 214                  | 88                   | 112                  | 73                   | 56                   | 56                   | 5                    | —                      | 8                 | 5000-   |
| Zero or negative income .....   | 1 191   | 1 191            | —              | —                  | —                    | —                    | —                    | —                    | —                    | —                    | —                    | —                      | —                 | —       |
| No cash rent .....  | —       | —                | —              | —                  | —                    | —                    | —                    | —                    | —                    | —                    | —                    | —                      | —                 | —       |
| Median (excludes 2 previous lines) .....                              | 17      | 10               | 100+           | 38                 | 26                   | 23                   | 19                   | 18                   | 17                   | 15                   | 14                   | 13                     | 10                | —       |
| Median (excludes 3 lines before medians) .....                        | 17      | 10               | 54             | 34                 | 25                   | 23                   | 19                   | 18                   | 17                   | 15                   | 14                   | 13                     | 10                | —       |
| <b>Value</b>  |         |                  |                |                    |                      |                      |                      |                      |                      |                      |                      |                        |                   |         |
| Less than \$10,000 .....  | 2 062   | 64               | 130            | 303                | 288                  | 275                  | 367                  | 257                  | 202                  | 99                   | 32                   | 20                     | 24                | 19 469  |
| \$10,000 to \$19,999 .....  | 1 899   | 52               | 62             | 258                | 268                  | 177                  | 307                  | 297                  | 296                  | 77                   | 45                   | 31                     | 30                | 24 326  |
| \$20,000 to \$29,999 .....  | 1 798   | 45               | 92             | 201                | 216                  | 173                  | 329                  | 290                  | 302                  | 94                   | 32                   | 7                      | 16                | 25 212  |
| \$30,000 to \$39,999 .....  | 2 141   | 52               | 81             | 222                | 277                  | 209                  | 360                  | 421                  | 337                  | 111                  | 26                   | 20                     | 24                | 26 385  |
| \$40,000 to \$49,999 .....  | 2 765   | 75               | 103            | 244                | 224                  | 276                  | 560                  | 437                  | 472                  | 235                  | 51                   | 45                     | 42                | 28 220  |
| \$50,000 to \$59,999 .....  | 3 248   | 64               | 117            | 197                | 374                  | 247                  | 587                  | 541                  | 622                  | 295                  | 115                  | 36                     | 53                | 30 700  |
| \$60,000 to \$69,999 .....  | 4 180   | 93               | 115            | 247                | 322                  | 332                  | 714                  | 755                  | 855                  | 438                  | 173                  | 65                     | 71                | 33 535  |
| \$70,000 to \$79,999 .....  | 4 481   | 67               | 130            | 236                | 298                  | 352                  | 689                  | 793                  | 958                  | 521                  | 204                  | 104                    | 129               | 35 910  |
| \$80,000 to \$99,999 .....  | 9 085   | 129              | 183            | 329                | 508                  | 512                  | 1 278                | 1 393                | 2 255                | 1 385                | 585                  | 227                    | 299               | 41 861  |
| \$100,000 to \$119,999 .....  | 6 599   | 94               | 132            | 201                | 332                  | 337                  | 796                  | 858                  | 1 492                | 1 178                | 580                  | 265                    | 333               | 47 357  |
| \$120,000 to \$149,999 .....  | 8 618   | 153              | 171            | 243                | 320                  | 354                  | 724                  | 898                  | 1 917                | 1 685                | 966                  | 518                    | 670               | 55 083  |
| \$150,000 to \$199,999 .....  | 9 129   | 141              | 166            | 213                | 314                  | 290                  | 717                  | 777                  | 1 585                | 1 734                | 1 249                | 830                    | 1 112             | 64 156  |
| \$200,000 to \$249,999 .....  | 3 642   | 70               | 98             | 58                 | 135                  | 100                  | 337                  | 292                  | 697                  | 744                  | 658                  | 535                    | 918               | 74 343  |
| \$250,000 to \$299,999 .....  | 2 749   | 41               | 48             | 72                 | 84                   | 63                   | 145                  | 148                  | 372                  | 370                  | 381                  | 317                    | 709               | 81 659  |
| \$300,000 or more .....   | 5 399   | 105              | 82             | 91                 | 99                   | 104                  | 284                  | 281                  | 530                  | 607                  | 583                  | 586                    | 2 047             | 97 743  |
| Median .....  | 108 300 | 97 104           | 82 764         | 65 391             | 72 017               | 76 018               | 82 873               | 86 150               | 101 973              | 126 273              | 151 250              | 177 971                | 223 706           | —       |
| <b>Ratio of Value to Current Income</b>                               |         |                  |                |                    |                      |                      |                      |                      |                      |                      |                      |                        |                   |         |
| Less than 1.5 .....   | 19 599  | 19               | 80             | 373                | 564                  | 568                  | 1 372                | 1 875                | 3 567                | 3 529                | 2 292                | 1 563                  | 3 796             | 67 827  |
| 1.5 to 1.9 .....  | 9 832   | 2                | 8              | 108                | 142                  | 168                  | 576                  | 1 092                | 2 552                | 1 975                | 1 280                | 823                    | 1 106             | 62 713  |
| 2.0 to 2.4 .....  | 8 018   | 3                | 16             | 80                 | 113                  | 223                  | 797                  | 1 278                | 2 054                | 1 579                | 827                  | 437                    | 613               | 54 607  |
| 2.5 to 2.9 .....  | 6 004   | 3                | 2              | 95                 | 222                  | 257                  | 849                  | 1 271                | 1 404                | 890                  | 480                  | 296                    | 378               | 46 365  |
| 3.0 to 3.9 .....  | 7 308   | 11               | 18             | 143                | 371                  | 462                  | 1 520                | 1 259                | 1 665                | 837                  | 451                  | 254                    | 318               | 38 969  |
| 4.0 to 4.9 .....  | 4 242   | —                | 11             | 193                | 366                  | 524                  | 941                  | 722                  | 722                  | 334                  | 169                  | 137                    | 122               | 31 193  |
| 5.0 or more .....   | 12 601  | 18               | 1 575          | 2 125              | 2 281                | 1 598                | 2 141                | 1 084                | 928                  | 430                  | 179                  | 99                     | 144               | 15 944  |
| Zero or negative income .....   | 1 191   | 1 191            | —              | —                  | —                    | —                    | —                    | —                    | —                    | —                    | —                    | —                      | —                 | —       |
| Median .....  | 2.3     | 3.1              | 5.0+           | 5.0+               | 5.0+                 | 4.4                  | 3.3                  | 2.5                  | 2.1                  | 1.8                  | 1.7                  | 1.6                    | 1.5-              | —       |
| <b>Monthly Payment for Principal and Interest</b>                     |         |                  |                |                    |                      |                      |                      |                      |                      |                      |                      |                        |                   |         |
| One or more regular mortgages .....                                   | 38 883  | 412              | 487            | 668                | 995                  | 1 254                | 3 460                | 4 706                | 8 187                | 6 898                | 4 333                | 2 639                  | 4 846             | 58 226  |
| Less than \$100 .....   | 1 121   | 36               | 35             | 59                 | 58                   | 67                   | 138                  | 147                  | 187                  | 170                  | 107                  | 40                     | 79                | 42 364  |
| \$100 to \$199 .....  | 1 708   | 30               | 49             | 114                | 169                  | 139                  | 311                  | 298                  | 254                  | 140                  | 73                   | 51                     | 79                | 31 385  |
| \$200 to \$249 .....  | 1 391   | 31               | 24             | 59                 | 88                   | 131                  | 244                  | 227                  | 219                  | 172                  | 92                   | 43                     | 61                | 35 227  |
| \$250 to \$299 .....  | 1 776   | 30               | 42             | 64                 | 109                  | 130                  | 278                  | 330                  | 410                  | 216                  | 86                   | 43                     | 39                | 37 132  |
| \$300 to \$349 .....  | 2 073   | 11               | 43             | 45                 | 86                   | 147                  | 320                  | 428                  | 447                  | 269                  | 115                  | 54                     | 107               | 38 969  |
| \$350 to \$399 .....  | 2 234   | 42               | 30             | 51                 | 78                   | 129                  | 340                  | 407                  | 579                  | 288                  | 145                  | 45                     | 99                | 41 373  |
| \$400 to \$449 .....  | 2 139   | 22               | 20             | 27                 | 66                   | 84                   | 308                  | 359                  | 609                  | 313                  | 150                  | 68                     | 113               | 46 060  |
| \$450 to \$499 .....  | 2 325   | 16               | 22             | 34                 | 52                   | 87                   | 286                  | 367                  | 625                  | 430                  | 167                  | 115                    | 125               | 49 565  |
| \$500 to \$599 .....  | 4 228   | 34               | 63             | 39                 | 66                   | 103                  | 418                  | 603                  | 1 228                | 815                  | 434                  | 211                    | 213               | 52 828  |
| \$600 to \$699 .....  | 4 049   | 17               | 31             | 54                 | 48                   | 92                   | 240                  | 492                  | 1 104                | 944                  | 453                  | 240                    | 334               | 59 027  |
| \$700 to \$799 .....  | 3 001   | 18               | 22             | 21                 | 57                   | 48                   | 150                  | 322                  | 691                  | 695                  | 444                  | 242                    | 292               | 64 959  |
| \$800 to \$999 .....  | 4 460   | 57               | 28             | 32                 | 53                   | 48                   | 196                  | 292                  | 885                  | 1 060                | 762                  | 423                    | 625               | 72 065  |
| \$1,000 to \$1,249 .....  | 3 697   | 29               | 43             | 26                 | 25                   | 22                   | 108                  | 233                  | 554                  | 735                  | 625                  | 466                    | 829               | 82 309  |
| \$1,250 to \$1,499 .....  | 1 833   | 9                | 12             | 12                 | 19                   | 12                   | 39                   | 106                  | 189                  | 334                  | 308                  | 240                    | 552               | 91 990  |
| \$1,500 or more .....   | 2 851   | 30               | 23             | 30                 | 22                   | 15                   | 85                   | 95                   | 207                  | 318                  | 371                  | 356                    | 1 298             | 112 857 |
| Median .....  | 611     | 466              | 451            | 341                | 343                  | 355                  | 416                  | 471                  | 562                  | 667                  | 777                  | 879                    | 1 077             | —       |
| <b>Average Monthly Cost Paid for Real Estate Taxes</b>                |         |                  |                |                    |                      |                      |                      |                      |                      |                      |                      |                        |                   |         |
| Less than \$25 .....  | 10 936  | 347              | 509            | 1 232              | 1 300                | 977                  | 1 800                | 1 500                | 1 648                | 812                  | 312                  | 199                    | 299               | 26 124  |
| \$25 to \$49 .....  | 9 674   | 180              | 280            | 651                | 800                  | 762                  | 1 569                | 1 501                | 1 939                | 1 056                | 454                  | 216                    | 266               | 33 963  |
| \$50 to \$74 .....  | 8 909   | 155              | 234            | 387                | 543                  | 605                  | 1 308                | 1 342                | 1 929                | 1 202                | 553                  | 295                    | 355               | 39 115  |
| \$75 to \$99 .....  | 6 949   | 121              | 135            | 214                | 374                  | 352                  | 880                  | 1 036                | 1 485                | 1 082                | 594                  | 267                    | 409               | 44 881  |
| \$100 to \$149 .....  | 11 471  | 153              | 238            | 298                | 455                  | 506                  | 1 116                | 1 379                | 2 472                | 2 048                | 1 200                | 628                    | 978               | 52 866  |
| \$150 to \$199 .....  | 7 032   | 95               | 128            | 140                | 259                  | 228                  | 626                  | 741                  | 1 455                | 1 238                | 799                  | 506                    | 817               | 57 864  |
| \$200 or more .....   | 13 825  | 195              | 187            | 195                | 329                  | 370                  | 896                  | 937                  | 1 965                | 2 136                | 1 766                | 1 496                  | 3 353             | 77 213  |
| Median .....  | 93      | 66               | 57             | 38                 | 48                   | 57                   | 64                   | 73                   | 91                   | 115                  | 139                  | 170                    | 200+              | —       |

Table 3-20. **Income of Families and Primary Individuals by Selected Characteristics—Owner Occupied Units—Con.**

[Numbers in thousands. **Consistent with the 1990 Census.** ... means not applicable or sample too small. – means zero or rounds to zero]

| Characteristics                       | Total         | Zero to negative | \$1 to \$4,999 | \$5,000 to \$9,999 | \$10,000 to \$14,999 | \$15,000 to \$19,999 | \$20,000 to \$29,999 | \$30,000 to \$39,999 | \$40,000 to \$59,999 | \$60,000 to \$79,999 | \$80,000 to \$99,999 | \$100,000 to \$119,999 | \$120,000 or more | Median     |
|---------------------------------------|---------------|------------------|----------------|--------------------|----------------------|----------------------|----------------------|----------------------|----------------------|----------------------|----------------------|------------------------|-------------------|------------|
| <b>Purchase Price</b>                 |               |                  |                |                    |                      |                      |                      |                      |                      |                      |                      |                        |                   |            |
| Home purchased or built .....         | 65 334        | 1 103            | 1 537          | 2 794              | 3 700                | 3 534                | 7 663                | 7 991                | 12 372               | 9 265                | 5 546                | 3 490                  | 6 338             | 47 023     |
| Less than \$10,000 .....              | 4 486         | 103              | 263            | 676                | 677                  | 530                  | 812                  | 504                  | 478                  | 217                  | 93                   | 44                     | 90                | 19 946     |
| \$10,000 to \$19,999 .....            | 6 686         | 153              | 219            | 596                | 754                  | 689                  | 1 188                | 1 029                | 1 052                | 495                  | 224                  | 126                    | 159               | 27 837     |
| \$20,000 to \$29,999 .....            | 5 500         | 106              | 174            | 327                | 461                  | 395                  | 943                  | 827                  | 1 094                | 533                  | 266                  | 181                    | 192               | 34 145     |
| \$30,000 to \$39,999 .....            | 4 868         | 73               | 83             | 186                | 362                  | 350                  | 659                  | 854                  | 1 013                | 615                  | 322                  | 155                    | 196               | 38 432     |
| \$40,000 to \$49,999 .....            | 4 208         | 70               | 69             | 150                | 171                  | 251                  | 664                  | 602                  | 911                  | 612                  | 298                  | 183                    | 227               | 42 777     |
| \$50,000 to \$59,999 .....            | 3 881         | 63               | 58             | 93                 | 183                  | 185                  | 506                  | 630                  | 935                  | 601                  | 295                  | 135                    | 195               | 44 737     |
| \$60,000 to \$69,999 .....            | 3 748         | 36               | 73             | 64                 | 134                  | 184                  | 457                  | 555                  | 967                  | 613                  | 273                  | 157                    | 235               | 47 673     |
| \$70,000 to \$79,999 .....            | 3 473         | 31               | 55             | 49                 | 83                   | 136                  | 336                  | 489                  | 944                  | 634                  | 293                  | 167                    | 256               | 51 799     |
| \$80,000 to \$99,999 .....            | 5 801         | 67               | 71             | 67                 | 131                  | 179                  | 447                  | 766                  | 1 448                | 1 218                | 601                  | 291                    | 513               | 56 177     |
| \$100,000 to \$119,999 .....          | 3 554         | 40               | 56             | 54                 | 69                   | 92                   | 256                  | 346                  | 759                  | 769                  | 491                  | 248                    | 374               | 62 753     |
| \$120,000 to \$149,999 .....          | 4 596         | 51               | 52             | 34                 | 66                   | 97                   | 247                  | 379                  | 906                  | 1 027                | 660                  | 464                    | 613               | 69 080     |
| \$150,000 to \$199,999 .....          | 4 471         | 57               | 56             | 45                 | 70                   | 54                   | 215                  | 241                  | 644                  | 861                  | 790                  | 540                    | 898               | 79 850     |
| \$200,000 to \$249,999 .....          | 2 002         | 21               | 21             | 13                 | 25                   | 11                   | 57                   | 75                   | 220                  | 294                  | 335                  | 268                    | 659               | 95 646     |
| \$250,000 to \$299,999 .....          | 1 080         | 13               | 24             | 10                 | 8                    | 10                   | 35                   | 23                   | 86                   | 131                  | 155                  | 142                    | 442               | 106 135    |
| \$300,000 or more .....               | 1 836         | 24               | 21             | 19                 | 14                   | 10                   | 50                   | 78                   | 138                  | 169                  | 134                  | 215                    | 965               | 120K+      |
| Not reported .....                    | 5 144         | 194              | 241            | 410                | 492                  | 361                  | 791                  | 591                  | 777                  | 475                  | 316                  | 173                    | 325               | 31 424     |
| <b>Median</b> .....                   | <b>61 244</b> | <b>42 624</b>    | <b>29 510</b>  | <b>18 662</b>      | <b>23 763</b>        | <b>29 305</b>        | <b>37 480</b>        | <b>48 071</b>        | <b>63 260</b>        | <b>81 220</b>        | <b>98 346</b>        | <b>117 689</b>         | <b>147 938</b>    | <b>...</b> |
| Received as inheritance or gift ..... | 2 414         | 101              | 130            | 266                | 282                  | 228                  | 396                  | 269                  | 341                  | 190                  | 79                   | 64                     | 68                | 25 057     |
| Not reported .....                    | 1 047         | 43               | 44             | 56                 | 78                   | 38                   | 135                  | 177                  | 179                  | 119                  | 54                   | 53                     | 71                | 37 341     |

<sup>1</sup>For mobile homes, oldest category is 1939 or earlier.

<sup>2</sup>Beginning with 1989 this item uses current income in its calculation, see Appendix A.

<sup>3</sup>May reflect a temporary situation, living off savings, or response error.





**Table 3-21. Housing Costs by Selected Characteristics—Owner Occupied Units—Con.**

[Numbers in thousands. Consistent with the 1990 Census. ... means not applicable or sample too small. — means zero or rounds to zero]

| Characteristics  | Total         | Less than \$100 | \$100 to \$199 | \$200 to \$299 | \$300 to \$399 | \$400 to \$499 | \$500 to \$599 | \$600 to \$699 | \$700 to \$799 | \$800 to \$999 | \$1,000 to \$1,499 | \$1,500 or more | No cash rent | Median excluding no cash rent |
|--|---------------|-----------------|----------------|----------------|----------------|----------------|----------------|----------------|----------------|----------------|--------------------|-----------------|--------------|-------------------------------|
| <b>Ratio of Value to Current Income</b>                |               |                 |                |                |                |                |                |                |                |                |                    |                 |              |                               |
| Less than 1.5  | 19 599        | 500             | 2 511          | 2 567          | 2 032          | 1 644          | 1 740          | 1 380          | 1 371          | 2 119          | 2 455              | 1 282           | ...          | 531                           |
| 1.5 to 1.9   | 9 832         | 104             | 758            | 1 027          | 716            | 591            | 622            | 639            | 746            | 1 501          | 1 940              | 1 187           | ...          | 761                           |
| 2.0 to 2.4   | 8 018         | 69              | 573            | 925            | 624            | 455            | 435            | 502            | 542            | 1 067          | 1 734              | 1 092           | ...          | 779                           |
| 2.5 to 2.9   | 6 004         | 71              | 526            | 736            | 499            | 343            | 353            | 357            | 336            | 653            | 1 166              | 964             | ...          | 735                           |
| 3.0 to 3.9   | 7 308         | 74              | 749            | 1 047          | 677            | 502            | 408            | 450            | 349            | 745            | 1 215              | 1 092           | ...          | 644                           |
| 4.0 to 4.9   | 4 242         | 44              | 488            | 717            | 478            | 341            | 206            | 223            | 213            | 348            | 559                | 623             | ...          | 525                           |
| 5.0 or more  | 12 601        | 266             | 1 886          | 2 612          | 1 623          | 1 100          | 747            | 601            | 474            | 709            | 1 249              | 1 333           | ...          | 395                           |
| Zero or negative income                                | 1 191         | 73              | 221            | 265            | 109            | 119            | 81             | 64             | 41             | 63             | 87                 | 69              | ...          | ...                           |
| <b>Median</b>  | <b>2.3</b>    | <b>1.8</b>      | <b>2.4</b>     | <b>2.7</b>     | <b>2.5</b>     | <b>2.3</b>     | <b>1.9</b>     | <b>2.1</b>     | <b>1.9</b>     | <b>2.0</b>     | <b>2.2</b>         | <b>2.6</b>      | <b>...</b>   | <b>...</b>                    |
| <b>Monthly Payment for Principal and Interest</b>      |               |                 |                |                |                |                |                |                |                |                |                    |                 |              |                               |
| One or more regular mortgages                          | 38 883        | 57              | 274            | 473            | 1 343          | 2 229          | 3 132          | 3 417          | 3 677          | 6 783          | 10 113             | 7 387           | ...          | 943                           |
| Less than \$100  | 1 121         | 57              | 253            | 189            | 190            | 125            | 77             | 48             | 33             | 56             | 74                 | 18              | ...          | 332                           |
| \$100 to \$199   | 1 708         | —               | 21             | 260            | 659            | 416            | 171            | 90             | 49             | 30             | 10                 | 2               | ...          | 387                           |
| \$200 to \$249   | 1 391         | —               | —              | 23             | 301            | 512            | 341            | 91             | 54             | 39             | 23                 | 6               | ...          | 472                           |
| \$250 to \$299   | 1 776         | —               | —              | 1              | 169            | 638            | 561            | 246            | 100            | 38             | 21                 | 3               | ...          | 514                           |
| \$300 to \$349   | 2 073         | —               | —              | —              | 24             | 407            | 805            | 420            | 205            | 137            | 63                 | 11              | ...          | 575                           |
| \$350 to \$399   | 2 234         | —               | —              | —              | —              | 125            | 796            | 692            | 374            | 183            | 53                 | 11              | ...          | 628                           |
| \$400 to \$449   | 2 199         | —               | —              | —              | —              | 5              | 301            | 859            | 549            | 320            | 85                 | 20              | ...          | 689                           |
| \$450 to \$499   | 2 325         | —               | —              | —              | —              | —              | 76             | 670            | 841            | 559            | 148                | 31              | ...          | 750                           |
| \$500 to \$599   | 4 228         | —               | —              | —              | —              | —              | 5              | 290            | 1 286          | 2 091          | 524                | 33              | ...          | 851                           |
| \$600 to \$699   | 4 049         | —               | —              | —              | —              | —              | —              | 11             | 177            | 2 405          | 1 408              | 48              | ...          | 953                           |
| \$700 to \$799   | 3 001         | —               | —              | —              | —              | —              | —              | —              | 9              | 806            | 2 085              | 101             | ...          | 1 164                         |
| \$800 to \$999   | 4 460         | —               | —              | —              | —              | —              | —              | —              | —              | 120            | 3 900              | 440             | ...          | 1 271                         |
| \$1,000 to \$1,249                                     | 3 697         | —               | —              | —              | —              | —              | —              | —              | —              | —              | 1 660              | 2 037           | ...          | 1500+                         |
| \$1,250 to \$1,499                                     | 1 833         | —               | —              | —              | —              | —              | —              | —              | —              | —              | 57                 | 1 776           | ...          | 1500+                         |
| \$1,500 or more  | 2 851         | —               | —              | —              | —              | —              | —              | —              | —              | —              | —                  | 2 851           | ...          | 1500+                         |
| <b>Median</b>  | <b>611</b>    | <b>100-</b>     | <b>100-</b>    | <b>118</b>     | <b>173</b>     | <b>255</b>     | <b>326</b>     | <b>407</b>     | <b>478</b>     | <b>597</b>     | <b>829</b>         | <b>1 381</b>    | <b>...</b>   | <b>...</b>                    |
| <b>Average Monthly Cost Paid for Real Estate Taxes</b> |               |                 |                |                |                |                |                |                |                |                |                    |                 |              |                               |
| Less than \$25   | 10 936        | 1 023           | 3 338          | 1 707          | 1 053          | 1 004          | 764            | 540            | 408            | 482            | 381                | 236             | ...          | 265                           |
| \$25 to \$49   | 9 674         | 149             | 2 470          | 1 962          | 730            | 735            | 917            | 803            | 625            | 676            | 487                | 121             | ...          | 335                           |
| \$50 to \$74   | 8 909         | 19              | 1 262          | 2 113          | 770            | 479            | 631            | 727            | 780            | 1 209          | 693                | 227             | ...          | 461                           |
| \$75 to \$99   | 6 949         | 9               | 461            | 1 596          | 665            | 342            | 408            | 520            | 566            | 1 059          | 1 076              | 247             | ...          | 598                           |
| \$100 to \$149   | 11 471        | —               | 160            | 2 068          | 1 620          | 585            | 544            | 624            | 766            | 1 703          | 2 601              | 799             | ...          | 717                           |
| \$150 to \$199   | 7 032         | —               | 12             | 389            | 1 259          | 692            | 284            | 280            | 358            | 913            | 1 821              | 1 023           | ...          | 853                           |
| \$200 or more  | 13 825        | 2               | 9              | 61             | 660            | 1 258          | 1 045          | 723            | 569            | 1 163          | 3 347              | 4 989           | ...          | 1 213                         |
| <b>Median</b>  | <b>93</b>     | <b>25-</b>      | <b>30</b>      | <b>65</b>      | <b>105</b>     | <b>99</b>      | <b>74</b>      | <b>77</b>      | <b>85</b>      | <b>105</b>     | <b>149</b>         | <b>200+</b>     | <b>...</b>   | <b>...</b>                    |
| <b>Purchase Price</b>                                  |               |                 |                |                |                |                |                |                |                |                |                    |                 |              |                               |
| Home purchased or built                                | 65 334        | 1 017           | 6 895          | 9 142          | 6 294          | 4 815          | 4 387          | 4 043          | 3 964          | 7 032          | 10 234             | 7 512           | ...          | 603                           |
| Less than \$10,000                                     | 4 486         | 309             | 1 454          | 1 107          | 548            | 353            | 220            | 123            | 76             | 108            | 125                | 64              | ...          | 243                           |
| \$10,000 to \$19,999                                   | 6 686         | 197             | 1 501          | 2 010          | 1 079          | 614            | 351            | 261            | 183            | 191            | 193                | 107             | ...          | 282                           |
| \$20,000 to \$29,999                                   | 5 500         | 110             | 828            | 1 170          | 914            | 781            | 574            | 369            | 240            | 241            | 174                | 97              | ...          | 370                           |
| \$30,000 to \$39,999                                   | 4 868         | 62              | 565            | 874            | 543            | 686            | 702            | 410            | 299            | 353            | 248                | 125             | ...          | 457                           |
| \$40,000 to \$49,999                                   | 4 208         | 48              | 359            | 571            | 407            | 427            | 629            | 566            | 372            | 417            | 313                | 99              | ...          | 546                           |
| \$50,000 to \$59,999                                   | 3 881         | 24              | 302            | 480            | 316            | 277            | 434            | 490            | 511            | 551            | 380                | 116             | ...          | 622                           |
| \$60,000 to \$69,999                                   | 3 748         | 8               | 256            | 430            | 245            | 176            | 286            | 478            | 572            | 772            | 419                | 107             | ...          | 699                           |
| \$70,000 to \$79,999                                   | 3 473         | 13              | 146            | 316            | 206            | 155            | 140            | 325            | 523            | 936            | 564                | 149             | ...          | 783                           |
| \$80,000 to \$99,999                                   | 5 801         | 17              | 189            | 499            | 446            | 221            | 197            | 299            | 537            | 1 661          | 1 417              | 317             | ...          | 860                           |
| \$100,000 to \$119,999                                 | 3 554         | 3               | 94             | 252            | 269            | 146            | 121            | 107            | 140            | 609            | 1 559              | 255             | ...          | 1 012                         |
| \$120,000 to \$149,999                                 | 4 596         | 5               | 89             | 259            | 313            | 190            | 122            | 122            | 107            | 462            | 2 220              | 708             | ...          | 1 142                         |
| \$150,000 to \$199,999                                 | 4 471         | 4               | 65             | 133            | 227            | 207            | 130            | 107            | 89             | 218            | 1 552              | 1 740           | ...          | 1 340                         |
| \$200,000 to \$249,999                                 | 2 002         | 3               | 18             | 46             | 87             | 75             | 60             | 54             | 32             | 69             | 357                | 1 200           | ...          | 1500+                         |
| \$250,000 to \$299,999                                 | 1 080         | 2               | 5              | 21             | 42             | 32             | 51             | 31             | 29             | 34             | 109                | 725             | ...          | 1500+                         |
| \$300,000 or more                                      | 1 836         | 3               | 11             | 27             | 16             | 40             | 54             | 67             | 46             | 89             | 154                | 1 330           | ...          | 1500+                         |
| Not reported   | 5 144         | 211             | 1 013          | 948            | 635            | 435            | 316            | 235            | 207            | 324            | 448                | 373             | ...          | 363                           |
| <b>Median</b>  | <b>61 244</b> | <b>14 799</b>   | <b>19 907</b>  | <b>28 378</b>  | <b>35 305</b>  | <b>36 435</b>  | <b>42 995</b>  | <b>53 579</b>  | <b>63 434</b>  | <b>77 718</b>  | <b>113 577</b>     | <b>190 978</b>  | <b>...</b>   | <b>...</b>                    |
| Received as inheritance or gift                        | 2 414         | 155             | 642            | 568            | 337            | 173            | 130            | 101            | 73             | 91             | 90                 | 54              | ...          | 272                           |
| Not reported   | 1 047         | 30              | 176            | 186            | 126            | 108            | 76             | 71             | 34             | 82             | 82                 | 77              | ...          | 406                           |

<sup>1</sup>For mobile homes, oldest category is 1939 or earlier.









**Table 3-23. Type of Structure and Heating Degree Days by Cost of Utilities—Owner Occupied**

[Numbers in thousands. Consistent with the 1990 Census. ... means not applicable or sample too small. – means zero or rounds to zero]

| Characteristics   | Total         |   |  |  |   |   | Single family |   |  |  |   |   |
|---|---------------|---|--|--|---|---|---------------|---|--|--|---|---|
|   | Total         | Less than 2,000 CDD and More than 7,000 HDD | Less than 2,000 CDD and 5,500 to 7,000 HDD | Less than 2,000 CDD and 4,000 to 5,499 HDD | Less than 2,000 CDD and Less than 4,000 HDD | More than 2,000 CDD and Less than 4,000 HDD | Total         | Less than 2,000 CDD and More than 7,000 HDD | Less than 2,000 CDD and 5,500 to 7,000 HDD | Less than 2,000 CDD and 4,000 to 5,499 HDD | Less than 2,000 CDD and Less than 4,000 HDD | More than 2,000 CDD and Less than 4,000 HDD |
| <b>1 Total</b> .....  | <b>68 796</b> | <b>8 093</b>                                | <b>18 643</b>                              | <b>15 720</b>                              | <b>12 959</b>                               | <b>13 381</b>                               | <b>59 969</b> | <b>7 113</b>                                | <b>16 644</b>                              | <b>13 724</b>                              | <b>11 233</b>                               | <b>11 255</b>                               |
| <b>Monthly Housing Costs</b>  |               |   |  |  |   |   |               |   |  |  |   |   |
| 2 Less than \$100 .....   | 1 202         | 59  | 186  | 377  | 267   | 314   | 726           | 40  | 82   | 208  | 172   | 223   |
| 3 \$100 to \$199 .....  | 7 712         | 830   | 1 425                                      | 1 817                                      | 1 777                                       | 1 862                                       | 6 167         | 675   | 1 230                                      | 1 415                                      | 1 420                                       | 1 427                                       |
| 4 \$200 to \$249 .....  | 5 221         | 672   | 1 332                                      | 1 159                                      | 945   | 1 112                                       | 4 605         | 583   | 1 214                                      | 1 047                                      | 868   | 893   |
| 5 \$250 to \$299 .....  | 4 675         | 671   | 1 259                                      | 1 023                                      | 744   | 978   | 4 034         | 578   | 1 137                                      | 905  | 665   | 749   |
| 6 \$300 to \$349 .....  | 3 588         | 389   | 1 183                                      | 798  | 563   | 654   | 3 044         | 325   | 1 036                                      | 669  | 463   | 551   |
| 7 \$350 to \$399 .....  | 3 170         | 403   | 947  | 725  | 494   | 601   | 2 603         | 330   | 822  | 589  | 373   | 488   |
| 8 \$400 to \$449 .....  | 2 676         | 324   | 794  | 597  | 450   | 510   | 2 181         | 259   | 672  | 506  | 336   | 407   |
| 9 \$450 to \$499 .....  | 2 420         | 270   | 723  | 566  | 432   | 430   | 2 003         | 220   | 628  | 493  | 311   | 352   |
| 10 \$500 to \$599 .....   | 4 593         | 577   | 1 399                                      | 1 028                                      | 717   | 872   | 3 768         | 492   | 1 195                                      | 862  | 565   | 654   |
| 11 \$600 to \$699 .....   | 4 215         | 586   | 1 184                                      | 915  | 712   | 819   | 3 610         | 520   | 1 011                                      | 770  | 618   | 691   |
| 12 \$700 to \$799 .....   | 4 071         | 530   | 1 089                                      | 865  | 716   | 872   | 3 549         | 458   | 983  | 770  | 632   | 706   |
| 13 \$800 to \$999 .....   | 7 205         | 951   | 2 042                                      | 1 558                                      | 1 190                                       | 1 463                                       | 6 619         | 858   | 1 876                                      | 1 444                                      | 1 085                                       | 1 355                                       |
| 14 \$1,000 to \$1,249 .....   | 6 166         | 806   | 1 761                                      | 1 430                                      | 1 072                                       | 1 098                                       | 5 803         | 775   | 1 652                                      | 1 331                                      | 1 003                                       | 1 041                                       |
| 15 \$1,250 to \$1,499 .....   | 4 240         | 435   | 1 276                                      | 1 048                                      | 821   | 660   | 4 045         | 430   | 1 203                                      | 1 005                                      | 773   | 634   |
| 16 \$1,500 or more .....  | 7 642         | 590   | 2 044                                      | 1 814                                      | 2 059                                       | 1 135                                       | 7 214         | 569   | 1 904                                      | 1 709                                      | 1 949                                       | 1 083                                       |
| 17 No cash rent .....   | ...           | ...   | ...  | ...  | ...   | ...   | ...           | ...   | ...  | ...  | ...   | ...   |
| <b>18 Median (excludes no cash rent)</b> .....  | <b>581</b>    | <b>574</b>                                  | <b>606</b>                                 | <b>578</b>                                 | <b>613</b>                                  | <b>526</b>                                  | <b>624</b>    | <b>610</b>                                  | <b>630</b>                                 | <b>622</b>                                 | <b>672</b>                                  | <b>582</b>                                  |
| <b>Median Monthly Housing Costs for Owners</b>  |               |   |  |  |   |   |               |   |  |  |   |   |
| <b>19 Monthly costs including all mortgages plus maintenance costs</b> .....                  | <b>615</b>    | <b>599</b>                                  | <b>644</b>                                 | <b>609</b>                                 | <b>651</b>                                  | <b>557</b>                                  | <b>659</b>    | <b>637</b>                                  | <b>667</b>                                 | <b>658</b>                                 | <b>711</b>                                  | <b>618</b>                                  |
| <b>20 Monthly costs excluding second and subsequent mortgages and maintenance costs</b> ..... | <b>578</b>    | <b>572</b>                                  | <b>602</b>                                 | <b>573</b>                                 | <b>607</b>                                  | <b>523</b>                                  | <b>619</b>    | <b>608</b>                                  | <b>626</b>                                 | <b>617</b>                                 | <b>664</b>                                  | <b>577</b>                                  |
| <b>Monthly Cost Paid for Electricity</b>  |               |   |  |  |   |   |               |   |  |  |   |   |
| 21 Total used .....   | 68 741        | 8 089                                       | 18 620                                     | 15 701                                     | 12 955                                      | 13 376                                      | 59 922        | 7 109                                       | 16 622                                     | 13 710                                     | 11 229                                      | 11 251                                      |
| 22 Less than \$25 .....   | 3 338         | 675   | 1 117                                      | 675  | 611   | 260   | 2 570         | 500   | 865  | 517  | 482   | 207   |
| 23 \$25 to \$49 .....   | 17 277        | 2 923                                       | 5 967                                      | 3 753                                      | 2 792                                       | 1 842                                       | 14 737        | 2 600                                       | 5 214                                      | 3 152                                      | 2 356                                       | 1 415                                       |
| 24 \$50 to \$74 .....   | 18 844        | 2 169                                       | 5 633                                      | 4 638                                      | 3 158                                       | 3 247                                       | 16 476        | 1 961                                       | 5 075                                      | 4 032                                      | 2 769                                       | 2 639                                       |
| 25 \$75 to \$99 .....   | 11 546        | 1 005                                       | 2 646                                      | 2 513                                      | 2 534                                       | 2 849                                       | 10 296        | 899   | 2 470                                      | 2 262                                      | 2 246                                       | 2 420                                       |
| 26 \$100 to \$149 .....   | 10 702        | 732   | 2 072                                      | 2 430                                      | 2 264                                       | 3 203                                       | 9 616         | 652   | 1 943                                      | 2 256                                      | 1 955                                       | 2 809                                       |
| 27 \$150 to \$199 .....   | 3 285         | 193   | 447  | 714  | 695   | 1 237                                       | 2 983         | 188   | 413  | 684  | 605   | 1 092                                       |
| 28 \$200 or more .....  | 1 685         | 135   | 303  | 341  | 356   | 551   | 1 566         | 117   | 282  | 328  | 338   | 501   |
| <b>29 Median</b> .....  | <b>67</b>     | <b>54</b>                                   | <b>59</b>                                  | <b>67</b>                                  | <b>72</b>                                   | <b>86</b>                                   | <b>68</b>     | <b>55</b>                                   | <b>60</b>                                  | <b>68</b>                                  | <b>73</b>                                   | <b>88</b>                                   |
| 30 Included in rent, other fee, or obtained free .....  | 2 063         | 258   | 435  | 638  | 546   | 187   | 1 678         | 193   | 360  | 479  | 479   | 167   |
| <b>Main heating fuel</b>  |               |   |  |  |   |   |               |   |  |  |   |   |
| 31 Less than \$25 .....   | 17 770        | 640   | 2 015                                      | 4 079                                      | 3 819                                       | 7 218                                       | 14 144        | 522   | 1 654                                      | 3 309                                      | 2 956                                       | 5 704                                       |
| 32 \$25 to \$49 .....   | 331           | 12  | 47   | 103  | 83  | 86  | 204           | 7   | 25   | 58   | 52  | 62  |
| 33 \$50 to \$74 .....   | 2 070         | 104   | 298  | 611  | 466   | 591   | 1 391         | 82  | 235  | 406  | 326   | 342   |
| 34 \$75 to \$99 .....   | 4 197         | 168   | 563  | 1 055                                      | 864   | 1 547                                       | 3 164         | 120   | 454  | 802  | 664   | 1 124                                       |
| 35 \$100 to \$149 .....   | 3 807         | 123   | 385  | 763  | 846   | 1 689                                       | 3 100         | 106   | 314  | 642  | 675   | 1 362                                       |
| 36 \$150 to \$199 .....   | 4 504         | 114   | 453  | 958  | 977   | 2 003                                       | 3 793         | 101   | 393  | 863  | 741   | 1 695                                       |
| 37 \$200 or more .....  | 1 773         | 53  | 165  | 359  | 345   | 850   | 1 541         | 51  | 150  | 341  | 284   | 716   |
| 38 Median .....   | <b>89</b>     | <b>80</b>                                   | <b>80</b>                                  | <b>82</b>                                  | <b>88</b>                                   | <b>95</b>                                   | <b>93</b>     | <b>85</b>                                   | <b>83</b>                                  | <b>89</b>                                  | <b>89</b>                                   | <b>99</b>                                   |
| 39 Included in rent, other fee, or obtained free .....  | 337           | 17  | 43   | 95   | 99  | 83  | 271           | 17  | 27   | 61   | 90  | 76  |
| <b>Average Monthly Cost Paid for Fuel Oil</b>   |               |   |  |  |   |   |               |   |  |  |   |   |
| 41 Fuel oil used .....  | 9 890         | 1 689                                       | 3 638                                      | 2 916                                      | 836   | 811   | 8 703         | 1 522                                       | 3 281                                      | 2 511                                      | 716   | 673   |
| 42 Less than \$25 .....   | 1 010         | 181   | 299  | 260  | 156   | 114   | 872           | 160   | 268  | 224  | 127   | 93  |
| 43 \$25 to \$49 .....   | 2 130         | 509   | 739  | 698  | 129   | 55  | 1 916         | 451   | 661  | 645  | 112   | 48  |
| 44 \$50 to \$74 .....   | 2 052         | 467   | 875  | 595  | 85  | 30  | 1 962         | 442   | 831  | 576  | 82  | 30  |
| 45 \$75 to \$99 .....   | 1 120         | 179   | 593  | 330  | 16  | 3   | 1 063         | 163   | 563  | 319  | 16  | 3   |
| 46 \$100 to \$149 .....   | 928           | 139   | 468  | 293  | 17  | 12  | 872           | 131   | 439  | 273  | 17  | 12  |
| 47 \$150 to \$199 .....   | 254           | 39  | 116  | 78   | 9   | 10  | 229           | 34  | 107  | 68   | 9   | 10  |
| 48 \$200 or more .....  | 132           | 5   | 52   | 62   | 7   | 5   | 121           | 5   | 49   | 54   | 7   | 5   |
| <b>49 Median</b> .....  | <b>58</b>     | <b>54</b>                                   | <b>65</b>                                  | <b>58</b>                                  | <b>35</b>                                   | <b>25</b>                                   | <b>59</b>     | <b>55</b>                                   | <b>66</b>                                  | <b>59</b>                                  | <b>38</b>                                   | <b>29</b>                                   |
| 50 Included in rent, other fee, or obtained free .....  | 2 263         | 169   | 496  | 599  | 417   | 582   | 1 669         | 135   | 364  | 353  | 345   | 472   |
| <b>Monthly Cost Paid for Piped Gas</b>  |               |   |  |  |   |   |               |   |  |  |   |   |
| 51 Piped gas used .....   | 41 861        | 5 007                                       | 13 244                                     | 8 951                                      | 8 595                                       | 6 064                                       | 38 192        | 4 516                                       | 11 918                                     | 8 117                                      | 7 903                                       | 5 738                                       |
| 52 Less than \$25 .....   | 7 876         | 538   | 1 057                                      | 1 349                                      | 2 304                                       | 2 628                                       | 6 902         | 457   | 833  | 1 146                                      | 1 994                                       | 2 472                                       |
| 53 \$25 to \$49 .....   | 15 441        | 2 143                                       | 4 461                                      | 3 094                                      | 3 349                                       | 2 394                                       | 14 247        | 1 934                                       | 4 016                                      | 2 906                                      | 3 111                                       | 2 281                                       |
| 54 \$50 to \$74 .....   | 8 367         | 1 136                                       | 3 526                                      | 1 823                                      | 1 390                                       | 492   | 7 976         | 1 079                                       | 3 300                                      | 1 753                                      | 1 365                                       | 480   |
| 55 \$75 to \$99 .....   | 3 809         | 460   | 1 942                                      | 837  | 442   | 128   | 3 590         | 436   | 1 822                                      | 790  | 424   | 119   |
| 56 \$100 to \$149 .....   | 1 886         | 174   | 1 007                                      | 476  | 155   | 73  | 1 738         | 155   | 917  | 448  | 152   | 65  |
| 57 \$150 to \$199 .....   | 628           | 35  | 287  | 150  | 96  | 60  | 564           | 32  | 249  | 127  | 96  | 60  |
| 58 \$200 or more .....  | 461           | 31  | 188  | 125  | 66  | 52  | 405           | 24  | 167  | 98   | 66  | 50  |
| <b>59 Median</b> .....  | <b>43</b>     | <b>45</b>                                   | <b>55</b>                                  | <b>46</b>                                  | <b>37</b>                                   | <b>28</b>                                   | <b>44</b>     | <b>46</b>                                   | <b>56</b>                                  | <b>46</b>                                  | <b>38</b>                                   | <b>28</b>                                   |
| 60 Included in rent, other fee, or obtained free .....  | 3 394         | 491   | 776  | 1 097                                      | 794   | 236   | 2 770         | 399   | 614  | 850  | 695   | 211   |
| <b>Main heating fuel</b>  |               |   |  |  |   |   |               |   |  |  |   |   |
| 61 Less than \$25 .....   | 37 031        | 4 686                                       | 12 180                                     | 7 687                                      | 7 547                                       | 4 931                                       | 34 082        | 4 241                                       | 11 085                                     | 7 095                                      | 6 982                                       | 4 679                                       |
| 62 \$25 to \$49 .....   | 5 785         | 386   | 680  | 868  | 1 876                                       | 1 976                                       | 5 091         | 318   | 557  | 733  | 1 623                                       | 1 860                                       |
| 63 \$50 to \$74 .....   | 14 184        | 2 065                                       | 4 118                                      | 2 783                                      | 3 073                                       | 2 145                                       | 13 122        | 1 869                                       | 3 714                                      | 2 625                                      | 2 871                                       | 2 042                                       |
| 64 \$75 to \$99 .....   | 8 014         | 1 101                                       | 3 435                                      | 1 721                                      | 1 308                                       | 451   | 7 651         | 1 044                                       | 3 223                                      | 1 659                                      | 1 283                                       | 442   |
| 65 \$100 to \$149 .....   | 3 640         | 451   | 1 904                                      | 800  | 395   | 90  | 3 447         | 431   | 1 789                                      | 761  | 379   | 87  |
| 66 \$150 to \$199 .....   | 1 757         | 161   | 972  | 427  | 134   | 63  | 1 617         | 143   | 888  | 401  | 131   | 55  |
| 67 \$200 or more .....  | 555           | 32  | 264  | 137  | 88  | 34  | 500           | 30  | 235  | 114  | 88  | 34  |
| 68 Median .....   | <b>45</b>     | <b>46</b>                                   | <b>57</b>                                  | <b>48</b>                                  | <b>38</b>                                   | <b>30</b>                                   | <b>46</b>     | <b>47</b>                                   | <b>58</b>                                  | <b>48</b>                                  | <b>39</b>                                   | <b>30</b>                                   |
| 69 Included in rent, other fee, or obtained free .....  | 2 731         | 464   | 644  | 841  | 633   | 148   | 2 338         | 383   | 537  | 715  | 566   | 138   |

# Units

| Mobile homes |   |  |  |   |   | Other        |   |  |  |   |   |           |
|--------------|---|--|--|---|---|--------------|---|--|--|---|---|-----------|
| Total        | Less than 2,000 CDD and More than 7,000 HDD | Less than 2,000 CDD and 5,500 to 7,000 HDD | Less than 2,000 CDD and 4,000 to 5,499 HDD | Less than 2,000 CDD and Less than 4,000 HDD | More than 2,000 CDD and Less than 4,000 HDD | Total        | Less than 2,000 CDD and More than 7,000 HDD | Less than 2,000 CDD and 5,500 to 7,000 HDD | Less than 2,000 CDD and 4,000 to 5,499 HDD | Less than 2,000 CDD and Less than 4,000 HDD | More than 2,000 CDD and Less than 4,000 HDD |           |
| <b>5 649</b> | <b>697</b>                                  | <b>917</b>                                 | <b>1 169</b>                               | <b>1 318</b>                                | <b>1 548</b>                                | <b>3 177</b> | <b>283</b>                                  | <b>1 083</b>                               | <b>826</b>                                 | <b>408</b>                                  | <b>577</b>                                  | <b>1</b>  |
| 356          | 19  | 70   | 109  | 86  | 73  | 120          | —   | 34   | 59   | 8   | 19  | 2         |
| 1 308        | 135   | 150  | 310  | 333   | 380   | 237          | 20  | 45   | 93   | 24  | 56  | 3         |
| 448          | 67  | 66   | 72   | 74  | 170   | 168          | 22  | 52   | 40   | 4   | 50  | 4         |
| 448          | 60  | 60   | 84   | 70  | 175   | 193          | 34  | 63   | 34   | 9   | 53  | 5         |
| 362          | 40  | 76   | 82   | 86  | 78  | 182          | 25  | 71   | 46   | 14  | 25  | 6         |
| 400          | 50  | 80   | 89   | 101   | 80  | 167          | 23  | 45   | 47   | 19  | 33  | 7         |
| 364          | 40  | 68   | 74   | 101   | 80  | 131          | 25  | 54   | 17   | 13  | 23  | 8         |
| 292          | 37  | 38   | 56   | 106   | 57  | 125          | 13  | 57   | 18   | 15  | 21  | 9         |
| 572          | 73  | 113  | 94   | 129   | 163   | 254          | 12  | 91   | 72   | 23  | 55  | 10        |
| 374          | 45  | 83   | 90   | 73  | 84  | 231          | 21  | 90   | 55   | 22  | 43  | 11        |
| 314          | 54  | 38   | 30   | 68  | 123   | 208          | 18  | 67   | 64   | 16  | 43  | 12        |
| 258          | 54  | 49   | 40   | 63  | 53  | 327          | 40  | 118  | 73   | 41  | 55  | 13        |
| 84           | 15  | 14   | 21   | 17  | 17  | 279          | 16  | 95   | 78   | 51  | 39  | 14        |
| 36           | —   | 9  | 14   | 9   | 4   | 159          | 5   | 65   | 28   | 39  | 22  | 15        |
| 31           | 10  | 3  | 5  | 1   | 12  | 397          | 11  | 136  | 100  | 109   | 40  | 16        |
| ...          | ...   | ...  | ...  | ...   | ...   | ...          | ...   | ...  | ...  | ...   | ...   | ...       |
| <b>336</b>   | <b>378</b>                                  | <b>373</b>                                 | <b>306</b>                                 | <b>355</b>                                  | <b>293</b>                                  | <b>605</b>   | <b>437</b>                                  | <b>633</b>                                 | <b>581</b>                                 | <b>975</b>                                  | <b>517</b>                                  | <b>18</b> |
| <b>354</b>   | <b>401</b>                                  | <b>390</b>                                 | <b>321</b>                                 | <b>370</b>                                  | <b>317</b>                                  | <b>640</b>   | <b>473</b>                                  | <b>663</b>                                 | <b>617</b>                                 | <b>1 031</b>                                | <b>535</b>                                  | <b>19</b> |
| <b>336</b>   | <b>376</b>                                  | <b>373</b>                                 | <b>304</b>                                 | <b>355</b>                                  | <b>293</b>                                  | <b>605</b>   | <b>443</b>                                  | <b>632</b>                                 | <b>581</b>                                 | <b>980</b>                                  | <b>517</b>                                  | <b>20</b> |
| 5 645        | 697   | 917  | 1 166                                      | 1 318                                       | 1 548                                       | 3 175        | 283   | 1 080                                      | 826  | 408   | 577   | 21        |
| 448          | 110   | 114  | 97   | 82  | 45  | 320          | 66  | 138  | 61   | 47  | 8   | 22        |
| 1 415        | 201   | 346  | 333  | 276   | 259   | 1 126        | 122   | 408  | 267  | 160   | 168   | 23        |
| 1 542        | 154   | 286  | 380  | 288   | 434   | 826          | 54  | 271  | 225  | 101   | 174   | 24        |
| 882          | 95  | 99   | 150  | 243   | 296   | 368          | 11  | 77   | 102  | 45  | 133   | 25        |
| 905          | 70  | 53   | 143  | 287   | 353   | 181          | 10  | 76   | 31   | 22  | 41  | 26        |
| 240          | 2   | 13   | 23   | 78  | 124   | 62           | 3   | 20   | 7  | 12  | 20  | 27        |
| 60           | 15  | 2  | —  | 13  | 29  | 59           | 3   | 19   | 12   | 5   | 20  | 28        |
| <b>64</b>    | <b>52</b>                                   | <b>50</b>                                  | <b>59</b>                                  | <b>74</b>                                   | <b>78</b>                                   | <b>51</b>    | <b>39</b>                                   | <b>48</b>                                  | <b>53</b>                                  | <b>48</b>                                   | <b>65</b>                                   | <b>29</b> |
| 153          | 51  | 4  | 39   | 51  | 8   | 232          | 14  | 70   | 120  | 16  | 12  | 30        |
| 2 499        | 70  | 198  | 503  | 682   | 1 047                                       | 1 128        | 48  | 163  | 268  | 181   | 468   | 31        |
| 74           | —   | 13   | 28   | 12  | 21  | 53           | 5   | 9  | 17   | 19  | 3   | 32        |
| 357          | 5   | 25   | 128  | 77  | 121   | 322          | 17  | 38   | 77   | 63  | 127   | 33        |
| 703          | 32  | 69   | 169  | 150   | 283   | 331          | 17  | 40   | 83   | 50  | 140   | 34        |
| 487          | 14  | 52   | 70   | 143   | 209   | 219          | 3   | 19   | 51   | 28  | 118   | 35        |
| 618          | 9   | 30   | 77   | 226   | 276   | 93           | 5   | 30   | 17   | 9   | 32  | 36        |
| 191          | 2   | 7  | 16   | 53  | 114   | 40           | 1   | 8  | 3  | 8   | 20  | 37        |
| 44           | 9   | —  | —  | 12  | 23  | 28           | —   | 5  | 2  | 2   | 20  | 38        |
| <b>80</b>    | <b>74</b>                                   | <b>72</b>                                  | <b>63</b>                                  | <b>92</b>                                   | <b>87</b>                                   | <b>63</b>    | <b>...</b>                                  | <b>67</b>                                  | <b>59</b>                                  | <b>54</b>                                   | <b>68</b>                                   | <b>39</b> |
| 24           | —   | 2  | 15   | 7   | —   | 42           | —   | 13   | 19   | 2   | 7   | 40        |
| 558          | 133   | 95   | 125  | 102   | 103   | 629          | 34  | 262  | 279  | 19  | 35  | 41        |
| 101          | 16  | 21   | 23   | 22  | 19  | 38           | 5   | 11   | 13   | 6   | 2   | 42        |
| 166          | 56  | 41   | 48   | 17  | 5   | 49           | 2   | 38   | 6  | —   | 2   | 43        |
| 53           | 23  | 15   | 12   | 2   | —   | 38           | 2   | 29   | 6  | 1   | —   | 44        |
| 12           | 8   | 2  | 2  | —   | —   | 45           | 8   | 28   | 9  | —   | —   | 45        |
| 5            | 4   | 1  | —  | —   | —   | 52           | 5   | 27   | 20   | —   | —   | 46        |
| —            | —   | —  | —  | —   | —   | 25           | 5   | 9  | 11   | —   | —   | 47        |
| —            | —   | —  | —  | —   | —   | 10           | —   | 2  | 8  | —   | —   | 48        |
| <b>35</b>    | <b>42</b>                                   | <b>37</b>                                  | <b>35</b>                                  | <b>25-</b>                                  | <b>25-</b>                                  | <b>77</b>    | <b>...</b>                                  | <b>70</b>                                  | <b>105</b>                                 | <b>...</b>                                  | <b>...</b>                                  | <b>49</b> |
| 222          | 27  | 15   | 40   | 61  | 79  | 372          | 7   | 118  | 206  | 11  | 31  | 50        |
| 1 573        | 261   | 445  | 256  | 370   | 241   | 2 096        | 231   | 881  | 579  | 322   | 84  | 51        |
| 461          | 33  | 80   | 96   | 138   | 114   | 513          | 49  | 144  | 108  | 171   | 42  | 52        |
| 671          | 128   | 226  | 89   | 139   | 89  | 523          | 81  | 219  | 100  | 99  | 24  | 53        |
| 173          | 36  | 96   | 22   | 12  | 6   | 218          | 21  | 130  | 48   | 14  | 5   | 54        |
| 71           | 10  | 15   | 17   | 18  | 10  | 149          | 14  | 104  | 30   | —   | —   | 55        |
| 16           | 8   | 3  | —  | 2   | 3   | 132          | 11  | 87   | 28   | 1   | 5   | 56        |
| 3            | —   | 3  | —  | —   | —   | 60           | 2   | 35   | 23   | —   | —   | 57        |
| 13           | 4   | 4  | 2  | —   | 2   | 44           | 3   | 17   | 24   | —   | —   | 58        |
| <b>34</b>    | <b>40</b>                                   | <b>40</b>                                  | <b>30</b>                                  | <b>28</b>                                   | <b>25-</b>                                  | <b>40</b>    | <b>38</b>                                   | <b>51</b>                                  | <b>43</b>                                  | <b>25-</b>                                  | <b>25-</b>                                  | <b>59</b> |
| 166          | 41  | 18   | 30   | 60  | 17  | 458          | 50  | 144  | 217  | 38  | 8   | 60        |
| 1 409        | 238   | 402  | 240  | 345   | 184   | 1 540        | 207   | 693  | 352  | 221   | 67  | 61        |
| 377          | 28  | 55   | 80   | 133   | 81  | 317          | 39  | 69   | 55   | 119   | 35  | 62        |
| 646          | 119   | 225  | 89   | 133   | 80  | 417          | 78  | 179  | 69   | 69  | 22  | 63        |
| 168          | 36  | 91   | 22   | 12  | 6   | 196          | 20  | 121  | 39   | 13  | 2   | 64        |
| 55           | 6   | 14   | 17   | 16  | 3   | 137          | 14  | 102  | 22   | —   | —   | 65        |
| 16           | 8   | 3  | —  | 2   | 3   | 124          | 11  | 82   | 25   | 1   | 5   | 66        |
| 1            | —   | 1  | —  | —   | —   | 54           | 2   | 29   | 23   | —   | —   | 67        |
| 7            | —   | 2  | 2  | —   | 2   | 42           | 3   | 17   | 22   | —   | —   | 68        |
| <b>35</b>    | <b>40</b>                                   | <b>41</b>                                  | <b>32</b>                                  | <b>28</b>                                   | <b>27</b>                                   | <b>45</b>    | <b>39</b>                                   | <b>61</b>                                  | <b>53</b>                                  | <b>25-</b>                                  | <b>25-</b>                                  | <b>69</b> |
| 139          | 41  | 12   | 30   | 48  | 8   | 254          | 40  | 95   | 97   | 19  | 3   | 70        |

**Table 3-23. Type of Structure and Heating Degree Days by Cost of Utilities—Owner Occupied**

[Numbers in thousands. Consistent with the 1990 Census. ... means not applicable or sample too small. – means zero or rounds to zero]

| Characteristics                        | Total      |   |  |  |   |   | Single family |   |  |  |   |   |
|--|------------|---|--|--|---|---|---------------|---|--|--|---|---|
|  | Total      | Less than 2,000 CDD and More than 7,000 HDD | Less than 2,000 CDD and 5,500 to 7,000 HDD | Less than 2,000 CDD and 4,000 to 5,499 HDD | Less than 2,000 CDD and Less than 4,000 HDD | More than 2,000 CDD and Less than 4,000 HDD | Total         | Less than 2,000 CDD and More than 7,000 HDD | Less than 2,000 CDD and 5,500 to 7,000 HDD | Less than 2,000 CDD and 4,000 to 5,499 HDD | Less than 2,000 CDD and Less than 4,000 HDD | More than 2,000 CDD and Less than 4,000 HDD |
| <b>Condominium and Cooperative Fee</b> |            |   |  |  |   |   |               |   |  |  |   |   |
| 1 Fee paid by owners .....             | 3 376      | 263   | 911  | 813  | 642   | 748   | 1 410         | 112   | 406  | 270  | 338   | 284   |
| 2 Less than \$25 per month .....       | 62         | 6   | 16   | 5  | 23  | 12  | 42            | 3   | 14   | 5  | 17  | 4   |
| 3 \$25 to \$49 .....                   | 69         | 2   | 16   | 25   | 9   | 17  | 53            | 2   | 15   | 22   | 5   | 9   |
| 4 \$50 to \$74 .....                   | 107        | 19  | 28   | 21   | 16  | 22  | 73            | 10  | 14   | 19   | 15  | 15  |
| 5 \$75 to \$99 .....                   | 311        | 59  | 83   | 68   | 53  | 49  | 157           | 19  | 45   | 37   | 34  | 21  |
| 6 \$100 to \$149 .....                 | 729        | 67  | 243  | 133  | 124   | 161   | 340           | 34  | 120  | 58   | 76  | 51  |
| 7 \$150 to \$199 .....                 | 584        | 54  | 128  | 127  | 141   | 134   | 252           | 22  | 69   | 43   | 59  | 59  |
| 8 \$200 or more per month .....        | 765        | 24  | 220  | 162  | 179   | 181   | 251           | 9   | 76   | 33   | 70  | 63  |
| 9 Not reported .....                   | 749        | 31  | 177  | 271  | 98  | 171   | 242           | 13  | 52   | 51   | 63  | 63  |
| 10 <b>Median</b> .....                 | <b>153</b> | <b>122</b>                                  | <b>146</b>                                 | <b>157</b>                                 | <b>167</b>                                  | <b>160</b>                                  | <b>138</b>    | <b>123</b>                                  | <b>137</b>                                 | <b>122</b>                                 | <b>144</b>                                  | <b>160</b>                                  |

Units—Con.

| Mobile homes |   |  |  |   |   | Other      |   |  |  |   |   |           |
|--------------|---|--|--|---|---|------------|---|--|--|---|---|-----------|
| Total        | Less than 2,000 CDD and More than 7,000 HDD | Less than 2,000 CDD and 5,500 to 7,000 HDD | Less than 2,000 CDD and 4,000 to 5,499 HDD | Less than 2,000 CDD and Less than 4,000 HDD | More than 2,000 CDD and Less than 4,000 HDD | Total      | Less than 2,000 CDD and More than 7,000 HDD | Less than 2,000 CDD and 5,500 to 7,000 HDD | Less than 2,000 CDD and 4,000 to 5,499 HDD | Less than 2,000 CDD and Less than 4,000 HDD | More than 2,000 CDD and Less than 4,000 HDD |           |
| —            | —   | —  | —  | —   | —   | 1 966      | 151   | 505  | 543  | 303   | 464   | 1         |
| —            | —   | —  | —  | —   | —   | 20         | 3   | 2  | —  | 6   | 9   | 2         |
| —            | —   | —  | —  | —   | —   | 16         | —   | 1  | 2  | 4   | 9   | 3         |
| —            | —   | —  | —  | —   | —   | 34         | 9   | 14   | 2  | 1   | 7   | 4         |
| —            | —   | —  | —  | —   | —   | 154        | 40  | 37   | 31   | 18  | 28  | 5         |
| —            | —   | —  | —  | —   | —   | 389        | 33  | 123  | 74   | 48  | 110   | 6         |
| —            | —   | —  | —  | —   | —   | 333        | 31  | 59   | 84   | 82  | 76  | 7         |
| —            | —   | —  | —  | —   | —   | 514        | 15  | 143  | 128  | 109   | 118   | 8         |
| —            | —   | —  | —  | —   | —   | 507        | 19  | 125  | 220  | 36  | 108   | 9         |
| ...          | ...   | ...  | ...  | ...   | ...   | <b>168</b> | <b>121</b>                                  | <b>160</b>                                 | <b>180</b>                                 | <b>185</b>                                  | <b>160</b>                                  | <b>10</b> |

**Table 3-24. Journey to Work—Owner Occupied Units**

[Numbers in thousands. Consistent with the 1990 Census. ... means not applicable or sample too small. – means zero or rounds to zero]

|           | Characteristics  | Total occupied units | Housing unit characteristics |              |                   |              | Household characteristics |              |                             |                    |                     |
|-----------|--|----------------------|------------------------------|--------------|-------------------|--------------|---------------------------|--------------|-----------------------------|--------------------|---------------------|
|           |  |                      | New construction 4 years     | Mobile homes | Physical problems |              | Black                     | Hispanic     | Elderly (65 years and over) | Moved in past year | Below poverty level |
|           |  |                      |                              |              | Severe            | Moderate     |                           |              |                             |                    |                     |
| <b>1</b>  | <b>All workers .....</b>   | <b>82 571</b>        | <b>6 588</b>                 | <b>5 665</b> | <b>814</b>        | <b>2 195</b> | <b>6 896</b>              | <b>5 901</b> | <b>5 257</b>                | <b>7 516</b>       | <b>2 525</b>        |
|           | <b>Principal Means of Transportation to Work Last Week</b>                 |                      |                              |              |                   |              |                           |              |                             |                    |                     |
| 2         | Drives self .....  | 68 329               | 5 589                        | 4 612        | 627               | 1 711        | 5 420                     | 4 587        | 4 153                       | 6 294              | 1 813               |
| 3         | Carpool .....  | 6 708                | 530                          | 690          | 89                | 251          | 639                       | 864          | 378                         | 654                | 298                 |
| 4         | 2-person .....   | 5 456                | 455                          | 554          | 77                | 187          | 475                       | 656          | 323                         | 561                | 257                 |
| 5         | 3-person .....   | 757                  | 52                           | 75           | 7                 | 46           | 92                        | 103          | 33                          | 61                 | 25                  |
| 6         | 4-or-more-person .....   | 495                  | 23                           | 61           | 5                 | 18           | 72                        | 106          | 22                          | 32                 | 16                  |
| 7         | Mass transportation .....  | 2 230                | 121                          | 48           | 32                | 46           | 531                       | 206          | 189                         | 254                | 104                 |
| 8         | Taxicab .....  | 55                   | —                            | 2            | —                 | —            | 20                        | 1            | 11                          | 5                  | 4                   |
| 9         | Bicycle or motorcycle .....  | 406                  | 22                           | 23           | 10                | 9            | 16                        | 22           | 21                          | 13                 | 15                  |
| 10        | Walks only .....   | 1 601                | 61                           | 99           | 24                | 61           | 127                       | 67           | 200                         | 90                 | 106                 |
| 11        | Other means .....  | 573                  | 49                           | 53           | 5                 | 32           | 54                        | 35           | 27                          | 39                 | 27                  |
| 12        | Works at home .....  | 2 669                | 216                          | 137          | 27                | 85           | 88                        | 118          | 278                         | 167                | 159                 |
|           | <b>Travel Time From Home to Work</b>                                       |                      |                              |              |                   |              |                           |              |                             |                    |                     |
| 13        | Less than 15 minutes .....   | 26 039               | 1 591                        | 1 577        | 244               | 670          | 1 764                     | 1 707        | 1 862                       | 2 172              | 823                 |
| 14        | 15 to 29 minutes .....   | 26 591               | 2 191                        | 1 921        | 244               | 700          | 2 508                     | 2 010        | 1 465                       | 2 497              | 743                 |
| 15        | 30 to 44 minutes .....   | 11 666               | 1 162                        | 805          | 132               | 294          | 1 151                     | 890          | 702                         | 1 169              | 331                 |
| 16        | 45 to 59 minutes .....   | 4 648                | 512                          | 332          | 37                | 122          | 500                       | 307          | 203                         | 507                | 116                 |
| 17        | 1 hour to 1 hour and 29 minutes .....                                      | 2 815                | 278                          | 199          | 32                | 75           | 316                       | 294          | 159                         | 284                | 49                  |
| 18        | 1 hour 30 minutes or more .....  | 955                  | 62                           | 98           | 16                | 18           | 107                       | 81           | 76                          | 107                | 50                  |
| 19        | Works at home .....  | 2 669                | 216                          | 137          | 27                | 85           | 88                        | 118          | 278                         | 167                | 159                 |
| 20        | No fixed place of work .....   | 7 189                | 577                          | 597          | 82                | 230          | 461                       | 494          | 512                         | 612                | 255                 |
| 21        | <b>Median .....</b>  | <b>21</b>            | <b>24</b>                    | <b>22</b>    | <b>22</b>         | <b>21</b>    | <b>23</b>                 | <b>22</b>    | <b>19</b>                   | <b>22</b>          | <b>20</b>           |
|           | <b>Distance From Home to Work</b>  |                      |                              |              |                   |              |                           |              |                             |                    |                     |
| 22        | Less than 1 mile .....   | 2 774                | 99                           | 164          | 25                | 101          | 177                       | 112          | 299                         | 159                | 172                 |
| 23        | 1 to 4 miles .....   | 15 588               | 851                          | 738          | 169               | 440          | 1 348                     | 1 182        | 1 262                       | 1 249              | 485                 |
| 24        | 5 to 9 miles .....   | 16 267               | 1 185                        | 1 059        | 140               | 395          | 1 374                     | 1 233        | 1 041                       | 1 330              | 479                 |
| 25        | 10 to 19 miles .....   | 21 000               | 1 931                        | 1 560        | 197               | 469          | 2 019                     | 1 513        | 1 075                       | 2 209              | 560                 |
| 26        | 20 to 29 miles .....   | 9 348                | 848                          | 657          | 106               | 270          | 817                       | 681          | 446                         | 959                | 236                 |
| 27        | 30 to 49 miles .....   | 6 027                | 712                          | 562          | 54                | 156          | 504                       | 433          | 263                         | 655                | 137                 |
| 28        | 50 miles or more .....   | 1 709                | 170                          | 191          | 14                | 48           | 108                       | 134          | 81                          | 175                | 43                  |
| 29        | Works at home .....  | 2 669                | 216                          | 137          | 27                | 85           | 88                        | 118          | 278                         | 167                | 159                 |
| 30        | No fixed place of work .....   | 7 189                | 577                          | 597          | 82                | 230          | 461                       | 494          | 512                         | 612                | 255                 |
| 31        | <b>Median .....</b>  | <b>11</b>            | <b>14</b>                    | <b>13</b>    | <b>11</b>         | <b>10</b>    | <b>11</b>                 | <b>11</b>    | <b>8</b>                    | <b>13</b>          | <b>9</b>            |
|           | <b>Departure Time to Work<sup>1</sup></b>                                  |                      |                              |              |                   |              |                           |              |                             |                    |                     |
| 32        | 12:00 a.m. to 2:59 a.m. ....   | 469                  | 36                           | 38           | 7                 | 16           | 59                        | 30           | 49                          | 44                 | 17                  |
| 33        | 3:00 a.m. to 5:59 a.m. ....  | 7 905                | 741                          | 836          | 73                | 226          | 731                       | 705          | 374                         | 782                | 189                 |
| 34        | 6:00 a.m. to 6:59 a.m. ....  | 14 955               | 1 381                        | 1 345        | 138               | 449          | 1 232                     | 1 172        | 747                         | 1 337              | 432                 |
| 35        | 7:00 a.m. to 7:29 a.m. ....  | 11 976               | 983                          | 623          | 87                | 273          | 940                       | 880          | 637                         | 1 166              | 284                 |
| 36        | 7:30 a.m. to 7:59 a.m. ....  | 11 039               | 911                          | 572          | 86                | 195          | 794                       | 722          | 597                         | 1 036              | 296                 |
| 37        | 8:00 a.m. to 8:29 a.m. ....  | 8 920                | 668                          | 412          | 98                | 262          | 714                       | 555          | 593                         | 843                | 290                 |
| 38        | 8:30 a.m. to 8:59 a.m. ....  | 4 039                | 294                          | 212          | 47                | 93           | 199                       | 265          | 324                         | 352                | 127                 |
| 39        | 9:00 a.m. to 9:59 a.m. ....  | 3 687                | 229                          | 175          | 30                | 106          | 312                       | 257          | 442                         | 341                | 122                 |
| 40        | 10:00 a.m. to 3:59 p.m. ....   | 6 798                | 428                          | 510          | 109               | 219          | 752                       | 521          | 544                         | 552                | 297                 |
| 41        | 4:00 p.m. to 11:59 p.m. ....   | 4 560                | 339                          | 425          | 60                | 140          | 507                       | 334          | 273                         | 408                | 154                 |
| 42        | Not reported .....   | 5 554                | 363                          | 380          | 52                | 131          | 568                       | 342          | 398                         | 488                | 159                 |
| <b>43</b> | <b>Householders who worked last week .</b>                                 | <b>42 328</b>        | <b>3 555</b>                 | <b>3 233</b> | <b>447</b>        | <b>1 176</b> | <b>3 560</b>              | <b>2 811</b> | <b>1 955</b>                | <b>4 195</b>       | <b>1 344</b>        |
|           | <b>Principal Means of Transportation to Work Last Week for Householder</b> |                      |                              |              |                   |              |                           |              |                             |                    |                     |
| 44        | Drives self .....  | 35 834               | 3 048                        | 2 691        | 350               | 943          | 2 954                     | 2 292        | 1 516                       | 3 605              | 994                 |
| 45        | Carpool .....  | 2 852                | 236                          | 345          | 43                | 118          | 238                       | 357          | 129                         | 312                | 134                 |
| 46        | 2-person .....   | 2 264                | 199                          | 272          | 36                | 83           | 160                       | 267          | 108                         | 259                | 115                 |
| 47        | 3-person .....   | 364                  | 32                           | 44           | 5                 | 23           | 48                        | 43           | 15                          | 40                 | 11                  |
| 48        | 4-or-more-person .....   | 224                  | 5                            | 30           | 2                 | 12           | 31                        | 47           | 5                           | 13                 | 8                   |
| 49        | Mass transportation .....  | 1 032                | 58                           | 17           | 18                | 23           | 219                       | 63           | 45                          | 124                | 40                  |
| 50        | Taxicab .....  | 27                   | —                            | —            | —                 | —            | 8                         | —            | 6                           | —                  | 2                   |
| 51        | Bicycle or motorcycle .....  | 220                  | 10                           | 14           | 5                 | 7            | 12                        | 13           | 4                           | 8                  | 7                   |
| 52        | Walks only .....   | 726                  | 42                           | 67           | 9                 | 23           | 51                        | 23           | 79                          | 47                 | 62                  |
| 53        | Other means .....  | 294                  | 32                           | 31           | —                 | 24           | 24                        | 12           | 9                           | 24                 | 10                  |
| 54        | Works at home .....  | 1 342                | 131                          | 68           | 22                | 38           | 53                        | 51           | 167                         | 75                 | 94                  |
|           | <b>Travel Time From Home to Work for Householder</b>                       |                      |                              |              |                   |              |                           |              |                             |                    |                     |
| 55        | Less than 15 minutes .....   | 12 233               | 820                          | 898          | 121               | 328          | 865                       | 743          | 711                         | 1 164              | 437                 |
| 56        | 15 to 29 minutes .....   | 13 707               | 1 167                        | 1 055        | 126               | 382          | 1 336                     | 970          | 489                         | 1 401              | 407                 |
| 57        | 30 to 44 minutes .....   | 6 206                | 638                          | 466          | 77                | 158          | 588                       | 448          | 216                         | 664                | 155                 |
| 58        | 45 to 59 minutes .....   | 2 651                | 260                          | 203          | 27                | 82           | 268                       | 155          | 66                          | 270                | 71                  |
| 59        | 1 hour to 1 hour and 29 minutes .....                                      | 1 520                | 168                          | 117          | 18                | 44           | 162                       | 148          | 47                          | 173                | 33                  |
| 60        | 1 hour 30 minutes or more .....  | 538                  | 26                           | 59           | 11                | 9            | 50                        | 32           | 14                          | 51                 | 20                  |
| 61        | Works at home .....  | 1 342                | 131                          | 68           | 22                | 38           | 53                        | 51           | 167                         | 75                 | 94                  |
| 62        | No fixed place of work .....   | 4 132                | 345                          | 368          | 46                | 135          | 236                       | 263          | 246                         | 397                | 127                 |
| 63        | <b>Median .....</b>  | <b>22</b>            | <b>24</b>                    | <b>22</b>    | <b>23</b>         | <b>22</b>    | <b>24</b>                 | <b>23</b>    | <b>17</b>                   | <b>22</b>          | <b>20</b>           |
|           | <b>Distance From Home to Work for Householder</b>                          |                      |                              |              |                   |              |                           |              |                             |                    |                     |
| 64        | Less than 1 mile .....   | 1 350                | 55                           | 96           | 11                | 43           | 96                        | 40           | 131                         | 88                 | 96                  |
| 65        | 1 to 4 miles .....   | 7 230                | 428                          | 393          | 78                | 220          | 664                       | 522          | 495                         | 640                | 255                 |
| 66        | 5 to 9 miles .....   | 8 012                | 636                          | 615          | 70                | 202          | 696                       | 576          | 350                         | 745                | 257                 |
| 67        | 10 to 19 miles .....   | 10 763               | 1 021                        | 840          | 121               | 259          | 1 042                     | 719          | 311                         | 1 234              | 307                 |
| 68        | 20 to 29 miles .....   | 5 062                | 474                          | 391          | 64                | 157          | 455                       | 343          | 162                         | 554                | 114                 |
| 69        | 30 to 49 miles .....   | 3 436                | 378                          | 344          | 29                | 94           | 261                       | 219          | 72                          | 366                | 77                  |
| 70        | 50 miles or more .....   | 1 000                | 87                           | 118          | 7                 | 28           | 56                        | 77           | 20                          | 95                 | 17                  |
| 71        | Works at home .....  | 1 342                | 131                          | 68           | 22                | 38           | 53                        | 51           | 167                         | 75                 | 94                  |
| 72        | No fixed place of work .....   | 4 132                | 345                          | 368          | 46                | 135          | 236                       | 263          | 246                         | 397                | 127                 |
| 73        | <b>Median .....</b>  | <b>12</b>            | <b>14</b>                    | <b>14</b>    | <b>13</b>         | <b>11</b>    | <b>12</b>                 | <b>12</b>    | <b>7</b>                    | <b>13</b>          | <b>9</b>            |

| Total occupied units | In MSAs        |               | Outside MSAs  | Urban         |              | Rural         |               |               | Regions       |               |               |               |           |
|----------------------|----------------|---------------|---------------|---------------|--------------|---------------|---------------|---------------|---------------|---------------|---------------|---------------|-----------|
|                      | Central cities | Suburbs       |               | Total         | Outside MSAs | Total         | Suburbs       | Outside MSAs  | Northeast     | Midwest       | South         | West          |           |
| <b>82 571</b>        | <b>18 364</b>  | <b>45 116</b> | <b>19 091</b> | <b>53 526</b> | <b>5 291</b> | <b>29 045</b> | <b>15 117</b> | <b>13 800</b> | <b>15 738</b> | <b>22 301</b> | <b>28 083</b> | <b>16 449</b> | <b>1</b>  |
| 68 329               | 14 564         | 38 055        | 15 710        | 43 929        | 4 428        | 24 400        | 12 995        | 11 282        | 12 416        | 18 679        | 24 167        | 13 067        | 2         |
| 6 708                | 1 496          | 3 371         | 1 841         | 4 246         | 469          | 2 462         | 1 085         | 1 372         | 1 224         | 1 665         | 2 188         | 1 631         | 3         |
| 5 456                | 1 187          | 2 749         | 1 520         | 3 430         | 393          | 2 026         | 894           | 1 127         | 975           | 1 412         | 1 769         | 1 300         | 4         |
| 757                  | 185            | 401           | 171           | 518           | 45           | 239           | 118           | 126           | 132           | 173           | 248           | 204           | 5         |
| 495                  | 123            | 221           | 151           | 298           | 31           | 196           | 77            | 120           | 117           | 80            | 171           | 127           | 6         |
| 2 230                | 1 083          | 1 091         | 56            | 2 067         | 11           | 163           | 11            | 45            | 1 101         | 406           | 317           | 406           | 7         |
| 55                   | 34             | 14            | 7             | 53            | 5            | 2             | -             | 2             | 29            | 3             | 17            | 6             | 8         |
| 406                  | 124            | 169           | 113           | 287           | 46           | 119           | 51            | 67            | 75            | 116           | 60            | 155           | 9         |
| 1 601                | 449            | 635           | 517           | 1 013         | 149          | 589           | 221           | 368           | 365           | 555           | 389           | 293           | 10        |
| 573                  | 127            | 296           | 150           | 342           | 32           | 231           | 113           | 118           | 78            | 136           | 245           | 114           | 11        |
| 2 669                | 486            | 1 486         | 697           | 1 589         | 151          | 1 080         | 534           | 546           | 451           | 740           | 700           | 778           | 12        |
| 26 039               | 6 233          | 12 134        | 7 671         | 17 951        | 3 162        | 8 088         | 3 544         | 4 509         | 4 748         | 8 070         | 8 358         | 4 862         | 13        |
| 26 591               | 6 372          | 15 020        | 5 200         | 17 322        | 1 029        | 9 269         | 5 051         | 4 170         | 4 740         | 7 208         | 9 414         | 5 229         | 14        |
| 11 666               | 2 293          | 7 333         | 2 039         | 7 195         | 328          | 4 471         | 2 736         | 1 711         | 2 243         | 2 836         | 4 347         | 2 241         | 15        |
| 4 648                | 828            | 2 920         | 901           | 2 796         | 142          | 1 852         | 1 086         | 759           | 1 015         | 998           | 1 692         | 943           | 16        |
| 2 815                | 519            | 1 719         | 577           | 1 719         | 80           | 1 096         | 597           | 497           | 809           | 522           | 857           | 626           | 17        |
| 955                  | 169            | 534           | 252           | 577           | 56           | 378           | 180           | 196           | 280           | 162           | 267           | 246           | 18        |
| 2 669                | 486            | 1 486         | 697           | 1 589         | 151          | 1 080         | 534           | 546           | 451           | 740           | 700           | 778           | 19        |
| 7 189                | 1 463          | 3 970         | 1 755         | 4 378         | 342          | 2 811         | 1 388         | 1 413         | 1 452         | 1 764         | 2 447         | 1 525         | 20        |
| <b>21</b>            | <b>20</b>      | <b>23</b>     | <b>17</b>     | <b>20</b>     | <b>15-</b>   | <b>22</b>     | <b>24</b>     | <b>20</b>     | <b>22</b>     | <b>19</b>     | <b>22</b>     | <b>21</b>     | <b>21</b> |
| 2 774                | 568            | 1 044         | 1 163         | 1 750         | 491          | 1 024         | 351           | 671           | 537           | 1 013         | 714           | 511           | 22        |
| 15 588               | 4 401          | 6 993         | 4 194         | 12 018        | 2 220        | 3 570         | 1 584         | 1 974         | 3 029         | 4 881         | 4 600         | 3 079         | 23        |
| 16 267               | 4 447          | 8 522         | 3 298         | 11 279        | 833          | 4 989         | 2 489         | 2 465         | 3 044         | 4 236         | 5 760         | 3 227         | 24        |
| 21 000               | 4 491          | 12 598        | 3 912         | 13 271        | 620          | 7 730         | 4 396         | 3 292         | 3 879         | 5 465         | 7 693         | 3 964         | 25        |
| 9 348                | 1 502          | 5 962         | 1 884         | 5 363         | 270          | 3 985         | 2 355         | 1 614         | 1 807         | 2 360         | 3 375         | 1 807         | 26        |
| 6 027                | 839            | 3 637         | 1 551         | 3 096         | 238          | 2 931         | 1 608         | 1 313         | 1 183         | 1 435         | 2 251         | 1 157         | 27        |
| 1 709                | 166            | 905           | 638           | 783           | 125          | 926           | 411           | 512           | 356           | 407           | 543           | 402           | 28        |
| 2 669                | 486            | 1 486         | 697           | 1 589         | 151          | 1 080         | 534           | 546           | 451           | 740           | 700           | 778           | 29        |
| 7 189                | 1 463          | 3 970         | 1 755         | 4 378         | 342          | 2 811         | 1 388         | 1 413         | 1 452         | 1 764         | 2 447         | 1 525         | 30        |
| <b>11</b>            | <b>9</b>       | <b>13</b>     | <b>9</b>      | <b>9</b>      | <b>4</b>     | <b>14</b>     | <b>15</b>     | <b>12</b>     | <b>11</b>     | <b>10</b>     | <b>12</b>     | <b>11</b>     | <b>31</b> |
| 469                  | 132            | 240           | 97            | 299           | 18           | 171           | 91            | 79            | 82            | 125           | 177           | 85            | 32        |
| 7 905                | 1 532          | 4 203         | 2 170         | 4 551         | 527          | 3 355         | 1 692         | 1 644         | 1 160         | 2 467         | 2 463         | 1 815         | 33        |
| 14 955               | 2 919          | 8 200         | 3 836         | 9 136         | 956          | 5 820         | 2 916         | 2 879         | 2 773         | 4 185         | 5 120         | 2 876         | 34        |
| 11 976               | 2 674          | 6 827         | 2 475         | 7 804         | 679          | 4 172         | 2 358         | 1 796         | 2 093         | 3 038         | 4 422         | 2 423         | 35        |
| 11 039               | 2 576          | 5 813         | 2 650         | 7 281         | 840          | 3 758         | 1 922         | 1 810         | 1 976         | 2 943         | 4 035         | 2 085         | 36        |
| 8 920                | 2 250          | 4 857         | 1 813         | 6 284         | 571          | 2 636         | 1 381         | 1 242         | 1 959         | 2 098         | 3 107         | 1 756         | 37        |
| 4 039                | 923            | 2 336         | 781           | 2 885         | 235          | 1 154         | 609           | 545           | 1 001         | 967           | 1 283         | 787           | 38        |
| 3 687                | 945            | 2 067         | 674           | 2 674         | 228          | 1 012         | 557           | 446           | 791           | 833           | 1 159         | 905           | 39        |
| 6 798                | 1 664          | 3 510         | 1 624         | 4 511         | 471          | 2 287         | 1 132         | 1 153         | 1 325         | 2 020         | 2 135         | 1 318         | 40        |
| 4 560                | 1 017          | 2 374         | 1 168         | 2 883         | 347          | 1 677         | 848           | 822           | 862           | 1 460         | 1 450         | 788           | 41        |
| 5 554                | 1 245          | 3 203         | 1 106         | 3 630         | 267          | 1 923         | 1 077         | 839           | 1 265         | 1 424         | 2 032         | 833           | 42        |
| <b>42 328</b>        | <b>9 523</b>   | <b>22 963</b> | <b>9 841</b>  | <b>27 329</b> | <b>2 718</b> | <b>14 999</b> | <b>7 803</b>  | <b>7 123</b>  | <b>7 759</b>  | <b>11 322</b> | <b>14 871</b> | <b>8 376</b>  | <b>43</b> |
| 35 834               | 7 850          | 19 748        | 8 237         | 23 073        | 2 351        | 12 761        | 6 804         | 5 886         | 6 281         | 9 691         | 13 057        | 6 805         | 44        |
| 2 852                | 604            | 1 431         | 817           | 1 737         | 180          | 1 115         | 475           | 637           | 494           | 701           | 943           | 713           | 45        |
| 2 264                | 462            | 1 135         | 667           | 1 366         | 153          | 898           | 382           | 514           | 382           | 574           | 758           | 551           | 46        |
| 364                  | 85             | 201           | 78            | 239           | 12           | 125           | 59            | 66            | 57            | 83            | 124           | 99            | 47        |
| 224                  | 56             | 95            | 73            | 132           | 16           | 92            | 35            | 57            | 55            | 45            | 61            | 64            | 48        |
| 1 032                | 466            | 548           | 17            | 962           | 5            | 70            | 58            | 12            | 514           | 192           | 136           | 189           | 49        |
| 27                   | 23             | -             | 4             | 25            | 2            | 2             | -             | 2             | 17            | 1             | 9             | -             | 50        |
| 220                  | 76             | 82            | 63            | 154           | 24           | 66            | 27            | 39            | 32            | 62            | 40            | 86            | 51        |
| 726                  | 176            | 283           | 267           | 398           | 58           | 328           | 119           | 209           | 150           | 244           | 195           | 137           | 52        |
| 294                  | 71             | 139           | 84            | 179           | 25           | 115           | 55            | 60            | 34            | 68            | 121           | 70            | 53        |
| 1 342                | 258            | 733           | 351           | 800           | 74           | 541           | 264           | 277           | 237           | 361           | 368           | 375           | 54        |
| 12 233               | 3 029          | 5 376         | 3 828         | 8 343         | 1 601        | 3 890         | 1 639         | 2 228         | 2 083         | 3 767         | 4 113         | 2 270         | 55        |
| 13 707               | 3 488          | 7 698         | 2 520         | 9 159         | 541          | 4 548         | 2 550         | 1 979         | 2 308         | 3 716         | 4 955         | 2 728         | 56        |
| 6 206                | 1 224          | 3 932         | 1 050         | 3 830         | 141          | 2 376         | 1 453         | 909           | 1 152         | 1 530         | 2 367         | 1 157         | 57        |
| 2 651                | 419            | 1 696         | 537           | 1 578         | 74           | 1 073         | 605           | 463           | 593           | 597           | 942           | 519           | 58        |
| 1 520                | 236            | 969           | 315           | 915           | 57           | 605           | 345           | 257           | 431           | 286           | 481           | 321           | 59        |
| 538                  | 69             | 299           | 170           | 298           | 42           | 239           | 109           | 128           | 144           | 108           | 141           | 145           | 60        |
| 1 342                | 258            | 733           | 351           | 800           | 74           | 541           | 264           | 277           | 237           | 361           | 368           | 375           | 61        |
| 4 132                | 801            | 2 260         | 1 071         | 2 405         | 190          | 1 727         | 838           | 882           | 812           | 957           | 1 503         | 859           | 62        |
| <b>22</b>            | <b>20</b>      | <b>24</b>     | <b>17</b>     | <b>21</b>     | <b>15-</b>   | <b>23</b>     | <b>25</b>     | <b>21</b>     | <b>23</b>     | <b>20</b>     | <b>22</b>     | <b>22</b>     | <b>63</b> |
| 1 350                | 249            | 498           | 602           | 776           | 236          | 574           | 205           | 366           | 263           | 468           | 367           | 252           | 64        |
| 7 230                | 2 198          | 2 983         | 2 050         | 5 626         | 1 114        | 1 604         | 666           | 936           | 1 334         | 2 249         | 2 223         | 1 424         | 65        |
| 8 012                | 2 253          | 4 114         | 1 646         | 5 634         | 473          | 2 379         | 1 188         | 1 173         | 1 351         | 2 113         | 2 936         | 1 612         | 66        |
| 10 763               | 2 420          | 6 460         | 1 883         | 6 927         | 310          | 3 836         | 2 240         | 1 573         | 1 874         | 2 805         | 4 048         | 2 036         | 67        |
| 5 062                | 852            | 3 262         | 949           | 2 983         | 111          | 2 079         | 1 230         | 838           | 985           | 1 290         | 1 833         | 954           | 68        |
| 3 436                | 423            | 2 125         | 888           | 1 740         | 119          | 1 697         | 920           | 769           | 697           | 818           | 1 290         | 632           | 69        |
| 1 000                | 70             | 528           | 402           | 437           | 93           | 563           | 252           | 309           | 208           | 261           | 301           | 231           | 70        |
| 1 342                | 258            | 733           | 351           | 800           | 74           | 541           | 264           | 277           | 237           | 361           | 368           | 375           | 71        |
| 4 132                | 801            | 2 260         | 1 071         | 2 405         | 190          | 1 727         | 838           | 882           | 812           | 957           | 1 503         | 859           | 72        |
| <b>12</b>            | <b>9</b>       | <b>14</b>     | <b>10</b>     | <b>10</b>     | <b>5</b>     | <b>15</b>     | <b>16</b>     | <b>13</b>     | <b>12</b>     | <b>11</b>     | <b>12</b>     | <b>11</b>     | <b>73</b> |

**Table 3-24. Journey to Work—Owner Occupied Units—Con.**

[Numbers in thousands. Consistent with the 1990 Census. ... means not applicable or sample too small. – means zero or rounds to zero]

| Characteristics   | Total occupied units | Housing unit characteristics |              |                   |          | Household characteristics |          |                             |                    |                     |
|---|----------------------|------------------------------|--------------|-------------------|----------|---------------------------|----------|-----------------------------|--------------------|---------------------|
|   |                      | New construction 4 years     | Mobile homes | Physical problems |          | Black                     | Hispanic | Elderly (65 years and over) | Moved in past year | Below poverty level |
|   |                      |                              |              | Severe            | Moderate |                           |          |                             |                    |                     |
| <b>Departure Time to Work for Householder<sup>1</sup></b> |                      |                              |              |                   |          |                           |          |                             |                    |                     |
| 1 12:00 a.m. to 2:59 a.m. ....                            | 259                  | 23                           | 23           | 2                 | 8        | 27                        | 12       | 15                          | 25                 | 6                   |
| 2 3:00 a.m. to 5:59 a.m. ....                             | 4 908                | 428                          | 544          | 46                | 155      | 476                       | 422      | 104                         | 481                | 105                 |
| 3 6:00 a.m. to 6:59 a.m. ....                             | 8 907                | 824                          | 841          | 88                | 285      | 671                       | 633      | 239                         | 841                | 246                 |
| 4 7:00 a.m. to 7:29 a.m. ....                             | 6 496                | 516                          | 326          | 42                | 131      | 500                       | 459      | 202                         | 678                | 153                 |
| 5 7:30 a.m. to 7:59 a.m. ....                             | 5 469                | 476                          | 277          | 56                | 90       | 403                       | 322      | 195                         | 564                | 159                 |
| 6 8:00 a.m. to 8:29 a.m. ....                             | 4 412                | 371                          | 243          | 51                | 133      | 358                       | 245      | 275                         | 437                | 165                 |
| 7 8:30 a.m. to 8:59 a.m. ....                             | 1 880                | 125                          | 95           | 19                | 42       | 110                       | 102      | 130                         | 159                | 72                  |
| 8 9:00 a.m. to 9:59 a.m. ....                             | 1 673                | 93                           | 89           | 13                | 53       | 145                       | 116      | 224                         | 179                | 65                  |
| 9 10:00 a.m. to 3:59 p.m. ....                            | 2 693                | 209                          | 272          | 50                | 104      | 327                       | 225      | 217                         | 286                | 143                 |
| 10 4:00 p.m. to 11:59 p.m. ....                           | 1 661                | 147                          | 218          | 30                | 61       | 232                       | 96       | 78                          | 190                | 65                  |
| 11 Not reported .....                                     | 2 629                | 212                          | 237          | 27                | 76       | 258                       | 128      | 110                         | 280                | 72                  |

<sup>1</sup>Does not add to total because those that worked at home were not included.

| Total occupied units | In MSAs        |         | Outside MSAs | Urban |              | Rural |         |              | Regions   |         |       |       |    |
|----------------------|----------------|---------|--------------|-------|--------------|-------|---------|--------------|-----------|---------|-------|-------|----|
|                      | Central cities | Suburbs |              | Total | Outside MSAs | Total | Suburbs | Outside MSAs | Northeast | Midwest | South | West  |    |
| 259                  | 72             | 133     | 54           | 161   | 12           | 98    | 55      | 42           | 40        | 72      | 98    | 49    | 1  |
| 4 908                | 910            | 2 698   | 1 300        | 2 794 | 302          | 2 114 | 1 104   | 998          | 713       | 1 554   | 1 581 | 1 060 | 2  |
| 8 907                | 1 686          | 4 893   | 2 328        | 5 387 | 592          | 3 520 | 1 769   | 1 736        | 1 581     | 2 573   | 3 115 | 1 637 | 3  |
| 6 496                | 1 471          | 3 638   | 1 387        | 4 305 | 413          | 2 191 | 1 210   | 974          | 1 129     | 1 658   | 2 388 | 1 321 | 4  |
| 5 469                | 1 325          | 2 898   | 1 246        | 3 706 | 419          | 1 762 | 918     | 827          | 999       | 1 421   | 2 007 | 1 042 | 5  |
| 4 412                | 1 128          | 2 397   | 887          | 3 138 | 281          | 1 274 | 664     | 606          | 949       | 987     | 1 581 | 895   | 6  |
| 1 880                | 508            | 1 023   | 349          | 1 384 | 104          | 496   | 251     | 245          | 404       | 418     | 642   | 415   | 7  |
| 1 673                | 510            | 908     | 255          | 1 262 | 93           | 411   | 246     | 162          | 331       | 343     | 564   | 434   | 8  |
| 2 693                | 700            | 1 319   | 674          | 1 741 | 166          | 952   | 442     | 508          | 519       | 798     | 878   | 498   | 9  |
| 1 661                | 379            | 859     | 423          | 1 017 | 132          | 643   | 348     | 290          | 298       | 513     | 573   | 277   | 10 |
| 2 629                | 577            | 1 464   | 588          | 1 633 | 131          | 996   | 532     | 457          | 559       | 624     | 1 074 | 373   | 11 |



**Table 3-25. Units in Structure by Selected Characteristics—Owner Occupied Units**

[Numbers in thousands. Consistent with the 1990 Census. ... means not applicable or sample too small. — means zero or rounds to zero]

| Characteristics                          | Total         | 1, detached   | 1, attached  | Multiunit    |              |             |             |             |             | Mobile homes |
|--|---------------|---------------|--------------|--------------|--------------|-------------|-------------|-------------|-------------|--------------|
|  |               |               |              | Total        | 2 to 4       | 5 to 9      | 10 to 19    | 20 to 49    | 50 or more  |              |
| <b>Total</b> .....                       | <b>68 796</b> | <b>56 471</b> | <b>3 499</b> | <b>3 177</b> | <b>1 466</b> | <b>469</b>  | <b>357</b>  | <b>341</b>  | <b>544</b>  | <b>5 649</b> |
| <b>Race and Origin</b>                   |               |               |              |              |              |             |             |             |             |              |
| White .....                              | 60 041        | 49 699        | 2 718        | 2 601        | 1 141        | 404         | 314         | 284         | 458         | 5 024        |
| Non-Hispanic .....                       | 56 716        | 46 894        | 2 580        | 2 433        | 1 057        | 386         | 300         | 264         | 426         | 4 808        |
| Hispanic .....                           | 3 326         | 2 804         | 138          | 168          | 84           | 18          | 13          | 20          | 32          | 216          |
| Black .....                              | 6 013         | 4 650         | 551          | 319          | 202          | 28          | 24          | 20          | 44          | 493          |
| American Indian, Eskimo, and Aleut ..... | 306           | 221           | 16           | 16           | 6            | —           | 7           | —           | 3           | 53           |
| Asian and Pacific Islander .....         | 1 566         | 1 216         | 154          | 166          | 65           | 32          | 12          | 27          | 30          | 30           |
| Other .....                              | 869           | 684           | 61           | 75           | 52           | 5           | —           | 9           | 9           | 49           |
| Total Hispanic .....                     | 4 087         | 3 393         | 194          | 231          | 122          | 23          | 18          | 24          | 44          | 269          |
| <b>Cooperatives and Condominiums</b>     |               |               |              |              |              |             |             |             |             |              |
| Cooperatives .....                       | 366           | 39            | 38           | 275          | 20           | 13          | 25          | 45          | 172         | 13           |
| Condominiums .....                       | 3 029         | 192           | 1 141        | 1 691        | 354          | 393         | 301         | 284         | 359         | 4            |
| <b>Year Structure Built<sup>1</sup></b>  |               |               |              |              |              |             |             |             |             |              |
| 2000 to 2004 .....                       | —             | —             | —            | —            | —            | —           | —           | —           | —           | —            |
| 1995 to 1999 .....                       | 6 040         | 4 212         | 337          | 139          | 46           | 48          | 10          | 20          | 14          | 1 352        |
| 1990 to 1994 .....                       | 5 234         | 3 855         | 341          | 158          | 39           | 49          | 42          | 12          | 16          | 880          |
| 1985 to 1989 .....                       | 5 283         | 3 860         | 482          | 310          | 112          | 71          | 47          | 41          | 39          | 631          |
| 1980 to 1984 .....                       | 4 297         | 2 961         | 362          | 317          | 109          | 54          | 57          | 54          | 43          | 657          |
| 1975 to 1979 .....                       | 7 053         | 5 595         | 377          | 290          | 88           | 56          | 54          | 41          | 51          | 791          |
| 1970 to 1974 .....                       | 6 218         | 4 710         | 291          | 406          | 107          | 82          | 43          | 59          | 115         | 810          |
| 1960 to 1969 .....                       | 9 483         | 8 460         | 240          | 365          | 74           | 33          | 54          | 70          | 134         | 417          |
| 1950 to 1959 .....                       | 8 919         | 8 495         | 167          | 183          | 79           | 19          | 18          | 19          | 49          | 74           |
| 1940 to 1949 .....                       | 4 721         | 4 370         | 175          | 166          | 112          | 13          | 6           | 7           | 29          | 10           |
| 1930 to 1939 .....                       | 3 387         | 3 002         | 187          | 172          | 142          | 13          | 2           | —           | 15          | 27           |
| 1920 to 1929 .....                       | 2 896         | 2 493         | 205          | 199          | 161          | 4           | 6           | 7           | 21          | —            |
| 1919 or earlier .....                    | 5 264         | 4 457         | 334          | 474          | 397          | 29          | 17          | 12          | 18          | —            |
| <b>Median</b> .....                      | <b>1970</b>   | <b>1966</b>   | <b>1977</b>  | <b>1970</b>  | <b>1943</b>  | <b>1979</b> | <b>1978</b> | <b>1975</b> | <b>1970</b> | <b>1985</b>  |
| <b>Rooms</b>                             |               |               |              |              |              |             |             |             |             |              |
| 1 room .....                             | 6             | 1             | 1            | 3            | —            | 3           | —           | —           | —           | 2            |
| 2 rooms .....                            | 70            | 38            | 4            | 22           | 4            | —           | 4           | —           | 14          | 6            |
| 3 rooms .....                            | 996           | 338           | 71           | 404          | 105          | 41          | 23          | 72          | 163         | 183          |
| 4 rooms .....                            | 7 322         | 3 742         | 632          | 1 140        | 388          | 202         | 198         | 161         | 191         | 1 808        |
| 5 rooms .....                            | 16 395        | 12 336        | 881          | 901          | 458          | 131         | 95          | 83          | 134         | 2 277        |
| 6 rooms .....                            | 18 174        | 15 663        | 1 138        | 502          | 350          | 72          | 32          | 20          | 28          | 871          |
| 7 rooms .....                            | 12 314        | 11 315        | 482          | 141          | 105          | 18          | 4           | 5           | 9           | 376          |
| 8 rooms .....                            | 7 583         | 7 295         | 164          | 26           | 22           | 3           | —           | 2           | —           | 98           |
| 9 rooms .....                            | 3 427         | 3 332         | 58           | 16           | 16           | —           | —           | —           | —           | 21           |
| 10 rooms or more .....                   | 2 508         | 2 410         | 67           | 22           | 19           | —           | —           | —           | 3           | 9            |
| <b>Bedrooms</b>                          |               |               |              |              |              |             |             |             |             |              |
| None .....                               | 45            | 20            | 5            | 17           | —            | 3           | 2           | —           | —           | 2            |
| 1 .....                                  | 1 731         | 716           | 124          | 639          | 205          | 73          | 50          | 100         | 211         | 253          |
| 2 .....                                  | 14 422        | 9 005         | 1 378        | 1 729        | 712          | 281         | 275         | 202         | 259         | 2 309        |
| 3 .....                                  | 36 370        | 31 224        | 1 624        | 705          | 476          | 108         | 30          | 37          | 55          | 2 803        |
| 4 or more .....                          | 16 228        | 15 492        | 367          | 86           | 74           | 4           | —           | 3           | 6           | 283          |
| <b>Complete Bathrooms</b>                |               |               |              |              |              |             |             |             |             |              |
| None .....                               | 263           | 213           | 17           | 10           | 8            | —           | —           | 2           | —           | 23           |
| 1 .....                                  | 18 650        | 14 676        | 761          | 1 429        | 806          | 127         | 131         | 131         | 233         | 1 784        |
| 1 and one-half .....                     | 12 743        | 10 703        | 934          | 503          | 237          | 83          | 63          | 42          | 77          | 602          |
| 2 or more .....                          | 37 140        | 30 879        | 1 786        | 1 234        | 414          | 258         | 163         | 166         | 234         | 3 240        |
| <b>Square Footage of Unit</b>            |               |               |              |              |              |             |             |             |             |              |
| Single detached and mobile homes .....   | 62 120        | 56 471        | ...          | ...          | ...          | ...         | ...         | ...         | ...         | 5 649        |
| Less than 500 .....                      | 580           | 344           | ...          | ...          | ...          | ...         | ...         | ...         | ...         | 237          |
| 500 to 749 .....                         | 1 371         | 755           | ...          | ...          | ...          | ...         | ...         | ...         | ...         | 616          |
| 750 to 999 .....                         | 3 950         | 2 569         | ...          | ...          | ...          | ...         | ...         | ...         | ...         | 1 381        |
| 1,000 to 1,499 .....                     | 14 581        | 12 672        | ...          | ...          | ...          | ...         | ...         | ...         | ...         | 1 909        |
| 1,500 to 1,999 .....                     | 14 542        | 13 773        | ...          | ...          | ...          | ...         | ...         | ...         | ...         | 769          |
| 2,000 to 2,499 .....                     | 10 144        | 9 955         | ...          | ...          | ...          | ...         | ...         | ...         | ...         | 511          |
| 2,500 to 2,999 .....                     | 5 253         | 5 203         | ...          | ...          | ...          | ...         | ...         | ...         | ...         | 189          |
| 3,000 to 3,999 .....                     | 4 659         | 4 635         | ...          | ...          | ...          | ...         | ...         | ...         | ...         | 24           |
| 4,000 or more .....                      | 3 032         | 2 998         | ...          | ...          | ...          | ...         | ...         | ...         | ...         | 34           |
| Not reported .....                       | 4 007         | 3 568         | ...          | ...          | ...          | ...         | ...         | ...         | ...         | 439          |
| <b>Median</b> .....                      | <b>1 795</b>  | <b>1 867</b>  | ...          | ...          | ...          | ...         | ...         | ...         | ...         | <b>1 097</b> |
| <b>Persons per Room</b>                  |               |               |              |              |              |             |             |             |             |              |
| 0.50 or less .....                       | 49 874        | 40 941        | 2 733        | 2 521        | 1 090        | 397         | 301         | 283         | 450         | 3 679        |
| 0.51 to 1.00 .....                       | 18 017        | 14 834        | 728          | 607          | 341          | 72          | 55          | 56          | 83          | 1 847        |
| 1.01 to 1.50 .....                       | 781           | 598           | 36           | 45           | 31           | —           | 1           | 2           | 11          | 103          |
| 1.51 or more .....                       | 124           | 97            | 2            | 5            | 5            | —           | —           | —           | —           | 20           |
| <b>Square Feet per Person</b>            |               |               |              |              |              |             |             |             |             |              |
| Single detached and mobile homes .....   | 62 120        | 56 471        | ...          | ...          | ...          | ...         | ...         | ...         | ...         | 5 649        |
| Less than 200 .....                      | 1 166         | 831           | ...          | ...          | ...          | ...         | ...         | ...         | ...         | 335          |
| 200 to 299 .....                         | 3 080         | 2 413         | ...          | ...          | ...          | ...         | ...         | ...         | ...         | 667          |
| 300 to 399 .....                         | 5 190         | 4 385         | ...          | ...          | ...          | ...         | ...         | ...         | ...         | 805          |
| 400 to 499 .....                         | 6 068         | 5 282         | ...          | ...          | ...          | ...         | ...         | ...         | ...         | 785          |
| 500 to 599 .....                         | 5 639         | 5 199         | ...          | ...          | ...          | ...         | ...         | ...         | ...         | 441          |
| 600 to 699 .....                         | 5 880         | 5 385         | ...          | ...          | ...          | ...         | ...         | ...         | ...         | 495          |
| 700 to 799 .....                         | 4 767         | 4 365         | ...          | ...          | ...          | ...         | ...         | ...         | ...         | 402          |
| 800 to 899 .....                         | 3 820         | 3 519         | ...          | ...          | ...          | ...         | ...         | ...         | ...         | 301          |
| 900 to 999 .....                         | 3 570         | 3 230         | ...          | ...          | ...          | ...         | ...         | ...         | ...         | 340          |
| 1,000 to 1,499 .....                     | 10 406        | 9 924         | ...          | ...          | ...          | ...         | ...         | ...         | ...         | 481          |
| 1,500 or more .....                      | 8 526         | 8 368         | ...          | ...          | ...          | ...         | ...         | ...         | ...         | 158          |
| Not reported .....                       | 4 007         | 3 568         | ...          | ...          | ...          | ...         | ...         | ...         | ...         | 439          |
| <b>Median</b> .....                      | <b>743</b>    | <b>768</b>    | ...          | ...          | ...          | ...         | ...         | ...         | ...         | <b>503</b>   |

**Table 3-25. Units in Structure by Selected Characteristics—Owner Occupied Units—Con.**

[Numbers in thousands. Consistent with the 1990 Census. ... means not applicable or sample too small. — means zero or rounds to zero]

| Characteristics   | Total  | 1, detached | 1, attached | Multiunit |        |        |          |          |            | Mobile homes |
|---|--------|-------------|-------------|-----------|--------|--------|----------|----------|------------|--------------|
|   |        |             |             | Total     | 2 to 4 | 5 to 9 | 10 to 19 | 20 to 49 | 50 or more |              |
| <b>Equipment<sup>2</sup></b>                                    |        |             |             |           |        |        |          |          |            |              |
| Lacking complete kitchen facilities                             | 388    | 218         | 10          | 107       | 51     | 16     | 8        | 8        | 24         | 53           |
| With complete kitchen (sink, refrigerator, and oven or burners) | 68 407 | 56 253      | 3 489       | 3 070     | 1 415  | 453    | 349      | 333      | 520        | 5 596        |
| Kitchen sink  | 68 705 | 56 394      | 3 496       | 3 176     | 1 465  | 469    | 357      | 341      | 544        | 5 639        |
| Refrigerator  | 68 633 | 56 334      | 3 495       | 3 171     | 1 464  | 469    | 354      | 340      | 544        | 5 633        |
| Cooking stove or range  | 68 499 | 56 260      | 3 485       | 3 170     | 1 462  | 469    | 355      | 341      | 544        | 5 584        |
| Burners, no stove or range                                      | 58     | 45          | 4           | 3         | 1      | —      | 2        | —        | —          | 6            |
| Microwave oven only   | 129    | 102         | 6           | 1         | 1      | —      | —        | —        | —          | 19           |
| Dishwasher  | 44 904 | 37 840      | 2 519       | 2 135     | 760    | 385    | 296      | 286      | 407        | 2 410        |
| Washing machine   | 65 140 | 54 636      | 3 241       | 2 180     | 1 187  | 368    | 262      | 178      | 184        | 5 084        |
| Clothes dryer   | 62 738 | 52 831      | 3 049       | 2 077     | 1 101  | 362    | 256      | 174      | 184        | 4 780        |
| Disposal in kitchen sink  | 31 659 | 26 921      | 2 160       | 1 775     | 585    | 363    | 276      | 240      | 310        | 803          |
| Trash compactor   | 3 155  | 2 763       | 158         | 164       | 45     | 42     | 24       | 20       | 32         | 70           |
| <b>Air conditioning:</b>  |        |             |             |           |        |        |          |          |            |              |
| Central   | 41 167 | 34 052      | 2 250       | 1 569     | 486    | 307    | 227      | 219      | 331        | 3 296        |
| Additional central  | 2 776  | 2 461       | 90          | 69        | 24     | 10     | 6        | 15       | 13         | 155          |
| 1 room unit   | 8 382  | 6 672       | 336         | 483       | 314    | 49     | 35       | 33       | 53         | 891          |
| 2 room units  | 4 998  | 3 861       | 287         | 415       | 258    | 32     | 34       | 24       | 67         | 435          |
| 3 room units or more  | 2 462  | 2 003       | 218         | 166       | 79     | 17     | 8        | 12       | 50         | 75           |
| <b>Main Heating Equipment</b>                                   |        |             |             |           |        |        |          |          |            |              |
| Warm-air furnace  | 44 901 | 37 071      | 2 104       | 1 473     | 713    | 268    | 165      | 133      | 193        | 4 253        |
| Steam or hot water system                                       | 7 581  | 6 148       | 573         | 846       | 480    | 57     | 61       | 67       | 180        | 14           |
| Electric heat pump  | 7 809  | 6 049       | 529         | 407       | 80     | 76     | 68       | 87       | 96         | 825          |
| Built-in electric units   | 2 285  | 1 907       | 123         | 197       | 58     | 33     | 39       | 32       | 35         | 57           |
| Floor, wall, or other built-in hot-air units without ducts      | 2 403  | 2 060       | 101         | 126       | 71     | 17     | 19       | 5        | 14         | 115          |
| Room heaters with flue  | 939    | 802         | 33          | 39        | 22     | 3      | 2        | 5        | 6          | 65           |
| Room heaters without flue                                       | 1 066  | 909         | 11          | 20        | 17     | 2      | 1        | —        | —          | 126          |
| Portable electric heaters                                       | 360    | 274         | 9           | 15        | 5      | —      | 2        | 5        | 2          | 62           |
| Stoves  | 914    | 827         | 5           | 2         | 2      | —      | —        | —        | —          | 81           |
| Fireplaces with inserts   | 121    | 116         | —           | —         | —      | —      | —        | —        | —          | 5            |
| Fireplaces without inserts                                      | 51     | 46          | —           | —         | —      | —      | —        | —        | —          | 4            |
| Other   | 114    | 97          | 3           | 1         | 1      | —      | —        | —        | —          | 13           |
| Cooking stove   | 47     | 30          | —           | 9         | 7      | 2      | —        | —        | —          | 9            |
| None  | 206    | 135         | 8           | 43        | 9      | 9      | —        | 8        | 17         | 20           |
| <b>Plumbing</b>   |        |             |             |           |        |        |          |          |            |              |
| With all plumbing facilities                                    | 68 136 | 55 956      | 3 461       | 3 123     | 1 437  | 464    | 350      | 334      | 538        | 5 596        |
| Lacking some or all plumbing facilities <sup>2</sup>            | 660    | 515         | 38          | 54        | 29     | 5      | 7        | 8        | 6          | 53           |
| No hot piped water  | 130    | 98          | 11          | 1         | 1      | —      | —        | —        | —          | 20           |
| No bathtub and no shower  | 118    | 92          | 11          | 3         | 3      | —      | —        | —        | —          | 12           |
| No flush toilet   | 105    | 87          | 5           | 1         | 1      | —      | —        | —        | —          | 12           |
| No exclusive use  | 515    | 403         | 27          | 52        | 27     | 5      | 7        | 8        | 6          | 33           |
| <b>Primary Source of Water</b>                                  |        |             |             |           |        |        |          |          |            |              |
| Public system or private company                                | 57 390 | 46 811      | 3 442       | 3 134     | 1 423  | 469    | 357      | 341      | 544        | 4 003        |
| Well serving 1 to 5 units                                       | 11 040 | 9 372       | 49          | 40        | 40     | —      | —        | —        | —          | 1 580        |
| Drilled   | 9 738  | 8 310       | 38          | 38        | 38     | —      | —        | —        | —          | 1 352        |
| Dug   | 922    | 745         | 7           | 2         | 2      | —      | —        | —        | —          | 167          |
| Not reported  | 381    | 316         | 3           | —         | —      | —      | —        | —        | —          | 61           |
| Other   | 365    | 288         | 8           | 3         | 3      | —      | —        | —        | —          | 66           |
| <b>Units Using Each Fuel<sup>2</sup></b>                        |        |             |             |           |        |        |          |          |            |              |
| Electricity   | 68 741 | 56 423      | 3 499       | 3 175     | 1 464  | 469    | 357      | 341      | 544        | 5 645        |
| Piped gas   | 41 861 | 35 824      | 2 368       | 2 096     | 1 142  | 295    | 169      | 153      | 337        | 1 573        |
| Bottled gas   | 7 613  | 5 867       | 92          | 55        | 39     | 2      | 8        | 2        | 5          | 1 599        |
| Fuel oil  | 9 890  | 8 235       | 468         | 629       | 268    | 41     | 23       | 60       | 237        | 558          |
| Kerosene or other liquid fuel                                   | 1 483  | 1 036       | 45          | 10        | 3      | —      | 2        | 2        | 3          | 391          |
| Coal or coke  | 230    | 213         | 10          | 2         | 2      | —      | —        | —        | —          | 5            |
| Wood  | 9 074  | 8 284       | 167         | 49        | 26     | 9      | 2        | 2        | 9          | 573          |
| Solar energy  | 146    | 139         | 3           | 3         | 3      | —      | —        | —        | —          | 2            |
| Other   | 488    | 380         | 6           | 56        | 14     | 3      | 7        | 10       | 22         | 46           |
| All electric units  | 14 679 | 10 549      | 939         | 938       | 216    | 177    | 174      | 180      | 190        | 2 252        |
| <b>Selected Amenities<sup>2</sup></b>                           |        |             |             |           |        |        |          |          |            |              |
| Porch, deck, balcony, or patio                                  | 61 556 | 51 379      | 2 987       | 2 476     | 1 179  | 387    | 291      | 276      | 342        | 4 714        |
| Telephone available   | 66 658 | 54 875      | 3 349       | 3 046     | 1 400  | 454    | 351      | 316      | 525        | 5 388        |
| Usable fireplace  | 29 243 | 26 587      | 1 287       | 653       | 301    | 148    | 92       | 67       | 44         | 716          |
| Separate dining room  | 36 968 | 32 296      | 2 023       | 1 272     | 746    | 163    | 116      | 88       | 160        | 1 377        |
| With 2 or more living rooms or recreation rooms, etc.           | 28 203 | 26 046      | 1 014       | 456       | 289    | 75     | 24       | 27       | 41         | 687          |
| Garage or carport included with home                            | 49 941 | 44 857      | 1 997       | 1 639     | 827    | 238    | 163      | 167      | 244        | 1 448        |
| Not included  | 18 759 | 11 543      | 1 488       | 1 535     | 636    | 231    | 194      | 174      | 300        | 4 193        |
| Off-street parking included                                     | 16 351 | 10 327      | 1 005       | 1 157     | 467    | 193    | 167      | 145      | 185        | 3 862        |
| Off-street parking not reported                                 | 2      | —           | —           | —         | —      | —      | —        | —        | —          | —            |
| Garage or carport not reported                                  | 95     | 70          | 14          | 3         | 3      | —      | —        | —        | —          | 8            |
| <b>Selected Deficiencies<sup>2</sup></b>                        |        |             |             |           |        |        |          |          |            |              |
| Signs of rats in last 3 months                                  | 415    | 320         | 29          | 24        | 20     | —      | 1        | —        | 2          | 42           |
| Signs of mice in last 3 months                                  | 4 312  | 3 390       | 223         | 108       | 77     | 7      | 3        | 10       | 10         | 592          |
| Signs of rodents, not sure which kind in last 3 months          | 209    | 186         | 1           | 1         | 1      | —      | —        | —        | —          | 21           |
| Holes in floors   | 489    | 322         | 22          | 19        | 9      | 1      | 6        | —        | 3          | 126          |
| Open cracks or holes (interior)                                 | 2 778  | 2 240       | 125         | 128       | 77     | 14     | 19       | 9        | 8          | 286          |
| Broken plaster or peeling paint (interior)                      | 1 268  | 1 088       | 73          | 54        | 35     | 3      | 11       | 5        | 1          | 52           |
| No electrical wiring  | 30     | 27          | —           | —         | —      | —      | —        | —        | —          | 4            |
| Exposed wiring  | 343    | 274         | 20          | 12        | —      | 4      | —        | —        | —          | 37           |
| Rooms without electric outlets                                  | 870    | 698         | 60          | 45        | 15     | 7      | 7        | 4        | 11         | 67           |

**Table 3-25. Units in Structure by Selected Characteristics—Owner Occupied Units—Con.**

[Numbers in thousands. Consistent with the 1990 Census. ... means not applicable or sample too small. — means zero or rounds to zero]

| Characteristics                                    | Total  | 1, detached | 1, attached | Multiunit |        |        |          |          |            | Mobile homes |
|--|--------|-------------|-------------|-----------|--------|--------|----------|----------|------------|--------------|
|  |        |             |             | Total     | 2 to 4 | 5 to 9 | 10 to 19 | 20 to 49 | 50 or more |              |
| <b>Selected Physical Problems</b>                  |        |             |             |           |        |        |          |          |            |              |
| Severe physical problems <sup>2</sup> .....        | 869    | 675         | 55          | 69        | 36     | 8      | 7        | 9        | 10         | 71           |
| Plumbing.....                                      | 660    | 515         | 38          | 54        | 29     | 5      | 7        | 8        | 6          | 53           |
| Heating.....                                       | 167    | 121         | 17          | 12        | 4      | 3      | —        | 1        | 4          | 18           |
| Electric.....                                      | 57     | 50          | —           | 2         | 2      | —      | —        | —        | —          | 4            |
| Upkeep.....  | 19     | 16          | —           | 1         | 1      | —      | —        | —        | —          | 2            |
| Hallways.....                                      | —      | —           | —           | —         | —      | —      | —        | —        | —          | —            |
| Moderate physical problems <sup>2</sup> .....      | 2 056  | 1 575       | 49          | 169       | 96     | 24     | 16       | 9        | 24         | 264          |
| Plumbing.....                                      | 85     | 70          | 1           | 5         | 2      | 2      | —        | —        | —          | 10           |
| Heating.....                                       | 1 036  | 881         | 9           | 20        | 17     | 2      | 1        | —        | —          | 126          |
| Upkeep.....  | 649    | 501         | 30          | 38        | 26     | 3      | 8        | 1        | —          | 81           |
| Hallways.....                                      | 3      | —           | —           | 3         | —      | —      | 3        | —        | —          | —            |
| Kitchen.....                                       | 336    | 172         | 10          | 107       | 51     | 16     | 8        | 8        | 24         | 47           |
| <b>Persons</b>                                     |        |             |             |           |        |        |          |          |            |              |
| 1 person.....                                      | 14 147 | 10 164      | 1 092       | 1 407     | 523    | 228    | 163      | 174      | 318        | 1 484        |
| 2 persons.....                                     | 24 523 | 20 195      | 1 275       | 1 080     | 475    | 170    | 152      | 126      | 157        | 1 973        |
| 3 persons.....                                     | 11 420 | 9 691       | 473         | 334       | 193    | 46     | 35       | 25       | 36         | 922          |
| 4 persons.....                                     | 11 378 | 9 933       | 405         | 215       | 148    | 21     | 6        | 13       | 27         | 825          |
| 5 persons.....                                     | 4 879  | 4 337       | 160         | 86        | 77     | 4      | —        | 3        | 3          | 296          |
| 6 persons.....                                     | 1 559  | 1 359       | 61          | 43        | 39     | —      | 1        | 1        | 1          | 96           |
| 7 persons or more.....                             | 889    | 791         | 33          | 13        | 10     | —      | —        | —        | 3          | 52           |
| <b>Persons 65 Years Old and Over</b>               |        |             |             |           |        |        |          |          |            |              |
| None.....  | 49 811 | 41 046      | 2 497       | 1 993     | 990    | 312    | 220      | 197      | 274        | 4 275        |
| 1 person.....                                      | 11 886 | 9 476       | 615         | 803       | 321    | 97     | 91       | 92       | 201        | 992          |
| 2 persons or more.....                             | 7 099  | 5 949       | 387         | 381       | 155    | 59     | 46       | 52       | 69         | 382          |
| <b>Age of Householder</b>                          |        |             |             |           |        |        |          |          |            |              |
| Under 25 years.....                                | 1 019  | 667         | 80          | 61        | 23     | 5      | 5        | 13       | 15         | 211          |
| 25 to 29.....                                      | 3 133  | 2 200       | 214         | 178       | 89     | 31     | 26       | 15       | 17         | 541          |
| 30 to 34.....                                      | 5 613  | 4 425       | 340         | 246       | 118    | 35     | 35       | 19       | 38         | 602          |
| 35 to 44.....                                      | 15 868 | 13 411      | 736         | 535       | 261    | 74     | 61       | 61       | 78         | 1 186        |
| 45 to 54.....                                      | 15 223 | 12 925      | 721         | 600       | 308    | 105    | 47       | 66       | 73         | 977          |
| 55 to 64.....                                      | 10 743 | 8 895       | 510         | 462       | 237    | 81     | 55       | 26       | 64         | 876          |
| 65 to 74.....                                      | 9 130  | 7 515       | 470         | 464       | 202    | 51     | 54       | 53       | 104        | 681          |
| 75 years and over.....                             | 8 066  | 6 432       | 428         | 632       | 228    | 87     | 75       | 87       | 155        | 574          |
| Median.....  | 51     | 51          | 50          | 54        | 53     | 54     | 56       | 54       | 63         | 48           |
| <b>Household Composition by Age of Householder</b> |        |             |             |           |        |        |          |          |            |              |
| 2-or-more-person households.....                   | 54 648 | 46 307      | 2 407       | 1 770     | 943    | 241    | 194      | 167      | 226        | 4 165        |
| Married-couple families, no nonrelatives.....      | 43 656 | 37 729      | 1 665       | 1 260     | 705    | 132    | 139      | 120      | 164        | 3 002        |
| Under 25 years.....                                | 496    | 26          | 11          | 8         | 2      | —      | —        | 1        | —          | 112          |
| 25 to 29 years.....                                | 1 986  | 1 512       | 102         | 77        | 47     | 5      | 13       | 6        | 5          | 295          |
| 30 to 34 years.....                                | 3 902  | 3 235       | 176         | 109       | 74     | 10     | 10       | 7        | 9          | 382          |
| 35 to 44 years.....                                | 11 067 | 9 831       | 363         | 227       | 138    | 18     | 23       | 19       | 28         | 646          |
| 45 to 64 years.....                                | 17 764 | 15 696      | 576         | 418       | 260    | 39     | 39       | 33       | 47         | 1 074        |
| 65 years and over.....                             | 8 442  | 7 108       | 423         | 418       | 179    | 57     | 52       | 54       | 75         | 493          |
| Other male householder.....                        | 3 996  | 3 130       | 237         | 210       | 110    | 44     | 11       | 14       | 30         | 420          |
| Under 45 years.....                                | 2 087  | 1 564       | 145         | 126       | 67     | 32     | 7        | 9        | 11         | 252          |
| 45 to 64 years.....                                | 1 334  | 1 103       | 66          | 51        | 31     | 6      | 2        | 4        | 9          | 114          |
| 65 years and over.....                             | 575    | 463         | 26          | 32        | 12     | 7      | 2        | 1        | 11         | 54           |
| Other female householder.....                      | 6 996  | 5 448       | 505         | 300       | 127    | 64     | 44       | 33       | 31         | 743          |
| Under 45 years.....                                | 2 907  | 2 144       | 233         | 105       | 32     | 26     | 18       | 26       | 4          | 425          |
| 45 to 64 years.....                                | 2 573  | 2 047       | 198         | 134       | 65     | 30     | 19       | 5        | 15         | 193          |
| 65 years and over.....                             | 1 515  | 1 257       | 73          | 60        | 30     | 8      | 8        | 3        | 12         | 125          |
| 1-person households.....                           | 14 147 | 10 164      | 1 092       | 1 407     | 523    | 228    | 163      | 174      | 318        | 1 484        |
| Male householder.....                              | 5 321  | 3 897       | 343         | 462       | 170    | 90     | 52       | 57       | 92         | 619          |
| Under 45 years.....                                | 1 972  | 1 368       | 140         | 190       | 76     | 29     | 25       | 20       | 39         | 273          |
| 45 to 64 years.....                                | 1 802  | 1 302       | 132         | 173       | 69     | 37     | 14       | 26       | 27         | 195          |
| 65 years and over.....                             | 1 547  | 1 227       | 70          | 99        | 25     | 24     | 13       | 11       | 25         | 151          |
| Female householder.....                            | 8 826  | 6 267       | 749         | 945       | 353    | 138    | 111      | 117      | 227        | 865          |
| Under 45 years.....                                | 1 216  | 702         | 185         | 174       | 50     | 22     | 30       | 21       | 51         | 155          |
| 45 to 64 years.....                                | 2 493  | 1 673       | 258         | 285       | 120    | 74     | 27       | 24       | 40         | 277          |
| 65 years and over.....                             | 5 117  | 3 893       | 306         | 486       | 183    | 42     | 53       | 72       | 136        | 433          |
| <b>Household Income</b>                            |        |             |             |           |        |        |          |          |            |              |
| Less than \$5,000.....                             | 2 824  | 2 169       | 157         | 174       | 68     | 22     | 29       | 23       | 32         | 324          |
| \$5,000 to \$9,999.....                            | 3 089  | 2 225       | 128         | 146       | 78     | 13     | 9        | 10       | 36         | 590          |
| \$10,000 to \$14,999.....                          | 3 967  | 3 000       | 179         | 211       | 91     | 17     | 29       | 27       | 47         | 577          |
| \$15,000 to \$19,999.....                          | 3 701  | 2 773       | 169         | 169       | 79     | 17     | 23       | 23       | 28         | 590          |
| \$20,000 to \$24,999.....                          | 4 017  | 3 061       | 206         | 206       | 104    | 50     | 12       | 19       | 21         | 545          |
| \$25,000 to \$29,999.....                          | 3 987  | 3 114       | 228         | 233       | 91     | 55     | 20       | 32       | 36         | 412          |
| \$30,000 to \$34,999.....                          | 4 555  | 3 515       | 240         | 202       | 115    | 32     | 15       | 16       | 25         | 598          |
| \$35,000 to \$39,999.....                          | 3 753  | 2 914       | 232         | 179       | 89     | 20     | 24       | 18       | 29         | 428          |
| \$40,000 to \$49,999.....                          | 6 808  | 5 528       | 376         | 372       | 178    | 55     | 53       | 28       | 58         | 533          |
| \$50,000 to \$59,999.....                          | 6 278  | 5 291       | 307         | 261       | 116    | 43     | 28       | 47       | 27         | 420          |
| \$60,000 to \$79,999.....                          | 9 793  | 8 487       | 500         | 425       | 200    | 70     | 60       | 29       | 66         | 381          |
| \$80,000 to \$99,999.....                          | 5 774  | 5 225       | 264         | 170       | 104    | 24     | 10       | 11       | 22         | 114          |
| \$100,000 to \$119,999.....                        | 3 646  | 3 220       | 215         | 140       | 48     | 13     | 19       | 22       | 38         | 71           |
| \$120,000 or more.....                             | 6 604  | 5 951       | 298         | 288       | 107    | 39     | 26       | 37       | 79         | 66           |
| Median.....  | 46 616 | 49 889      | 45 602      | 41 830    | 41 071 | 41 803 | 43 397   | 41 124   | 43 076     | 27 409       |
| As percent of poverty level:                       |        |             |             |           |        |        |          |          |            |              |
| Less than 50 percent.....                          | 2 989  | 2 251       | 172         | 178       | 76     | 20     | 29       | 20       | 33         | 387          |
| 50 to 99.....                                      | 3 287  | 2 392       | 108         | 130       | 74     | 12     | 14       | 6        | 24         | 656          |
| 100 to 149.....                                    | 4 856  | 3 667       | 208         | 195       | 99     | 18     | 16       | 20       | 42         | 787          |
| 150 to 199.....                                    | 5 644  | 4 393       | 253         | 247       | 128    | 24     | 33       | 30       | 33         | 750          |
| 200 percent or more.....                           | 52 020 | 43 768      | 2 757       | 2 426     | 1 089  | 396    | 264      | 265      | 412        | 3 068        |

**Table 3-25. Units in Structure by Selected Characteristics—Owner Occupied Units—Con.**

[Numbers in thousands. Consistent with the 1990 Census. ... means not applicable or sample too small. — means zero or rounds to zero]

| Characteristics   | Total         | 1, detached   | 1, attached   | Multiunit     |               |               |               |               |               | Mobile homes  |
|---|---------------|---------------|---------------|---------------|---------------|---------------|---------------|---------------|---------------|---------------|
|   |               |               |               | Total         | 2 to 4        | 5 to 9        | 10 to 19      | 20 to 49      | 50 or more    |               |
| <b>Income of Families and Primary Individuals</b>                     |               |               |               |               |               |               |               |               |               |               |
| Less than \$5,000 .....   | 2 958         | 2 247         | 158           | 192           | 79            | 22            | 33            | 23            | 35            | 361           |
| \$5,000 to \$9,999 .....  | 3 116         | 2 265         | 133           | 143           | 75            | 13            | 9             | 10            | 36            | 575           |
| \$10,000 to \$14,999 .....  | 4 059         | 3 054         | 183           | 216           | 95            | 19            | 27            | 27            | 47            | 607           |
| \$15,000 to \$19,999 .....  | 3 800         | 2 844         | 177           | 175           | 80            | 17            | 25            | 26            | 28            | 605           |
| \$20,000 to \$24,999 .....  | 4 100         | 3 123         | 215           | 200           | 98            | 50            | 10            | 22            | 21            | 562           |
| \$25,000 to \$29,999 .....  | 4 095         | 3 222         | 241           | 235           | 90            | 58            | 20            | 32            | 36            | 397           |
| \$30,000 to \$34,999 .....  | 4 634         | 3 579         | 275           | 200           | 118           | 30            | 12            | 16            | 25            | 581           |
| \$35,000 to \$39,999 .....  | 3 803         | 2 970         | 219           | 191           | 95            | 23            | 26            | 18            | 30            | 423           |
| \$40,000 to \$49,999 .....  | 6 717         | 5 465         | 370           | 366           | 171           | 58            | 54            | 25            | 57            | 517           |
| \$50,000 to \$59,999 .....  | 6 175         | 5 213         | 290           | 256           | 118           | 44            | 25            | 44            | 25            | 415           |
| \$60,000 to \$79,999 .....  | 9 574         | 8 322         | 482           | 411           | 193           | 60            | 60            | 32            | 66            | 359           |
| \$80,000 to \$99,999 .....  | 5 679         | 5 131         | 262           | 171           | 102           | 27            | 10            | 11            | 22            | 115           |
| \$100,000 to \$119,999 .....  | 3 608         | 3 194         | 203           | 140           | 48            | 13            | 19            | 22            | 38            | 70            |
| \$120,000 or more .....   | 6 477         | 5 841         | 290           | 282           | 107           | 36            | 26            | 35            | 78            | 64            |
| <b>Median .....</b>   | <b>45 706</b> | <b>49 025</b> | <b>44 018</b> | <b>41 007</b> | <b>40 300</b> | <b>40 634</b> | <b>42 970</b> | <b>39 369</b> | <b>42 457</b> | <b>26 455</b> |
| <b>Monthly Housing Costs</b>  |               |               |               |               |               |               |               |               |               |               |
| Less than \$100 .....   | 1 202         | 678           | 48            | 120           | 19            | 12            | 13            | 11            | 65            | 356           |
| \$100 to \$199 .....  | 7 712         | 5 927         | 240           | 237           | 112           | 22            | 25            | 24            | 55            | 1 308         |
| \$200 to \$249 .....  | 5 221         | 4 424         | 181           | 168           | 69            | 28            | 35            | 23            | 13            | 448           |
| \$250 to \$299 .....  | 4 675         | 3 813         | 221           | 193           | 92            | 26            | 31            | 30            | 14            | 448           |
| \$300 to \$349 .....  | 3 588         | 2 858         | 185           | 182           | 84            | 23            | 26            | 21            | 28            | 362           |
| \$350 to \$399 .....  | 3 170         | 2 420         | 183           | 167           | 75            | 23            | 17            | 17            | 35            | 400           |
| \$400 to \$449 .....  | 2 676         | 2 053         | 128           | 131           | 60            | 24            | 8             | 26            | 13            | 364           |
| \$450 to \$499 .....  | 2 420         | 1 870         | 133           | 125           | 60            | 32            | 6             | 12            | 15            | 292           |
| \$500 to \$599 .....  | 4 593         | 3 545         | 222           | 254           | 106           | 46            | 40            | 26            | 34            | 572           |
| \$600 to \$699 .....  | 4 215         | 3 389         | 221           | 231           | 88            | 36            | 29            | 28            | 50            | 374           |
| \$700 to \$799 .....  | 4 071         | 3 255         | 294           | 208           | 88            | 42            | 25            | 33            | 20            | 314           |
| \$800 to \$999 .....  | 7 205         | 6 190         | 429           | 327           | 162           | 60            | 29            | 29            | 47            | 258           |
| \$1,000 to \$1,249 .....  | 6 166         | 5 414         | 389           | 279           | 148           | 32            | 35            | 14            | 50            | 84            |
| \$1,250 to \$1,499 .....  | 4 240         | 3 788         | 257           | 159           | 79            | 18            | 16            | 19            | 26            | 36            |
| \$1,500 or more .....   | 7 642         | 6 845         | 369           | 397           | 225           | 44            | 22            | 28            | 78            | 31            |
| No cash rent .....  | ...           | ...           | ...           | ...           | ...           | ...           | ...           | ...           | ...           | ...           |
| <b>Median (excludes no cash rent) .....</b>                           | <b>581</b>    | <b>619</b>    | <b>694</b>    | <b>605</b>    | <b>665</b>    | <b>594</b>    | <b>544</b>    | <b>529</b>    | <b>599</b>    | <b>336</b>    |
| <b>Monthly Housing Costs as Percent of Current Income<sup>3</sup></b> |               |               |               |               |               |               |               |               |               |               |
| Less than 5 percent .....   | 5 163         | 4 133         | 216           | 273           | 86            | 20            | 39            | 32            | 96            | 542           |
| 5 to 9 percent .....  | 11 992        | 10 022        | 516           | 461           | 191           | 70            | 60            | 50            | 90            | 993           |
| 10 to 14 percent .....  | 11 948        | 10 055        | 518           | 448           | 219           | 79            | 42            | 47            | 61            | 927           |
| 15 to 19 percent .....  | 11 108        | 9 303         | 562           | 428           | 161           | 86            | 50            | 59            | 72            | 815           |
| 20 to 24 percent .....  | 7 761         | 6 505         | 414           | 316           | 131           | 65            | 35            | 38            | 47            | 526           |
| 25 to 29 percent .....  | 5 503         | 4 398         | 345           | 295           | 128           | 42            | 45            | 40            | 40            | 465           |
| 30 to 34 percent .....  | 3 450         | 2 830         | 233           | 158           | 94            | 16            | 12            | 19            | 17            | 229           |
| 35 to 39 percent .....  | 2 428         | 1 924         | 155           | 143           | 93            | 20            | 11            | 15            | 3             | 206           |
| 40 to 49 percent .....  | 2 610         | 2 061         | 130           | 181           | 102           | 20            | 19            | 8             | 32            | 238           |
| 50 to 59 percent .....  | 1 292         | 992           | 100           | 80            | 51            | 14            | 4             | 4             | 7             | 119           |
| 60 to 69 percent .....  | 849           | 642           | 37            | 77            | 46            | 8             | 5             | 6             | 12            | 93            |
| 70 to 99 percent .....  | 1 140         | 889           | 69            | 70            | 50            | 5             | 2             | 5             | 8             | 113           |
| 100 percent or more <sup>4</sup> .....                                | 2 360         | 1 798         | 136           | 178           | 80            | 12            | 29            | 14            | 43            | 248           |
| Zero or negative income .....   | 1 191         | 917           | 68            | 70            | 33            | 11            | 5             | 5             | 16            | 136           |
| No cash rent .....  | ...           | ...           | ...           | ...           | ...           | ...           | ...           | ...           | ...           | ...           |
| <b>Median (excludes 2 previous lines) .....</b>                       | <b>17</b>     | <b>17</b>     | <b>19</b>     | <b>19</b>     | <b>22</b>     | <b>18</b>     | <b>19</b>     | <b>18</b>     | <b>16</b>     | <b>17</b>     |
| <b>Median (excludes 3 lines before medians) .....</b>                 | <b>17</b>     | <b>16</b>     | <b>19</b>     | <b>18</b>     | <b>21</b>     | <b>18</b>     | <b>17</b>     | <b>18</b>     | <b>15</b>     | <b>16</b>     |

<sup>1</sup>For mobile homes, oldest category is 1939 or earlier.

<sup>2</sup>Figures may not add to total because more than one category may apply to a unit.

<sup>3</sup>Beginning with 1989 this item uses current income in its calculation, see Appendix A.

<sup>4</sup>May reflect a temporary situation, living off savings, or response error.

**Table 4-1. Introductory Characteristics—Renter Occupied Units**

[Numbers in thousands. Consistent with the 1990 Census. ... means not applicable or sample too small. – means zero or rounds to zero]

| Characteristics                           | Total occupied units | Housing unit characteristics |              |                   |              | Household characteristics |              |                             |                    |                     |
|---|----------------------|------------------------------|--------------|-------------------|--------------|---------------------------|--------------|-----------------------------|--------------------|---------------------|
|   |                      | New construction 4 years     | Mobile homes | Physical problems |              | Black                     | Hispanic     | Elderly (65 years and over) | Moved in past year | Below poverty level |
|   |                      |                              |              | Severe            | Moderate     |                           |              |                             |                    |                     |
| <b>1 Total</b>                            | <b>34 007</b>        | <b>1 056</b>                 | <b>1 136</b> | <b>1 184</b>      | <b>2 769</b> | <b>6 923</b>              | <b>4 955</b> | <b>4 227</b>                | <b>11 811</b>      | <b>7 988</b>        |
| <b>Tenure</b>                             |                      |                              |              |                   |              |                           |              |                             |                    |                     |
| 2 Owner occupied                          | ...                  | ...                          | ...          | ...               | ...          | ...                       | ...          | ...                         | ...                | ...                 |
| 3 Percent of all occupied                 | ...                  | ...                          | ...          | ...               | ...          | ...                       | ...          | ...                         | ...                | ...                 |
| 4 Renter occupied                         | 34 007               | 1 056                        | 1 136        | 1 184             | 2 769        | 6 923                     | 4 955        | 4 227                       | 11 811             | 7 988               |
| <b>Race and Origin</b>                    |                      |                              |              |                   |              |                           |              |                             |                    |                     |
| 5 White                                   | 23 583               | 853                          | 959          | 704               | 1 680        | ...                       | 3 408        | 3 364                       | 8 335              | 4 675               |
| 6 Non-Hispanic                            | 20 175               | 768                          | 873          | 525               | 1 376        | ...                       | ...          | 3 080                       | 7 192              | 3 624               |
| 7 Hispanic                                | 3 408                | 85                           | 86           | 179               | 304          | ...                       | 3 408        | 284                         | 1 144              | 1 051               |
| 8 Black                                   | 6 923                | 125                          | 93           | 342               | 803          | 6 923                     | 139          | 647                         | 2 197              | 2 391               |
| 9 American Indian, Eskimo, and Aleut      | 3 360                | 11                           | 20           | 11                | 50           | ...                       | ...          | 37                          | 113                | 114                 |
| 10 Asian and Pacific Islander             | 1 483                | 45                           | 12           | 41                | 104          | ...                       | ...          | 17                          | 570                | 317                 |
| 11 Other                                  | 1 659                | 23                           | 52           | 86                | 132          | ...                       | 1 354        | 83                          | 596                | 491                 |
| 12 Total Hispanic                         | 4 955                | 103                          | 133          | 265               | 442          | 139                       | 4 955        | 355                         | 1 670              | 1 520               |
| <b>Units in Structure</b>                 |                      |                              |              |                   |              |                           |              |                             |                    |                     |
| 13 1, detached                            | 8 065                | 103                          | ...          | 250               | 760          | 1 425                     | 979          | 767                         | 2 426              | 1 768               |
| 14 1, attached                            | 3 465                | 190                          | ...          | 57                | 161          | 861                       | 546          | 314                         | 1 429              | 816                 |
| 15 2 to 4                                 | 7 105                | 110                          | ...          | 233               | 632          | 1 526                     | 1 016        | 775                         | 2 441              | 1 698               |
| 16 5 to 9                                 | 4 378                | 162                          | ...          | 182               | 317          | 994                       | 702          | 432                         | 1 652              | 1 026               |
| 17 10 to 19                               | 4 059                | 221                          | ...          | 127               | 316          | 780                       | 596          | 383                         | 1 724              | 834                 |
| 18 20 to 49                               | 3 002                | 148                          | ...          | 160               | 294          | 572                       | 581          | 496                         | 1 020              | 717                 |
| 19 50 or more                             | 2 797                | 49                           | ...          | 150               | 196          | 672                       | 402          | 953                         | 696                | 795                 |
| 20 Mobile home or trailer                 | 1 136                | 73                           | 1 136        | 24                | 93           | 93                        | 133          | 107                         | 423                | 335                 |
| <b>Cooperatives and Condominiums</b>      |                      |                              |              |                   |              |                           |              |                             |                    |                     |
| 21 Cooperatives                           | 222                  | 13                           | –            | 14                | 19           | 48                        | 31           | 45                          | 49                 | 46                  |
| 22 Condominiums                           | 1 409                | 35                           | –            | 29                | 76           | 235                       | 219          | 210                         | 457                | 293                 |
| <b>Year Structure Built<sup>1</sup></b>   |                      |                              |              |                   |              |                           |              |                             |                    |                     |
| 23 2000 to 2004                           | –                    | –                            | –            | –                 | –            | –                         | –            | –                           | –                  | –                   |
| 24 1995 to 1999                           | 1 363                | 1 056                        | 84           | 31                | 72           | 175                       | 142          | 139                         | 767                | 254                 |
| 25 1990 to 1994                           | 1 313                | ...                          | 85           | 17                | 54           | 185                       | 156          | 203                         | 548                | 224                 |
| 26 1985 to 1989                           | 2 724                | ...                          | 122          | 41                | 153          | 438                       | 306          | 306                         | 1 115              | 486                 |
| 27 1980 to 1984                           | 2 456                | ...                          | 109          | 52                | 133          | 458                       | 368          | 318                         | 992                | 558                 |
| 28 1975 to 1979                           | 3 419                | ...                          | 244          | 125               | 194          | 602                       | 534          | 528                         | 1 169              | 810                 |
| 29 1970 to 1974                           | 3 926                | ...                          | 262          | 108               | 253          | 821                       | 511          | 525                         | 1 458              | 1 035               |
| 30 1960 to 1969                           | 4 746                | ...                          | 184          | 138               | 350          | 1 016                     | 757          | 646                         | 1 609              | 1 100               |
| 31 1950 to 1959                           | 3 375                | ...                          | 29           | 113               | 321          | 836                       | 548          | 360                         | 1 047              | 774                 |
| 32 1940 to 1949                           | 2 705                | ...                          | 6            | 124               | 339          | 686                       | 510          | 285                         | 795                | 784                 |
| 33 1930 to 1939                           | 2 344                | ...                          | 11           | 124               | 270          | 584                       | 397          | 273                         | 695                | 642                 |
| 34 1920 to 1929                           | 2 066                | ...                          | –            | 109               | 237          | 490                       | 299          | 256                         | 589                | 514                 |
| 35 1919 or earlier                        | 3 571                | ...                          | –            | 202               | 394          | 630                       | 428          | 386                         | 1 026              | 807                 |
| 36 Median                                 | 1966                 | ...                          | 1977         | 1953              | 1955         | 1962                      | 1964         | 1969                        | 1970               | 1964                |
| <b>Metropolitan/Nonmetropolitan Areas</b> |                      |                              |              |                   |              |                           |              |                             |                    |                     |
| 37 Inside metropolitan statistical areas  | 28 385               | 869                          | 516          | 1 025             | 2 194        | 6 204                     | 4 597        | 3 395                       | 9 775              | 6 393               |
| 38 In central cities                      | 15 619               | 325                          | 79           | 720               | 1 433        | 4 411                     | 2 799        | 1 810                       | 5 262              | 4 052               |
| 39 Suburbs                                | 12 766               | 544                          | 437          | 305               | 761          | 1 793                     | 1 798        | 1 586                       | 4 513              | 2 341               |
| 40 Outside metropolitan statistical areas | 5 622                | 187                          | 620          | 158               | 575          | 719                       | 358          | 831                         | 2 036              | 1 595               |
| <b>Regions</b>                            |                      |                              |              |                   |              |                           |              |                             |                    |                     |
| 41 Northeast                              | 7 314                | 77                           | 78           | 402               | 502          | 1 491                     | 1 091        | 1 320                       | 1 643              | 1 634               |
| 42 Midwest                                | 6 791                | 193                          | 182          | 201               | 440          | 1 363                     | 321          | 919                         | 2 532              | 1 585               |
| 43 South                                  | 11 209               | 484                          | 635          | 287               | 1 219        | 3 335                     | 1 477        | 1 162                       | 4 398              | 2 871               |
| 44 West                                   | 8 692                | 302                          | 241          | 294               | 609          | 735                       | 2 066        | 826                         | 3 237              | 1 898               |
| <b>Urbanized Areas</b>                    |                      |                              |              |                   |              |                           |              |                             |                    |                     |
| 45 Inside urbanized areas                 | ...                  | ...                          | ...          | ...               | ...          | ...                       | ...          | ...                         | ...                | ...                 |
| 46 In central cities of MSAs              | ...                  | ...                          | ...          | ...               | ...          | ...                       | ...          | ...                         | ...                | ...                 |
| 47 Urban fringe                           | ...                  | ...                          | ...          | ...               | ...          | ...                       | ...          | ...                         | ...                | ...                 |
| 48 Outside urbanized areas                | ...                  | ...                          | ...          | ...               | ...          | ...                       | ...          | ...                         | ...                | ...                 |
| 49 Other urban                            | ...                  | ...                          | ...          | ...               | ...          | ...                       | ...          | ...                         | ...                | ...                 |
| 50 Rural                                  | ...                  | ...                          | ...          | ...               | ...          | ...                       | ...          | ...                         | ...                | ...                 |
| <b>Place Size</b>                         |                      |                              |              |                   |              |                           |              |                             |                    |                     |
| 51 Less than 2,500 persons                | 1 232                | 44                           | 127          | 25                | 79           | 64                        | 73           | 220                         | 482                | 295                 |
| 52 2,500 to 9,999 persons                 | 2 814                | 43                           | 113          | 65                | 250          | 340                       | 251          | 406                         | 982                | 673                 |
| 53 10,000 to 19,999 persons               | 2 860                | 45                           | 37           | 90                | 216          | 466                       | 267          | 415                         | 1 040              | 667                 |
| 54 20,000 to 49,999 persons               | 4 837                | 161                          | 35           | 173               | 340          | 918                       | 692          | 597                         | 1 760              | 1 081               |
| 55 50,000 to 99,999 persons               | 3 654                | 93                           | 30           | 120               | 316          | 581                       | 649          | 450                         | 1 392              | 918                 |
| 56 100,000 to 249,999 persons             | 3 571                | 75                           | 37           | 134               | 323          | 981                       | 596          | 359                         | 1 298              | 876                 |
| 57 250,000 to 499,999 persons             | 2 642                | 53                           | 13           | 63                | 191          | 812                       | 370          | 290                         | 1 042              | 711                 |
| 58 500,000 to 999,999 persons             | 2 293                | 28                           | 5            | 90                | 253          | 701                       | 365          | 250                         | 756                | 585                 |
| 59 1,000,000 persons or more              | 4 107                | 66                           | 4            | 298               | 376          | 1 325                     | 1 075        | 563                         | 891                | 1 084               |

<sup>1</sup>For mobile homes, oldest category is 1939 or earlier.

| Total occupied units | In MSAs        |         | Outside MSAs | Urban  |              | Rural |         |              | Regions   |         |        |       |    |
|----------------------|----------------|---------|--------------|--------|--------------|-------|---------|--------------|-----------|---------|--------|-------|----|
|                      | Central cities | Suburbs |              | Total  | Outside MSAs | Total | Suburbs | Outside MSAs | Northeast | Midwest | South  | West  |    |
| 34 007               | 15 619         | 12 766  | 5 622        | 29 120 | 2 940        | 4 887 | 2 164   | 2 683        | 7 314     | 6 791   | 11 209 | 8 692 | 1  |
| ...                  | ...            | ...     | ...          | ...    | ...          | ...   | ...     | ...          | ...       | ...     | ...    | ...   | 2  |
| 34 007               | 15 619         | 12 766  | 5 622        | 29 120 | 2 940        | 4 887 | 2 164   | 2 683        | 7 314     | 6 791   | 11 209 | 8 692 | 4  |
| 23 583               | 9 251          | 9 723   | 4 608        | 19 371 | 2 297        | 4 212 | 1 874   | 2 311        | 4 985     | 5 018   | 7 228  | 6 352 | 5  |
| 20 175               | 7 440          | 8 380   | 4 355        | 16 254 | 2 146        | 3 921 | 1 685   | 2 209        | 4 402     | 4 837   | 6 041  | 4 896 | 6  |
| 3 408                | 1 811          | 1 343   | 253          | 3 117  | 151          | 291   | 189     | 102          | 583       | 181     | 1 187  | 1 457 | 7  |
| 6 923                | 4 411          | 1 793   | 719          | 6 517  | 494          | 406   | 167     | 225          | 1 491     | 1 363   | 3 335  | 735   | 8  |
| 360                  | 127            | 72      | 161          | 260    | 71           | 100   | 10      | 90           | 34        | 90      | 75     | 161   | 9  |
| 1 483                | 814            | 640     | 30           | 1 403  | 24           | 80    | 74      | 6            | 272       | 161     | 245    | 805   | 10 |
| 1 659                | 1 016          | 538     | 105          | 1 569  | 54           | 90    | 39      | 51           | 533       | 159     | 327    | 640   | 11 |
| 4 955                | 2 799          | 1 798   | 358          | 4 577  | 206          | 377   | 226     | 151          | 1 091     | 321     | 1 477  | 2 066 | 12 |
| 8 065                | 2 584          | 3 094   | 2 387        | 5 733  | 944          | 2 332 | 875     | 1 444        | 834       | 1 635   | 3 261  | 2 335 | 13 |
| 3 465                | 1 592          | 1 560   | 313          | 3 172  | 228          | 292   | 203     | 85           | 696       | 584     | 1 258  | 927   | 14 |
| 7 105                | 3 523          | 2 383   | 1 200        | 6 423  | 844          | 683   | 317     | 356          | 2 127     | 1 620   | 1 747  | 1 610 | 15 |
| 4 378                | 2 234          | 1 672   | 472          | 4 114  | 348          | 264   | 137     | 125          | 873       | 913     | 1 508  | 1 084 | 16 |
| 4 059                | 1 989          | 1 761   | 309          | 3 735  | 228          | 324   | 234     | 81           | 669       | 777     | 1 582  | 1 031 | 17 |
| 3 002                | 1 768          | 1 030   | 204          | 2 863  | 142          | 139   | 77      | 62           | 880       | 533     | 730    | 859   | 18 |
| 2 797                | 1 850          | 829     | 117          | 2 768  | 113          | 29    | 25      | 4            | 1 158     | 546     | 488    | 605   | 19 |
| 1 136                | 79             | 437     | 620          | 313    | 93           | 823   | 296     | 527          | 78        | 182     | 635    | 241   | 20 |
| 222                  | 151            | 68      | 4            | 207    | -            | 15    | 11      | 4            | 137       | 36      | 22     | 28    | 21 |
| 1 409                | 628            | 674     | 107          | 1 277  | 68           | 132   | 93      | 39           | 308       | 145     | 493    | 463   | 22 |
| -                    | -              | -       | -            | -      | -            | -     | -       | -            | -         | -       | -      | -     | 23 |
| 1 363                | 401            | 718     | 243          | 983    | 109          | 379   | 245     | 134          | 94        | 258     | 622    | 389   | 24 |
| 1 313                | 430            | 588     | 295          | 995    | 113          | 318   | 131     | 182          | 104       | 283     | 482    | 445   | 25 |
| 2 724                | 952            | 1 454   | 318          | 2 246  | 168          | 477   | 314     | 150          | 266       | 415     | 1 094  | 949   | 26 |
| 2 456                | 986            | 1 016   | 454          | 2 037  | 243          | 418   | 201     | 212          | 206       | 316     | 1 309  | 625   | 27 |
| 3 419                | 1 384          | 1 386   | 649          | 2 856  | 319          | 563   | 234     | 330          | 410       | 688     | 1 315  | 1 006 | 28 |
| 3 926                | 1 599          | 1 878   | 649          | 3 426  | 352          | 500   | 193     | 297          | 567       | 797     | 1 511  | 1 050 | 29 |
| 4 746                | 2 037          | 2 092   | 617          | 4 250  | 338          | 495   | 216     | 279          | 846       | 901     | 1 587  | 1 412 | 30 |
| 3 375                | 1 685          | 1 183   | 507          | 3 069  | 318          | 306   | 113     | 189          | 640       | 626     | 1 106  | 1 003 | 31 |
| 2 705                | 1 448          | 841     | 416          | 2 402  | 240          | 302   | 127     | 176          | 687       | 432     | 936    | 650   | 32 |
| 2 344                | 1 337          | 587     | 419          | 2 034  | 212          | 310   | 101     | 207          | 750       | 516     | 568    | 510   | 33 |
| 2 066                | 1 351          | 452     | 263          | 1 843  | 135          | 224   | 96      | 128          | 835       | 588     | 320    | 323   | 34 |
| 3 571                | 2 008          | 770     | 792          | 2 977  | 393          | 593   | 194     | 399          | 1 908     | 972     | 359    | 332   | 35 |
| 1966                 | 1960           | 1971    | 1967         | 1965   | 1965         | 1972  | 1976    | 1969         | 1942      | 1963    | 1972   | 1971  | 36 |
| 28 385               | 15 619         | 12 766  | ...          | 26 180 | ...          | 2 204 | 2 164   | ...          | 6 618     | 5 201   | 8 919  | 7 647 | 37 |
| 15 619               | 15 619         | ...     | ...          | 15 579 | ...          | ...   | ...     | ...          | 3 938     | 2 955   | 4 793  | 3 933 | 38 |
| 12 766               | ...            | 12 766  | ...          | 10 602 | ...          | 2 164 | 2 164   | ...          | 2 680     | 2 246   | 4 126  | 3 713 | 39 |
| 5 622                | ...            | ...     | 5 622        | 2 940  | 2 940        | 2 683 | ...     | 2 683        | 697       | 1 590   | 2 290  | 1 046 | 40 |
| 7 314                | 3 938          | 2 680   | 697          | 6 538  | 343          | 777   | 423     | 354          | 7 314     | ...     | ...    | ...   | 41 |
| 6 791                | 2 955          | 2 246   | 1 590        | 5 688  | 864          | 1 103 | 375     | 726          | ...       | 6 791   | ...    | ...   | 42 |
| 11 209               | 4 793          | 4 126   | 2 290        | 9 104  | 1 171        | 2 105 | 956     | 1 120        | ...       | ...     | 11 209 | ...   | 43 |
| 8 692                | 3 933          | 3 713   | 1 046        | 7 790  | 562          | 902   | 410     | 483          | ...       | ...     | ...    | 8 692 | 44 |
| ...                  | ...            | ...     | ...          | ...    | ...          | ...   | ...     | ...          | ...       | ...     | ...    | ...   | 45 |
| ...                  | ...            | ...     | ...          | ...    | ...          | ...   | ...     | ...          | ...       | ...     | ...    | ...   | 46 |
| ...                  | ...            | ...     | ...          | ...    | ...          | ...   | ...     | ...          | ...       | ...     | ...    | ...   | 47 |
| ...                  | ...            | ...     | ...          | ...    | ...          | ...   | ...     | ...          | ...       | ...     | ...    | ...   | 48 |
| ...                  | ...            | ...     | ...          | ...    | ...          | ...   | ...     | ...          | ...       | ...     | ...    | ...   | 49 |
| ...                  | ...            | ...     | ...          | ...    | ...          | ...   | ...     | ...          | ...       | ...     | ...    | ...   | 50 |
| 1 232                | -              | 419     | 814          | 92     | -            | 1 140 | 326     | 814          | 180       | 468     | 366    | 218   | 51 |
| 2 814                | -              | 1 715   | 1 099        | 2 787  | 1 088        | 27    | 16      | 11           | 576       | 723     | 997    | 518   | 52 |
| 2 860                | 87             | 1 807   | 966          | 2 846  | 966          | 14    | 6       | -            | 531       | 720     | 1 069  | 540   | 53 |
| 4 837                | 1 413          | 2 596   | 827          | 4 822  | 827          | 14    | 8       | -            | 858       | 972     | 1 578  | 1 429 | 54 |
| 3 654                | 1 986          | 1 658   | 10           | 3 641  | 10           | 12    | 10      | -            | 904       | 840     | 706    | 1 203 | 55 |
| 3 571                | 3 092          | 479     | -            | 3 558  | -            | 13    | 6       | -            | 531       | 517     | 1 338  | 1 184 | 56 |
| 2 642                | 2 642          | -       | -            | 2 635  | -            | 7     | -       | -            | 224       | 513     | 1 062  | 843   | 57 |
| 2 293                | 2 293          | -       | -            | 2 283  | -            | 10    | -       | -            | 165       | 474     | 921    | 734   | 58 |
| 4 107                | 4 107          | -       | -            | 4 107  | -            | -     | -       | -            | 2 232     | 658     | 401    | 815   | 59 |

**Table 4-2. Height and Condition of Building—Renter Occupied Units**

[Numbers in thousands. Consistent with the 1990 Census. ... means not applicable or sample too small. – means zero or rounds to zero]

|          | Characteristics   | Total occupied units | Housing unit characteristics |              |                   |              | Household characteristics |              |                             |                    |                     |
|----------|---|----------------------|------------------------------|--------------|-------------------|--------------|---------------------------|--------------|-----------------------------|--------------------|---------------------|
|          |   |                      | New construction 4 years     | Mobile homes | Physical problems |              | Black                     | Hispanic     | Elderly (65 years and over) | Moved in past year | Below poverty level |
|          |   |                      |                              |              | Severe            | Moderate     |                           |              |                             |                    |                     |
| <b>1</b> | <b>Total .....</b>  | <b>34 007</b>        | <b>1 056</b>                 | <b>1 136</b> | <b>1 184</b>      | <b>2 769</b> | <b>6 923</b>              | <b>4 955</b> | <b>4 227</b>                | <b>11 811</b>      | <b>7 988</b>        |
|          | <b>Stories in Structure<sup>1</sup></b>                   |                      |                              |              |                   |              |                           |              |                             |                    |                     |
| 2        | 1 .....   | 8 911                | 203                          | ...          | 262               | 930          | 1 837                     | 1 509        | 1 117                       | 3 094              | 2 338               |
| 3        | 2 .....   | 12 485               | 406                          | ...          | 378               | 841          | 2 464                     | 1 844        | 1 188                       | 4 620              | 2 669               |
| 4        | 3 .....   | 7 185                | 338                          | ...          | 236               | 526          | 1 500                     | 728          | 771                         | 2 688              | 1 482               |
| 5        | 4 to 6 .....  | 2 823                | 30                           | ...          | 188               | 276          | 595                       | 564          | 506                         | 705                | 695                 |
| 6        | 7 or more .....   | 1 467                | 7                            | ...          | 95                | 103          | 433                       | 177          | 538                         | 281                | 471                 |
|          | <b>Stories Between Main and Apartment Entrances</b>       |                      |                              |              |                   |              |                           |              |                             |                    |                     |
| 7        | Multiunits, 2 or more floors .....                        | 18 742               | 610                          | ...          | 763               | 1 491        | 3 952                     | 2 844        | 2 570                       | 6 570              | 4 299               |
| 8        | None (on same floor) .....                                | 6 068                | 190                          | ...          | 219               | 446          | 1 205                     | 840          | 744                         | 2 303              | 1 334               |
| 9        | 1 (up or down) .....                                      | 5 225                | 157                          | ...          | 172               | 405          | 1 103                     | 819          | 553                         | 1 884              | 1 082               |
| 10       | 2 or more (up or down) .....                              | 7 449                | 263                          | ...          | 373               | 640          | 1 644                     | 1 185        | 1 273                       | 2 383              | 1 883               |
|          | <b>Common Stairways</b>                                   |                      |                              |              |                   |              |                           |              |                             |                    |                     |
| 11       | Multiunits, 2 or more floors .....                        | 18 742               | 610                          | ...          | 763               | 1 491        | 3 952                     | 2 844        | 2 570                       | 6 570              | 4 299               |
| 12       | No common stairways .....                                 | 1 642                | 48                           | ...          | 45                | 141          | 323                       | 161          | 156                         | 702                | 340                 |
| 13       | With common stairways .....                               | 16 503               | 534                          | ...          | 698               | 1 312        | 3 484                     | 2 613        | 2 314                       | 5 664              | 3 761               |
| 14       | No loose steps .....                                      | 14 114               | 461                          | ...          | 544               | 1 035        | 2 963                     | 2 108        | 2 008                       | 4 824              | 3 098               |
| 15       | Railings not loose .....                                  | 11 562               | 401                          | ...          | 419               | 773          | 2 401                     | 1 678        | 1 684                       | 3 933              | 2 454               |
| 16       | Railings loose .....                                      | 2 006                | 56                           | ...          | 90                | 213          | 444                       | 363          | 260                         | 669                | 500                 |
| 17       | No railings .....   | 395                  | 3                            | ...          | 27                | 42           | 82                        | 43           | 44                          | 139                | 88                  |
| 18       | Status of railings not reported .....                     | 151                  | —                            | ...          | 8                 | 7            | 36                        | 24           | 20                          | 83                 | 56                  |
| 19       | Loose steps .....   | 2 391                | 72                           | ...          | 155               | 277          | 522                       | 505          | 306                         | 840                | 663                 |
| 20       | Railings not loose .....                                  | 2 028                | 72                           | ...          | 106               | 145          | 426                       | 426          | 268                         | 705                | 548                 |
| 21       | Railings loose .....                                      | 314                  | —                            | ...          | 46                | 121          | 81                        | 77           | 29                          | 107                | 101                 |
| 22       | No railings .....   | 35                   | —                            | ...          | 2                 | 9            | 11                        | —            | 6                           | 19                 | 7                   |
| 23       | Status of railings not reported .....                     | 15                   | —                            | ...          | —                 | 2            | 3                         | 1            | 3                           | 8                  | 7                   |
| 24       | Status of stairways not reported .....                    | 594                  | 29                           | ...          | 20                | 38           | 144                       | 70           | 99                          | 203                | 198                 |
|          | <b>Light Fixtures in Public Halls</b>                     |                      |                              |              |                   |              |                           |              |                             |                    |                     |
| 25       | 2 or more units in structure .....                        | 21 341               | 690                          | ...          | 852               | 1 755        | 4 544                     | 3 296        | 3 039                       | 7 532              | 5 070               |
| 26       | No public halls .....                                     | 3 515                | 109                          | ...          | 87                | 281          | 749                       | 574          | 385                         | 1 507              | 890                 |
| 27       | No light fixtures in public halls .....                   | 535                  | 3                            | ...          | 11                | 55           | 109                       | 61           | 53                          | 199                | 133                 |
| 28       | All in working order .....                                | 14 891               | 500                          | ...          | 620               | 1 102        | 3 127                     | 2 260        | 2 342                       | 4 977              | 3 339               |
| 29       | Some in working order .....                               | 563                  | 4                            | ...          | 44                | 64           | 115                       | 96           | 35                          | 194                | 158                 |
| 30       | None in working order .....                               | 1 030                | 38                           | ...          | 68                | 196          | 223                       | 195          | 119                         | 379                | 277                 |
| 31       | Not reported .....  | 806                  | 36                           | ...          | 23                | 57           | 219                       | 110          | 105                         | 277                | 273                 |
|          | <b>Elevator on Floor</b>                                  |                      |                              |              |                   |              |                           |              |                             |                    |                     |
| 32       | Multiunits, 2 or more floors .....                        | 18 742               | 610                          | ...          | 763               | 1 491        | 3 952                     | 2 844        | 2 570                       | 6 570              | 4 299               |
| 33       | With 1 or more elevators working .....                    | 3 965                | 92                           | ...          | 183               | 326          | 887                       | 587          | 1 068                       | 1 083              | 1 037               |
| 34       | With elevator, none in working condition .....            | 201                  | 7                            | ...          | 16                | 13           | 74                        | 12           | 86                          | 46                 | 58                  |
| 35       | No elevator .....   | 14 576               | 512                          | ...          | 564               | 1 152        | 2 991                     | 2 245        | 1 416                       | 5 440              | 3 205               |
| 36       | Units 3 or more floors from main entrance .....           | 1 414                | 80                           | ...          | 102               | 161          | 304                       | 226          | 143                         | 494                | 354                 |
|          | <b>Foundation</b>   |                      |                              |              |                   |              |                           |              |                             |                    |                     |
| 37       | 1 unit bldg. excl. mobile homes .....                     | 11 530               | 293                          | ...          | 307               | 921          | 2 286                     | 1 526        | 1 081                       | 3 856              | 2 583               |
| 38       | With basement under all of building .....                 | 2 462                | 32                           | ...          | 58                | 116          | 573                       | 159          | 260                         | 645                | 501                 |
| 39       | With basement under part of building .....                | 905                  | 9                            | ...          | 31                | 56           | 81                        | 57           | 91                          | 255                | 160                 |
| 40       | With crawl space .....                                    | 3 567                | 44                           | ...          | 125               | 551          | 743                       | 483          | 360                         | 1 150              | 909                 |
| 41       | On concrete slab .....                                    | 4 419                | 194                          | ...          | 85                | 181          | 872                       | 788          | 355                         | 1 744              | 967                 |
| 42       | Other .....   | 177                  | 15                           | ...          | 7                 | 17           | 16                        | 39           | 16                          | 61                 | 46                  |
|          | <b>External Building Conditions<sup>2</sup></b>           |                      |                              |              |                   |              |                           |              |                             |                    |                     |
| 43       | Sagging roof .....  | 990                  | 11                           | 54           | 86                | 201          | 246                       | 121          | 71                          | 325                | 271                 |
| 44       | Missing roofing material .....                            | 1 516                | 5                            | 38           | 114               | 286          | 274                       | 245          | 135                         | 447                | 406                 |
| 45       | Hole in roof .....  | 861                  | 10                           | 29           | 84                | 210          | 252                       | 111          | 58                          | 233                | 246                 |
| 46       | Missing bricks, siding, other outside wall material ..... | 1 229                | 20                           | 29           | 126               | 262          | 308                       | 193          | 86                          | 374                | 374                 |
| 47       | Sloping outside walls .....                               | 769                  | 4                            | 42           | 107               | 159          | 199                       | 102          | 55                          | 265                | 253                 |
| 48       | Boarded up windows .....                                  | 587                  | 8                            | 31           | 62                | 144          | 196                       | 117          | 54                          | 188                | 203                 |
| 49       | Broken windows .....                                      | 1 860                | 11                           | 129          | 162               | 378          | 481                       | 399          | 106                         | 628                | 597                 |
| 50       | Bars on windows .....                                     | 2 396                | 5                            | 3            | 137               | 285          | 830                       | 665          | 281                         | 645                | 723                 |
| 51       | Foundation crumbling or has open crack or hole .....      | 1 218                | 20                           | 20           | 121               | 278          | 310                       | 156          | 78                          | 360                | 358                 |
| 52       | None of the above .....                                   | 24 237               | 976                          | 870          | 639               | 1 550        | 4 447                     | 3 146        | 3 175                       | 8 730              | 5 237               |
| 53       | Not reported .....  | 811                  | 35                           | 13           | 21                | 40           | 207                       | 101          | 95                          | 262                | 257                 |
|          | <b>Site Placement</b>                                     |                      |                              |              |                   |              |                           |              |                             |                    |                     |
| 54       | Mobile homes .....  | 1 136                | 73                           | 1 136        | 24                | 93           | 93                        | 133          | 107                         | 423                | 335                 |
| 55       | First site .....  | 406                  | 43                           | 406          | 2                 | 46           | 36                        | 54           | 58                          | 87                 | 106                 |
| 56       | Moved from another site .....                             | 193                  | 7                            | 193          | 4                 | 11           | 4                         | 21           | 20                          | 38                 | 51                  |
| 57       | Don't know .....  | 334                  | 19                           | 334          | 10                | 24           | 32                        | 32           | 23                          | 145                | 104                 |
| 58       | Not reported .....  | 203                  | 4                            | 203          | 8                 | 12           | 22                        | 26           | 6                           | 154                | 74                  |
|          | <b>Previous Occupancy</b>                                 |                      |                              |              |                   |              |                           |              |                             |                    |                     |
| 59       | Unit built 1990 or later .....                            | 2 676                | 1 056                        | 168          | 47                | 125          | 361                       | 298          | 343                         | 1 316              | 478                 |
| 60       | Not previously occupied .....                             | 654                  | 443                          | 57           | 25                | 27           | 78                        | 78           | 131                         | 211                | 124                 |
| 61       | Not reported .....  | 122                  | 41                           | 12           | —                 | 12           | 35                        | 2            | 6                           | 70                 | 42                  |

<sup>1</sup>Figures exclude mobile homes.

<sup>2</sup>Figures may not add to total because more than one category may apply to a unit.

| Total occupied units | In MSAs        |               | Outside MSAs | Urban         |              | Rural        |              |              | Regions      |              |               |              |          |
|----------------------|----------------|---------------|--------------|---------------|--------------|--------------|--------------|--------------|--------------|--------------|---------------|--------------|----------|
|                      | Central cities | Suburbs       |              | Total         | Outside MSAs | Total        | Suburbs      | Outside MSAs | Northeast    | Midwest      | South         | West         |          |
| <b>34 007</b>        | <b>15 619</b>  | <b>12 766</b> | <b>5 622</b> | <b>29 120</b> | <b>2 940</b> | <b>4 887</b> | <b>2 164</b> | <b>2 683</b> | <b>7 314</b> | <b>6 791</b> | <b>11 209</b> | <b>8 692</b> | <b>1</b> |
| 8 911                | 3 139          | 3 479         | 2 293        | 7 085         | 1 195        | 1 826        | 712          | 1 099        | 381          | 1 035        | 4 361         | 3 134        | 2        |
| 12 485               | 5 572          | 5 152         | 1 761        | 11 022        | 1 038        | 1 463        | 721          | 723          | 2 021        | 2 448        | 4 200         | 3 816        | 3        |
| 7 185                | 3 632          | 2 801         | 752          | 6 493         | 452          | 691          | 387          | 299          | 2 178        | 2 389        | 1 508         | 1 110        | 4        |
| 2 823                | 2 031          | 626           | 166          | 2 742         | 134          | 80           | 48           | 32           | 1 840        | 448          | 264           | 271          | 5        |
| 1 467                | 1 166          | 271           | 30           | 1 465         | 28           | 2            | -            | 2            | 816          | 289          | 240           | 121          | 6        |
| 18 742               | 10 376         | 6 721         | 1 645        | 17 668        | 1 247        | 1 074        | 656          | 398          | 5 544        | 3 989        | 4 911         | 4 297        | 7        |
| 6 068                | 2 955          | 2 399         | 714          | 5 588         | 514          | 480          | 273          | 200          | 1 440        | 1 256        | 1 893         | 1 479        | 8        |
| 5 225                | 2 756          | 1 984         | 485          | 4 904         | 348          | 322          | 177          | 137          | 1 319        | 1 241        | 1 297         | 1 369        | 9        |
| 7 449                | 4 664          | 2 338         | 446          | 7 177         | 386          | 272          | 207          | 60           | 2 786        | 1 492        | 1 721         | 1 450        | 10       |
| 18 742               | 10 376         | 6 721         | 1 645        | 17 668        | 1 247        | 1 074        | 656          | 398          | 5 544        | 3 989        | 4 911         | 4 297        | 11       |
| 1 642                | 728            | 633           | 281          | 1 491         | 219          | 151          | 86           | 62           | 412          | 412          | 433           | 385          | 12       |
| 16 505               | 9 296          | 5 880         | 1 329        | 15 618        | 1 005        | 887          | 546          | 324          | 4 967        | 3 481        | 4 264         | 3 793        | 13       |
| 14 114               | 7 847          | 5 093         | 1 174        | 13 340        | 884          | 773          | 468          | 290          | 4 299        | 3 028        | 3 615         | 3 172        | 14       |
| 11 562               | 6 464          | 4 161         | 937          | 10 938        | 713          | 624          | 385          | 224          | 3 522        | 2 562        | 2 957         | 2 520        | 15       |
| 2 006                | 1 092          | 752           | 162          | 1 894         | 125          | 111          | 74           | 37           | 643          | 344          | 523           | 495          | 16       |
| 395                  | 223            | 122           | 51           | 373           | 35           | 22           | 6            | 16           | 104          | 105          | 99            | 88           | 17       |
| 151                  | 69             | 58            | 24           | 135           | 11           | 16           | 3            | 13           | 31           | 17           | 36            | 68           | 18       |
| 2 391                | 1 449          | 788           | 155          | 2 278         | 121          | 113          | 78           | 34           | 668          | 453          | 649           | 621          | 19       |
| 2 028                | 1 233          | 684           | 111          | 1 937         | 84           | 91           | 63           | 26           | 572          | 384          | 544           | 527          | 20       |
| 314                  | 191            | 87            | 36           | 296           | 30           | 18           | 13           | 5            | 78           | 60           | 96            | 80           | 21       |
| 35                   | 13             | 12            | 9            | 30            | 6            | 4            | 2            | 2            | 18           | 7            | 6             | 4            | 22       |
| 15                   | 11             | 4             | -            | 15            | -            | -            | -            | -            | -            | 2            | 3             | 10           | 23       |
| 594                  | 352            | 208           | 35           | 558           | 23           | 36           | 24           | 12           | 165          | 96           | 214           | 120          | 24       |
| 21 341               | 11 363         | 7 675         | 2 303        | 19 902        | 1 675        | 1 439        | 789          | 627          | 5 706        | 4 390        | 6 055         | 5 189        | 25       |
| 3 515                | 1 466          | 1 397         | 652          | 3 141         | 465          | 374          | 180          | 187          | 409          | 655          | 1 309         | 1 141        | 26       |
| 535                  | 245            | 192           | 98           | 479           | 65           | 56           | 23           | 33           | 48           | 125          | 209           | 153          | 27       |
| 14 891               | 8 319          | 5 237         | 1 336        | 14 021        | 972          | 871          | 494          | 364          | 4 642        | 3 149        | 3 781         | 3 320        | 28       |
| 563                  | 355            | 184           | 24           | 545           | 22           | 18           | 14           | 2            | 125          | 141          | 122           | 175          | 29       |
| 1 030                | 512            | 388           | 130          | 942           | 98           | 88           | 56           | 32           | 281          | 176          | 338           | 236          | 30       |
| 806                  | 466            | 277           | 64           | 775           | 54           | 32           | 22           | 9            | 201          | 145          | 296           | 164          | 31       |
| 18 742               | 10 376         | 6 721         | 1 645        | 17 668        | 1 247        | 1 074        | 656          | 398          | 5 544        | 3 989        | 4 911         | 4 297        | 32       |
| 3 965                | 2 555          | 1 189         | 221          | 3 848         | 165          | 116          | 61           | 56           | 1 588        | 807          | 848           | 722          | 33       |
| 201                  | 119            | 76            | 6            | 201           | 6            | -            | -            | -            | 80           | 39           | 47            | 34           | 34       |
| 14 576               | 7 702          | 5 456         | 1 418        | 13 619        | 1 076        | 957          | 596          | 342          | 3 876        | 3 143        | 4 016         | 3 542        | 35       |
| 1 414                | 950            | 397           | 66           | 1 356         | 58           | 57           | 50           | 7            | 673          | 284          | 284           | 172          | 36       |
| 11 530               | 4 176          | 4 653         | 2 700        | 8 905         | 1 172        | 2 624        | 1 078        | 1 529        | 1 530        | 2 219        | 4 519         | 3 262        | 37       |
| 2 462                | 1 059          | 941           | 462          | 1 970         | 194          | 492          | 225          | 267          | 907          | 1 006        | 330           | 219          | 38       |
| 905                  | 247            | 288           | 370          | 533           | 111          | 372          | 113          | 259          | 198          | 389          | 168           | 150          | 39       |
| 3 567                | 1 173          | 1 172         | 1 222        | 2 474         | 501          | 1 092        | 363          | 721          | 129          | 353          | 1 919         | 1 166        | 40       |
| 4 419                | 1 635          | 2 168         | 616          | 3 797         | 352          | 622          | 349          | 263          | 266          | 447          | 2 037         | 1 669        | 41       |
| 177                  | 62             | 84            | 31           | 131           | 13           | 46           | 29           | 17           | 29           | 24           | 66            | 58           | 42       |
| 990                  | 406            | 367           | 217          | 807           | 114          | 183          | 80           | 103          | 178          | 202          | 330           | 280          | 43       |
| 1 516                | 678            | 532           | 306          | 1 249         | 149          | 267          | 109          | 158          | 328          | 333          | 449           | 406          | 44       |
| 861                  | 402            | 275           | 184          | 718           | 96           | 143          | 56           | 88           | 202          | 178          | 270           | 212          | 45       |
| 1 229                | 607            | 363           | 258          | 1 012         | 136          | 217          | 92           | 122          | 272          | 255          | 398           | 304          | 46       |
| 769                  | 361            | 243           | 165          | 643           | 92           | 126          | 53           | 73           | 161          | 129          | 282           | 197          | 47       |
| 587                  | 348            | 170           | 70           | 520           | 35           | 67           | 32           | 35           | 150          | 128          | 190           | 120          | 48       |
| 1 860                | 924            | 508           | 428          | 1 507         | 202          | 353          | 128          | 226          | 281          | 459          | 605           | 515          | 49       |
| 2 396                | 1 938          | 411           | 47           | 2 336         | 32           | 61           | 45           | 15           | 844          | 245          | 522           | 786          | 50       |
| 1 218                | 589            | 359           | 270          | 1 028         | 146          | 190          | 65           | 124          | 249          | 314          | 391           | 264          | 51       |
| 24 237               | 10 183         | 9 740         | 4 314        | 20 429        | 2 261        | 3 808        | 1 719        | 2 053        | 4 722        | 4 923        | 8 478         | 6 113        | 52       |
| 811                  | 388            | 323           | 100          | 731           | 56           | 80           | 34           | 44           | 171          | 128          | 327           | 185          | 53       |
| 1 136                | 79             | 437           | 620          | 313           | 93           | 823          | 296          | 527          | 78           | 182          | 635           | 241          | 54       |
| 406                  | 17             | 185           | 204          | 98            | 23           | 308          | 126          | 182          | 38           | 72           | 214           | 82           | 55       |
| 193                  | 6              | 65            | 121          | 35            | 14           | 157          | 50           | 107          | 17           | 28           | 118           | 30           | 56       |
| 334                  | 56             | 121           | 157          | 134           | 35           | 200          | 78           | 122          | 10           | 59           | 190           | 74           | 57       |
| 203                  | -              | 66            | 137          | 45            | 22           | 158          | 43           | 116          | 13           | 23           | 112           | 55           | 58       |
| 2 676                | 831            | 1 306         | 538          | 1 979         | 223          | 697          | 377          | 316          | 198          | 541          | 1 103         | 833          | 59       |
| 654                  | 182            | 339           | 134          | 468           | 60           | 186          | 110          | 74           | 81           | 121          | 265           | 187          | 60       |
| 122                  | 42             | 67            | 13           | 92            | -            | 30           | 17           | 13           | 5            | 18           | 76            | 24           | 61       |



**Table 4-3. Size of Unit and Lot—Renter Occupied Units**

[Numbers in thousands. Consistent with the 1990 Census. ... means not applicable or sample too small. – means zero or rounds to zero]

| Characteristics                       | Total occupied units | Housing unit characteristics |              |                   |              |              | Household characteristics |                             |                    |                     |  |
|---------------------------------------|----------------------|------------------------------|--------------|-------------------|--------------|--------------|---------------------------|-----------------------------|--------------------|---------------------|--|
|                                       |                      | New construction 4 years     | Mobile homes | Physical problems |              | Black        | Hispanic                  | Elderly (65 years and over) | Moved in past year | Below poverty level |  |
|                                       |                      |                              |              | Severe            | Moderate     |              |                           |                             |                    |                     |  |
| <b>1 Total</b>                        | <b>34 007</b>        | <b>1 056</b>                 | <b>1 136</b> | <b>1 184</b>      | <b>2 769</b> | <b>6 923</b> | <b>4 955</b>              | <b>4 227</b>                | <b>11 811</b>      | <b>7 988</b>        |  |
| <b>Rooms</b>                          |                      |                              |              |                   |              |              |                           |                             |                    |                     |  |
| 2 1 room                              | 401                  | 2                            | –            | 142               | 113          | 66           | 52                        | 62                          | 124                | 169                 |  |
| 3 2 rooms                             | 943                  | –                            | 6            | 48                | 135          | 148          | 167                       | 151                         | 408                | 316                 |  |
| 4 3 rooms                             | 7 977                | 243                          | 47           | 282               | 627          | 1 527        | 1 157                     | 1 634                       | 2 839              | 1 934               |  |
| 5 4 rooms                             | 12 068               | 385                          | 595          | 354               | 955          | 2 437        | 1 933                     | 1 254                       | 4 347              | 2 834               |  |
| 6 5 rooms                             | 7 338                | 301                          | 375          | 232               | 566          | 1 673        | 1 086                     | 682                         | 2 390              | 1 694               |  |
| 7 6 rooms                             | 3 488                | 90                           | 72           | 90                | 265          | 746          | 422                       | 299                         | 1 165              | 708                 |  |
| 8 7 rooms                             | 1 143                | 22                           | 37           | 25                | 81           | 254          | 88                        | 90                          | 353                | 223                 |  |
| 9 8 rooms                             | 401                  | 7                            | 5            | 10                | 22           | 46           | 26                        | 28                          | 125                | 70                  |  |
| 10 9 rooms                            | 137                  | 5                            | –            | –                 | 6            | 11           | 13                        | 12                          | 36                 | 21                  |  |
| 11 10 rooms or more                   | 110                  | 1                            | –            | 2                 | –            | 14           | 10                        | 16                          | 24                 | 20                  |  |
| <b>Rooms Used for Business</b>        |                      |                              |              |                   |              |              |                           |                             |                    |                     |  |
| Business only                         |                      |                              |              |                   |              |              |                           |                             |                    |                     |  |
| 12 1 or more rooms with direct access | 795                  | 24                           | 21           | 18                | 54           | 160          | 116                       | 98                          | 246                | 181                 |  |
| 13 1 or more rooms, no direct access  | 831                  | 22                           | 6            | 33                | 61           | 110          | 66                        | 53                          | 268                | 99                  |  |
| 14 Not reported                       | 72                   | 7                            | 5            | –                 | 3            | 5            | 4                         | 10                          | 16                 | 18                  |  |
| Business and other use                |                      |                              |              |                   |              |              |                           |                             |                    |                     |  |
| 15 1 or more rooms                    | 2 756                | 120                          | 68           | 64                | 201          | 426          | 232                       | 127                         | 961                | 286                 |  |
| 16 Not reported                       | 88                   | 7                            | 5            | –                 | 3            | 7            | 5                         | 9                           | 21                 | 24                  |  |
| <b>Bedrooms</b>                       |                      |                              |              |                   |              |              |                           |                             |                    |                     |  |
| 17 None                               | 814                  | 2                            | –            | 156               | 172          | 135          | 106                       | 116                         | 288                | 298                 |  |
| 18 1                                  | 10 255               | 286                          | 65           | 373               | 825          | 1 987        | 1 509                     | 1 996                       | 3 614              | 2 458               |  |
| 19 2                                  | 14 744               | 481                          | 688          | 432               | 1 122        | 2 963        | 2 274                     | 1 505                       | 5 239              | 3 316               |  |
| 20 3                                  | 6 733                | 236                          | 343          | 187               | 557          | 1 540        | 908                       | 503                         | 2 248              | 1 546               |  |
| 21 4 or more                          | 1 461                | 51                           | 40           | 36                | 94           | 297          | 157                       | 107                         | 421                | 370                 |  |
| <b>Complete Bathrooms</b>             |                      |                              |              |                   |              |              |                           |                             |                    |                     |  |
| 22 None                               | 413                  | 9                            | 12           | 251               | 51           | 110          | 56                        | 68                          | 133                | 163                 |  |
| 23 1                                  | 24 188               | 417                          | 643          | 822               | 2 235        | 5 207        | 3 760                     | 3 345                       | 8 068              | 6 167               |  |
| 24 1 and one-half                     | 3 446                | 84                           | 136          | 80                | 188          | 701          | 400                       | 340                         | 1 105              | 704                 |  |
| 25 2 or more                          | 5 960                | 547                          | 345          | 30                | 295          | 906          | 738                       | 472                         | 2 506              | 954                 |  |
| <b>Square Footage of Unit</b>         |                      |                              |              |                   |              |              |                           |                             |                    |                     |  |
| Single detached and mobile homes      |                      |                              |              |                   |              |              |                           |                             |                    |                     |  |
| 26 Less than 500                      | 9 201                | 176                          | 1 136        | 275               | 853          | 1 519        | 1 112                     | 874                         | 2 850              | 2 102               |  |
| 27 500 to 749                         | 264                  | 4                            | 70           | 33                | 23           | 35           | 67                        | 35                          | 97                 | 74                  |  |
| 28 750 to 999                         | 807                  | –                            | 282          | 18                | 142          | 139          | 98                        | 79                          | 285                | 267                 |  |
| 29 1,000 to 1,499                     | 1 364                | 15                           | 332          | 48                | 152          | 230          | 227                       | 121                         | 413                | 356                 |  |
| 30 1,500 to 1,999                     | 2 788                | 59                           | 268          | 75                | 238          | 432          | 267                       | 257                         | 882                | 573                 |  |
| 31 2,000 to 2,499                     | 1 611                | 27                           | 54           | 33                | 111          | 248          | 130                       | 125                         | 517                | 255                 |  |
| 32 2,500 to 2,999                     | 638                  | 17                           | 14           | 14                | 42           | 73           | 56                        | 50                          | 177                | 103                 |  |
| 33 3,000 to 3,999                     | 254                  | 9                            | –            | 2                 | 22           | 37           | 9                         | 31                          | 74                 | 54                  |  |
| 34 4,000 or more                      | 254                  | 3                            | 3            | 2                 | 10           | 29           | 27                        | 34                          | 74                 | 42                  |  |
| 35 Not reported                       | 151                  | 4                            | 5            | 6                 | 10           | 24           | 12                        | 20                          | 40                 | 16                  |  |
| 36 Not reported                       | 1 070                | 38                           | 107          | 44                | 103          | 271          | 220                       | 122                         | 291                | 362                 |  |
| 37 <b>Median</b>                      | <b>1 293</b>         | <b>1 422</b>                 | <b>872</b>   | <b>1 116</b>      | <b>1 121</b> | <b>1 254</b> | <b>1 102</b>              | <b>1 274</b>                | <b>1 274</b>       | <b>1 151</b>        |  |
| <b>Lot Size<sup>1</sup></b>           |                      |                              |              |                   |              |              |                           |                             |                    |                     |  |
| 38 Less than one-eighth acre          | 2 613                | 75                           | 292          | 58                | 217          | 520          | 464                       | 270                         | 863                | 732                 |  |
| 39 One-eighth up to one-quarter acre  | 4 585                | 99                           | 278          | 156               | 371          | 1 009        | 672                       | 381                         | 1 554              | 1 116               |  |
| 40 One-quarter up to one-half acre    | 1 377                | 48                           | 116          | 39                | 95           | 225          | 179                       | 119                         | 532                | 231                 |  |
| 41 One-half up to one acre            | 1 352                | 38                           | 135          | 25                | 85           | 212          | 129                       | 109                         | 454                | 284                 |  |
| 42 1 up to 5 acres                    | 1 631                | 54                           | 229          | 33                | 144          | 249          | 102                       | 183                         | 516                | 337                 |  |
| 43 5 up to 10 acres                   | 183                  | 15                           | 48           | 3                 | 30           | 28           | 8                         | 19                          | 42                 | 44                  |  |
| 44 10 acres or more                   | 543                  | 11                           | 32           | 14                | 59           | 92           | 49                        | 52                          | 172                | 116                 |  |
| 45 <b>Median</b>                      | <b>.22</b>           | <b>.24</b>                   | <b>.25</b>   | <b>.21</b>        | <b>.22</b>   | <b>.21</b>   | <b>.19</b>                | <b>.22</b>                  | <b>.22</b>         | <b>.21</b>          |  |
| <b>Persons per Room</b>               |                      |                              |              |                   |              |              |                           |                             |                    |                     |  |
| 46 0.50 or less                       | 21 099               | 694                          | 617          | 565               | 1 529        | 4 041        | 1 731                     | 3 736                       | 7 188              | 4 370               |  |
| 47 0.51 to 1.00                       | 11 242               | 336                          | 458          | 513               | 997          | 2 573        | 2 372                     | 462                         | 4 077              | 2 887               |  |
| 48 1.01 to 1.50                       | 1 346                | 22                           | 61           | 73                | 171          | 258          | 659                       | 26                          | 454                | 566                 |  |
| 49 1.51 or more                       | 320                  | 4                            | –            | 33                | 73           | 50           | 193                       | 3                           | 93                 | 166                 |  |
| <b>Persons per Bedroom</b>            |                      |                              |              |                   |              |              |                           |                             |                    |                     |  |
| 50 0.50 or less                       | 5 259                | 174                          | 288          | 123               | 399          | 1 021        | 328                       | 1 163                       | 1 479              | 1 145               |  |
| 51 0.51 to 1.00                       | 16 027               | 571                          | 411          | 452               | 1 140        | 3 167        | 1 374                     | 2 525                       | 5 781              | 3 377               |  |
| 52 1.01 to 1.50                       | 4 616                | 147                          | 226          | 160               | 350          | 1 065        | 813                       | 100                         | 1 708              | 1 113               |  |
| 53 1.51 or more                       | 7 291                | 162                          | 212          | 293               | 709          | 1 535        | 2 333                     | 322                         | 2 555              | 2 055               |  |
| 54 No bedrooms                        | 814                  | 2                            | –            | 156               | 172          | 135          | 106                       | 116                         | 288                | 298                 |  |
| <b>Square Feet per Person</b>         |                      |                              |              |                   |              |              |                           |                             |                    |                     |  |
| Single detached and mobile homes      |                      |                              |              |                   |              |              |                           |                             |                    |                     |  |
| 55 Less than 200                      | 9 201                | 176                          | 1 136        | 275               | 853          | 1 519        | 1 112                     | 874                         | 2 850              | 2 102               |  |
| 56 200 to 299                         | 523                  | 5                            | 128          | 19                | 92           | 107          | 153                       | 16                          | 210                | 202                 |  |
| 57 300 to 399                         | 1 142                | 25                           | 207          | 39                | 144          | 211          | 233                       | 42                          | 370                | 314                 |  |
| 58 400 to 499                         | 1 219                | 11                           | 209          | 32                | 91           | 207          | 150                       | 45                          | 402                | 308                 |  |
| 59 500 to 599                         | 993                  | 23                           | 91           | 50                | 88           | 160          | 114                       | 41                          | 333                | 162                 |  |
| 60 600 to 699                         | 827                  | 15                           | 64           | 16                | 60           | 102          | 56                        | 37                          | 278                | 141                 |  |
| 61 700 to 799                         | 668                  | 7                            | 63           | 9                 | 52           | 73           | 35                        | 74                          | 209                | 89                  |  |
| 62 800 to 899                         | 477                  | 10                           | 58           | 15                | 29           | 77           | 21                        | 63                          | 162                | 81                  |  |
| 63 900 to 999                         | 417                  | 2                            | 52           | 14                | 29           | 55           | 34                        | 51                          | 112                | 78                  |  |
| 64 1,000 to 1,499                     | 364                  | 4                            | 55           | 6                 | 26           | 47           | 23                        | 47                          | 94                 | 81                  |  |
| 65 1,500 or more                      | 888                  | 23                           | 89           | 18                | 87           | 136          | 31                        | 173                         | 240                | 167                 |  |
| 66 Not reported                       | 613                  | 12                           | 14           | 11                | 51           | 73           | 41                        | 164                         | 149                | 118                 |  |
| 67 Not reported                       | 1 070                | 38                           | 107          | 44                | 103          | 271          | 220                       | 122                         | 291                | 362                 |  |
| 68 <b>Median</b>                      | <b>523</b>           | <b>533</b>                   | <b>386</b>   | <b>449</b>        | <b>454</b>   | <b>462</b>   | <b>340</b>                | <b>917</b>                  | <b>489</b>         | <b>428</b>          |  |

<sup>1</sup>Does not include multiunits, cooperatives, or condominiums.

| Total occupied units | In MSAs        |               | Outside MSAs | Urban         |              | Rural        |              |              | Regions      |              |               |              |           |
|----------------------|----------------|---------------|--------------|---------------|--------------|--------------|--------------|--------------|--------------|--------------|---------------|--------------|-----------|
|                      | Central cities | Suburbs       |              | Total         | Outside MSAs | Total        | Suburbs      | Outside MSAs | Northeast    | Midwest      | South         | West         |           |
| <b>34 007</b>        | <b>15 619</b>  | <b>12 766</b> | <b>5 622</b> | <b>29 120</b> | <b>2 940</b> | <b>4 887</b> | <b>2 164</b> | <b>2 683</b> | <b>7 314</b> | <b>6 791</b> | <b>11 209</b> | <b>8 692</b> | <b>1</b>  |
| 401                  | 245            | 118           | 38           | 376           | 21           | 25           | 7            | 17           | 145          | 71           | 52            | 132          | 2         |
| 943                  | 634            | 177           | 133          | 910           | 109          | 33           | 9            | 24           | 268          | 156          | 197           | 322          | 3         |
| 7 977                | 4 246          | 2 825         | 906          | 7 412         | 626          | 565          | 275          | 280          | 2 031        | 1 575        | 2 233         | 2 138        | 4         |
| 12 068               | 5 312          | 4 733         | 2 023        | 10 310        | 1 123        | 1 758        | 843          | 900          | 2 303        | 2 396        | 4 259         | 3 110        | 5         |
| 7 338                | 3 110          | 2 832         | 1 396        | 6 002         | 594          | 1 337        | 529          | 803          | 1 493        | 1 474        | 2 697         | 1 674        | 6         |
| 3 488                | 1 467          | 1 338         | 683          | 2 793         | 319          | 694          | 326          | 364          | 721          | 756          | 1 185         | 826          | 7         |
| 1 143                | 422            | 437           | 284          | 854           | 96           | 289          | 96           | 188          | 221          | 238          | 377           | 308          | 8         |
| 401                  | 122            | 185           | 95           | 292           | 38           | 110          | 51           | 57           | 82           | 78           | 139           | 103          | 9         |
| 137                  | 38             | 68            | 32           | 89            | 5            | 48           | 21           | 26           | 25           | 27           | 35            | 50           | 10        |
| 110                  | 23             | 54            | 32           | 80            | 9            | 29           | 7            | 23           | 26           | 21           | 34            | 29           | 11        |
| 795                  | 291            | 337           | 166          | 636           | 77           | 159          | 68           | 89           | 144          | 130          | 313           | 208          | 12        |
| 831                  | 356            | 348           | 127          | 704           | 61           | 127          | 61           | 67           | 153          | 130          | 265           | 284          | 13        |
| 72                   | 34             | 38            | —            | 58            | —            | 14           | 14           | —            | 7            | 13           | 24            | 28           | 14        |
| 2 756                | 1 189          | 1 136         | 431          | 2 317         | 175          | 439          | 179          | 256          | 487          | 554          | 857           | 857          | 15        |
| 88                   | 44             | 40            | 4            | 74            | 4            | 14           | 14           | —            | 9            | 14           | 29            | 36           | 16        |
| 814                  | 531            | 195           | 88           | 774           | 59           | 39           | 10           | 30           | 236          | 162          | 107           | 309          | 17        |
| 10 255               | 5 600          | 3 545         | 1 110        | 9 550         | 786          | 705          | 369          | 324          | 2 709        | 2 039        | 2 887         | 2 620        | 18        |
| 14 744               | 6 308          | 5 887         | 2 549        | 12 539        | 1 373        | 2 205        | 1 014        | 1 176        | 2 828        | 3 085        | 5 133         | 3 699        | 19        |
| 6 733                | 2 663          | 2 554         | 1 516        | 5 158         | 586          | 1 575        | 638          | 930          | 1 256        | 1 231        | 2 606         | 1 639        | 20        |
| 1 461                | 517            | 585           | 359          | 1 099         | 137          | 363          | 134          | 223          | 285          | 275          | 476           | 425          | 21        |
| 413                  | 239            | 83            | 91           | 347           | 41           | 66           | 14           | 50           | 143          | 79           | 103           | 88           | 22        |
| 24 188               | 11 994         | 8 127         | 4 066        | 21 065        | 2 262        | 3 123        | 1 302        | 1 804        | 6 091        | 5 247        | 7 103         | 5 746        | 23        |
| 3 446                | 1 287          | 1 541         | 619          | 2 892         | 323          | 555          | 257          | 296          | 643          | 768          | 1 234         | 801          | 24        |
| 5 960                | 2 099          | 3 014         | 847          | 4 816         | 314          | 1 144        | 592          | 532          | 437          | 697          | 2 769         | 2 057        | 25        |
| 9 201                | 2 663          | 3 531         | 3 007        | 6 046         | 1 037        | 3 155        | 1 172        | 1 971        | 912          | 1 817        | 3 896         | 2 577        | 26        |
| 264                  | 80             | 88            | 95           | 171           | 38           | 93           | 35           | 58           | 27           | 25           | 130           | 82           | 27        |
| 807                  | 177            | 307           | 322          | 457           | 125          | 349          | 149          | 198          | 80           | 161          | 395           | 170          | 28        |
| 1 364                | 410            | 431           | 523          | 859           | 181          | 505          | 161          | 342          | 84           | 281          | 652           | 347          | 29        |
| 2 788                | 790            | 1 092         | 905          | 1 836         | 315          | 952          | 358          | 590          | 187          | 475          | 1 283         | 842          | 30        |
| 1 611                | 415            | 679           | 517          | 1 062         | 180          | 549          | 210          | 337          | 162          | 313          | 615           | 521          | 31        |
| 638                  | 196            | 250           | 192          | 419           | 56           | 220          | 83           | 136          | 82           | 147          | 233           | 176          | 32        |
| 254                  | 71             | 98            | 85           | 162           | 17           | 92           | 24           | 68           | 51           | 59           | 92            | 52           | 33        |
| 254                  | 60             | 115           | 79           | 179           | 30           | 75           | 26           | 49           | 55           | 53           | 97            | 49           | 34        |
| 151                  | 39             | 72            | 41           | 89            | 7            | 62           | 29           | 33           | 28           | 25           | 54            | 45           | 35        |
| 1 070                | 424            | 398           | 248          | 813           | 88           | 257          | 96           | 160          | 156          | 278          | 345           | 292          | 36        |
| <b>1 293</b>         | <b>1 286</b>   | <b>1 339</b>  | <b>1 242</b> | <b>1 308</b>  | <b>1 207</b> | <b>1 263</b> | <b>1 269</b> | <b>1 261</b> | <b>1 501</b> | <b>1 318</b> | <b>1 233</b>  | <b>1 322</b> | <b>37</b> |
| 2 613                | 1 058          | 1 084         | 471          | 2 216         | 268          | 397          | 192          | 202          | 394          | 512          | 787           | 920          | 38        |
| 4 585                | 1 816          | 1 764         | 1 005        | 3 774         | 523          | 811          | 319          | 483          | 443          | 939          | 1 845         | 1 358        | 39        |
| 1 377                | 450            | 553           | 374          | 1 040         | 158          | 337          | 120          | 216          | 146          | 229          | 593           | 409          | 40        |
| 1 352                | 354            | 577           | 421          | 843           | 132          | 509          | 218          | 289          | 179          | 262          | 641           | 271          | 41        |
| 1 631                | 328            | 590           | 713          | 706           | 120          | 925          | 327          | 593          | 242          | 242          | 867           | 280          | 42        |
| 183                  | 16             | 70            | 97           | 51            | 10           | 132          | 45           | 87           | 11           | 47           | 86            | 39           | 43        |
| 543                  | 135            | 206           | 202          | 270           | 38           | 273          | 109          | 164          | 112          | 113          | 227           | 91           | 44        |
| .22                  | .20            | .22           | .36          | .20           | .21          | .64          | .58          | .70          | .23          | .21          | .24           | .20          | 45        |
| 21 099               | 9 494          | 7 949         | 3 656        | 18 038        | 1 960        | 3 060        | 1 338        | 1 696        | 4 510        | 4 679        | 7 160         | 4 748        | 46        |
| 11 242               | 5 227          | 4 255         | 1 760        | 9 578         | 876          | 1 664        | 767          | 884          | 2 491        | 1 933        | 3 696         | 3 123        | 47        |
| 1 346                | 716            | 457           | 173          | 1 202         | 82           | 144          | 53           | 91           | 263          | 148          | 313           | 623          | 48        |
| 320                  | 182            | 104           | 34           | 302           | 22           | 18           | 6            | 12           | 51           | 31           | 40            | 198          | 49        |
| 5 259                | 2 019          | 2 033         | 1 207        | 4 154         | 548          | 1 104        | 441          | 659          | 981          | 1 221        | 2 090         | 966          | 50        |
| 16 027               | 7 414          | 6 012         | 2 600        | 13 885        | 1 443        | 2 141        | 965          | 1 157        | 3 495        | 3 436        | 5 368         | 3 728        | 51        |
| 4 616                | 1 905          | 1 833         | 878          | 3 807         | 450          | 809          | 374          | 428          | 960          | 828          | 1 587         | 1 241        | 52        |
| 7 291                | 3 750          | 2 693         | 849          | 6 499         | 440          | 792          | 374          | 409          | 1 641        | 1 145        | 2 057         | 2 448        | 53        |
| 814                  | 531            | 195           | 88           | 774           | 59           | 39           | 10           | 30           | 236          | 162          | 107           | 309          | 54        |
| 9 201                | 2 663          | 3 531         | 3 007        | 6 046         | 1 037        | 3 155        | 1 172        | 1 971        | 912          | 1 817        | 3 896         | 2 577        | 55        |
| 523                  | 155            | 216           | 151          | 344           | 44           | 179          | 72           | 107          | 41           | 85           | 248           | 150          | 56        |
| 1 142                | 350            | 395           | 397          | 739           | 138          | 403          | 144          | 259          | 67           | 190          | 515           | 370          | 57        |
| 1 219                | 324            | 484           | 410          | 771           | 142          | 448          | 175          | 268          | 87           | 239          | 523           | 369          | 58        |
| 993                  | 296            | 436           | 261          | 681           | 92           | 312          | 143          | 169          | 67           | 198          | 409           | 320          | 59        |
| 827                  | 231            | 356           | 241          | 566           | 94           | 262          | 114          | 147          | 66           | 163          | 344           | 255          | 60        |
| 668                  | 186            | 272           | 211          | 436           | 86           | 232          | 103          | 125          | 81           | 93           | 334           | 160          | 61        |
| 477                  | 122            | 164           | 191          | 299           | 67           | 177          | 52           | 123          | 51           | 100          | 199           | 127          | 62        |
| 417                  | 88             | 145           | 184          | 258           | 66           | 160          | 42           | 118          | 46           | 79           | 168           | 125          | 63        |
| 364                  | 100            | 122           | 142          | 236           | 56           | 128          | 42           | 86           | 58           | 75           | 140           | 91           | 64        |
| 888                  | 245            | 302           | 341          | 531           | 99           | 357          | 115          | 242          | 103          | 197          | 404           | 184          | 65        |
| 613                  | 144            | 239           | 230          | 373           | 64           | 240          | 74           | 166          | 90           | 121          | 268           | 134          | 66        |
| 1 070                | 424            | 398           | 248          | 813           | 88           | 257          | 96           | 160          | 156          | 278          | 345           | 292          | 67        |
| <b>523</b>           | <b>498</b>     | <b>510</b>    | <b>567</b>   | <b>514</b>    | <b>562</b>   | <b>541</b>   | <b>504</b>   | <b>570</b>   | <b>662</b>   | <b>536</b>   | <b>524</b>    | <b>479</b>   | <b>68</b> |

**Table 4-4. Selected Equipment and Plumbing—Renter Occupied Units**

[Numbers in thousands. Consistent with the 1990 Census. ... means not applicable or sample too small. – means zero or rounds to zero]

| Characteristics                            |   | Total occupied units | Housing unit characteristics |              |                   |              | Household characteristics |              |                             |                    |                     |
|--|---|----------------------|------------------------------|--------------|-------------------|--------------|---------------------------|--------------|-----------------------------|--------------------|---------------------|
|  |   |                      | New construction 4 years     | Mobile homes | Physical problems |              | Black                     | Hispanic     | Elderly (65 years and over) | Moved in past year | Below poverty level |
|  |   |                      |                              |              | Severe            | Moderate     |                           |              |                             |                    |                     |
| <b>1</b>                                   | <b>Total .....</b>  | <b>34 007</b>        | <b>1 056</b>                 | <b>1 136</b> | <b>1 184</b>      | <b>2 769</b> | <b>6 923</b>              | <b>4 955</b> | <b>4 227</b>                | <b>11 811</b>      | <b>7 988</b>        |
| <b>Equipment<sup>1</sup></b>               |   |                      |                              |              |                   |              |                           |              |                             |                    |                     |
| 2  | Lacking complete kitchen facilities .....                             | 1 355                | 37                           | 6            | 180               | 1 176        | 347                       | 201          | 159                         | 541                | 432                 |
| 3  | With complete kitchen (sink, refrigerator, and oven or burners) ..... | 32 652               | 1 019                        | 1 130        | 1 004             | 1 593        | 6 575                     | 4 754        | 4 068                       | 11 270             | 7 556               |
| 4  | Kitchen sink .....  | 33 734               | 1 052                        | 1 136        | 1 071             | 2 608        | 6 858                     | 4 941        | 4 191                       | 11 744             | 7 869               |
| 5  | Refrigerator .....  | 33 727               | 1 052                        | 1 133        | 1 085             | 2 588        | 6 827                     | 4 913        | 4 197                       | 11 706             | 7 854               |
| 6  | Cooking stove or range .....  | 33 457               | 1 047                        | 1 122        | 1 034             | 2 531        | 6 792                     | 4 877        | 4 158                       | 11 607             | 7 774               |
| 7  | Burners, no stove or range .....                                      | 84                   | 3                            | 5            | 9                 | 10           | 12                        | 14           | 7                           | 34                 | 16                  |
| 8  | Microwave oven only .....   | 214                  | 7                            | 5            | 32                | 84           | 37                        | 31           | 26                          | 79                 | 73                  |
| 9  | Dishwasher .....  | 12 799               | 853                          | 228          | 228               | 636          | 1 834                     | 1 380        | 1 135                       | 5 286              | 1 818               |
| 10   | Washing machine .....   | 15 403               | 746                          | 804          | 401               | 1 114        | 2 794                     | 1 744        | 1 557                       | 4 964              | 3 065               |
| 11   | Clothes dryer .....   | 13 716               | 746                          | 731          | 290               | 907          | 2 109                     | 1 226        | 1 273                       | 4 669              | 2 377               |
| 12   | Disposal in kitchen sink .....  | 13 685               | 785                          | 117          | 265               | 694          | 2 163                     | 1 913        | 1 542                       | 5 618              | 2 396               |
| 13   | Trash compactor .....   | 703                  | 27                           | 10           | 26                | 37           | 189                       | 131          | 75                          | 267                | 117                 |
| <b>Air conditioning:</b>                   |   |                      |                              |              |                   |              |                           |              |                             |                    |                     |
| 14   | Central .....   | 13 711               | 826                          | 433          | 286               | 701          | 2 764                     | 1 715        | 1 594                       | 5 638              | 2 738               |
| 15   | Additional central .....  | 554                  | 46                           | 11           | 14                | 39           | 107                       | 91           | 53                          | 266                | 116                 |
| 16   | 1 room unit .....   | 7 895                | 80                           | 353          | 310               | 851          | 1 642                     | 1 176        | 1 145                       | 2 313              | 2 008               |
| 17   | 2 room units .....  | 2 502                | 4                            | 83           | 89                | 289          | 509                       | 365          | 368                         | 610                | 501                 |
| 18   | 3 room units or more .....  | 650                  | –                            | 8            | 13                | 103          | 122                       | 97           | 55                          | 120                | 137                 |
| <b>Main Heating Equipment</b>              |   |                      |                              |              |                   |              |                           |              |                             |                    |                     |
| 19   | Warm-air furnace .....  | 17 117               | 574                          | 842          | 467               | 963          | 3 590                     | 1 953        | 1 751                       | 6 438              | 3 759               |
| 20   | Steam or hot water system .....                                       | 5 572                | 43                           | 5            | 357               | 460          | 1 224                     | 905          | 957                         | 1 329              | 1 268               |
| 21   | Electric heat pump .....  | 3 183                | 285                          | 86           | 40                | 118          | 712                       | 484          | 354                         | 1 408              | 644                 |
| 22   | Built-in electric units .....   | 2 654                | 74                           | 25           | 55                | 156          | 320                       | 264          | 478                         | 968                | 631                 |
| 23   | Floor, wall, or other built-in hot-air units without ducts .....      | 2 907                | 44                           | 49           | 106               | 208          | 449                       | 766          | 333                         | 902                | 804                 |
| 24   | Room heaters with flue .....  | 685                  | 9                            | 12           | 38                | 52           | 156                       | 101          | 124                         | 175                | 254                 |
| 25   | Room heaters without flue .....                                       | 723                  | 8                            | 46           | 31                | 692          | 269                       | 154          | 95                          | 210                | 304                 |
| 26   | Portable electric heaters .....                                       | 345                  | –                            | 35           | 22                | 37           | 59                        | 107          | 48                          | 94                 | 104                 |
| 27   | Stoves .....  | 199                  | 4                            | 11           | 24                | 6            | 37                        | 11           | 33                          | 37                 | 50                  |
| 28   | Fireplaces with inserts .....   | 17                   | 5                            | –            | –                 | –            | 4                         | 4            | 2                           | 9                  | 2                   |
| 29   | Fireplaces without inserts .....                                      | 22                   | –                            | –            | 1                 | 2            | 4                         | 9            | –                           | 7                  | 2                   |
| 30   | Other .....   | 176                  | 9                            | 7            | 8                 | 13           | 45                        | 26           | 20                          | 83                 | 43                  |
| 31   | Cooking stove .....   | 68                   | –                            | –            | 8                 | 3            | 11                        | 15           | 5                           | 24                 | 17                  |
| 32   | None .....  | 338                  | –                            | 18           | 27                | 60           | 45                        | 156          | 27                          | 128                | 107                 |
| <b>Other Heating Equipment<sup>1</sup></b> |   |                      |                              |              |                   |              |                           |              |                             |                    |                     |
| 33   | Warm-air furnace .....  | 131                  | 1                            | 2            | –                 | 12           | 30                        | 9            | 17                          | 48                 | 31                  |
| 34   | Steam or hot water system .....                                       | 91                   | –                            | –            | 9                 | 16           | 11                        | 30           | 14                          | 24                 | 20                  |
| 35   | Electric heat pump .....  | 53                   | 3                            | –            | –                 | 5            | 17                        | 4            | 9                           | 10                 | 18                  |
| 36   | Built-in electric units .....   | 686                  | 33                           | 12           | 12                | 66           | 97                        | 72           | 105                         | 221                | 154                 |
| 37   | Floor, wall, or other built-in hot-air units without ducts .....      | 90                   | –                            | 9            | 3                 | 11           | 29                        | 17           | 16                          | 30                 | 33                  |
| 38   | Room heaters with flue .....  | 114                  | 6                            | 5            | 10                | 15           | 27                        | 7            | 28                          | 27                 | 31                  |
| 39   | Room heaters without flue .....                                       | 431                  | 7                            | 64           | 26                | 83           | 82                        | 38           | 28                          | 97                 | 92                  |
| 40   | Portable electric heaters .....                                       | 1 871                | 22                           | 83           | 132               | 260          | 366                       | 234          | 267                         | 463                | 399                 |
| 41   | Stoves .....  | 453                  | 10                           | 38           | 19                | 30           | 38                        | 38           | 57                          | 119                | 83                  |
| 42   | Fireplaces with inserts .....   | 423                  | 14                           | 16           | 15                | 20           | 64                        | 55           | 23                          | 155                | 76                  |
| 43   | Fireplaces without inserts .....                                      | 655                  | 45                           | 8            | 14                | 29           | 77                        | 73           | 26                          | 358                | 102                 |
| 44   | Other .....   | 98                   | –                            | 3            | 12                | 6            | 20                        | 22           | 22                          | 22                 | 36                  |
| 45   | Cooking stove .....   | 237                  | 4                            | 11           | 23                | 31           | 66                        | 43           | 54                          | 51                 | 59                  |
| 46   | None .....  | 29 039               | 935                          | 880          | 929               | 2 205        | 6 070                     | 4 210        | 3 667                       | 10 229             | 6 890               |
| 47   | Used as parallel heating equipment <sup>1</sup> .....                 | 824                  | 24                           | 22           | 39                | 88           | 111                       | 97           | 113                         | 257                | 196                 |
| 48   | Warm-air furnace .....  | 49                   | –                            | –            | –                 | 10           | 13                        | –            | 7                           | 17                 | 10                  |
| 49   | Steam or hot water system .....                                       | 48                   | –                            | –            | 5                 | 11           | 3                         | 19           | 4                           | 12                 | 19                  |
| 50   | Electric heat pump .....  | 10                   | 3                            | –            | –                 | 2            | 5                         | –            | 2                           | –                  | 5                   |
| 51   | Built-in electric units .....   | 308                  | 10                           | 2            | 7                 | 35           | 38                        | 31           | 57                          | 99                 | 58                  |
| 52   | Floor, wall, or other built-in hot-air units without ducts .....      | 31                   | –                            | 9            | 1                 | 2            | 1                         | 6            | 2                           | 12                 | 11                  |
| 53   | Room heaters with flue .....  | 31                   | –                            | –            | 5                 | 4            | 8                         | 2            | 6                           | 9                  | 9                   |
| 54   | Stoves .....  | 111                  | –                            | 7            | 4                 | 8            | 4                         | 9            | 10                          | 27                 | 17                  |
| 55   | Fireplaces with inserts .....   | 87                   | –                            | –            | 2                 | 8            | 16                        | 13           | 6                           | 35                 | 21                  |
| 56   | Fireplaces with no inserts .....                                      | 114                  | 11                           | –            | 3                 | 6            | 14                        | 5            | 8                           | 38                 | 21                  |
| 57   | Cooking stove .....   | 40                   | –                            | –            | 6                 | 4            | 11                        | 3            | 10                          | 6                  | 9                   |
| 58   | Other .....   | 41                   | –                            | 3            | 9                 | 4            | –                         | 12           | 6                           | 16                 | 20                  |
| 59   | Used as supplemental heating equipment <sup>1</sup> .....             | 3 646                | 94                           | 215          | 192               | 421          | 644                       | 441          | 438                         | 1 117              | 752                 |
| 60   | Warm-air furnace .....  | 40                   | –                            | 2            | –                 | 2            | 5                         | 1            | 3                           | 13                 | 9                   |
| 61   | Steam or hot water system .....                                       | 27                   | –                            | –            | 5                 | 2            | 1                         | 6            | 9                           | 3                  | –                   |
| 62   | Electric heat pump .....  | 37                   | –                            | –            | –                 | 3            | 9                         | 3            | 3                           | 9                  | 11                  |
| 63   | Built-in electric units .....   | 352                  | 17                           | 6            | 5                 | 29           | 55                        | 33           | 45                          | 110                | 83                  |
| 64   | Floor, wall, or other built-in hot-air units without ducts .....      | 45                   | –                            | –            | 2                 | 7            | 22                        | 8            | 13                          | 14                 | 15                  |
| 65   | Room heaters with flue .....  | 50                   | –                            | 2            | 4                 | 10           | 12                        | 1            | 12                          | 10                 | 16                  |
| 66   | Room heaters without flue .....                                       | 431                  | 7                            | 64           | 26                | 83           | 82                        | 38           | 28                          | 97                 | 92                  |
| 67   | Portable electric heaters .....                                       | 1 871                | 22                           | 83           | 132               | 260          | 366                       | 234          | 267                         | 463                | 399                 |
| 68   | Stoves .....  | 335                  | 7                            | 28           | 15                | 22           | 33                        | 27           | 45                          | 87                 | 65                  |
| 69   | Fireplaces with inserts .....   | 211                  | 14                           | 16           | 5                 | 13           | 30                        | 26           | 13                          | 71                 | 26                  |
| 70   | Fireplaces with no inserts .....                                      | 536                  | 34                           | 8            | 11                | 23           | 63                        | 66           | 18                          | 315                | 81                  |
| 71   | Cooking stove .....   | 148                  | –                            | 5            | 15                | 22           | 46                        | 27           | 40                          | 21                 | 43                  |
| 72   | Other .....   | 53                   | –                            | 3            | 3                 | 8            | 5                         | 7            | 14                          | 4                  | 15                  |
| <b>Plumbing</b>                            |   |                      |                              |              |                   |              |                           |              |                             |                    |                     |
| 73   | With all plumbing facilities .....                                    | 33 231               | 1 029                        | 1 124        | 408               | 2 769        | 6 744                     | 4 814        | 4 101                       | 11 579             | 7 746               |
| 74   | Lacking some or all plumbing facilities <sup>1</sup> .....            | 776                  | 27                           | 12           | 776               | –            | 179                       | 141          | 126                         | 232                | 242                 |
| 75   | No hot piped water .....  | 188                  | 4                            | 4            | 188               | –            | 70                        | 28           | 32                          | 64                 | 83                  |
| 76   | No bathtub and no shower .....  | 198                  | 4                            | 2            | 198               | –            | 54                        | 26           | 30                          | 66                 | 84                  |
| 77   | No flush toilet .....   | 188                  | 4                            | 2            | 188               | –            | 47                        | 27           | 25                          | 67                 | 81                  |
| 78   | No exclusive use .....  | 550                  | 23                           | 8            | 550               | –            | 99                        | 109          | 91                          | 156                | 146                 |

| Total occupied units | In MSAs        |         | Outside MSAs | Urban  |              | Rural |         |              | Regions   |         |        |       |    |
|----------------------|----------------|---------|--------------|--------|--------------|-------|---------|--------------|-----------|---------|--------|-------|----|
|                      | Central cities | Suburbs |              | Total  | Outside MSAs | Total | Suburbs | Outside MSAs | Northeast | Midwest | South  | West  |    |
| 34 007               | 15 619         | 12 766  | 5 622        | 29 120 | 2 940        | 4 887 | 2 164   | 2 683        | 7 314     | 6 791   | 11 209 | 8 692 | 1  |
| 1 355                | 749            | 444     | 162          | 1 252  | 105          | 103   | 46      | 57           | 328       | 275     | 363    | 390   | 2  |
| 32 652               | 14 869         | 12 322  | 5 460        | 27 868 | 2 835        | 4 784 | 2 118   | 2 626        | 6 987     | 6 516   | 10 846 | 8 303 | 3  |
| 33 734               | 15 480         | 12 677  | 5 577        | 28 878 | 2 915        | 4 856 | 2 154   | 2 662        | 7 222     | 6 732   | 11 152 | 8 628 | 4  |
| 33 727               | 15 457         | 12 689  | 5 581        | 28 868 | 2 919        | 4 859 | 2 157   | 2 662        | 7 219     | 6 733   | 11 141 | 8 634 | 5  |
| 33 457               | 15 318         | 12 591  | 5 547        | 28 610 | 2 887        | 4 847 | 2 147   | 2 660        | 7 176     | 6 663   | 11 053 | 8 565 | 6  |
| 84                   | 42             | 27      | 15           | 76     | 12           | 8     | 3       | 3            | 24        | 25      | 17     | 18    | 7  |
| 214                  | 113            | 78      | 24           | 200    | 17           | 14    | 7       | 6            | 51        | 46      | 61     | 55    | 8  |
| 12 799               | 5 164          | 6 237   | 1 398        | 11 122 | 716          | 1 677 | 969     | 682          | 1 524     | 1 975   | 5 318  | 3 982 | 9  |
| 15 403               | 5 739          | 6 394   | 3 271        | 12 016 | 1 421        | 3 388 | 1 512   | 1 850        | 2 595     | 2 912   | 6 048  | 3 847 | 10 |
| 13 716               | 4 721          | 6 019   | 2 976        | 10 583 | 1 296        | 3 133 | 1 426   | 1 681        | 1 923     | 2 836   | 5 440  | 3 517 | 11 |
| 13 685               | 6 085          | 6 427   | 1 173        | 12 578 | 816          | 1 107 | 725     | 358          | 1 017     | 2 694   | 4 687  | 5 287 | 12 |
| 703                  | 370            | 266     | 67           | 645    | 34           | 58    | 25      | 33           | 125       | 110     | 256    | 213   | 13 |
| 13 711               | 5 761          | 6 133   | 1 817        | 11 892 | 1 083        | 1 819 | 1 063   | 733          | 867       | 2 456   | 7 718  | 2 670 | 14 |
| 554                  | 257            | 239     | 58           | 475    | 37           | 79    | 59      | 20           | 30        | 39      | 341    | 144   | 15 |
| 7 895                | 3 716          | 2 586   | 1 593        | 6 642  | 790          | 1 253 | 448     | 803          | 2 583     | 2 284   | 1 711  | 1 317 | 16 |
| 2 502                | 1 204          | 848     | 449          | 2 118  | 231          | 384   | 161     | 218          | 993       | 523     | 857    | 128   | 17 |
| 650                  | 311            | 224     | 114          | 549    | 49           | 101   | 33      | 65           | 252       | 85      | 262    | 51    | 18 |
| 17 117               | 7 361          | 6 826   | 2 930        | 14 469 | 1 512        | 2 648 | 1 203   | 1 418        | 2 221     | 4 507   | 6 061  | 4 329 | 19 |
| 5 572                | 3 480          | 1 608   | 484          | 5 223  | 284          | 350   | 148     | 200          | 3 939     | 1 031   | 273    | 329   | 20 |
| 3 183                | 1 394          | 1 449   | 340          | 2 719  | 187          | 464   | 305     | 154          | 105       | 164     | 2 426  | 488   | 21 |
| 2 654                | 924            | 1 007   | 724          | 2 155  | 417          | 499   | 192     | 307          | 629       | 664     | 358    | 1 003 | 22 |
| 2 907                | 1 405          | 1 140   | 363          | 2 692  | 237          | 216   | 88      | 126          | 223       | 237     | 635    | 1 813 | 23 |
| 685                  | 241            | 185     | 259          | 475    | 101          | 210   | 48      | 157          | 91        | 100     | 290    | 203   | 24 |
| 723                  | 302            | 95      | 327          | 518    | 163          | 206   | 41      | 164          | 10        | 21      | 649    | 42    | 25 |
| 345                  | 163            | 160     | 22           | 294    | 11           | 51    | 41      | 10           | 17        | 17      | 199    | 112   | 26 |
| 199                  | 9              | 68      | 123          | 37     | 7            | 162   | 46      | 116          | 20        | 23      | 88     | 68    | 27 |
| 17                   | —              | 15      | 2            | 8      | —            | 9     | 7       | 2            | —         | 2       | 2      | 13    | 28 |
| 22                   | 9              | 11      | 2            | 14     | —            | 8     | 6       | 2            | —         | —       | 8      | 13    | 29 |
| 176                  | 89             | 51      | 36           | 144    | 14           | 31    | 10      | 21           | 23        | 17      | 96     | 39    | 30 |
| 68                   | 42             | 22      | 4            | 59     | —            | 10    | 6       | 4            | 37        | 1       | 18     | 12    | 31 |
| 338                  | 200            | 130     | 9            | 314    | 7            | 24    | 22      | 2            | —         | 6       | 105    | 227   | 32 |
| 131                  | 67             | 33      | 31           | 107    | 17           | 24    | 10      | 14           | 28        | 36      | 35     | 33    | 33 |
| 91                   | 79             | 13      | —            | 89     | —            | 2     | 2       | —            | 74        | 14      | —      | 4     | 34 |
| 53                   | 24             | 22      | 6            | 48     | 2            | 4     | —       | 4            | 12        | 8       | 33     | —     | 35 |
| 686                  | 256            | 240     | 189          | 530    | 84           | 156   | 48      | 106          | 97        | 117     | 185    | 287   | 36 |
| 90                   | 37             | 24      | 29           | 79     | 18           | 11    | —       | 11           | 15        | 6       | 43     | 27    | 37 |
| 114                  | 51             | 27      | 36           | 70     | 2            | 44    | 10      | 34           | 22        | 15      | 51     | 26    | 38 |
| 431                  | 110            | 131     | 190          | 232    | 54           | 199   | 60      | 136          | 45        | 74      | 278    | 34    | 39 |
| 1 871                | 814            | 681     | 377          | 1 491  | 159          | 380   | 155     | 218          | 354       | 353     | 553    | 611   | 40 |
| 453                  | 95             | 151     | 207          | 185    | 28           | 269   | 87      | 180          | 84        | 49      | 105    | 216   | 41 |
| 423                  | 107            | 223     | 93           | 279    | 20           | 145   | 71      | 74           | 14        | 50      | 138    | 221   | 42 |
| 655                  | 263            | 312     | 80           | 551    | 38           | 104   | 62      | 42           | 43        | 57      | 223    | 332   | 43 |
| 98                   | 34             | 39      | 24           | 78     | 9            | 20    | 5       | 15           | 19        | 17      | 32     | 29    | 44 |
| 237                  | 139            | 79      | 19           | 209    | 7            | 28    | 15      | 12           | 69        | 35      | 85     | 48    | 45 |
| 29 039               | 13 620         | 10 914  | 4 504        | 25 343 | 2 532        | 3 696 | 1 690   | 1 973        | 6 553     | 6 027   | 9 587  | 6 870 | 46 |
| 824                  | 301            | 301     | 223          | 586    | 71           | 238   | 87      | 151          | 126       | 100     | 234    | 365   | 47 |
| 49                   | 20             | 21      | 7            | 35     | 3            | 13    | 10      | 4            | 15        | 9       | 10     | 15    | 48 |
| 48                   | 46             | 2       | —            | 48     | —            | —     | —       | —            | 38        | 9       | —      | —     | 49 |
| 10                   | 5              | 5       | —            | 10     | —            | —     | —       | —            | 3         | —       | 7      | —     | 50 |
| 308                  | 117            | 104     | 87           | 243    | 42           | 66    | 20      | 46           | 28        | 40      | 79     | 161   | 51 |
| 31                   | 1              | 10      | 20           | 23     | 13           | 8     | —       | 8            | —         | 2       | 15     | 14    | 52 |
| 31                   | 15             | 5       | 11           | 17     | —            | 14    | 2       | 11           | 8         | 3       | 13     | 7     | 53 |
| 111                  | 11             | 36      | 64           | 29     | 5            | 82    | 22      | 60           | 21        | 6       | 30     | 55    | 54 |
| 87                   | 23             | 47      | 18           | 55     | —            | 32    | 14      | 18           | 4         | 7       | 37     | 39    | 55 |
| 114                  | 32             | 53      | 29           | 80     | 14           | 34    | 19      | 15           | 3         | 13      | 20     | 78    | 56 |
| 40                   | 22             | 18      | —            | 34     | —            | 6     | 6       | —            | 8         | 3       | 17     | 11    | 57 |
| 41                   | 15             | 16      | 11           | 28     | —            | 13    | 2       | 11           | 2         | 11      | 17     | 11    | 58 |
| 3 646                | 1 388          | 1 356   | 903          | 2 693  | 326          | 953   | 368     | 577          | 609       | 602     | 1 243  | 1 192 | 59 |
| 40                   | 16             | 5       | 19           | 29     | 8            | 11    | —       | 11           | 6         | 14      | 9      | 11    | 60 |
| 27                   | 18             | 8       | —            | 24     | —            | 2     | 2       | —            | 22        | 2       | —      | 3     | 61 |
| 37                   | 17             | 14      | 6            | 33     | 2            | 4     | —       | 4            | 6         | 8       | 23     | —     | 62 |
| 352                  | 119            | 134     | 99           | 265    | 42           | 87    | 28      | 57           | 65        | 73      | 93     | 121   | 63 |
| 45                   | 25             | 11      | 9            | 42     | 6            | 3     | —       | 3            | 11        | —       | 25     | 9     | 64 |
| 50                   | 14             | 15      | 21           | 22     | 2            | 27    | 8       | 20           | 8         | 9       | 25     | 8     | 65 |
| 431                  | 110            | 131     | 190          | 232    | 54           | 199   | 60      | 136          | 45        | 74      | 278    | 34    | 66 |
| 1 871                | 814            | 681     | 377          | 1 491  | 159          | 380   | 155     | 218          | 354       | 353     | 553    | 611   | 67 |
| 335                  | 80             | 115     | 140          | 151    | 23           | 184   | 64      | 117          | 62        | 43      | 72     | 158   | 68 |
| 211                  | 54             | 99      | 57           | 125    | 15           | 86    | 44      | 42           | 8         | 30      | 79     | 94    | 69 |
| 536                  | 226            | 258     | 52           | 466    | 24           | 71    | 43      | 28           | 40        | 43      | 201    | 252   | 70 |
| 148                  | 89             | 45      | 14           | 136    | 7            | 12    | 5       | 7            | 54        | 21      | 52     | 20    | 71 |
| 53                   | 18             | 22      | 13           | 46     | 9            | 7     | 3       | 4            | 14        | 5       | 15     | 18    | 72 |
| 33 231               | 15 194         | 12 549  | 5 488        | 28 447 | 2 874        | 4 784 | 2 132   | 2 614        | 7 091     | 6 645   | 11 015 | 8 480 | 73 |
| 776                  | 425            | 216     | 134          | 673    | 66           | 103   | 32      | 69           | 223       | 147     | 194    | 212   | 74 |
| 188                  | 98             | 35      | 56           | 148    | 24           | 40    | 8       | 32           | 54        | 49      | 60     | 26    | 75 |
| 198                  | 111            | 37      | 50           | 160    | 18           | 38    | 6       | 32           | 68        | 42      | 50     | 39    | 76 |
| 188                  | 115            | 37      | 37           | 159    | 15           | 29    | 6       | 21           | 66        | 40      | 43     | 40    | 77 |
| 550                  | 304            | 176     | 70           | 494    | 37           | 56    | 24      | 33           | 158       | 95      | 127    | 169   | 78 |

Table 4-4. **Selected Equipment and Plumbing—Renter Occupied Units—Con.**

[Numbers in thousands. Consistent with the 1990 Census. ... means not applicable or sample too small. – means zero or rounds to zero]

| Characteristics                                      | Total occupied units | Housing unit characteristics |              |                   |          | Household characteristics |          |                             |                    |                     |
|--|----------------------|------------------------------|--------------|-------------------|----------|---------------------------|----------|-----------------------------|--------------------|---------------------|
|  |                      | New construction 4 years     | Mobile homes | Physical problems |          | Black                     | Hispanic | Elderly (65 years and over) | Moved in past year | Below poverty level |
|  |                      |                              |              | Severe            | Moderate |                           |          |                             |                    |                     |
| <b>Primary Source of Water</b>                       |                      |                              |              |                   |          |                           |          |                             |                    |                     |
| 1 Public system or private company .....             | 32 552               | 1 026                        | 876          | 1 137             | 2 658    | 6 847                     | 4 893    | 4 047                       | 11 450             | 7 738               |
| 2 Well serving 1 to 5 units .....                    | 1 360                | 21                           | 249          | 28                | 103      | 69                        | 56       | 169                         | 337                | 236                 |
| 3 Drilled .....                                      | 1 036                | 20                           | 200          | 14                | 84       | 44                        | 43       | 132                         | 258                | 176                 |
| 4 Dug .....  | 156                  | 2                            | 22           | 9                 | 15       | 14                        | 7        | 27                          | 28                 | 34                  |
| 5 Not reported .....                                 | 167                  | –                            | 28           | 6                 | 4        | 12                        | 6        | 10                          | 51                 | 26                  |
| 6 Other .....  | 95                   | 9                            | 10           | 18                | 9        | 6                         | 5        | 11                          | 25                 | 15                  |
| <b>Safety of Primary Source of Water</b>             |                      |                              |              |                   |          |                           |          |                             |                    |                     |
| 7 Selected primary water sources <sup>2</sup> .....  | 33 991               | 1 054                        | 1 136        | 1 177             | 2 769    | 6 923                     | 4 949    | 4 227                       | 11 800             | 7 988               |
| 8 Safe to drink .....                                | 28 656               | 921                          | 1 006        | 894               | 2 267    | 5 864                     | 3 536    | 3 830                       | 9 812              | 6 645               |
| 9 Not safe to drink .....                            | 4 785                | 108                          | 110          | 258               | 463      | 954                       | 1 335    | 338                         | 1 738              | 1 185               |
| 10 Safety not reported .....                         | 550                  | 24                           | 19           | 25                | 39       | 105                       | 79       | 58                          | 250                | 158                 |
| <b>Source of Drinking Water</b>                      |                      |                              |              |                   |          |                           |          |                             |                    |                     |
| 11 Primary source not safe to drink .....            | 4 785                | 108                          | 110          | 258               | 463      | 954                       | 1 335    | 338                         | 1 738              | 1 185               |
| 12 Drinking and primary water source the same .....  | 908                  | 26                           | 10           | 73                | 96       | 194                       | 231      | 73                          | 318                | 285                 |
| 13 Public or private system .....                    | 901                  | 26                           | 10           | 73                | 96       | 194                       | 231      | 73                          | 316                | 285                 |
| 14 Individual well .....                             | 7                    | –                            | –            | –                 | –        | –                         | –        | –                           | 2                  | –                   |
| 15 Spring .....                                      | –                    | –                            | –            | –                 | –        | –                         | –        | –                           | –                  | –                   |
| 16 Cistern .....                                     | –                    | –                            | –            | –                 | –        | –                         | –        | –                           | –                  | –                   |
| 17 Stream or lake .....                              | –                    | –                            | –            | –                 | –        | –                         | –        | –                           | –                  | –                   |
| 18 Other .....                                       | –                    | –                            | –            | –                 | –        | –                         | –        | –                           | –                  | –                   |
| 19 Drinking and primary water source different ..... | 3 871                | 82                           | 101          | 184               | 367      | 756                       | 1 103    | 265                         | 1 420              | 901                 |
| 20 Public or private system .....                    | 2                    | –                            | 2            | –                 | –        | –                         | –        | –                           | –                  | 2                   |
| 21 Individual well .....                             | 9                    | 2                            | –            | –                 | 2        | 3                         | 6        | –                           | –                  | 3                   |
| 22 Spring .....                                      | 72                   | –                            | –            | 2                 | 11       | 22                        | 15       | 4                           | 28                 | 21                  |
| 23 Cistern .....                                     | 6                    | –                            | –            | –                 | –        | 1                         | 5        | –                           | 2                  | 2                   |
| 24 Stream or lake .....                              | 12                   | –                            | –            | –                 | –        | 6                         | –        | –                           | 5                  | 3                   |
| 25 Commercial bottled water .....                    | 3 091                | 70                           | 77           | 143               | 294      | 664                       | 862      | 203                         | 1 161              | 711                 |
| 26 Other .....                                       | 680                  | 11                           | 22           | 38                | 61       | 59                        | 216      | 59                          | 224                | 158                 |
| 27 Source of drinking water not reported .....       | 7                    | –                            | –            | 1                 | –        | 4                         | –        | –                           | –                  | –                   |
| <b>Means of Sewage Disposal</b>                      |                      |                              |              |                   |          |                           |          |                             |                    |                     |
| 28 Public sewer .....                                | 31 287               | 968                          | 526          | 1 104             | 2 510    | 6 723                     | 4 759    | 3 930                       | 11 085             | 7 417               |
| 29 Septic tank, cesspool, chemical toilet .....      | 2 683                | 84                           | 610          | 42                | 259      | 189                       | 191      | 286                         | 716                | 553                 |
| 30 Other .....                                       | 37                   | 4                            | –            | 37                | –        | 10                        | 4        | 11                          | 10                 | 19                  |

<sup>1</sup>Figures may not add to total because more than one category may apply to a unit.  
<sup>2</sup>Excludes units where primary source of water is commercial bottled water.

| Total occupied units | In MSAs        |         | Outside MSAs | Urban  |              | Rural |         |              | Regions   |         |        |       |    |
|----------------------|----------------|---------|--------------|--------|--------------|-------|---------|--------------|-----------|---------|--------|-------|----|
|                      | Central cities | Suburbs |              | Total  | Outside MSAs | Total | Suburbs | Outside MSAs | Northeast | Midwest | South  | West  |    |
| 32 552               | 15 599         | 12 106  | 4 846        | 28 965 | 2 925        | 3 587 | 1 632   | 1 921        | 6 993     | 6 454   | 10 651 | 8 453 | 1  |
| 1 360                | 11             | 630     | 718          | 137    | 14           | 1 223 | 512     | 704          | 302       | 325     | 515    | 217   | 2  |
| 1 036                | 7              | 494     | 536          | 108    | 11           | 928   | 396     | 526          | 220       | 253     | 385    | 178   | 3  |
| 156                  | —              | 58      | 98           | 12     | —            | 144   | 46      | 98           | 25        | 39      | 77     | 15    | 4  |
| 167                  | 5              | 79      | 84           | 16     | 3            | 151   | 71      | 81           | 57        | 33      | 54     | 23    | 5  |
| 95                   | 8              | 29      | 58           | 18     | —            | 77    | 19      | 58           | 19        | 11      | 42     | 22    | 6  |
| 33 991               | 15 614         | 12 760  | 5 618        | 29 109 | 2 940        | 4 882 | 2 164   | 2 678        | 7 312     | 6 790   | 11 209 | 8 680 | 7  |
| 28 656               | 12 928         | 10 591  | 5 137        | 24 257 | 2 679        | 4 398 | 1 908   | 2 458        | 6 300     | 6 106   | 9 749  | 6 500 | 8  |
| 4 785                | 2 434          | 1 920   | 431          | 4 364  | 236          | 421   | 219     | 195          | 892       | 585     | 1 284  | 2 024 | 11 |
| 550                  | 252            | 249     | 50           | 487    | 24           | 63    | 38      | 25           | 119       | 99      | 176    | 156   | 10 |
| 4 785                | 2 434          | 1 920   | 431          | 4 364  | 236          | 421   | 219     | 195          | 892       | 585     | 1 284  | 2 024 | 11 |
| 908                  | 494            | 318     | 96           | 828    | 60           | 79    | 43      | 36           | 219       | 157     | 252    | 280   | 12 |
| 901                  | 494            | 314     | 94           | 826    | 60           | 75    | 41      | 34           | 219       | 153     | 250    | 280   | 13 |
| 7                    | —              | 4       | 2            | 2      | —            | 4     | 2       | 2            | —         | 5       | 2      | —     | 14 |
| —                    | —              | —       | —            | —      | —            | —     | —       | —            | —         | —       | —      | —     | 15 |
| —                    | —              | —       | —            | —      | —            | —     | —       | —            | —         | —       | —      | —     | 16 |
| —                    | —              | —       | —            | —      | —            | —     | —       | —            | —         | —       | —      | —     | 17 |
| —                    | —              | —       | —            | —      | —            | —     | —       | —            | —         | —       | —      | —     | 18 |
| 3 871                | 1 937          | 1 598   | 336          | 3 529  | 177          | 342   | 175     | 159          | 669       | 428     | 1 033  | 1 742 | 19 |
| 2                    | —              | —       | 2            | —      | —            | 2     | —       | 2            | —         | —       | 2      | —     | 20 |
| 9                    | 7              | 2       | —            | 9      | —            | —     | —       | —            | 5         | —       | 4      | —     | 21 |
| 72                   | 36             | 30      | 6            | 65     | 4            | 7     | 5       | 2            | 37        | 2       | 8      | 24    | 22 |
| 6                    | 4              | 2       | —            | 6      | —            | —     | —       | —            | —         | 1       | —      | 5     | 23 |
| 12                   | 3              | 5       | 3            | 12     | 3            | —     | —       | —            | 7         | —       | 3      | 2     | 24 |
| 3 091                | 1 547          | 1 292   | 251          | 2 832  | 133          | 259   | 133     | 118          | 477       | 319     | 847    | 1 449 | 25 |
| 680                  | 339            | 267     | 73           | 606    | 36           | 74    | 37      | 37           | 143       | 106     | 169    | 263   | 26 |
| 7                    | 3              | 4       | —            | 7      | —            | —     | —       | —            | 4         | —       | —      | 2     | 27 |
| 31 287               | 15 564         | 11 624  | 4 100        | 28 760 | 2 909        | 2 527 | 1 308   | 1 191        | 6 802     | 6 290   | 9 969  | 8 227 | 28 |
| 2 683                | 44             | 1 133   | 1 505        | 345    | 31           | 2 338 | 854     | 1 475        | 508       | 498     | 1 221  | 456   | 29 |
| 37                   | 11             | 8       | 17           | 15     | —            | 22    | 2       | 17           | 5         | 3       | 20     | 9     | 30 |

**Table 4-5. Fuels—Renter Occupied Units**

[Numbers in thousands. Consistent with the 1990 Census. ... means not applicable or sample too small. – means zero or rounds to zero]

| Characteristics                              | Total occupied units | Housing unit characteristics |              |                   |              | Household characteristics |              |                             |                    |                     |  |
|--|----------------------|------------------------------|--------------|-------------------|--------------|---------------------------|--------------|-----------------------------|--------------------|---------------------|--|
|  |                      | New construction 4 years     | Mobile homes | Physical problems |              | Black                     | Hispanic     | Elderly (65 years and over) | Moved in past year | Below poverty level |  |
|  |                      |                              |              | Severe            | Moderate     |                           |              |                             |                    |                     |  |
| <b>1 Total .....</b>                         | <b>34 007</b>        | <b>1 056</b>                 | <b>1 136</b> | <b>1 184</b>      | <b>2 769</b> | <b>6 923</b>              | <b>4 955</b> | <b>4 227</b>                | <b>11 811</b>      | <b>7 988</b>        |  |
| <b>Main House Heating Fuel</b>               |                      |                              |              |                   |              |                           |              |                             |                    |                     |  |
| 2 Housing units with heating fuel .....      | 33 669               | 1 056                        | 1 118        | 1 156             | 2 709        | 6 878                     | 4 798        | 4 199                       | 11 683             | 7 881               |  |
| 3 Electricity .....                          | 13 372               | 666                          | 436          | 319               | 730          | 2 675                     | 1 863        | 1 630                       | 5 558              | 3 002               |  |
| 4 Piped gas .....                            | 15 335               | 319                          | 318          | 523               | 1 451        | 3 303                     | 2 218        | 1 757                       | 4 949              | 3 778               |  |
| 5 Bottled gas .....                          | 951                  | 44                           | 244          | 33                | 151          | 124                       | 61           | 131                         | 283                | 205                 |  |
| 6 Fuel oil .....                             | 3 361                | 12                           | 46           | 250               | 251          | 659                       | 588          | 581                         | 701                | 731                 |  |
| 7 Kerosene or other liquid fuel .....        | 216                  | 7                            | 63           | 6                 | 107          | 61                        | 29           | 29                          | 65                 | 65                  |  |
| 8 Coal or coke .....                         | 21                   | –                            | –            | –                 | 1            | –                         | 1            | –                           | 8                  | 8                   |  |
| 9 Wood .....                                 | 270                  | 4                            | 11           | 24                | 10           | 42                        | 18           | 38                          | 54                 | 57                  |  |
| 10 Solar energy .....                        | 8                    | –                            | –            | –                 | –            | –                         | –            | 3                           | 5                  | –                   |  |
| 11 Other .....                               | 136                  | 4                            | –            | 3                 | 8            | 14                        | 20           | 31                          | 59                 | 36                  |  |
| <b>Other House Heating Fuels<sup>1</sup></b> |                      |                              |              |                   |              |                           |              |                             |                    |                     |  |
| 12 With other heating fuel .....             | 4 489                | 121                          | 237          | 227               | 493          | 781                       | 568          | 521                         | 1 421              | 960                 |  |
| 13 Electricity .....                         | 2 607                | 56                           | 99           | 151               | 331          | 488                       | 326          | 379                         | 701                | 574                 |  |
| 14 Piped gas .....                           | 603                  | 31                           | 11           | 26                | 83           | 150                       | 84           | 76                          | 216                | 168                 |  |
| 15 Bottled gas .....                         | 92                   | –                            | 16           | 12                | 21           | 11                        | 5            | 16                          | 23                 | 25                  |  |
| 16 Fuel oil .....                            | 228                  | 7                            | 13           | 16                | 29           | 43                        | 35           | 37                          | 51                 | 47                  |  |
| 17 Kerosene or other liquid fuel .....       | 207                  | –                            | 47           | 14                | 33           | 50                        | 15           | 8                           | 53                 | 40                  |  |
| 18 Coal or coke .....                        | 5                    | –                            | –            | –                 | 2            | –                         | –            | –                           | 5                  | –                   |  |
| 19 Wood .....                                | 1 248                | 37                           | 62           | 41                | 58           | 135                       | 142          | 78                          | 504                | 197                 |  |
| 20 Solar energy .....                        | –                    | –                            | –            | –                 | –            | –                         | –            | –                           | –                  | –                   |  |
| 21 Other .....                               | 57                   | 4                            | –            | 4                 | 10           | 8                         | 6            | 11                          | 17                 | 11                  |  |
| <b>Cooking Fuel</b>                          |                      |                              |              |                   |              |                           |              |                             |                    |                     |  |
| 22 With cooking fuel .....                   | 33 754               | 1 056                        | 1 132        | 1 075             | 2 625        | 6 842                     | 4 921        | 4 192                       | 11 720             | 7 864               |  |
| 23 Electricity .....                         | 19 394               | 830                          | 558          | 432               | 1 252        | 3 321                     | 2 059        | 2 510                       | 7 540              | 4 034               |  |
| 24 Piped gas .....                           | 13 490               | 184                          | 308          | 604               | 1 246        | 3 384                     | 2 775        | 1 549                       | 3 929              | 3 592               |  |
| 25 Bottled gas .....                         | 863                  | 40                           | 266          | 38                | 127          | 138                       | 87           | 130                         | 249                | 236                 |  |
| 26 Kerosene or other liquid fuel .....       | –                    | –                            | –            | –                 | –            | –                         | –            | –                           | –                  | –                   |  |
| 27 Coal or coke .....                        | –                    | –                            | –            | –                 | –            | –                         | –            | –                           | –                  | –                   |  |
| 28 Wood .....                                | 7                    | 2                            | –            | 2                 | –            | –                         | –            | 2                           | –                  | 2                   |  |
| 29 Other .....                               | 1                    | –                            | –            | –                 | –            | –                         | 1            | –                           | 1                  | –                   |  |
| <b>Water Heating Fuel</b>                    |                      |                              |              |                   |              |                           |              |                             |                    |                     |  |
| 30 With hot piped water .....                | 33 819               | 1 052                        | 1 132        | 995               | 2 769        | 6 852                     | 4 926        | 4 195                       | 11 747             | 7 905               |  |
| 31 Electricity .....                         | 14 070               | 666                          | 772          | 309               | 941          | 2 690                     | 1 631        | 1 816                       | 5 645              | 3 113               |  |
| 32 Piped gas .....                           | 16 752               | 352                          | 232          | 521               | 1 540        | 3 583                     | 2 734        | 1 833                       | 5 475              | 4 113               |  |
| 33 Bottled gas .....                         | 697                  | 21                           | 111          | 20                | 86           | 82                        | 71           | 98                          | 207                | 152                 |  |
| 34 Fuel oil .....                            | 2 150                | 6                            | 3            | 144               | 185          | 469                       | 464          | 423                         | 355                | 486                 |  |
| 35 Kerosene or other liquid fuel .....       | 12                   | –                            | 6            | –                 | –            | 2                         | –            | –                           | 4                  | 3                   |  |
| 36 Coal or coke .....                        | 4                    | –                            | –            | –                 | 1            | –                         | –            | –                           | 4                  | 2                   |  |
| 37 Wood .....                                | 2                    | –                            | –            | –                 | –            | –                         | –            | –                           | –                  | –                   |  |
| 38 Solar energy .....                        | 16                   | –                            | –            | –                 | –            | –                         | –            | 4                           | 7                  | –                   |  |
| 39 Other .....                               | 116                  | 7                            | 8            | 1                 | 16           | 26                        | 26           | 20                          | 50                 | 35                  |  |
| <b>Central Air Conditioning Fuel</b>         |                      |                              |              |                   |              |                           |              |                             |                    |                     |  |
| 40 With central air conditioning .....       | 13 711               | 826                          | 433          | 286               | 701          | 2 764                     | 1 715        | 1 594                       | 5 638              | 2 738               |  |
| 41 Electricity .....                         | 13 297               | 806                          | 425          | 276               | 664          | 2 699                     | 1 659        | 1 516                       | 5 487              | 2 680               |  |
| 42 Piped gas .....                           | 369                  | 20                           | 3            | 8                 | 29           | 61                        | 49           | 66                          | 137                | 56                  |  |
| 43 Other .....                               | 46                   | –                            | 5            | 3                 | 9            | 5                         | 7            | 12                          | 14                 | 2                   |  |
| <b>Other Central Air Fuel</b>                |                      |                              |              |                   |              |                           |              |                             |                    |                     |  |
| 44 With other central air .....              | 554                  | 46                           | 11           | 14                | 39           | 107                       | 91           | 53                          | 266                | 116                 |  |
| 45 Electricity .....                         | 548                  | 46                           | 11           | 14                | 39           | 107                       | 91           | 51                          | 264                | 111                 |  |
| 46 Gas .....                                 | 6                    | –                            | –            | –                 | –            | –                         | –            | 2                           | 2                  | 5                   |  |
| 47 Other .....                               | –                    | –                            | –            | –                 | –            | –                         | –            | –                           | –                  | –                   |  |
| <b>Clothes Dryer Fuel</b>                    |                      |                              |              |                   |              |                           |              |                             |                    |                     |  |
| 48 With clothes dryer .....                  | 13 716               | 746                          | 731          | 290               | 907          | 2 109                     | 1 226        | 1 273                       | 4 669              | 2 377               |  |
| 49 Electricity .....                         | 11 385               | 689                          | 696          | 209               | 783          | 1 704                     | 950          | 1 050                       | 4 034              | 1 978               |  |
| 50 Piped gas .....                           | 2 220                | 56                           | 24           | 79                | 132          | 389                       | 268          | 207                         | 601                | 383                 |  |
| 51 Other .....                               | 112                  | 2                            | 11           | 2                 | 12           | 17                        | 8            | 17                          | 34                 | 17                  |  |
| <b>Units Using Each Fuel<sup>1</sup></b>     |                      |                              |              |                   |              |                           |              |                             |                    |                     |  |
| 52 Electricity .....                         | 33 966               | 1 052                        | 1 136        | 1 143             | 2 769        | 6 911                     | 4 944        | 4 224                       | 11 794             | 7 974               |  |
| 53 Piped gas .....                           | 21 272               | 434                          | 364          | 816               | 1 918        | 4 607                     | 3 580        | 2 483                       | 6 841              | 5 218               |  |
| 54 Bottled gas .....                         | 1 454                | 59                           | 362          | 56                | 185          | 198                       | 115          | 208                         | 412                | 328                 |  |
| 55 Fuel oil .....                            | 6 064                | 56                           | 132          | 364               | 551          | 1 218                     | 1 000        | 996                         | 1 544              | 1 428               |  |
| 56 Kerosene or other liquid fuel .....       | 410                  | 7                            | 110          | 20                | 130          | 105                       | 44           | 35                          | 117                | 103                 |  |
| 57 Coal or coke .....                        | 25                   | –                            | –            | –                 | 3            | –                         | 1            | –                           | 13                 | 8                   |  |
| 58 Wood .....                                | 1 422                | 39                           | 73           | 52                | 64           | 174                       | 155          | 108                         | 539                | 237                 |  |
| 59 Solar energy .....                        | 19                   | –                            | –            | –                 | –            | –                         | –            | 4                           | 10                 | –                   |  |
| 60 Other .....                               | 317                  | 11                           | 10           | 11                | 42           | 52                        | 55           | 60                          | 127                | 80                  |  |
| 61 All electric units .....                  | 10 185               | 558                          | 350          | 213               | 520          | 1 966                     | 1 232        | 1 292                       | 4 288              | 2 182               |  |

<sup>1</sup>Figures may not add to total because more than one category may apply to a unit.

| Total occupied units | In MSAs        |         | Outside MSAs | Urban  |              | Rural |         |              | Regions   |         |        |       |    |
|----------------------|----------------|---------|--------------|--------|--------------|-------|---------|--------------|-----------|---------|--------|-------|----|
|                      | Central cities | Suburbs |              | Total  | Outside MSAs | Total | Suburbs | Outside MSAs | Northeast | Midwest | South  | West  |    |
| 34 007               | 15 619         | 12 766  | 5 622        | 29 120 | 2 940        | 4 887 | 2 164   | 2 683        | 7 314     | 6 791   | 11 209 | 8 692 | 1  |
| 33 669               | 15 419         | 12 636  | 5 614        | 28 807 | 2 933        | 4 863 | 2 142   | 2 681        | 7 314     | 6 785   | 11 104 | 8 466 | 2  |
| 13 372               | 5 764          | 5 499   | 2 109        | 11 474 | 1 204        | 1 898 | 973     | 905          | 1 202     | 1 965   | 6 774  | 3 431 | 3  |
| 15 335               | 7 451          | 5 678   | 2 206        | 13 968 | 1 455        | 1 367 | 605     | 751          | 3 117     | 4 211   | 3 345  | 4 662 | 4  |
| 951                  | 126            | 269     | 556          | 264    | 64           | 687   | 194     | 492          | 105       | 246     | 455    | 145   | 5  |
| 3 361                | 1 951          | 983     | 426          | 2 838  | 161          | 523   | 251     | 265          | 2 806     | 227     | 246    | 82    | 6  |
| 216                  | 33             | 61      | 122          | 68     | 16           | 148   | 40      | 106          | 42        | 8       | 152    | 13    | 7  |
| 21                   | 3              | -       | 18           | 10     | 7            | 11    | -       | 11           | 5         | 9       | 6      | 1     | 8  |
| 270                  | 18             | 102     | 150          | 61     | 7            | 208   | 65      | 143          | 24        | 41      | 106    | 99    | 9  |
| 8                    | 3              | 5       | -            | 6      | -            | 2     | 2       | -            | 2         | 1       | -      | 5     | 10 |
| 136                  | 70             | 41      | 26           | 117    | 19           | 19    | 12      | 7            | 11        | 78      | 20     | 28    | 11 |
| 4 489                | 1 742          | 1 668   | 1 079        | 3 350  | 387          | 1 140 | 440     | 692          | 741       | 726     | 1 451  | 1 571 | 12 |
| 2 607                | 1 105          | 930     | 572          | 2 074  | 247          | 533   | 200     | 325          | 457       | 486     | 793    | 871   | 13 |
| 603                  | 295            | 193     | 116          | 537    | 77           | 66    | 27      | 39           | 103       | 107     | 221    | 172   | 14 |
| 92                   | 4              | 16      | 72           | 12     | 7            | 80    | 15      | 66           | 16        | 18      | 49     | 10    | 15 |
| 228                  | 132            | 68      | 28           | 175    | 3            | 52    | 25      | 104          | 24        | 61      | 61     | 38    | 16 |
| 207                  | 45             | 62      | 100          | 91     | 16           | 116   | 32      | 84           | 21        | 46      | 133    | 7     | 17 |
| 5                    | -              | -       | 5            | -      | -            | 5     | -       | 5            | 3         | -       | 2      | -     | 18 |
| 1 248                | 350            | 561     | 337          | 797    | 81           | 451   | 193     | 256          | 130       | 99      | 396    | 622   | 19 |
| -                    | -              | -       | -            | -      | -            | -     | -       | -            | -         | -       | -      | -     | 20 |
| 57                   | 31             | 24      | 2            | 55     | -            | 2     | -       | 2            | 6         | 14      | 6      | 30    | 21 |
| 33 754               | 15 473         | 12 696  | 5 585        | 28 885 | 2 916        | 4 869 | 2 160   | 2 669        | 7 252     | 6 735   | 11 131 | 8 637 | 22 |
| 19 394               | 7 590          | 7 953   | 3 850        | 16 001 | 2 021        | 3 393 | 1 531   | 1 829        | 2 752     | 3 963   | 7 962  | 4 716 | 23 |
| 13 490               | 7 750          | 4 445   | 1 295        | 12 605 | 842          | 885   | 426     | 452          | 4 293     | 2 637   | 2 773  | 3 787 | 24 |
| 863                  | 133            | 292     | 438          | 279    | 53           | 584   | 198     | 386          | 205       | 132     | 396    | 130   | 25 |
| -                    | -              | -       | -            | -      | -            | -     | -       | -            | -         | -       | -      | -     | 26 |
| -                    | -              | -       | -            | -      | -            | -     | -       | -            | -         | -       | -      | -     | 27 |
| 7                    | -              | 4       | 2            | -      | -            | -     | 7       | -            | 2         | 2       | -      | -     | 28 |
| 1                    | -              | 1       | -            | 1      | -            | -     | -       | -            | -         | -       | -      | 1     | 29 |
| 33 819               | 15 521         | 12 731  | 5 567        | 28 972 | 2 916        | 4 847 | 2 156   | 2 651        | 7 261     | 6 742   | 11 149 | 8 667 | 30 |
| 14 070               | 5 423          | 5 678   | 2 969        | 11 131 | 1 359        | 2 938 | 1 299   | 1 610        | 1 472     | 2 306   | 7 435  | 2 857 | 31 |
| 16 752               | 8 474          | 6 243   | 2 036        | 15 501 | 1 385        | 1 251 | 589     | 651          | 3 567     | 4 193   | 3 396  | 5 597 | 32 |
| 697                  | 131            | 216     | 350          | 258    | 55           | 439   | 143     | 295          | 131       | 171     | 227    | 167   | 33 |
| 2 150                | 1 438          | 548     | 164          | 1 958  | 88           | 193   | 117     | 76           | 2 060     | 16      | 64     | 11    | 34 |
| 12                   | -              | -       | 12           | 3      | 3            | 8     | -       | 8            | 8         | -       | -      | 3     | 35 |
| 4                    | 1              | -       | 2            | 4      | 2            | -     | -       | -            | -         | 1       | 2      | -     | 36 |
| 2                    | -              | -       | 2            | -      | -            | 2     | -       | 2            | 2         | 2       | -      | -     | 37 |
| 16                   | 4              | 12      | -            | 11     | -            | 5     | 5       | -            | 2         | -       | -      | 14    | 38 |
| 116                  | 51             | 33      | 32           | 105    | 23           | 11    | 2       | 8            | 19        | 53      | 26     | 18    | 39 |
| 13 711               | 5 761          | 6 133   | 1 817        | 11 892 | 1 083        | 1 819 | 1 063   | 733          | 867       | 2 456   | 7 718  | 2 670 | 40 |
| 13 297               | 5 597          | 5 933   | 1 766        | 11 538 | 1 058        | 1 759 | 1 030   | 708          | 766       | 2 372   | 7 596  | 2 564 | 41 |
| 369                  | 146            | 181     | 42           | 321    | 19           | 48    | 22      | 23           | 88        | 73      | 112    | 96    | 42 |
| 46                   | 18             | 19      | 9            | 33     | 6            | 13    | 10      | 2            | 13        | 11      | 11     | 11    | 43 |
| 554                  | 257            | 239     | 58           | 475    | 37           | 79    | 59      | 20           | 30        | 39      | 341    | 144   | 44 |
| 548                  | 257            | 235     | 56           | 473    | 37           | 75    | 56      | 18           | 30        | 39      | 339    | 139   | 45 |
| 6                    | -              | 5       | 2            | 2      | -            | 4     | 2       | 2            | -         | -       | 2      | 5     | 46 |
| -                    | -              | -       | -            | -      | -            | -     | -       | -            | -         | -       | -      | -     | 47 |
| 13 716               | 4 721          | 6 019   | 2 976        | 10 583 | 1 296        | 3 133 | 1 426   | 1 681        | 1 923     | 2 836   | 5 440  | 3 517 | 48 |
| 11 385               | 3 758          | 4 887   | 2 740        | 8 569  | 1 209        | 2 816 | 1 264   | 1 530        | 1 498     | 2 172   | 5 100  | 2 614 | 49 |
| 2 220                | 946            | 1 085   | 190          | 1 968  | 77           | 253   | 135     | 113          | 402       | 640     | 311    | 867   | 50 |
| 112                  | 17             | 47      | 47           | 47     | 10           | 65    | 28      | 37           | 23        | 24      | 29     | 36    | 51 |
| 33 966               | 15 586         | 12 761  | 5 620        | 29 084 | 2 939        | 4 883 | 2 162   | 2 680        | 7 297     | 6 785   | 11 204 | 8 681 | 52 |
| 21 272               | 11 040         | 7 582   | 2 651        | 19 560 | 1 735        | 1 713 | 786     | 916          | 5 423     | 5 013   | 4 570  | 6 266 | 53 |
| 1 454                | 199            | 459     | 796          | 458    | 108          | 996   | 308     | 688          | 287       | 302     | 654    | 210   | 54 |
| 6 064                | 3 353          | 1 917   | 793          | 5 223  | 367          | 841   | 403     | 426          | 3 680     | 661     | 1 062  | 662   | 55 |
| 410                  | 78             | 118     | 213          | 162    | 35           | 248   | 68      | 178          | 63        | 54      | 269    | 23    | 56 |
| 25                   | 3              | -       | 22           | 10     | 7            | 15    | -       | 15           | 7         | 9       | 8      | 1     | 57 |
| 1 422                | 365            | 614     | 442          | 833    | 85           | 588   | 228     | 358          | 147       | 134     | 469    | 671   | 58 |
| 19                   | 7              | 12      | -            | 14     | -            | 5     | 5       | -            | 2         | 1       | -      | 15    | 59 |
| 317                  | 150            | 107     | 59           | 280    | 39           | 36    | 16      | 20           | 46        | 134     | 58     | 78    | 60 |
| 10 185               | 4 165          | 4 291   | 1 729        | 8 573  | 977          | 1 612 | 840     | 752          | 767       | 1 391   | 5 770  | 2 257 | 61 |



**Table 4-6. Failures in Equipment—Renter Occupied Units**

[Numbers in thousands. Consistent with the 1990 Census. ... means not applicable or sample too small. – means zero or rounds to zero]

| Characteristics   | Total occupied units | Housing unit characteristics |              |                   |              |              | Household characteristics |                             |                    |                     |  |
|---|----------------------|------------------------------|--------------|-------------------|--------------|--------------|---------------------------|-----------------------------|--------------------|---------------------|--|
|   |                      | New construction 4 years     | Mobile homes | Physical problems |              | Black        | Hispanic                  | Elderly (65 years and over) | Moved in past year | Below poverty level |  |
|   |                      |                              |              | Severe            | Moderate     |              |                           |                             |                    |                     |  |
| <b>1 Total</b>  | <b>34 007</b>        | <b>1 056</b>                 | <b>1 136</b> | <b>1 184</b>      | <b>2 769</b> | <b>6 923</b> | <b>4 955</b>              | <b>4 227</b>                | <b>11 811</b>      | <b>7 988</b>        |  |
| <b>Water Supply Stoppage</b>  |                      |                              |              |                   |              |              |                           |                             |                    |                     |  |
| 2 With hot and cold piped water                                     | 33 819               | 1 052                        | 1 132        | 995               | 2 769        | 6 852        | 4 926                     | 4 195                       | 11 747             | 7 905               |  |
| 3 No stoppage in last 3 months                                      | 31 442               | 1 018                        | 1 006        | 875               | 2 523        | 6 408        | 4 601                     | 3 963                       | 10 962             | 7 275               |  |
| 4 With stoppage in last 3 months                                    | 1 871                | 25                           | 102          | 116               | 215          | 335          | 277                       | 186                         | 571                | 462                 |  |
| 5 No stoppage lasting 6 hours or more                               | 722                  | 15                           | 31           | 33                | 67           | 104          | 139                       | 101                         | 204                | 176                 |  |
| 6 1 time lasting 6 hours or more                                    | 680                  | 6                            | 48           | 44                | 73           | 119          | 59                        | 51                          | 236                | 156                 |  |
| 7 2 times   | 190                  | –                            | 11           | 6                 | 29           | 25           | 36                        | 9                           | 54                 | 53                  |  |
| 8 3 times   | 113                  | –                            | –            | 17                | 21           | 25           | 19                        | 14                          | 40                 | 25                  |  |
| 9 4 times or more   | 148                  | 5                            | 13           | 16                | 26           | 52           | 24                        | 9                           | 37                 | 43                  |  |
| 10 Number of times not reported                                     | 18                   | –                            | –            | –                 | –            | 10           | –                         | 4                           | –                  | 8                   |  |
| 11 Stoppage not reported  | 506                  | 9                            | 23           | 4                 | 31           | 109          | 48                        | 45                          | 215                | 169                 |  |
| <b>Flush Toilet Breakdowns</b>                                      |                      |                              |              |                   |              |              |                           |                             |                    |                     |  |
| 12 With one or more flush toilets                                   | 33 819               | 1 052                        | 1 134        | 995               | 2 769        | 6 875        | 4 927                     | 4 202                       | 11 744             | 7 907               |  |
| 13 With at least one working toilet at all times in last 3 months   | 31 499               | 1 006                        | 1 049        | 813               | 2 379        | 6 232        | 4 605                     | 4 029                       | 10 768             | 7 179               |  |
| 14 None working some time in last 3 months                          | 1 683                | 34                           | 61           | 139               | 326          | 495          | 252                       | 97                          | 742                | 512                 |  |
| 15 No breakdowns lasting 6 hours or more                            | 688                  | 7                            | 26           | 39                | 63           | 177          | 98                        | 46                          | 340                | 183                 |  |
| 16 1 time lasting 6 hours or more                                   | 644                  | 14                           | 17           | 42                | 99           | 178          | 111                       | 33                          | 257                | 181                 |  |
| 17 2 times  | 161                  | 5                            | 13           | 16                | 31           | 72           | 19                        | 10                          | 65                 | 66                  |  |
| 18 3 times  | 56                   | 6                            | –            | 15                | 41           | 16           | 5                         | 3                           | 21                 | 21                  |  |
| 19 4 times or more  | 118                  | 2                            | 5            | 25                | 92           | 49           | 17                        | 3                           | 55                 | 52                  |  |
| 20 Number of times not reported                                     | 16                   | –                            | –            | 1                 | –            | 3            | 3                         | 3                           | 3                  | 9                   |  |
| 21 Breakdowns not reported  | 637                  | 12                           | 24           | 43                | 64           | 148          | 70                        | 76                          | 234                | 217                 |  |
| <b>Sewage Disposal Breakdowns</b>                                   |                      |                              |              |                   |              |              |                           |                             |                    |                     |  |
| 22 With public sewer  | 31 287               | 968                          | 526          | 1 104             | 2 510        | 6 723        | 4 759                     | 3 930                       | 11 085             | 7 417               |  |
| 23 No breakdowns in last 3 months                                   | 30 566               | 965                          | 506          | 1 044             | 2 384        | 6 525        | 4 620                     | 3 886                       | 10 828             | 7 227               |  |
| 24 With breakdowns in last 3 months                                 | 722                  | 3                            | 20           | 60                | 125          | 198          | 139                       | 44                          | 256                | 189                 |  |
| 25 No breakdowns lasting 6 hours or more                            | 226                  | –                            | 4            | 16                | 17           | 45           | 48                        | 21                          | 96                 | 66                  |  |
| 26 1 time lasting 6 hours or more                                   | 330                  | 3                            | 7            | 24                | 49           | 89           | 66                        | 18                          | 117                | 75                  |  |
| 27 2 times  | 69                   | –                            | 5            | 1                 | 11           | 20           | 13                        | 1                           | 18                 | 16                  |  |
| 28 3 times  | 23                   | –                            | –            | 3                 | 13           | 14           | 1                         | –                           | 5                  | 11                  |  |
| 29 4 times or more  | 74                   | –                            | 3            | 17                | 35           | 30           | 12                        | 4                           | 20                 | 21                  |  |
| 30 With septic tank or cesspool                                     | 2 683                | 84                           | 610          | 42                | 259          | 189          | 191                       | 286                         | 716                | 553                 |  |
| 31 No breakdowns in last 3 months                                   | 2 621                | 84                           | 595          | 42                | 245          | 186          | 188                       | 284                         | 690                | 540                 |  |
| 32 With breakdowns in last 3 months                                 | 62                   | –                            | 15           | –                 | 14           | 3            | 3                         | 2                           | 26                 | 13                  |  |
| 33 No breakdowns lasting 6 hours or more                            | 13                   | –                            | 2            | –                 | –            | –            | 3                         | –                           | 7                  | 5                   |  |
| 34 1 time lasting 6 hours or more                                   | 38                   | –                            | 11           | –                 | 7            | 2            | –                         | 2                           | 12                 | 7                   |  |
| 35 2 times  | –                    | –                            | –            | –                 | –            | –            | –                         | –                           | –                  | –                   |  |
| 36 3 times  | 3                    | –                            | –            | –                 | 3            | –            | –                         | –                           | 3                  | –                   |  |
| 37 4 times or more  | 8                    | –                            | 2            | –                 | 5            | 1            | –                         | –                           | 4                  | 1                   |  |
| <b>Heating Problems</b>   |                      |                              |              |                   |              |              |                           |                             |                    |                     |  |
| 38 With heating equipment and occupied last winter                  | 24 791               | 544                          | 835          | 973               | 2 011        | 5 271        | 3 620                     | 3 887                       | 2 842              | 5 835               |  |
| 39 Not uncomfortably cold for 24 hours or more last winter          | 21 632               | 498                          | 697          | 542               | 1 576        | 4 402        | 3 097                     | 3 599                       | 2 392              | 4 869               |  |
| 40 Uncomfortably cold for 24 hours or more last winter <sup>1</sup> | 2 723                | 37                           | 117          | 422               | 403          | 774          | 485                       | 243                         | 354                | 835                 |  |
| 41 Equipment breakdowns   | 1 059                | 7                            | 38           | 339               | 112          | 377          | 197                       | 68                          | 152                | 338                 |  |
| 42 No breakdowns lasting 6 hours or more                            | 59                   | 3                            | –            | 3                 | 2            | 13           | 12                        | 11                          | –                  | 21                  |  |
| 43 1 time lasting 6 hours or more                                   | 465                  | 4                            | 16           | 13                | 56           | 154          | 59                        | 16                          | 70                 | 117                 |  |
| 44 2 times  | 198                  | –                            | –            | –                 | 51           | 66           | 25                        | 15                          | 23                 | 66                  |  |
| 45 3 times  | 89                   | –                            | –            | 89                | –            | 28           | 26                        | 12                          | 11                 | 31                  |  |
| 46 4 times or more  | 233                  | –                            | 10           | 233               | –            | 108          | 71                        | 12                          | 47                 | 99                  |  |
| 47 Number of times not reported                                     | 14                   | –                            | –            | 1                 | 3            | 9            | 4                         | 2                           | 1                  | 4                   |  |
| 48 Other causes   | 1 788                | 30                           | 79           | 134               | 307          | 446          | 310                       | 182                         | 201                | 542                 |  |
| 49 Utility interruption   | 255                  | 10                           | 27           | 10                | 16           | 24           | 23                        | 25                          | 12                 | 46                  |  |
| 50 Inadequate heating capacity                                      | 665                  | 6                            | 15           | 69                | 126          | 195          | 139                       | 73                          | 83                 | 218                 |  |
| 51 Inadequate insulation  | 533                  | 7                            | 20           | 43                | 100          | 165          | 87                        | 42                          | 65                 | 166                 |  |
| 52 Cost of heating  | 174                  | 9                            | 7            | 10                | 26           | 29           | 54                        | 21                          | 18                 | 60                  |  |
| 53 Other  | 485                  | –                            | 29           | 52                | 89           | 126          | 94                        | 44                          | 56                 | 155                 |  |
| 54 Not reported   | 25                   | –                            | –            | 4                 | 3            | 11           | 3                         | 2                           | –                  | 12                  |  |
| 55 Reason for discomfort not reported                               | 9                    | –                            | –            | 1                 | 4            | 4            | 1                         | –                           | 4                  | 1                   |  |
| 56 Discomfort not reported  | 436                  | 9                            | 21           | 9                 | 32           | 95           | 39                        | 46                          | 97                 | 130                 |  |
| <b>Electric Fuses and Circuit Breakers</b>                          |                      |                              |              |                   |              |              |                           |                             |                    |                     |  |
| 57 With electrical wiring   | 33 996               | 1 052                        | 1 136        | 1 179             | 2 766        | 6 923        | 4 952                     | 4 225                       | 11 806             | 7 979               |  |
| 58 No fuses or breakers blown in last 3 months                      | 29 327               | 962                          | 955          | 914               | 2 272        | 5 939        | 4 395                     | 3 863                       | 10 175             | 6 875               |  |
| 59 With fuses or breakers blown in last 3 months                    | 3 729                | 72                           | 144          | 235               | 407          | 788          | 417                       | 233                         | 1 279              | 799                 |  |
| 60 1 time   | 1 658                | 33                           | 62           | 81                | 159          | 320          | 204                       | 153                         | 611                | 340                 |  |
| 61 2 times  | 852                  | 4                            | 40           | 52                | 82           | 201          | 78                        | 39                          | 268                | 176                 |  |
| 62 3 times  | 382                  | 12                           | 9            | 23                | 35           | 74           | 49                        | 16                          | 118                | 68                  |  |
| 63 4 times or more  | 817                  | 23                           | 33           | 78                | 125          | 187          | 84                        | 19                          | 276                | 208                 |  |
| 64 Number of times not reported                                     | 19                   | –                            | –            | 2                 | 5            | 7            | 2                         | 6                           | 5                  | 7                   |  |
| 65 Problem not reported or don't know                               | 940                  | 18                           | 37           | 30                | 88           | 196          | 140                       | 129                         | 353                | 305                 |  |

<sup>1</sup>Other causes and equipment breakdowns may not add to total as both may be reported.

| Total occupied units | In MSAs        |               | Outside MSAs | Urban         |              | Rural        |              |              | Regions      |              |               |              |          |
|----------------------|----------------|---------------|--------------|---------------|--------------|--------------|--------------|--------------|--------------|--------------|---------------|--------------|----------|
|                      | Central cities | Suburbs       |              | Total         | Outside MSAs | Total        | Suburbs      | Outside MSAs | Northeast    | Midwest      | South         | West         |          |
| <b>34 007</b>        | <b>15 619</b>  | <b>12 766</b> | <b>5 622</b> | <b>29 120</b> | <b>2 940</b> | <b>4 887</b> | <b>2 164</b> | <b>2 683</b> | <b>7 314</b> | <b>6 791</b> | <b>11 209</b> | <b>8 692</b> | <b>1</b> |
| 33 819               | 15 521         | 12 731        | 5 567        | 28 972        | 2 916        | 4 847        | 2 156        | 2 651        | 7 261        | 6 742        | 11 149        | 8 667        | 2        |
| 31 442               | 14 309         | 11 877        | 5 257        | 26 955        | 2 811        | 4 487        | 2 008        | 2 446        | 6 801        | 6 381        | 10 214        | 8 046        | 3        |
| 1 871                | 954            | 669           | 248          | 1 572         | 76           | 299          | 172          | 372          | 269          | 269          | 715           | 515          | 4        |
| 722                  | 384            | 248           | 90           | 629           | 26           | 93           | 27           | 64           | 139          | 96           | 249           | 244          | 5        |
| 680                  | 309            | 261           | 111          | 547           | 36           | 134          | 56           | 75           | 143          | 122          | 261           | 155          | 6        |
| 190                  | 97             | 66            | 27           | 151           | 9            | 39           | 18           | 18           | 31           | 22           | 73            | 62           | 7        |
| 113                  | 71             | 34            | 8            | 100           | 2            | 13           | 7            | 6            | 33           | 6            | 50            | 25           | 8        |
| 148                  | 81             | 55            | 12           | 128           | 3            | 20           | 11           | 9            | 30           | 19           | 71            | 27           | 9        |
| 18                   | 12             | 6             | —            | 18            | —            | —            | —            | —            | 2            | 2            | 12            | 2            | 10       |
| 506                  | 258            | 185           | 62           | 444           | 29           | 61           | 28           | 33           | 88           | 92           | 221           | 105          | 11       |
| 33 819               | 15 504         | 12 729        | 5 586        | 28 961        | 2 925        | 4 857        | 2 158        | 2 661        | 7 249        | 6 751        | 11 166        | 8 652        | 12       |
| 31 499               | 14 290         | 11 942        | 5 267        | 26 923        | 2 753        | 4 576        | 2 026        | 2 514        | 6 839        | 6 326        | 10 307        | 8 026        | 13       |
| 1 683                | 876            | 582           | 225          | 1 486         | 129          | 197          | 99           | 95           | 286          | 308          | 588           | 501          | 14       |
| 688                  | 346            | 252           | 90           | 607           | 48           | 81           | 38           | 42           | 119          | 135          | 228           | 206          | 15       |
| 644                  | 333            | 226           | 85           | 562           | 49           | 82           | 46           | 36           | 94           | 128          | 225           | 196          | 16       |
| 161                  | 88             | 49            | 23           | 144           | 11           | 17           | 5            | 12           | 25           | 15           | 60            | 61           | 17       |
| 56                   | 31             | 23            | 3            | 50            | 3            | 6            | 6            | —            | 10           | 10           | 19            | 17           | 18       |
| 118                  | 73             | 22            | 23           | 110           | 18           | 8            | 2            | 6            | 32           | 19           | 51            | 16           | 19       |
| 16                   | 5              | 12            | —            | 14            | —            | 3            | 3            | —            | 5            | 1            | 5             | 5            | 20       |
| 637                  | 338            | 205           | 94           | 552           | 42           | 85           | 33           | 52           | 123          | 117          | 271           | 126          | 21       |
| 31 287               | 15 564         | 11 624        | 4 100        | 28 760        | 2 909        | 2 527        | 1 308        | 1 191        | 6 802        | 6 290        | 9 969         | 8 227        | 22       |
| 30 566               | 15 177         | 11 397        | 3 991        | 28 094        | 2 824        | 2 471        | 1 275        | 1 168        | 6 693        | 6 154        | 9 698         | 8 021        | 23       |
| 722                  | 387            | 227           | 108          | 666           | 85           | 56           | 33           | 23           | 108          | 137          | 271           | 206          | 24       |
| 226                  | 116            | 74            | 36           | 207           | 27           | 19           | 10           | 8            | 31           | 42           | 97            | 55           | 25       |
| 330                  | 174            | 107           | 49           | 295           | 35           | 35           | 21           | 14           | 40           | 80           | 106           | 105          | 26       |
| 69                   | 34             | 21            | 14           | 68            | 14           | —            | —            | —            | 12           | 8            | 27            | 21           | 27       |
| 23                   | 13             | 11            | —            | 21            | —            | 2            | 2            | —            | 6            | 1            | 13            | 3            | 28       |
| 74                   | 50             | 15            | 9            | 73            | 9            | —            | —            | —            | 18           | 6            | 28            | 21           | 29       |
| 2 683                | 44             | 1 133         | 1 505        | 345           | 31           | 2 338        | 854          | 1 475        | 508          | 498          | 1 221         | 456          | 30       |
| 2 621                | 40             | 1 097         | 1 483        | 332           | 29           | 2 289        | 825          | 1 454        | 495          | 487          | 1 190         | 448          | 31       |
| 62                   | 3              | 36            | 22           | 13            | 2            | 49           | 29           | 20           | 13           | 10           | 30            | 8            | 32       |
| 13                   | —              | 5             | 8            | —             | —            | 13           | 5            | 8            | 2            | 2            | 9             | —            | 33       |
| 38                   | 2              | 24            | 12           | 9             | 2            | 29           | 19           | 10           | 5            | 6            | 19            | 8            | 34       |
| —                    | —              | —             | —            | —             | —            | —            | —            | —            | —            | —            | —             | —            | 35       |
| 3                    | —              | 3             | —            | 3             | —            | —            | —            | —            | 3            | —            | —             | —            | 36       |
| 8                    | 1              | 4             | 2            | 1             | —            | 7            | 4            | 2            | 3            | 2            | 2             | —            | 37       |
| 24 791               | 11 456         | 9 288         | 4 047        | 21 231        | 1 993        | 3 561        | 1 476        | 2 054        | 6 119        | 4 872        | 7 732         | 6 068        | 38       |
| 21 632               | 9 752          | 8 258         | 3 622        | 18 487        | 1 786        | 3 146        | 1 283        | 1 837        | 5 260        | 4 197        | 6 904         | 5 272        | 39       |
| 2 723                | 1 472          | 867           | 383          | 2 354         | 187          | 369          | 167          | 196          | 789          | 586          | 651           | 696          | 40       |
| 1 059                | 664            | 289           | 106          | 966           | 58           | 93           | 46           | 47           | 354          | 243          | 237           | 225          | 41       |
| 59                   | 29             | 27            | 3            | 56            | 3            | 3            | 3            | —            | 18           | 17           | 6             | 19           | 42       |
| 465                  | 267            | 139           | 59           | 409           | 27           | 56           | 25           | 32           | 124          | 133          | 125           | 83           | 43       |
| 198                  | 126            | 39            | 32           | 179           | 21           | 19           | 7            | 11           | 73           | 41           | 33            | 51           | 44       |
| 89                   | 72             | 17            | —            | 85            | —            | 4            | 4            | —            | 50           | 18           | 13            | 8            | 45       |
| 233                  | 158            | 65            | 11           | 222           | 7            | 11           | 7            | 4            | 85           | 31           | 60            | 58           | 46       |
| 14                   | 13             | 1             | —            | 14            | —            | —            | —            | —            | 4            | 3            | —             | 7            | 47       |
| 1 788                | 897            | 604           | 288          | 1 508         | 139          | 281          | 127          | 149          | 478          | 360          | 445           | 506          | 48       |
| 255                  | 69             | 122           | 64           | 167           | 23           | 88           | 44           | 42           | 39           | 44           | 104           | 68           | 49       |
| 665                  | 383            | 190           | 92           | 592           | 51           | 73           | 31           | 42           | 194          | 125          | 181           | 165          | 50       |
| 533                  | 278            | 175           | 80           | 469           | 40           | 64           | 23           | 41           | 140          | 126          | 118           | 149          | 51       |
| 174                  | 94             | 55            | 25           | 146           | 8            | 28           | 11           | 17           | 29           | 14           | 21            | 109          | 52       |
| 485                  | 254            | 157           | 73           | 422           | 39           | 63           | 26           | 34           | 149          | 99           | 92            | 145          | 53       |
| 25                   | 20             | 3             | 2            | 24            | —            | 2            | —            | 2            | 14           | 4            | 4             | 3            | 54       |
| 9                    | 5              | 4             | —            | 9             | —            | —            | —            | —            | 5            | 4            | —             | —            | 55       |
| 436                  | 232            | 162           | 41           | 390           | 20           | 46           | 25           | 21           | 70           | 89           | 177           | 100          | 56       |
| 33 996               | 15 614         | 12 764        | 5 618        | 29 115        | 2 940        | 4 880        | 2 162        | 2 678        | 7 314        | 6 787        | 11 207        | 8 687        | 57       |
| 29 327               | 13 364         | 11 083        | 4 880        | 25 117        | 2 561        | 4 209        | 1 855        | 2 319        | 6 325        | 5 730        | 9 701         | 7 570        | 58       |
| 3 729                | 1 774          | 1 332         | 623          | 3 180         | 328          | 548          | 249          | 295          | 817          | 905          | 1 123         | 884          | 59       |
| 1 658                | 760            | 621           | 277          | 1 405         | 134          | 253          | 108          | 142          | 374          | 421          | 479           | 384          | 60       |
| 852                  | 432            | 278           | 142          | 730           | 78           | 122          | 56           | 64           | 175          | 189          | 252           | 235          | 61       |
| 382                  | 193            | 122           | 67           | 327           | 35           | 55           | 23           | 32           | 92           | 108          | 99            | 82           | 62       |
| 817                  | 379            | 307           | 131          | 701           | 76           | 117          | 62           | 55           | 173          | 184          | 283           | 177          | 63       |
| 19                   | 10             | 3             | 6            | 17            | 4            | 2            | —            | 2            | 3            | 3            | 8             | 5            | 64       |
| 940                  | 476            | 349           | 115          | 818           | 51           | 123          | 58           | 64           | 172          | 152          | 383           | 234          | 65       |

**Table 4-7. Additional Indicators of Housing Quality—Renter Occupied Units**

[Numbers in thousands. Consistent with the 1990 Census. ... means not applicable or sample too small. – means zero or rounds to zero]

| Characteristics   | Total occupied units | Housing unit characteristics |              |                   |              |              | Household characteristics |                             |                    |                     |  |
|---|----------------------|------------------------------|--------------|-------------------|--------------|--------------|---------------------------|-----------------------------|--------------------|---------------------|--|
|   |                      | New construction 4 years     | Mobile homes | Physical problems |              | Black        | Hispanic                  | Elderly (65 years and over) | Moved in past year | Below poverty level |  |
|   |                      |                              |              | Severe            | Moderate     |              |                           |                             |                    |                     |  |
| <b>1 Total</b> .....  | <b>34 007</b>        | <b>1 056</b>                 | <b>1 136</b> | <b>1 184</b>      | <b>2 769</b> | <b>6 923</b> | <b>4 955</b>              | <b>4 227</b>                | <b>11 811</b>      | <b>7 988</b>        |  |
| <b>Selected Amenities<sup>1</sup></b>                           |                      |                              |              |                   |              |              |                           |                             |                    |                     |  |
| 2 Porch, deck, balcony, or patio .....                          | 21 942               | 849                          | 887          | 581               | 1 735        | 4 158        | 2 860                     | 2 468                       | 7 811              | 4 699               |  |
| 3 Telephone available .....                                     | 31 791               | 935                          | 1 029        | 1 055             | 2 533        | 6 328        | 4 556                     | 4 027                       | 10 920             | 7 209               |  |
| 4 Usable fireplace .....  | 4 026                | 237                          | 78           | 86                | 212          | 563          | 416                       | 325                         | 1 605              | 511                 |  |
| 5 Separate dining room .....                                    | 8 875                | 216                          | 159          | 272               | 629          | 1 919        | 1 198                     | 895                         | 2 832              | 1 679               |  |
| 6 With 2 or more living rooms or recreation rooms, etc. ....    | 2 157                | 55                           | 51           | 27                | 99           | 348          | 171                       | 233                         | 683                | 313                 |  |
| 7 Garage or carport included with home .....                    | 10 612               | 379                          | 176          | 269               | 629          | 1 357        | 1 540                     | 1 112                       | 3 587              | 1 734               |  |
| 8 Not included .....  | 23 380               | 677                          | 960          | 915               | 2 141        | 5 563        | 3 413                     | 3 108                       | 8 221              | 6 252               |  |
| 9 Off-street parking included .....                             | 18 311               | 653                          | 905          | 555               | 1 537        | 4 121        | 2 347                     | 2 304                       | 6 977              | 4 701               |  |
| 10 Off-street parking not reported .....                        | 21                   | –                            | –            | –                 | 1            | 13           | 3                         | 11                          | 3                  | 9                   |  |
| 11 Garage or carport not reported .....                         | 15                   | –                            | –            | –                 | –            | 2            | 1                         | 6                           | 3                  | 2                   |  |
| <b>Cars and Trucks Available<sup>1</sup></b>                    |                      |                              |              |                   |              |              |                           |                             |                    |                     |  |
| 12 No cars, trucks, or vans .....                               | 6 867                | 74                           | 180          | 478               | 777          | 2 369        | 1 212                     | 1 935                       | 1 771              | 3 054               |  |
| 13 Other households without cars .....                          | 3 165                | 87                           | 168          | 92                | 257          | 359          | 555                       | 189                         | 1 233              | 629                 |  |
| 14 1 car with or without trucks or vans .....                   | 17 630               | 599                          | 586          | 506               | 1 315        | 3 292        | 2 327                     | 1 870                       | 6 473              | 3 553               |  |
| 15 2 cars .....   | 5 402                | 246                          | 177          | 84                | 366          | 792          | 757                       | 202                         | 1 975              | 630                 |  |
| 16 3 or more cars .....   | 943                  | 49                           | 26           | 23                | 53           | 111          | 103                       | 31                          | 360                | 122                 |  |
| 17 With cars, no trucks or vans .....                           | 18 503               | 732                          | 480          | 480               | 1 313        | 3 595        | 2 408                     | 1 826                       | 6 881              | 3 580               |  |
| 18 1 truck or van with or without cars .....                    | 6 803                | 199                          | 371          | 172               | 519          | 725          | 1 057                     | 340                         | 2 586              | 1 042               |  |
| 19 2 or more trucks or vans .....                               | 1 834                | 51                           | 106          | 54                | 161          | 233          | 278                       | 126                         | 573                | 312                 |  |
| <b>Owner or Manager on Property</b>                             |                      |                              |              |                   |              |              |                           |                             |                    |                     |  |
| 20 Rental, multiunit <sup>2</sup> .....                         | 21 347               | 690                          | ...          | 852               | 1 755        | 4 544        | 3 300                     | 3 039                       | 7 534              | 5 071               |  |
| 21 Owner or manager lives on property .....                     | 7 917                | 336                          | ...          | 278               | 572          | 1 409        | 1 333                     | 1 159                       | 2 776              | 1 712               |  |
| 22 Neither owner nor manager lives on property .....            | 13 430               | 354                          | ...          | 574               | 1 184        | 3 134        | 1 967                     | 1 880                       | 4 759              | 3 358               |  |
| <b>Selected Deficiencies<sup>1</sup></b>                        |                      |                              |              |                   |              |              |                           |                             |                    |                     |  |
| 23 Signs of rats in last 3 months .....                         | 477                  | 3                            | 27           | 84                | 158          | 163          | 155                       | 31                          | 117                | 180                 |  |
| 24 Signs of mice in last 3 months .....                         | 2 788                | 45                           | 175          | 214               | 450          | 893          | 584                       | 207                         | 730                | 946                 |  |
| 25 Signs of rodents, not sure which kind in last 3 months ..... | 211                  | 1                            | 2            | 17                | 41           | 72           | 47                        | 5                           | 69                 | 71                  |  |
| 26 Holes in floors .....  | 693                  | 4                            | 54           | 110               | 263          | 226          | 146                       | 55                          | 227                | 287                 |  |
| 27 Open cracks or holes (interior) .....                        | 2 896                | 57                           | 101          | 261               | 889          | 837          | 492                       | 169                         | 812                | 936                 |  |
| 28 Broken plaster or peeling paint (interior) .....             | 1 566                | 4                            | 64           | 180               | 639          | 428          | 306                       | 123                         | 348                | 495                 |  |
| 29 No electrical wiring .....                                   | 11                   | 4                            | –            | 4                 | 3            | –            | 3                         | 2                           | 5                  | 9                   |  |
| 30 Exposed wiring .....   | 281                  | 15                           | 10           | 32                | 47           | 53           | 28                        | 22                          | 124                | 89                  |  |
| 31 Rooms without electric outlets .....                         | 808                  | 21                           | 30           | 44                | 134          | 196          | 134                       | 70                          | 305                | 238                 |  |
| <b>Water Leakage During Last 12 Months</b>                      |                      |                              |              |                   |              |              |                           |                             |                    |                     |  |
| 32 No leakage from inside structure .....                       | 29 238               | 994                          | 969          | 878               | 1 948        | 5 762        | 4 259                     | 3 900                       | 10 329             | 6 723               |  |
| 33 With leakage from inside structure <sup>1</sup> .....        | 4 269                | 49                           | 153          | 294               | 783          | 1 027        | 649                       | 288                         | 1 338              | 1 109               |  |
| 34 Fixtures backed up or overflowed .....                       | 1 362                | 20                           | 33           | 114               | 279          | 349          | 209                       | 52                          | 443                | 416                 |  |
| 35 Pipes leaked .....   | 2 257                | 17                           | 90           | 175               | 444          | 553          | 374                       | 141                         | 687                | 582                 |  |
| 36 Broken water heater .....                                    | 278                  | –                            | 26           | 18                | 40           | 49           | 27                        | 20                          | 55                 | 67                  |  |
| 37 Other or unknown (includes not reported) .....               | 797                  | 12                           | 12           | 62                | 142          | 159          | 121                       | 90                          | 253                | 177                 |  |
| 38 Interior leakage not reported .....                          | 500                  | 14                           | 14           | 12                | 38           | 133          | 46                        | 58                          | 144                | 156                 |  |
| 39 No leakage from outside structure .....                      | 30 028               | 994                          | 938          | 940               | 1 995        | 6 015        | 4 446                     | 3 897                       | 10 788             | 7 040               |  |
| 40 With leakage from outside structure <sup>1</sup> .....       | 3 471                | 50                           | 184          | 234               | 732          | 772          | 460                       | 276                         | 866                | 788                 |  |
| 41 Roof .....   | 1 790                | 15                           | 122          | 117               | 434          | 457          | 230                       | 140                         | 397                | 467                 |  |
| 42 Basement .....   | 602                  | –                            | –            | 23                | 67           | 114          | 27                        | 26                          | 156                | 101                 |  |
| 43 Walls, closed windows, or doors .....                        | 1 030                | 34                           | 72           | 102               | 229          | 192          | 186                       | 91                          | 260                | 240                 |  |
| 44 Other or unknown (includes not reported) .....               | 444                  | 3                            | 7            | 50                | 96           | 118          | 69                        | 41                          | 129                | 104                 |  |
| 45 Exterior leakage not reported .....                          | 507                  | 12                           | 14           | 9                 | 42           | 135          | 49                        | 54                          | 158                | 160                 |  |
| <b>Overall Opinion of Structure</b>                             |                      |                              |              |                   |              |              |                           |                             |                    |                     |  |
| 46 1 (worst) .....  | 392                  | 7                            | 20           | 72                | 105          | 153          | 95                        | 36                          | 127                | 179                 |  |
| 47 2 .....  | 241                  | –                            | 20           | 18                | 53           | 79           | 45                        | 22                          | 87                 | 63                  |  |
| 48 3 .....  | 509                  | 3                            | 29           | 57                | 112          | 133          | 69                        | 32                          | 200                | 169                 |  |
| 49 4 .....  | 907                  | 18                           | 59           | 64                | 160          | 192          | 133                       | 65                          | 332                | 243                 |  |
| 50 5 .....  | 3 633                | 50                           | 213          | 216               | 412          | 807          | 626                       | 262                         | 1 230              | 1 059               |  |
| 51 6 .....  | 2 817                | 44                           | 73           | 69                | 265          | 614          | 344                       | 171                         | 1 018              | 598                 |  |
| 52 7 .....  | 5 858                | 97                           | 147          | 200               | 429          | 1 115        | 686                       | 382                         | 2 121              | 1 123               |  |
| 53 8 .....  | 8 807                | 321                          | 251          | 235               | 567          | 1 583        | 1 209                     | 956                         | 3 141              | 1 618               |  |
| 54 9 .....  | 3 539                | 192                          | 72           | 65                | 201          | 679          | 557                       | 573                         | 1 216              | 769                 |  |
| 55 10 (best) .....  | 5 940                | 264                          | 217          | 154               | 372          | 1 236        | 1 030                     | 1 555                       | 1 882              | 1 712               |  |
| 56 Not reported .....   | 1 364                | 60                           | 36           | 35                | ...          | 331          | 159                       | 172                         | 457                | 456                 |  |
| <b>Selected Physical Problems</b>                               |                      |                              |              |                   |              |              |                           |                             |                    |                     |  |
| 57 Severe physical problems <sup>1</sup> .....                  | 1 184                | 27                           | 24           | 1 184             | ...          | 342          | 265                       | 152                         | 324                | 419                 |  |
| 58 Plumbing .....   | 776                  | 27                           | 12           | 776               | ...          | 179          | 141                       | 126                         | 232                | 242                 |  |
| 59 Heating .....  | 323                  | –                            | 11           | 323               | ...          | 136          | 97                        | 24                          | 58                 | 130                 |  |
| 60 Electric .....   | 48                   | 4                            | 2            | 48                | ...          | 13           | 11                        | 2                           | 19                 | 18                  |  |
| 61 Upkeep .....   | 71                   | –                            | –            | 71                | ...          | 40           | 23                        | 1                           | 20                 | 50                  |  |
| 62 Hallways .....   | 7                    | –                            | –            | ...               | ...          | 1            | –                         | –                           | 3                  | –                   |  |
| 63 Moderate physical problems <sup>1</sup> .....                | 2 769                | 52                           | 93           | ...               | 2 769        | 803          | 442                       | 294                         | 913                | 882                 |  |
| 64 Plumbing .....   | 134                  | 8                            | 5            | ...               | 134          | 45           | 13                        | 5                           | 69                 | 47                  |  |
| 65 Heating .....  | 692                  | 8                            | 46           | ...               | 692          | 254          | 147                       | 88                          | 202                | 284                 |  |
| 66 Upkeep .....   | 829                  | –                            | 36           | ...               | 829          | 251          | 111                       | 55                          | 166                | 273                 |  |
| 67 Hallways .....   | 121                  | 3                            | –            | ...               | 121          | 40           | 29                        | 13                          | 52                 | 22                  |  |
| 68 Kitchen .....  | 1 176                | 33                           | 5            | ...               | 1 176        | 291          | 169                       | 142                         | 481                | 345                 |  |

| Total occupied units | In MSAs        |         | Outside MSAs | Urban  |              | Rural |         |              | Regions   |         |        |       |    |
|----------------------|----------------|---------|--------------|--------|--------------|-------|---------|--------------|-----------|---------|--------|-------|----|
|                      | Central cities | Suburbs |              | Total  | Outside MSAs | Total | Suburbs | Outside MSAs | Northeast | Midwest | South  | West  |    |
| 34 007               | 15 619         | 12 766  | 5 622        | 29 120 | 2 940        | 4 887 | 2 164   | 2 683        | 7 314     | 6 791   | 11 209 | 8 692 | 1  |
| 21 942               | 8 863          | 9 143   | 3 936        | 18 125 | 1 906        | 3 817 | 1 747   | 2 030        | 3 014     | 4 307   | 8 572  | 6 049 | 2  |
| 31 791               | 14 526         | 12 006  | 5 259        | 27 217 | 2 747        | 4 574 | 2 022   | 2 512        | 6 881     | 6 349   | 10 392 | 8 169 | 3  |
| 4 026                | 1 567          | 1 916   | 543          | 3 284  | 202          | 742   | 393     | 342          | 305       | 464     | 1 519  | 1 738 | 4  |
| 8 875                | 4 199          | 3 387   | 1 289        | 7 623  | 618          | 1 253 | 575     | 671          | 2 081     | 2 020   | 2 829  | 1 945 | 5  |
| 2 157                | 716            | 1 029   | 412          | 1 642  | 154          | 516   | 248     | 258          | 394       | 387     | 793    | 583   | 6  |
| 10 612               | 4 272          | 4 716   | 1 624        | 8 950  | 758          | 1 662 | 783     | 866          | 1 068     | 2 212   | 2 332  | 5 000 | 7  |
| 23 380               | 11 336         | 8 045   | 3 999        | 20 155 | 2 182        | 3 225 | 1 381   | 1 817        | 6 238     | 4 578   | 8 873  | 3 690 | 8  |
| 18 311               | 7 438          | 7 243   | 3 630        | 15 313 | 1 949        | 2 998 | 1 290   | 1 681        | 3 459     | 3 764   | 8 120  | 2 967 | 9  |
| 21                   | 19             | -       | 2            | 21     | 2            | 9     | -       | -            | 15        | 5       | -      | -     | 10 |
| 15                   | 10             | 5       | -            | 15     | -            | -     | -       | -            | 8         | 1       | 4      | 2     | 11 |
| 6 867                | 4 425          | 1 581   | 861          | 6 366  | 527          | 502   | 168     | 334          | 2 608     | 1 213   | 1 878  | 1 169 | 12 |
| 3 165                | 1 254          | 1 212   | 699          | 2 508  | 318          | 656   | 266     | 380          | 445       | 620     | 1 117  | 982   | 13 |
| 17 630               | 7 567          | 7 030   | 3 033        | 14 989 | 1 598        | 2 641 | 1 190   | 1 435        | 3 216     | 3 613   | 6 105  | 4 696 | 14 |
| 5 402                | 2 040          | 2 510   | 852          | 4 467  | 406          | 936   | 476     | 446          | 902       | 1 166   | 1 825  | 1 510 | 15 |
| 943                  | 332            | 432     | 178          | 791    | 90           | 152   | 64      | 88           | 143       | 180     | 285    | 335   | 16 |
| 18 503               | 8 115          | 7 704   | 2 684        | 16 211 | 1 544        | 2 292 | 1 133   | 1 141        | 3 542     | 3 893   | 6 224  | 4 844 | 17 |
| 6 803                | 2 429          | 2 789   | 1 585        | 5 204  | 702          | 1 599 | 706     | 883          | 818       | 1 355   | 2 460  | 2 169 | 18 |
| 1 834                | 649            | 692     | 493          | 1 340  | 167          | 494   | 157     | 326          | 347       | 330     | 647    | 511   | 19 |
| 21 347               | 11 364         | 7 681   | 2 303        | 19 906 | 1 675        | 1 441 | 791     | 627          | 5 708     | 4 390   | 6 060  | 5 189 | 20 |
| 7 917                | 4 099          | 3 212   | 606          | 7 415  | 447          | 502   | 333     | 159          | 1 584     | 1 415   | 2 260  | 2 658 | 21 |
| 13 430               | 7 264          | 4 469   | 1 697        | 12 491 | 1 228        | 939   | 458     | 468          | 4 124     | 2 975   | 3 799  | 2 531 | 22 |
| 477                  | 309            | 124     | 44           | 424    | 16           | 53    | 25      | 29           | 97        | 41      | 224    | 115   | 23 |
| 2 788                | 1 545          | 702     | 541          | 2 206  | 192          | 582   | 233     | 348          | 873       | 567     | 817    | 530   | 24 |
| 211                  | 119            | 69      | 22           | 190    | 11           | 21    | 9       | 12           | 55        | 27      | 87     | 42    | 25 |
| 693                  | 406            | 179     | 108          | 610    | 62           | 83    | 38      | 45           | 186       | 83      | 275    | 150   | 26 |
| 2 896                | 1 630          | 793     | 473          | 2 583  | 265          | 313   | 99      | 208          | 680       | 606     | 912    | 698   | 27 |
| 1 566                | 891            | 439     | 236          | 1 361  | 102          | 206   | 71      | 134          | 434       | 288     | 481    | 363   | 28 |
| 11                   | 5              | 2       | 5            | 5      | -            | 7     | 2       | 5            | -         | 5       | 2      | 5     | 29 |
| 281                  | 122            | 112     | 46           | 235    | 24           | 45    | 23      | 22           | 54        | 50      | 97     | 80    | 30 |
| 808                  | 364            | 282     | 161          | 653    | 69           | 155   | 62      | 92           | 181       | 155     | 251    | 221   | 31 |
| 29 238               | 13 207         | 11 106  | 4 925        | 24 892 | 2 552        | 4 346 | 1 935   | 2 373        | 6 277     | 5 873   | 9 515  | 7 573 | 32 |
| 4 269                | 2 152          | 1 477   | 640          | 3 787  | 363          | 482   | 203     | 277          | 957       | 828     | 1 461  | 1 024 | 33 |
| 1 362                | 634            | 516     | 213          | 1 234  | 150          | 128   | 65      | 63           | 227       | 263     | 469    | 404   | 34 |
| 2 257                | 1 179          | 717     | 362          | 1 991  | 192          | 267   | 96      | 169          | 569       | 386     | 744    | 558   | 35 |
| 278                  | 116            | 96      | 67           | 226    | 31           | 53    | 17      | 36           | 42        | 66      | 110    | 59    | 36 |
| 797                  | 442            | 259     | 96           | 723    | 55           | 74    | 32      | 41           | 217       | 168     | 265    | 148   | 37 |
| 500                  | 260            | 183     | 57           | 442    | 24           | 59    | 26      | 33           | 81        | 90      | 233    | 96    | 38 |
| 30 028               | 13 730         | 11 385  | 4 914        | 25 802 | 2 624        | 4 227 | 1 897   | 2 290        | 6 378     | 5 829   | 9 934  | 7 888 | 39 |
| 3 471                | 1 629          | 1 185   | 657          | 2 865  | 291          | 606   | 240     | 366          | 854       | 878     | 1 034  | 705   | 40 |
| 1 790                | 876            | 566     | 347          | 1 460  | 145          | 330   | 128     | 202          | 422       | 387     | 600    | 380   | 41 |
| 602                  | 224            | 226     | 153          | 466    | 72           | 136   | 55      | 81           | 190       | 307     | 56     | 49    | 42 |
| 1 030                | 505            | 371     | 154          | 885    | 69           | 145   | 60      | 85           | 249       | 233     | 320    | 227   | 43 |
| 444                  | 242            | 130     | 73           | 395    | 31           | 50    | 8       | 41           | 108       | 72      | 159    | 106   | 44 |
| 507                  | 260            | 196     | 51           | 454    | 24           | 54    | 27      | 27           | 83        | 84      | 241    | 100   | 45 |
| 392                  | 240            | 110     | 42           | 375    | 31           | 18    | 7       | 11           | 66        | 72      | 146    | 108   | 46 |
| 241                  | 116            | 84      | 41           | 189    | 9            | 53    | 21      | 32           | 39        | 51      | 90     | 62    | 47 |
| 509                  | 225            | 169     | 115          | 443    | 72           | 66    | 23      | 43           | 96        | 135     | 139    | 139   | 48 |
| 907                  | 468            | 301     | 138          | 793    | 80           | 114   | 57      | 57           | 188       | 155     | 295    | 269   | 49 |
| 3 633                | 1 737          | 1 209   | 687          | 3 108  | 364          | 525   | 200     | 323          | 716       | 684     | 1 221  | 1 011 | 50 |
| 2 817                | 1 357          | 1 002   | 458          | 2 470  | 276          | 348   | 164     | 182          | 567       | 525     | 913    | 812   | 51 |
| 5 858                | 2 813          | 2 179   | 865          | 5 156  | 511          | 702   | 343     | 354          | 1 225     | 1 266   | 1 867  | 1 500 | 52 |
| 8 807                | 3 918          | 3 471   | 1 418        | 7 453  | 697          | 1 354 | 613     | 722          | 1 897     | 1 779   | 2 844  | 2 288 | 53 |
| 3 539                | 1 609          | 1 379   | 551          | 3 009  | 255          | 530   | 231     | 296          | 846       | 704     | 1 056  | 933   | 54 |
| 5 940                | 2 475          | 2 301   | 1 163        | 4 920  | 573          | 1 020 | 422     | 591          | 1 406     | 1 203   | 2 033  | 1 298 | 55 |
| 1 364                | 659            | 560     | 145          | 1 207  | 73           | 157   | 83      | 72           | 268       | 218     | 605    | 273   | 56 |
| 1 184                | 720            | 305     | 158          | 1 063  | 81           | 120   | 41      | 77           | 402       | 201     | 287    | 294   | 57 |
| 776                  | 425            | 216     | 134          | 673    | 66           | 103   | 32      | 69           | 223       | 147     | 194    | 212   | 58 |
| 323                  | 230            | 82      | 11           | 307    | 7            | 15    | 11      | 4            | 135       | 49      | 73     | 66    | 59 |
| 48                   | 37             | 6       | 5            | 42     | -            | 6     | 2       | 4            | 17        | 11      | 5      | 14    | 60 |
| 71                   | 52             | 7       | 12           | 69     | 10           | 3     | -       | 3            | 27        | 4       | 36     | 5     | 61 |
| 7                    | 4              | -       | 3            | 7      | 3            | -     | -       | -            | 5         | 1       | -      | -     | 62 |
| 2 769                | 1 433          | 761     | 575          | 2 386  | 316          | 383   | 125     | 259          | 502       | 440     | 1 219  | 609   | 63 |
| 134                  | 71             | 39      | 24           | 119    | 18           | 14    | 8       | 6            | 24        | 20      | 64     | 26    | 64 |
| 692                  | 289            | 95      | 309          | 498    | 156          | 194   | 41      | 153          | 10        | 21      | 619    | 41    | 65 |
| 829                  | 480            | 209     | 140          | 727    | 69           | 101   | 31      | 71           | 204       | 165     | 266    | 194   | 66 |
| 121                  | 79             | 30      | 13           | 119    | 13           | 2     | 2       | -            | 38        | 17      | 45     | 22    | 67 |
| 1 176                | 643            | 409     | 124          | 1 092  | 85           | 83    | 44      | 39           | 263       | 240     | 326    | 347   | 68 |

**Table 4-7. Additional Indicators of Housing Quality—Renter Occupied Units—Con.**

[Numbers in thousands. Consistent with the 1990 Census. ... means not applicable or sample too small. – means zero or rounds to zero]

|   | Characteristics                         | Total occupied units | Housing unit characteristics |              |                   |          | Household characteristics |          |                             |                    |                     |
|---|---|----------------------|------------------------------|--------------|-------------------|----------|---------------------------|----------|-----------------------------|--------------------|---------------------|
|   |   |                      | New construction 4 years     | Mobile homes | Physical problems |          | Black                     | Hispanic | Elderly (65 years and over) | Moved in past year | Below poverty level |
|   |   |                      |                              |              | Severe            | Moderate |                           |          |                             |                    |                     |
| <b>Renter Maintenance Quality</b>       |   |                      |                              |              |                   |          |                           |          |                             |                    |                     |
| 1                                       | Major repairs needed <sup>3</sup> ..... | 25 541               | 703                          | 785          | 842               | 1 876    | 5 276                     | 3 693    | 3 453                       | 7 739              | 5 911               |
| 2                                       | Work usually started quickly .....      | 21 520               | 653                          | 671          | 587               | 1 336    | 4 069                     | 2 980    | 3 146                       | 6 468              | 4 745               |
| 3                                       | Management solved problem quickly ..... | 23 039               | 673                          | 709          | 677               | 1 531    | 4 629                     | 3 252    | 3 251                       | 6 950              | 5 221               |
| 4                                       | Management polite and considerate ..... | 24 783               | 677                          | 757          | 812               | 1 776    | 5 102                     | 3 532    | 3 397                       | 7 500              | 5 684               |
| 5                                       | Minor repairs needed <sup>3</sup> ..... | 26 511               | 783                          | 764          | 855               | 1 912    | 5 474                     | 3 754    | 3 582                       | 8 234              | 6 144               |
| 6                                       | Started quickly enough usually .....    | 23 018               | 742                          | 679          | 652               | 1 439    | 4 484                     | 3 219    | 3 350                       | 7 093              | 5 206               |
| 7                                       | Solved the problem quickly .....        | 24 432               | 755                          | 712          | 714               | 1 625    | 4 952                     | 3 403    | 3 466                       | 7 562              | 5 574               |
| 8                                       | Polite .....                            | 25 939               | 760                          | 744          | 827               | 1 817    | 5 331                     | 3 660    | 3 544                       | 8 049              | 5 964               |
| <b>Building and Ground Maintenance</b>  |   |                      |                              |              |                   |          |                           |          |                             |                    |                     |
| Building Maintenance Quality            |   |                      |                              |              |                   |          |                           |          |                             |                    |                     |
| 9                                       | Completely satisfied .....              | 23 188               | 868                          | 715          | 612               | 1 364    | 4 178                     | 3 333    | 3 378                       | 8 210              | 5 086               |
| 10                                      | Partly satisfied .....                  | 6 871                | 122                          | 192          | 281               | 757      | 1 747                     | 941      | 494                         | 2 426              | 1 713               |
| 11                                      | Dissatisfied .....                      | 2 379                | 23                           | 54           | 252               | 484      | 701                       | 508      | 139                         | 707                | 769                 |
| 12                                      | Landlord not responsible .....          | 794                  | 16                           | 158          | 19                | 111      | 108                       | 99       | 136                         | 182                | 178                 |
| 13                                      | Not reported .....                      | 774                  | 26                           | 18           | 19                | 53       | 188                       | 74       | 80                          | 286                | 242                 |
| Ground Maintenance Quality              |   |                      |                              |              |                   |          |                           |          |                             |                    |                     |
| 14                                      | Completely satisfied .....              | 22 860               | 832                          | 670          | 628               | 1 446    | 4 147                     | 3 303    | 3 328                       | 8 018              | 5 120               |
| 15                                      | Partly satisfied .....                  | 5 307                | 126                          | 103          | 246               | 534      | 1 439                     | 784      | 416                         | 1 837              | 1 313               |
| 16                                      | Dissatisfied .....                      | 2 172                | 11                           | 56           | 221               | 396      | 665                       | 492      | 142                         | 731                | 693                 |
| 17                                      | Landlord not responsible .....          | 2 899                | 60                           | 287          | 63                | 330      | 485                       | 304      | 262                         | 949                | 613                 |
| 18                                      | Not reported .....                      | 768                  | 26                           | 20           | 26                | 63       | 187                       | 71       | 78                          | 275                | 250                 |
| Building and Ground Maintenance Quality |   |                      |                              |              |                   |          |                           |          |                             |                    |                     |
| 19                                      | Completely satisfied with both .....    | 26 020               | 930                          | 808          | 702               | 1 674    | 4 811                     | 3 678    | 3 594                       | 9 247              | 5 754               |
| 20                                      | Completely dissatisfied with both ..... | 3 297                | 32                           | 81           | 308               | 603      | 976                       | 664      | 203                         | 1 085              | 1 003               |

<sup>1</sup>Figures may not add to total because more than one category may apply to a unit.

<sup>2</sup>Two or more units of any tenure in structure.

<sup>3</sup>When landlord responsible for repairs and when at least 1 condition answered.

| Total occupied units | In MSAs        |         | Outside MSAs | Urban  |              | Rural |         |              | Regions   |         |       |       |    |
|----------------------|----------------|---------|--------------|--------|--------------|-------|---------|--------------|-----------|---------|-------|-------|----|
|                      | Central cities | Suburbs |              | Total  | Outside MSAs | Total | Suburbs | Outside MSAs | Northeast | Midwest | South | West  |    |
| 25 541               | 11 804         | 9 671   | 4 067        | 21 999 | 2 118        | 3 542 | 1 570   | 1 949        | 5 676     | 5 112   | 8 415 | 6 339 | 1  |
| 21 520               | 9 718          | 8 284   | 3 518        | 18 417 | 1 808        | 3 103 | 1 372   | 1 710        | 4 797     | 4 303   | 7 037 | 5 382 | 2  |
| 23 039               | 10 517         | 8 798   | 3 724        | 19 771 | 1 923        | 3 268 | 1 444   | 1 800        | 5 168     | 4 596   | 7 627 | 5 648 | 3  |
| 24 783               | 11 422         | 9 377   | 3 985        | 21 301 | 2 063        | 3 481 | 1 535   | 1 922        | 5 507     | 4 997   | 8 154 | 6 124 | 4  |
| 26 511               | 12 266         | 10 114  | 4 131        | 22 937 | 2 170        | 3 574 | 1 585   | 1 961        | 5 870     | 5 366   | 8 659 | 6 616 | 5  |
| 23 018               | 10 456         | 8 901   | 3 661        | 19 788 | 1 896        | 3 229 | 1 441   | 1 765        | 5 084     | 4 660   | 7 546 | 5 728 | 6  |
| 24 432               | 11 220         | 9 367   | 3 845        | 21 050 | 1 986        | 3 383 | 1 498   | 1 859        | 5 413     | 4 963   | 7 992 | 6 064 | 7  |
| 25 939               | 11 984         | 9 885   | 4 070        | 22 411 | 2 129        | 3 528 | 1 559   | 1 941        | 5 735     | 5 258   | 8 479 | 6 467 | 8  |
| 23 188               | 10 132         | 9 110   | 3 946        | 19 617 | 1 989        | 3 571 | 1 589   | 1 956        | 5 022     | 4 649   | 7 586 | 5 931 | 9  |
| 6 871                | 3 522          | 2 327   | 1 023        | 6 170  | 646          | 701   | 316     | 377          | 1 474     | 1 395   | 2 185 | 1 817 | 10 |
| 2 379                | 1 362          | 746     | 271          | 2 201  | 178          | 179   | 84      | 93           | 569       | 466     | 707   | 637   | 11 |
| 794                  | 196            | 298     | 300          | 448    | 83           | 346   | 126     | 217          | 110       | 134     | 400   | 149   | 12 |
| 774                  | 407            | 285     | 82           | 685    | 44           | 90    | 49      | 39           | 140       | 147     | 331   | 157   | 13 |
| 22 860               | 10 219         | 8 951   | 3 691        | 19 606 | 1 930        | 3 254 | 1 465   | 1 761        | 5 132     | 4 677   | 7 330 | 5 721 | 14 |
| 5 307                | 2 815          | 1 897   | 595          | 4 845  | 398          | 462   | 261     | 196          | 1 200     | 1 012   | 1 611 | 1 484 | 15 |
| 2 172                | 1 274          | 634     | 264          | 2 008  | 154          | 164   | 53      | 110          | 495       | 354     | 683   | 640   | 16 |
| 2 899                | 904            | 1 001   | 994          | 1 990  | 416          | 910   | 326     | 578          | 324       | 614     | 1 258 | 703   | 17 |
| 768                  | 407            | 283     | 78           | 671    | 42           | 98    | 59      | 37           | 163       | 133     | 328   | 144   | 18 |
| 26 020               | 11 527         | 10 095  | 4 398        | 22 137 | 2 268        | 3 884 | 1 720   | 2 130        | 5 597     | 5 342   | 8 458 | 6 623 | 19 |
| 3 297                | 1 831          | 1 027   | 439          | 3 019  | 274          | 279   | 111     | 166          | 736       | 612     | 1 016 | 933   | 20 |

**Table 4-8. Neighborhood—Renter Occupied Units**

[Numbers in thousands. Consistent with the 1990 Census. ... means not applicable or sample too small. — means zero or rounds to zero]

| Characteristics  | Total occupied units | Housing unit characteristics |              |                   |              |              | Household characteristics |                             |                    |                     |  |
|--|----------------------|------------------------------|--------------|-------------------|--------------|--------------|---------------------------|-----------------------------|--------------------|---------------------|--|
|  |                      | New construction 4 years     | Mobile homes | Physical problems |              | Black        | Hispanic                  | Elderly (65 years and over) | Moved in past year | Below poverty level |  |
|  |                      |                              |              | Severe            | Moderate     |              |                           |                             |                    |                     |  |
| <b>1 Total</b> .....                                       | <b>34 007</b>        | <b>1 056</b>                 | <b>1 136</b> | <b>1 184</b>      | <b>2 769</b> | <b>6 923</b> | <b>4 955</b>              | <b>4 227</b>                | <b>11 811</b>      | <b>7 988</b>        |  |
| <b>Overall Opinion of Neighborhood</b>                     |                      |                              |              |                   |              |              |                           |                             |                    |                     |  |
| 2 1 (worst) .....  | 531                  | 9                            | 21           | 59                | 93           | 216          | 115                       | 37                          | 193                | 252                 |  |
| 3 2 .....  | 409                  | —                            | 11           | 33                | 48           | 112          | 74                        | 22                          | 151                | 126                 |  |
| 4 3 .....  | 692                  | 12                           | 20           | 50                | 97           | 193          | 111                       | 31                          | 232                | 240                 |  |
| 5 4 .....  | 971                  | 16                           | 45           | 48                | 114          | 257          | 146                       | 67                          | 372                | 284                 |  |
| 6 5 .....  | 3 434                | 51                           | 107          | 160               | 357          | 838          | 541                       | 268                         | 1 211              | 921                 |  |
| 7 6 .....  | 2 802                | 67                           | 89           | 85                | 254          | 597          | 344                       | 222                         | 1 059              | 595                 |  |
| 8 7 .....  | 5 047                | 124                          | 113          | 199               | 360          | 980          | 715                       | 373                         | 1 846              | 1 083               |  |
| 9 8 .....  | 8 179                | 310                          | 233          | 240               | 587          | 1 516        | 1 059                     | 977                         | 2 820              | 1 541               |  |
| 10 9 .....   | 4 052                | 161                          | 115          | 94                | 271          | 670          | 626                       | 592                         | 1 396              | 807                 |  |
| 11 10 (best) .....   | 6 377                | 241                          | 338          | 175               | 482          | 1 192        | 1 049                     | 1 419                       | 2 025              | 1 646               |  |
| 12 No neighborhood .....                                   | 100                  | 5                            | 7            | 2                 | 9            | 13           | 17                        | —                           | 27                 | 26                  |  |
| 13 Not reported .....                                      | 1 414                | 60                           | 37           | 40                | 97           | 337          | 158                       | 193                         | 478                | 467                 |  |
| <b>Street Noise or Traffic</b>                             |                      |                              |              |                   |              |              |                           |                             |                    |                     |  |
| 14 Street noise or traffic present .....                   | 12 430               | 299                          | 275          | 545               | 1 242        | 2 759        | 1 601                     | 1 336                       | 3 957              | 2 989               |  |
| 15 Condition not bothersome .....                          | 7 404                | 197                          | 161          | 284               | 671          | 1 592        | 861                       | 909                         | 2 385              | 1 717               |  |
| 16 Condition bothersome .....                              | 4 992                | 97                           | 114          | 261               | 569          | 1 156        | 741                       | 422                         | 1 548              | 1 261               |  |
| 17 So bothered they want to move .....                     | 2 336                | 40                           | 45           | 155               | 333          | 660          | 377                       | 126                         | 676                | 684                 |  |
| 18 Not reported .....                                      | 14                   | —                            | —            | —                 | 3            | 1            | 1                         | —                           | 7                  | 5                   |  |
| 19 Bothersome not reported .....                           | 34                   | 5                            | —            | —                 | 2            | 10           | —                         | 5                           | 24                 | 12                  |  |
| 20 Not reported .....                                      | 520                  | 18                           | 10           | 15                | 38           | 142          | 49                        | 65                          | 134                | 162                 |  |
| <b>Neighborhood Crime</b>                                  |                      |                              |              |                   |              |              |                           |                             |                    |                     |  |
| 21 Neighborhood crime present .....                        | 6 863                | 114                          | 162          | 351               | 754          | 1 953        | 1 056                     | 558                         | 1 971              | 1 827               |  |
| 22 Condition not bothersome .....                          | 2 888                | 66                           | 90           | 105               | 266          | 839          | 330                       | 279                         | 796                | 683                 |  |
| 23 Condition bothersome .....                              | 3 949                | 48                           | 73           | 246               | 486          | 1 107        | 725                       | 277                         | 1 160              | 1 129               |  |
| 24 So bothered they want to move .....                     | 2 170                | 33                           | 42           | 161               | 320          | 706          | 446                       | 113                         | 608                | 732                 |  |
| 25 Not reported .....                                      | 11                   | —                            | —            | —                 | —            | 3            | —                         | —                           | 5                  | 6                   |  |
| 26 Bothersome not reported .....                           | 26                   | —                            | —            | —                 | 2            | 7            | —                         | 1                           | 14                 | 15                  |  |
| 27 Not reported .....                                      | 931                  | 32                           | 12           | 36                | 81           | 241          | 98                        | 101                         | 371                | 262                 |  |
| <b>Odors</b>   |                      |                              |              |                   |              |              |                           |                             |                    |                     |  |
| 28 Odors present .....                                     | 2 695                | 55                           | 83           | 175               | 392          | 718          | 440                       | 240                         | 792                | 832                 |  |
| 29 Condition not bothersome .....                          | 960                  | 34                           | 25           | 59                | 127          | 225          | 134                       | 114                         | 256                | 230                 |  |
| 30 Condition bothersome .....                              | 1 733                | 21                           | 58           | 117               | 265          | 492          | 306                       | 125                         | 536                | 602                 |  |
| 31 So bothered they want to move .....                     | 885                  | 8                            | 22           | 87                | 159          | 297          | 177                       | 52                          | 273                | 363                 |  |
| 32 Not reported .....                                      | 3                    | —                            | —            | —                 | 3            | 3            | —                         | —                           | —                  | —                   |  |
| 33 Bothersome not reported .....                           | 1                    | —                            | —            | —                 | —            | —            | —                         | —                           | —                  | —                   |  |
| 34 Not reported .....                                      | 544                  | 22                           | 10           | 15                | 39           | 146          | 51                        | 59                          | 150                | 174                 |  |
| <b>Other Bothersome Neighborhood Conditions</b>            |                      |                              |              |                   |              |              |                           |                             |                    |                     |  |
| 35 No other problems .....                                 | 28 213               | 888                          | 979          | 952               | 2 193        | 5 605        | 4 177                     | 3 777                       | 9 877              | 6 610               |  |
| 36 With other problems <sup>1</sup> .....                  | 5 234                | 142                          | 147          | 214               | 535          | 1 171        | 727                       | 393                         | 1 773              | 1 205               |  |
| 37 Noise .....   | 1 157                | 35                           | 20           | 52                | 120          | 215          | 161                       | 80                          | 438                | 275                 |  |
| 38 Litter or housing deterioration .....                   | 662                  | 6                            | 7            | 44                | 112          | 201          | 124                       | 50                          | 185                | 204                 |  |
| 39 Poor city or county services .....                      | 316                  | 5                            | 10           | 10                | 64           | 102          | 66                        | 14                          | 86                 | 99                  |  |
| 40 Undesirable commercial, institutional, industrial ..... | 275                  | 6                            | 3            | 27                | 29           | 45           | 39                        | 17                          | 85                 | 65                  |  |
| 41 People .....  | 1 758                | 36                           | 31           | 96                | 210          | 385          | 262                       | 128                         | 558                | 468                 |  |
| 42 Other .....   | 2 527                | 71                           | 84           | 99                | 253          | 611          | 323                       | 182                         | 846                | 529                 |  |
| 43 No problem .....  | 63                   | —                            | —            | 7                 | 4            | 15           | 6                         | 8                           | 26                 | 16                  |  |
| 44 Type of problem not reported .....                      | 154                  | —                            | 8            | 7                 | 6            | 27           | 29                        | 15                          | 51                 | 39                  |  |
| 45 Other problems not reported .....                       | 560                  | 26                           | 10           | 17                | 41           | 147          | 51                        | 57                          | 161                | 173                 |  |
| <b>Public Elementary School<sup>1</sup></b>                |                      |                              |              |                   |              |              |                           |                             |                    |                     |  |
| 46 Households with children aged 5-15 .....                | 8 197                | 202                          | 337          | 314               | 759          | 2 242        | 1 912                     | 89                          | 2 560              | 2 639               |  |
| 47 Attend public school (K-12) .....                       | 7 369                | 178                          | 320          | 298               | 707          | 2 032        | 1 792                     | 75                          | 2 303              | 2 454               |  |
| 48 Attend private school (K-12) .....                      | 532                  | 6                            | 18           | 13                | 29           | 135          | 77                        | 5                           | 134                | 89                  |  |
| 49 Attend ungraded school, preschool, etc. ....            | 150                  | 5                            | —            | 2                 | 14           | 61           | 15                        | —                           | 57                 | 66                  |  |
| 50 Does not attend school .....                            | 68                   | 4                            | —            | —                 | 9            | 1            | 4                         | —                           | 26                 | 6                   |  |
| 51 Not reported .....                                      | 267                  | 8                            | 6            | 4                 | 21           | 82           | 49                        | 9                           | 86                 | 87                  |  |
| 52 Households with any children aged 0-13 .....            | 10 567               | 308                          | 461          | 405               | 911          | 2 728        | 2 476                     | 94                          | 3 797              | 3 315               |  |
| 53 Satisfactory public elementary school .....             | 7 694                | 205                          | 376          | 291               | 690          | 1 980        | 1 919                     | 70                          | 2 533              | 2 553               |  |
| 54 Unsatisfactory public elementary school .....           | 671                  | 16                           | 13           | 45                | 69           | 217          | 131                       | 9                           | 195                | 180                 |  |
| 55 So bothered they want to move .....                     | 351                  | 6                            | 9            | 26                | 45           | 118          | 80                        | 4                           | 77                 | 92                  |  |
| 56 Not reported .....                                      | 4                    | —                            | —            | —                 | —            | 1            | 3                         | —                           | 3                  | 4                   |  |
| 57 Not reported or don't know .....                        | 2 202                | 87                           | 72           | 70                | 152          | 531          | 426                       | 15                          | 1 068              | 582                 |  |
| 58 Public elementary school less than 1 mile .....         | 6 894                | 169                          | 148          | 285               | 593          | 1 937        | 1 869                     | 39                          | 2 338              | 2 314               |  |
| 59 Public elementary school 1 mile or more .....           | 3 124                | 117                          | 286          | 104               | 281          | 649          | 502                       | 46                          | 1 198              | 851                 |  |
| 60 Not reported .....                                      | 548                  | 22                           | 26           | 16                | 36           | 142          | 105                       | 9                           | 261                | 149                 |  |
| <b>Building Neighbor Noise<sup>2</sup></b>                 |                      |                              |              |                   |              |              |                           |                             |                    |                     |  |
| 61 Neighbor noise present .....                            | 15 071               | 513                          | —            | 589               | 1 269        | 3 359        | 2 072                     | 1 416                       | 5 482              | 3 423               |  |
| 62 Loudness bothersome .....                               | 4 703                | 199                          | —            | 256               | 489          | 1 119        | 708                       | 282                         | 1 698              | 1 161               |  |
| 63 Loudness not bothersome .....                           | 10 350               | 310                          | —            | 333               | 781          | 2 235        | 1 364                     | 1 131                       | 3 777              | 2 257               |  |
| 64 Loudness bothersome not reported .....                  | 18                   | 4                            | —            | —                 | —            | 6            | —                         | 3                           | 7                  | 5                   |  |
| 65 Time of noise bothersome .....                          | 4 641                | 180                          | —            | 277               | 471          | 1 149        | 721                       | 286                         | 1 686              | 1 120               |  |
| 66 Time of noise not bothersome .....                      | 10 404               | 333                          | —            | 308               | 795          | 2 200        | 1 350                     | 1 126                       | 3 789              | 2 294               |  |
| 67 Time bothersome not reported .....                      | 26                   | —                            | —            | 4                 | 3            | 11           | 1                         | 4                           | 7                  | 9                   |  |
| 68 Neighbor noise not present .....                        | 9 191                | 331                          | —            | 307               | 610          | 1 910        | 1 717                     | 1 879                       | 3 320              | 2 288               |  |
| 69 Not reported .....                                      | 544                  | 35                           | —            | 13                | 37           | 135          | 54                        | 58                          | 161                | 174                 |  |
| <b>Public Transportation</b>                               |                      |                              |              |                   |              |              |                           |                             |                    |                     |  |
| 70 With public transportation .....                        | 23 752               | 539                          | 236          | 936               | 1 952        | 5 470        | 4 009                     | 2 977                       | 7 936              | 5 742               |  |
| 71 Household uses it at least weekly .....                 | 7 032                | 82                           | 35           | 434               | 710          | 2 329        | 1 717                     | 953                         | 1 971              | 2 275               |  |
| 72 Satisfactory public transportation .....                | 6 570                | 78                           | 32           | 409               | 658          | 2 165        | 1 617                     | 921                         | 1 833              | 2 130               |  |
| 73 Unsatisfactory public transportation .....              | 457                  | 4                            | 3            | 25                | 52           | 159          | 100                       | 32                          | 136                | 145                 |  |
| 74 Not reported .....                                      | 4                    | —                            | —            | —                 | —            | 4            | —                         | —                           | 2                  | —                   |  |
| 75 Household uses it less than weekly .....                | 7 673                | 164                          | 94           | 265               | 601          | 1 587        | 1 096                     | 1 071                       | 2 404              | 1 890               |  |
| 76 Satisfactory public transportation .....                | 7 030                | 147                          | 74           | 247               | 538          | 1 472        | 997                       | 1 007                       | 2 202              | 1 724               |  |
| 77 Unsatisfactory public transportation .....              | 537                  | 11                           | 15           | 18                | 56           | 95           | 88                        | 47                          | 169                | 133                 |  |
| 78 Not reported .....                                      | 106                  | 7                            | 5            | —                 | 6            | 20           | 10                        | 18                          | 34                 | 33                  |  |
| 79 Household does not use .....                            | 8 861                | 284                          | 105          | 233               | 633          | 1 508        | 1 176                     | 929                         | 3 493              | 1 525               |  |
| 80 Not reported .....                                      | 186                  | 9                            | 2            | 5                 | 8            | 47           | 21                        | 24                          | 69                 | 52                  |  |
| 81 No public transportation .....                          | 8 846                | 434                          | 854          | 224               | 716          | 1 272        | 800                       | 1 110                       | 3 259              | 1 960               |  |
| 82 Not reported .....                                      | 1 409                | 83                           | 46           | 24                | 101          | 180          | 145                       | 141                         | 616                | 286                 |  |





Table 4-8. **Neighborhood—Renter Occupied Units—Con.**

[Numbers in thousands. Consistent with the 1990 Census. ... means not applicable or sample too small. – means zero or rounds to zero]

| Characteristics  | Total occupied units | Housing unit characteristics |              |                   |          | Household characteristics |          |                             |                    |                     |  |
|--|----------------------|------------------------------|--------------|-------------------|----------|---------------------------|----------|-----------------------------|--------------------|---------------------|--|
|  |                      | New construction 4 years     | Mobile homes | Physical problems |          | Black                     | Hispanic | Elderly (65 years and over) | Moved in past year | Below poverty level |  |
|  |                      |                              |              | Severe            | Moderate |                           |          |                             |                    |                     |  |
| <b>Neighborhood Shopping</b>   |                      |                              |              |                   |          |                           |          |                             |                    |                     |  |
| 1 Satisfactory neighborhood shopping .....                                 | 29 314               | 928                          | 817          | 1 000             | 2 248    | 5 729                     | 4 441    | 3 600                       | 10 220             | 6 633               |  |
| 2 Less than 1 mile .....   | 25 783               | 763                          | 482          | 911               | 2 013    | 5 192                     | 4 065    | 3 212                       | 8 953              | 5 838               |  |
| 3 1 mile or more .....   | 3 434                | 159                          | 335          | 87                | 226      | 521                       | 350      | 375                         | 1 217              | 754                 |  |
| 4 Not reported .....   | 96                   | 6                            | –            | 2                 | 9        | 15                        | 25       | 13                          | 49                 | 41                  |  |
| 5 Unsatisfactory neighborhood shopping .....                               | 3 997                | 107                          | 307          | 165               | 453      | 1 008                     | 433      | 527                         | 1 369              | 1 148               |  |
| 6 Not reported or don't know .....   | 696                  | 21                           | 12           | 19                | 68       | 186                       | 81       | 99                          | 223                | 208                 |  |
| <b>Police Protection</b>   |                      |                              |              |                   |          |                           |          |                             |                    |                     |  |
| 7 Satisfactory police protection .....                                     | 29 933               | 935                          | 947          | 973               | 2 267    | 5 790                     | 4 293    | 3 849                       | 10 318             | 6 788               |  |
| 8 Unsatisfactory police protection .....                                   | 2 539                | 51                           | 154          | 166               | 376      | 763                       | 463      | 243                         | 794                | 790                 |  |
| 9 Not reported .....   | 1 536                | 70                           | 35           | 44                | 126      | 370                       | 199      | 135                         | 699                | 410                 |  |
| <b>Description of Area Within 300 Feet<sup>1</sup></b>                     |                      |                              |              |                   |          |                           |          |                             |                    |                     |  |
| 10 Single-family detached houses .....                                     | 22 840               | 578                          | 747          | 752               | 1 869    | 4 457                     | 3 153    | 2 662                       | 7 748              | 5 321               |  |
| 11 Single-family attached .....  | 6 654                | 259                          | 37           | 190               | 503      | 1 551                     | 855      | 717                         | 2 312              | 1 237               |  |
| 12 1- to 3- story multiunit .....  | 16 889               | 620                          | 45           | 559               | 1 316    | 3 615                     | 2 752    | 1 912                       | 6 345              | 3 982               |  |
| 13 4- to 6- story multiunit .....  | 4 093                | 54                           | 16           | 247               | 443      | 991                       | 795      | 644                         | 1 066              | 1 012               |  |
| 14 7- or more story multiunit .....  | 2 190                | 24                           | 3            | 141               | 239      | 607                       | 385      | 435                         | 493                | 622                 |  |
| 15 Mobile homes .....  | 2 518                | 132                          | 893          | 85                | 281      | 382                       | 283      | 232                         | 928                | 748                 |  |
| 16 Commercial, or institutional .....                                      | 15 285               | 321                          | 251          | 677               | 1 339    | 3 452                     | 2 458    | 1 906                       | 5 306              | 3 738               |  |
| 17 Industrial or factories .....   | 2 222                | 33                           | 66           | 116               | 205      | 520                       | 451      | 192                         | 716                | 644                 |  |
| 18 Open space, park, woods, farm, or ranch .....                           | 11 525               | 462                          | 703          | 401               | 977      | 2 031                     | 1 412    | 1 305                       | 4 176              | 2 558               |  |
| 19 4 or more lane highway, railroad, or airport .....                      | 7 147                | 240                          | 170          | 283               | 609      | 1 587                     | 1 046    | 762                         | 2 641              | 1 652               |  |
| 20 Not reported .....  | 774                  | 35                           | 13           | 16                | 34       | 189                       | 91       | 92                          | 240                | 248                 |  |
| <b>Bodies of Water Within 300 Feet</b>                                     |                      |                              |              |                   |          |                           |          |                             |                    |                     |  |
| 21 Water in area .....   | 4 419                | 181                          | 244          | 141               | 331      | 625                       | 445      | 509                         | 1 652              | 851                 |  |
| 22 Waterfront property .....   | 549                  | 23                           | 23           | 16                | 35       | 96                        | 32       | 84                          | 193                | 94                  |  |
| 23 Not reported .....  | 23                   | 3                            | 2            | –                 | 1        | –                         | 6        | 6                           | 4                  | 12                  |  |
| 24 Flood plain .....   | 607                  | 9                            | 34           | 17                | 38       | 67                        | 52       | 60                          | 248                | 111                 |  |
| 25 Not reported .....  | 465                  | 18                           | 14           | 2                 | 37       | 62                        | 88       | 56                          | 219                | 79                  |  |
| 26 Water not reported .....  | 827                  | 35                           | 13           | 16                | 41       | 198                       | 100      | 105                         | 255                | 266                 |  |
| 27 No water in area .....  | 28 761               | 840                          | 880          | 1 026             | 2 397    | 6 100                     | 4 410    | 3 612                       | 9 904              | 6 872               |  |
| <b>Age of Other Residential Buildings Within 300 Feet</b>                  |                      |                              |              |                   |          |                           |          |                             |                    |                     |  |
| 28 Older .....   | 4 199                | 17                           | 218          | 226               | 505      | 864                       | 555      | 438                         | 1 379              | 1 018               |  |
| 29 About the same .....  | 21 312               | 511                          | 505          | 696               | 1 607    | 4 476                     | 3 078    | 2 281                       | 7 628              | 4 791               |  |
| 30 Newer .....   | 2 716                | 394                          | 163          | 76                | 147      | 409                       | 389      | 549                         | 1 041              | 579                 |  |
| 31 Very mixed .....  | 2 695                | 55                           | 150          | 79                | 274      | 481                       | 484      | 406                         | 859                | 730                 |  |
| 32 No other residential buildings .....                                    | 1 635                | 43                           | 69           | 85                | 142      | 284                       | 214      | 303                         | 456                | 377                 |  |
| 33 Not reported .....  | 1 449                | 35                           | 31           | 22                | 94       | 408                       | 234      | 248                         | 448                | 494                 |  |
| <b>Other Buildings Vandalized or With Interior Exposed Within 300 Feet</b> |                      |                              |              |                   |          |                           |          |                             |                    |                     |  |
| 34 None .....  | 29 113               | 949                          | 939          | 913               | 2 149    | 5 434                     | 4 195    | 3 694                       | 10 304             | 6 388               |  |
| 35 1 building .....  | 1 209                | 8                            | 47           | 70                | 188      | 361                       | 213      | 71                          | 344                | 363                 |  |
| 36 More than 1 building .....  | 1 303                | 11                           | 56           | 111               | 236      | 613                       | 225      | 93                          | 450                | 553                 |  |
| 37 No buildings .....  | 1 123                | 41                           | 67           | 46                | 107      | 173                       | 141      | 191                         | 286                | 248                 |  |
| 38 Not reported .....  | 1 259                | 47                           | 28           | 44                | 91       | 341                       | 180      | 178                         | 427                | 436                 |  |
| <b>Bars on Windows of Buildings Within 300 Feet</b>                        |                      |                              |              |                   |          |                           |          |                             |                    |                     |  |
| 39 No bars on windows .....  | 25 982               | 934                          | 997          | 749               | 1 928    | 4 576                     | 3 268    | 3 175                       | 9 424              | 5 597               |  |
| 40 1 building with bars .....  | 758                  | 13                           | 19           | 56                | 95       | 224                       | 104      | 60                          | 247                | 200                 |  |
| 41 2 or more buildings with bars .....                                     | 3 901                | 29                           | 19           | 254               | 460      | 1 342                     | 1 019    | 438                         | 1 134              | 1 220               |  |
| 42 No buildings .....  | 1 123                | 41                           | 67           | 46                | 107      | 173                       | 141      | 191                         | 286                | 248                 |  |
| 43 Not reported .....  | 2 242                | 39                           | 34           | 79                | 180      | 608                       | 422      | 362                         | 720                | 724                 |  |
| <b>Condition of Streets Within 300 Feet</b>                                |                      |                              |              |                   |          |                           |          |                             |                    |                     |  |
| 44 No repairs needed .....   | 20 334               | 774                          | 614          | 622               | 1 436    | 3 619                     | 2 924    | 2 664                       | 7 201              | 4 479               |  |
| 45 Minor repairs needed .....  | 10 341               | 193                          | 354          | 394               | 976      | 2 514                     | 1 466    | 1 146                       | 3 493              | 2 545               |  |
| 46 Major repairs needed .....  | 1 957                | 44                           | 103          | 130               | 267      | 474                       | 363      | 190                         | 694                | 579                 |  |
| 47 No streets .....  | 270                  | 10                           | 49           | 7                 | 37       | 31                        | 58       | 47                          | 78                 | 24                  |  |
| 48 Not reported .....  | 1 105                | 35                           | 16           | 32                | 53       | 284                       | 143      | 179                         | 346                | 361                 |  |
| <b>Trash, Litter, or Junk on Streets or Any Properties Within 300 Feet</b> |                      |                              |              |                   |          |                           |          |                             |                    |                     |  |
| 49 None .....  | 28 235               | 947                          | 973          | 819               | 2 026    | 5 290                     | 3 939    | 3 722                       | 9 885              | 6 072               |  |
| 50 Minor accumulation .....  | 3 537                | 52                           | 81           | 210               | 451      | 974                       | 643      | 277                         | 1 198              | 1 123               |  |
| 51 Major accumulation .....  | 1 329                | 21                           | 66           | 132               | 249      | 429                       | 256      | 109                         | 453                | 498                 |  |
| 52 Not reported .....  | 906                  | 37                           | 16           | 23                | 42       | 230                       | 116      | 119                         | 274                | 294                 |  |
| <b>Parking Lots<sup>1</sup></b>  |                      |                              |              |                   |          |                           |          |                             |                    |                     |  |
| 53 With parking lots .....   | 15 346               | 529                          | 195          | 537               | 1 208    | 3 092                     | 2 132    | 1 982                       | 5 771              | 3 628               |  |
| 54 Residents only .....  | 11 195               | 470                          | 74           | 347               | 828      | 2 404                     | 1 572    | 1 590                       | 4 390              | 2 724               |  |
| 55 Shoppers or workers only .....  | 4 032                | 91                           | 51           | 146               | 354      | 660                       | 571      | 491                         | 1 406              | 921                 |  |
| 56 Anyone .....  | 4 212                | 101                          | 97           | 214               | 379      | 820                       | 663      | 483                         | 1 551              | 981                 |  |
| 57 Kind not reported .....   | 200                  | –                            | 6            | 2                 | 21       | 32                        | 30       | 28                          | 53                 | 49                  |  |
| 58 No parking lots within 300 feet .....                                   | 17 826               | 491                          | 925          | 628               | 1 517    | 3 628                     | 2 726    | 2 127                       | 5 793              | 4 092               |  |
| 59 Parking lot not reported .....  | 834                  | 35                           | 16           | 19                | 44       | 202                       | 96       | 118                         | 248                | 268                 |  |
| <b>Mobile Homes in Group</b>   |                      |                              |              |                   |          |                           |          |                             |                    |                     |  |
| 60 Mobile homes .....  | 1 136                | 73                           | 1 136        | 24                | 93       | 93                        | 133      | 107                         | 423                | 335                 |  |
| 61 1 to 6 .....  | 793                  | 61                           | 793          | 10                | 77       | 69                        | 88       | 84                          | 265                | 224                 |  |
| 62 7 to 20 .....   | 115                  | –                            | 115          | 7                 | 6        | 2                         | 4        | 2                           | 56                 | 42                  |  |
| 63 21 or more .....  | 228                  | 12                           | 228          | 8                 | 10       | 22                        | 40       | 21                          | 102                | 69                  |  |

<sup>1</sup>Figures may not add to total because more than one category may apply to a unit.

<sup>2</sup>Limited to single attached and multiunits.

| Total occupied units | In MSAs        |         | Outside MSAs | Urban  |              | Rural |         |              | Regions   |         |       |       |    |
|----------------------|----------------|---------|--------------|--------|--------------|-------|---------|--------------|-----------|---------|-------|-------|----|
|                      | Central cities | Suburbs |              | Total  | Outside MSAs | Total | Suburbs | Outside MSAs | Northeast | Midwest | South | West  |    |
| 29 314               | 13 622         | 11 391  | 4 301        | 25 870 | 2 547        | 3 444 | 1 652   | 1 754        | 6 427     | 5 799   | 9 431 | 7 656 | 1  |
| 25 783               | 12 676         | 9 865   | 3 242        | 23 668 | 2 233        | 2 116 | 1 079   | 1 009        | 5 897     | 5 012   | 7 972 | 6 903 | 2  |
| 3 434                | 907            | 1 472   | 1 056        | 2 115  | 310          | 1 320 | 567     | 746          | 523       | 769     | 1 427 | 716   | 3  |
| 96                   | 39             | 54      | 4            | 87     | 4            | 9     | 6       | —            | 8         | 19      | 32    | 38    | 4  |
| 3 997                | 1 604          | 1 142   | 1 251        | 2 613  | 353          | 1 384 | 483     | 898          | 758       | 874     | 1 482 | 883   | 5  |
| 696                  | 393            | 233     | 70           | 637    | 40           | 59    | 29      | 30           | 129       | 118     | 296   | 153   | 6  |
| 29 933               | 13 453         | 11 510  | 4 970        | 25 777 | 2 718        | 4 156 | 1 869   | 2 252        | 6 498     | 6 044   | 9 813 | 7 578 | 7  |
| 2 539                | 1 340          | 675     | 524          | 1 984  | 155          | 555   | 183     | 369          | 569       | 483     | 834   | 653   | 8  |
| 1 536                | 826            | 580     | 129          | 1 360  | 68           | 176   | 113     | 61           | 247       | 265     | 562   | 462   | 9  |
| 22 840               | 9 983          | 8 495   | 4 362        | 19 290 | 2 341        | 3 550 | 1 505   | 2 021        | 4 623     | 4 811   | 7 074 | 6 331 | 10 |
| 6 654                | 3 607          | 2 622   | 425          | 6 218  | 316          | 437   | 315     | 109          | 1 752     | 1 164   | 2 033 | 1 705 | 11 |
| 16 889               | 8 807          | 6 328   | 1 754        | 15 850 | 1 341        | 1 040 | 610     | 413          | 3 197     | 3 455   | 5 139 | 5 099 | 12 |
| 4 093                | 3 247          | 763     | 84           | 4 055  | 67           | 38    | 21      | 17           | 2 197     | 669     | 570   | 656   | 13 |
| 2 190                | 1 807          | 341     | 42           | 2 178  | 42           | 12    | 12      | —            | 1 314     | 298     | 318   | 260   | 14 |
| 2 518                | 298            | 1 005   | 1 215        | 1 212  | 357          | 1 306 | 448     | 858          | 1 190     | 363     | 1 265 | 700   | 15 |
| 15 285               | 8 446          | 4 961   | 1 878        | 14 166 | 1 249        | 1 120 | 483     | 630          | 4 289     | 2 923   | 4 194 | 3 879 | 16 |
| 2 222                | 1 099          | 768     | 355          | 2 002  | 221          | 219   | 85      | 134          | 704       | 493     | 609   | 415   | 17 |
| 11 525               | 4 139          | 4 779   | 2 607        | 8 511  | 917          | 3 014 | 1 308   | 1 690        | 2 493     | 2 397   | 3 913 | 2 721 | 18 |
| 7 147                | 3 401          | 2 883   | 863          | 6 550  | 537          | 597   | 265     | 326          | 1 386     | 1 416   | 2 654 | 1 691 | 19 |
| 774                  | 366            | 313     | 95           | 693    | 53           | 81    | 36      | 42           | 167       | 118     | 320   | 169   | 20 |
| 4 419                | 1 359          | 2 131   | 929          | 3 301  | 309          | 1 118 | 493     | 620          | 998       | 924     | 1 650 | 846   | 21 |
| 549                  | 206            | 229     | 113          | 413    | 29           | 136   | 53      | 84           | 135       | 98      | 228   | 88    | 22 |
| 23                   | 6              | 18      | —            | 22     | —            | 2     | 2       | —            | 10        | 3       | 5     | 6     | 23 |
| 607                  | 184            | 308     | 115          | 493    | 58           | 115   | 55      | 57           | 156       | 70      | 257   | 125   | 24 |
| 465                  | 174            | 218     | 72           | 361    | 26           | 104   | 58      | 46           | 85        | 62      | 196   | 122   | 25 |
| 827                  | 393            | 334     | 100          | 739    | 56           | 88    | 42      | 44           | 170       | 137     | 338   | 181   | 26 |
| 28 761               | 13 867         | 10 301  | 4 593        | 25 080 | 2 575        | 3 681 | 1 630   | 2 019        | 6 146     | 5 730   | 9 221 | 7 665 | 27 |
| 4 199                | 1 800          | 1 472   | 927          | 3 364  | 394          | 835   | 300     | 533          | 896       | 862     | 1 279 | 1 163 | 28 |
| 21 312               | 10 144         | 8 227   | 2 941        | 18 903 | 1 811        | 2 409 | 1 252   | 1 131        | 4 477     | 4 393   | 7 214 | 5 227 | 29 |
| 2 716                | 1 171          | 924     | 621          | 2 192  | 273          | 524   | 170     | 349          | 610       | 533     | 744   | 829   | 30 |
| 2 695                | 1 195          | 983     | 516          | 2 247  | 251          | 448   | 181     | 266          | 611       | 405     | 763   | 916   | 31 |
| 1 635                | 564            | 617     | 455          | 1 097  | 115          | 539   | 196     | 340          | 349       | 338     | 665   | 283   | 32 |
| 1 449                | 745            | 543     | 161          | 1 317  | 97           | 132   | 66      | 64           | 371       | 260     | 544   | 274   | 33 |
| 29 113               | 13 050         | 11 309  | 4 753        | 25 096 | 2 603        | 4 016 | 1 830   | 2 151        | 6 246     | 5 823   | 9 452 | 7 592 | 34 |
| 1 209                | 686            | 315     | 208          | 1 026  | 105          | 182   | 79      | 103          | 277       | 204     | 406   | 321   | 35 |
| 1 303                | 928            | 210     | 166          | 1 212  | 99           | 91    | 25      | 67           | 314       | 318     | 410   | 260   | 36 |
| 1 123                | 302            | 450     | 371          | 633    | 55           | 490   | 171     | 316          | 177       | 238     | 525   | 183   | 37 |
| 1 259                | 653            | 482     | 124          | 1 152  | 78           | 106   | 58      | 46           | 300       | 207     | 415   | 336   | 38 |
| 25 982               | 10 423         | 10 646  | 4 913        | 21 834 | 2 644        | 4 149 | 1 845   | 2 269        | 5 154     | 5 762   | 8 798 | 6 268 | 39 |
| 758                  | 462            | 203     | 93           | 698    | 62           | 60    | 29      | 31           | 177       | 108     | 253   | 220   | 40 |
| 3 901                | 3 119          | 688     | 95           | 3 850  | 82           | 51    | 38      | 13           | 1 186     | 351     | 968   | 1 396 | 41 |
| 1 123                | 302            | 450     | 371          | 633    | 55           | 490   | 171     | 316          | 177       | 238     | 525   | 183   | 42 |
| 2 242                | 1 313          | 779     | 151          | 2 105  | 97           | 137   | 81      | 54           | 620       | 331     | 665   | 625   | 43 |
| 20 334               | 8 699          | 8 344   | 3 291        | 17 397 | 1 786        | 2 937 | 1 405   | 1 505        | 4 071     | 4 187   | 6 619 | 5 457 | 44 |
| 10 341               | 5 338          | 3 278   | 1 725        | 8 950  | 872          | 1 392 | 532     | 853          | 2 558     | 2 057   | 3 309 | 2 418 | 45 |
| 1 957                | 993            | 587     | 377          | 1 629  | 199          | 327   | 144     | 178          | 376       | 323     | 757   | 501   | 46 |
| 270                  | 50             | 122     | 99           | 146    | 7            | 125   | 33      | 92           | 30        | 42      | 125   | 73    | 47 |
| 1 105                | 540            | 435     | 130          | 998    | 75           | 107   | 50      | 55           | 281       | 182     | 398   | 244   | 48 |
| 28 235               | 12 115         | 11 204  | 4 916        | 23 861 | 2 508        | 4 374 | 1 932   | 2 409        | 5 960     | 5 718   | 9 449 | 7 108 | 49 |
| 3 537                | 2 204          | 898     | 435          | 3 241  | 272          | 297   | 131     | 163          | 858       | 685     | 1 001 | 993   | 50 |
| 1 329                | 854            | 299     | 176          | 1 201  | 107          | 128   | 57      | 69           | 292       | 259     | 399   | 380   | 51 |
| 906                  | 446            | 365     | 95           | 818    | 53           | 88    | 44      | 42           | 205       | 129     | 360   | 212   | 52 |
| 15 346               | 7 196          | 6 201   | 1 950        | 14 001 | 1 335        | 1 346 | 711     | 615          | 3 324     | 3 565   | 4 904 | 3 554 | 53 |
| 11 195               | 5 208          | 4 819   | 1 168        | 10 338 | 857          | 857   | 530     | 310          | 2 186     | 2 597   | 3 904 | 2 508 | 54 |
| 4 032                | 1 982          | 1 542   | 508          | 3 748  | 354          | 283   | 126     | 154          | 929       | 869     | 1 133 | 1 101 | 55 |
| 4 212                | 2 071          | 1 458   | 683          | 3 824  | 456          | 389   | 162     | 227          | 1 126     | 933     | 1 180 | 974   | 56 |
| 200                  | 119            | 54      | 27           | 164    | 9            | 36    | 18      | 18           | 62        | 39      | 57    | 42    | 57 |
| 17 826               | 8 018          | 6 233   | 3 575        | 14 368 | 1 549        | 3 458 | 1 414   | 2 026        | 3 803     | 3 097   | 5 971 | 4 955 | 58 |
| 834                  | 404            | 332     | 98           | 751    | 56           | 83    | 39      | 42           | 187       | 129     | 335   | 184   | 59 |
| 1 136                | 79             | 437     | 620          | 313    | 93           | 823   | 296     | 527          | 78        | 182     | 635   | 241   | 60 |
| 793                  | 39             | 258     | 497          | 143    | 61           | 650   | 214     | 436          | 43        | 131     | 473   | 146   | 61 |
| 115                  | 17             | 38      | 61           | 46     | 13           | 69    | 21      | 48           | 12        | 11      | 66    | 26    | 62 |
| 228                  | 24             | 142     | 62           | 123    | 19           | 104   | 61      | 43           | 23        | 40      | 96    | 70    | 63 |

**Table 4-9. Household Composition—Renter Occupied Units**

[Numbers in thousands. Consistent with the 1990 Census. ... means not applicable or sample too small. — means zero or rounds to zero]

| Characteristics                                       | Total occupied units | Housing unit characteristics |              |                   |              |               | Household characteristics |                             |                    |                     |  |
|---|----------------------|------------------------------|--------------|-------------------|--------------|---------------|---------------------------|-----------------------------|--------------------|---------------------|--|
|   |                      | New construction 4 years     | Mobile homes | Physical problems |              | Black         | Hispanic                  | Elderly (65 years and over) | Moved in past year | Below poverty level |  |
|   |                      |                              |              | Severe            | Moderate     |               |                           |                             |                    |                     |  |
| <b>1 Population in housing units . . .</b>            | <b>78 807</b>        | <b>2 391</b>                 | <b>2 892</b> | <b>2 796</b>      | <b>6 730</b> | <b>16 670</b> | <b>15 653</b>             | <b>5 949</b>                | <b>27 421</b>      | <b>20 205</b>       |  |
| <b>2 Total . . . . .</b>                              | <b>34 007</b>        | <b>1 056</b>                 | <b>1 136</b> | <b>1 184</b>      | <b>2 769</b> | <b>6 923</b>  | <b>4 955</b>              | <b>4 227</b>                | <b>11 811</b>      | <b>7 988</b>        |  |
| <b>Persons</b>  |                      |                              |              |                   |              |               |                           |                             |                    |                     |  |
| 3 1 person . . . . .                                  | 12 754               | 389                          | 325          | 494               | 1 051        | 2 497         | 908                       | 2 958                       | 4 019              | 3 085               |  |
| 4 2 persons . . . . .                                 | 9 294                | 330                          | 288          | 240               | 679          | 1 757         | 1 117                     | 1 011                       | 3 637              | 1 604               |  |
| 5 3 persons . . . . .                                 | 5 222                | 159                          | 253          | 186               | 427          | 1 120         | 950                       | 153                         | 1 947              | 1 202               |  |
| 6 4 persons . . . . .                                 | 3 832                | 104                          | 168          | 130               | 296          | 891           | 970                       | 57                          | 1 320              | 1 046               |  |
| 7 5 persons . . . . .                                 | 1 773                | 29                           | 68           | 86                | 175          | 402           | 586                       | 20                          | 530                | 575                 |  |
| 8 6 persons . . . . .                                 | 721                  | 25                           | 18           | 33                | 80           | 162           | 279                       | 18                          | 233                | 278                 |  |
| 9 7 persons or more . . . . .                         | 411                  | 21                           | 16           | 15                | 62           | 93            | 145                       | 8                           | 125                | 197                 |  |
| <b>Number of Single Children Under 18 Years</b>       |                      |                              |              |                   |              |               |                           |                             |                    |                     |  |
| 10 None . . . . .                                     | 21 750               | 701                          | 612          | 720               | 1 745        | 3 810         | 2 195                     | 4 098                       | 7 443              | 4 257               |  |
| 11 1 . . . . .  | 5 374                | 191                          | 256          | 185               | 383          | 1 256         | 955                       | 70                          | 2 020              | 1 201               |  |
| 12 2 . . . . .  | 4 121                | 89                           | 151          | 154               | 304          | 1 010         | 1 057                     | 37                          | 1 405              | 1 270               |  |
| 13 3 . . . . .  | 1 815                | 50                           | 90           | 69                | 190          | 554           | 454                       | 8                           | 618                | 735                 |  |
| 14 4 . . . . .  | 626                  | 16                           | 17           | 39                | 95           | 189           | 204                       | 12                          | 214                | 321                 |  |
| 15 5 . . . . .  | 211                  | 8                            | 9            | 13                | 31           | 64            | 60                        | 2                           | 74                 | 121                 |  |
| 16 6 or more . . . . .                                | 110                  | 2                            | 2            | 4                 | 22           | 40            | 30                        | —                           | 38                 | 84                  |  |
| <b>Persons 65 Years Old and Over</b>                  |                      |                              |              |                   |              |               |                           |                             |                    |                     |  |
| 17 None . . . . .                                     | 29 403               | 934                          | 1 016        | 1 018             | 2 459        | 6 183         | 4 518                     | ...                         | 11 281             | 6 606               |  |
| 18 1 person . . . . .                                 | 3 887                | 86                           | 104          | 147               | 285          | 692           | 343                       | 3 538                       | 456                | 1 206               |  |
| 19 2 persons or more . . . . .                        | 717                  | 36                           | 17           | 19                | 25           | 48            | 94                        | 689                         | 75                 | 176                 |  |
| <b>Age of Householder</b>                             |                      |                              |              |                   |              |               |                           |                             |                    |                     |  |
| 20 Under 25 years . . . . .                           | 4 716                | 266                          | 152          | 134               | 411          | 882           | 684                       | ...                         | 3 050              | 1 479               |  |
| 21 25 to 29 . . . . .                                 | 5 337                | 178                          | 199          | 177               | 433          | 1 012         | 853                       | ...                         | 2 491              | 1 007               |  |
| 22 30 to 34 . . . . .                                 | 4 712                | 133                          | 187          | 149               | 372          | 1 066         | 772                       | ...                         | 1 720              | 937                 |  |
| 23 35 to 44 . . . . .                                 | 7 637                | 181                          | 254          | 304               | 632          | 1 698         | 1 243                     | ...                         | 2 367              | 1 600               |  |
| 24 45 to 54 . . . . .                                 | 4 825                | 148                          | 149          | 172               | 427          | 1 065         | 693                       | ...                         | 1 210              | 979                 |  |
| 25 55 to 64 . . . . .                                 | 2 554                | 39                           | 88           | 96                | 201          | 553           | 354                       | ...                         | 505                | 680                 |  |
| 26 65 to 74 . . . . .                                 | 1 912                | 49                           | 64           | 64                | 140          | 370           | 228                       | 1 912                       | 264                | 619                 |  |
| 27 75 years and over . . . . .                        | 2 315                | 62                           | 43           | 87                | 154          | 278           | 126                       | 2 315                       | 204                | 686                 |  |
| <b>28 Median . . . . .</b>                            | <b>38</b>            | <b>33</b>                    | <b>36</b>    | <b>39</b>         | <b>38</b>    | <b>38</b>     | <b>36</b>                 | <b>75+</b>                  | <b>31</b>          | <b>39</b>           |  |
| <b>Household Composition by Age of Householder</b>    |                      |                              |              |                   |              |               |                           |                             |                    |                     |  |
| 29 2-or-more-person households . . . . .              | 21 253               | 667                          | 811          | 690               | 1 719        | 4 425         | 4 047                     | 1 268                       | 7 792              | 4 903               |  |
| 30 Married-couple families, no nonrelatives . . . . . | 9 513                | 301                          | 388          | 261               | 645          | 1 171         | 2 108                     | 785                         | 2 984              | 1 536               |  |
| 31 Under 25 years . . . . .                           | 877                  | 62                           | 49           | 26                | 61           | 84            | 235                       | ...                         | 510                | 184                 |  |
| 32 25 to 29 years . . . . .                           | 1 593                | 61                           | 75           | 34                | 104          | 171           | 362                       | ...                         | 674                | 231                 |  |
| 33 30 to 34 years . . . . .                           | 1 647                | 39                           | 91           | 46                | 100          | 235           | 383                       | ...                         | 559                | 240                 |  |
| 34 35 to 44 years . . . . .                           | 2 505                | 57                           | 72           | 86                | 168          | 350           | 621                       | ...                         | 678                | 398                 |  |
| 35 45 to 64 years . . . . .                           | 2 106                | 35                           | 78           | 52                | 173          | 276           | 397                       | ...                         | 459                | 285                 |  |
| 36 65 years and over . . . . .                        | 785                  | 46                           | 23           | 17                | 39           | 56            | 112                       | 785                         | 104                | 199                 |  |
| 37 Other male householder . . . . .                   | 4 039                | 134                          | 182          | 123               | 349          | 627           | 751                       | 121                         | 1 932              | 627                 |  |
| 38 Under 45 years . . . . .                           | 3 297                | 121                          | 148          | 92                | 284          | 497           | 619                       | ...                         | 1 730              | 515                 |  |
| 39 45 to 64 years . . . . .                           | 621                  | 9                            | 32           | 22                | 62           | 104           | 115                       | ...                         | 190                | 85                  |  |
| 40 65 years and over . . . . .                        | 121                  | 4                            | 2            | 9                 | 27           | 17            | 17                        | 121                         | 12                 | 27                  |  |
| 41 Other female householder . . . . .                 | 7 702                | 233                          | 241          | 307               | 725          | 2 628         | 1 187                     | 363                         | 2 877              | 2 739               |  |
| 42 Under 45 years . . . . .                           | 5 920                | 194                          | 204          | 251               | 580          | 2 033         | 865                       | ...                         | 2 511              | 2 185               |  |
| 43 45 to 64 years . . . . .                           | 1 419                | 34                           | 28           | 41                | 113          | 466           | 274                       | ...                         | 322                | 439                 |  |
| 44 65 years and over . . . . .                        | 363                  | 4                            | 9            | 15                | 32           | 129           | 48                        | 363                         | 43                 | 115                 |  |
| 45 1-person households . . . . .                      | 12 754               | 389                          | 325          | 494               | 1 051        | 2 497         | 908                       | 2 958                       | 4 019              | 3 085               |  |
| 46 Male householder . . . . .                         | 6 287                | 182                          | 196          | 282               | 560          | 1 308         | 499                       | 818                         | 2 165              | 1 223               |  |
| 47 Under 45 years . . . . .                           | 3 827                | 95                           | 112          | 169               | 348          | 736           | 310                       | ...                         | 1 678              | 663                 |  |
| 48 45 to 64 years . . . . .                           | 1 642                | 67                           | 54           | 82                | 133          | 396           | 130                       | ...                         | 387                | 330                 |  |
| 49 65 years and over . . . . .                        | 818                  | 20                           | 30           | 31                | 80           | 175           | 59                        | 818                         | 100                | 230                 |  |
| 50 Female householder . . . . .                       | 6 466                | 206                          | 129          | 212               | 490          | 1 190         | 409                       | 2 141                       | 1 855              | 1 862               |  |
| 51 Under 45 years . . . . .                           | 2 735                | 128                          | 41           | 61                | 203          | 553           | 159                       | ...                         | 1 288              | 608                 |  |
| 52 45 to 64 years . . . . .                           | 1 590                | 42                           | 45           | 71                | 146          | 376           | 131                       | ...                         | 356                | 521                 |  |
| 53 65 years and over . . . . .                        | 2 141                | 37                           | 43           | 80                | 141          | 261           | 119                       | 2 141                       | 210                | 733                 |  |
| <b>Adults and Single Children Under 18 Years Old</b>  |                      |                              |              |                   |              |               |                           |                             |                    |                     |  |
| 54 Total households with children . . . . .           | 12 257               | 355                          | 525          | 464               | 1 025        | 3 113         | 2 760                     | 128                         | 4 369              | 3 731               |  |
| 55 Married couples . . . . .                          | 5 691                | 139                          | 263          | 172               | 433          | 777           | 1 580                     | 33                          | 1 830              | 1 112               |  |
| 56 One child under 6 only . . . . .                   | 1 279                | 48                           | 83           | 33                | 74           | 136           | 298                       | 5                           | 542                | 180                 |  |
| 57 One under 6, one or more 6 to 17 . . . . .         | 1 095                | 24                           | 59           | 26                | 112          | 159           | 364                       | 2                           | 340                | 282                 |  |
| 58 Two or more under 6 only . . . . .                 | 744                  | 18                           | 21           | 27                | 36           | 75            | 239                       | —                           | 311                | 174                 |  |
| 59 Two or more under 6, one or more 6 to 17 . . . . . | 355                  | 9                            | 4            | 9                 | 41           | 64            | 132                       | —                           | 124                | 123                 |  |
| 60 One or more 6 to 17 only . . . . .                 | 2 218                | 40                           | 96           | 77                | 170          | 343           | 547                       | 27                          | 514                | 353                 |  |
| 61 Other households with two or more adults . . . . . | 2 345                | 94                           | 90           | 109               | 212          | 727           | 569                       | 60                          | 859                | 728                 |  |
| 62 One child under 6 only . . . . .                   | 518                  | 25                           | 19           | 25                | 46           | 131           | 112                       | 5                           | 267                | 113                 |  |
| 63 One under 6, one or more 6 to 17 . . . . .         | 345                  | 4                            | 9            | 22                | 32           | 135           | 91                        | 6                           | 117                | 128                 |  |
| 64 Two or more under 6 only . . . . .                 | 219                  | 7                            | 19           | 8                 | 30           | 75            | 64                        | 1                           | 100                | 95                  |  |
| 65 Two or more under 6, one or more 6 to 17 . . . . . | 135                  | 2                            | 1            | 4                 | 19           | 31            | 54                        | 6                           | 46                 | 79                  |  |
| 66 One or more 6 to 17 only . . . . .                 | 1 129                | 56                           | 42           | 51                | 85           | 355           | 248                       | 43                          | 328                | 313                 |  |
| 67 Households with one adult or none . . . . .        | 4 221                | 122                          | 171          | 183               | 379          | 1 608         | 611                       | 35                          | 1 679              | 1 892               |  |
| 68 One child under 6 only . . . . .                   | 628                  | 21                           | 23           | 27                | 62           | 253           | 55                        | —                           | 310                | 259                 |  |
| 69 One under 6, one or more 6 to 17 . . . . .         | 694                  | 6                            | 34           | 39                | 56           | 301           | 139                       | 3                           | 250                | 397                 |  |
| 70 Two or more under 6 only . . . . .                 | 249                  | 4                            | 11           | 14                | 21           | 110           | 39                        | 4                           | 119                | 167                 |  |
| 71 Two or more under 6, one or more 6 to 17 . . . . . | 200                  | 8                            | 13           | 11                | 32           | 117           | 36                        | 2                           | 81                 | 154                 |  |
| 72 One or more 6 to 17 only . . . . .                 | 2 450                | 83                           | 91           | 93                | 207          | 827           | 341                       | 26                          | 920                | 914                 |  |
| 73 Total households with no children . . . . .        | 21 750               | 701                          | 612          | 720               | 1 745        | 3 810         | 2 195                     | 4 098                       | 7 443              | 4 257               |  |
| 74 Married couples . . . . .                          | 3 987                | 170                          | 125          | 93                | 232          | 399           | 607                       | 755                         | 1 225              | 461                 |  |
| 75 Other households with two or more adults . . . . . | 5 178                | 164                          | 166          | 143               | 471          | 935           | 689                       | 386                         | 2 285              | 807                 |  |
| 76 Households with one adult . . . . .                | 12 585               | 367                          | 321          | 484               | 1 041        | 2 476         | 899                       | 2 958                       | 3 932              | 2 989               |  |



**Table 4-9. Household Composition—Renter Occupied Units—Con.**

[Numbers in thousands. Consistent with the 1990 Census. ... means not applicable or sample too small. – means zero or rounds to zero]

|  | Characteristics  | Total occupied units | Housing unit characteristics |              |                   |              | Household characteristics |              |                             |                    |                     |
|--|--|----------------------|------------------------------|--------------|-------------------|--------------|---------------------------|--------------|-----------------------------|--------------------|---------------------|
|  |  |                      | New construction 4 years     | Mobile homes | Physical problems |              | Black                     | Hispanic     | Elderly (65 years and over) | Moved in past year | Below poverty level |
|  |  |                      |                              |              | Severe            | Moderate     |                           |              |                             |                    |                     |
| <b>Own Never Married Children Under 18 Years Old</b>     |  |                      |                              |              |                   |              |                           |              |                             |                    |                     |
| 1  | No own children under 18 years .....                       | 22 988               | 752                          | 658          | 768               | 1 839        | 4 193                     | 2 461        | 4 205                       | 7 896              | 4 696               |
| 2  | With own children under 18 years .....                     | 11 019               | 304                          | 479          | 416               | 930          | 2 730                     | 2 493        | 21                          | 3 915              | 3 292               |
| 3  | Under 6 years only .....                                   | 3 431                | 113                          | 173          | 126               | 251          | 689                       | 769          | –                           | 1 607              | 932                 |
| 4  | 1 .....  | 2 316                | 84                           | 124          | 81                | 184          | 471                       | 445          | –                           | 1 110              | 528                 |
| 5  | 2 .....  | 934                  | 21                           | 40           | 35                | 56           | 176                       | 279          | –                           | 424                | 309                 |
| 6  | 3 or more .....  | 181                  | 8                            | 9            | 9                 | 12           | 43                        | 45           | –                           | 74                 | 95                  |
| 7  | 6 to 17 years only .....                                   | 5 164                | 146                          | 199          | 192               | 443          | 1 369                     | 1 024        | 19                          | 1 503              | 1 370               |
| 8  | 1 .....  | 2 561                | 81                           | 116          | 90                | 195          | 663                       | 443          | 17                          | 719                | 506                 |
| 9  | 2 .....  | 1 707                | 43                           | 41           | 64                | 119          | 404                       | 380          | –                           | 508                | 486                 |
| 10   | 3 or more .....  | 897                  | 22                           | 41           | 38                | 128          | 302                       | 200          | 2                           | 276                | 378                 |
| 11   | Both age groups .....                                      | 2 424                | 46                           | 107          | 98                | 236          | 672                       | 701          | 2                           | 805                | 991                 |
| 12   | 2 .....  | 1 106                | 19                           | 56           | 36                | 71           | 276                       | 304          | –                           | 341                | 376                 |
| 13   | 3 or more .....  | 1 318                | 27                           | 52           | 62                | 165          | 396                       | 397          | 2                           | 464                | 614                 |
| <b>Persons Other Than Spouse or Children<sup>1</sup></b> |  |                      |                              |              |                   |              |                           |              |                             |                    |                     |
| 14   | With other relatives .....                                 | 5 036                | 128                          | 187          | 191               | 440          | 1 344                     | 1 307        | 496                         | 1 307              | 1 241               |
| 15   | Single adult offspring 18 to 29 .....                      | 2 333                | 49                           | 77           | 94                | 209          | 653                       | 546          | 66                          | 518                | 550                 |
| 16   | Single adult offspring 30 years of age or over .....       | 589                  | 17                           | 17           | 30                | 39           | 173                       | 109          | 278                         | 108                | 138                 |
| 17   | Households with three generations .....                    | 732                  | 25                           | 27           | 26                | 72           | 230                       | 217          | 55                          | 167                | 253                 |
| 18   | Households with 1 subfamily .....                          | 589                  | 26                           | 23           | 19                | 66           | 167                       | 217          | 39                          | 163                | 199                 |
| 19   | Subfamily householder age under 30 .....                   | 395                  | 13                           | 13           | 17                | 52           | 128                       | 149          | 12                          | 110                | 147                 |
| 20   | 30 to 64 .....   | 189                  | 12                           | 10           | 2                 | 14           | 39                        | 65           | 26                          | 53                 | 52                  |
| 21   | 65 and over .....  | 4                    | –                            | –            | –                 | –            | –                         | 3            | –                           | –                  | –                   |
| 22   | Households with 2 or more subfamilies .....                | 28                   | 3                            | –            | –                 | 2            | 4                         | 17           | –                           | 9                  | 9                   |
| 23   | Households with other types of relatives .....             | 2 292                | 68                           | 99           | 87                | 198          | 633                       | 682          | 206                         | 678                | 619                 |
| 24   | With nonrelatives .....                                    | 5 074                | 186                          | 171          | 155               | 467          | 776                       | 776          | 115                         | 2 582              | 837                 |
| 25   | Co-owners or co-renters .....                              | 2 343                | 126                          | 43           | 51                | 204          | 283                       | 237          | 39                          | 1 412              | 400                 |
| 26   | Lodgers .....  | 704                  | 14                           | 15           | 24                | 62           | 93                        | 157          | 10                          | 308                | 83                  |
| 27   | Unrelated children, under 18 years old .....               | 396                  | 11                           | 27           | 16                | 39           | 66                        | 73           | 10                          | 198                | 87                  |
| 28   | Other nonrelatives .....                                   | 2 051                | 56                           | 116          | 82                | 186          | 388                       | 408          | 63                          | 865                | 350                 |
| 29   | One or more secondary families .....                       | 72                   | 2                            | 3            | 3                 | 3            | 10                        | 24           | 2                           | 28                 | 13                  |
| 30   | 2-person households, none related to each other .....      | 2 862                | 90                           | 75           | 74                | 275          | 419                       | 270          | 83                          | 1 501              | 400                 |
| 31   | 3-to-8-person households, none related to each other ..... | 614                  | 40                           | 23           | 19                | 39           | 47                        | 91           | 14                          | 356                | 92                  |
| <b>Educational Attainment of the Householder</b>         |  |                      |                              |              |                   |              |                           |              |                             |                    |                     |
| 32   | Less than 9th grade .....                                  | 2 758                | 34                           | 126          | 134               | 306          | 472                       | 1 171        | 1 065                       | 558                | 1 148               |
| 33   | 9th to 12th grade, no diploma .....                        | 5 019                | 96                           | 311          | 251               | 528          | 1 391                     | 1 080        | 832                         | 1 666              | 2 031               |
| 34   | High school graduate (includes equivalency) .....          | 10 439               | 252                          | 411          | 362               | 852          | 2 333                     | 1 381        | 1 225                       | 3 458              | 2 446               |
| 35   | Additional vocational training .....                       | 805                  | 15                           | 15           | 26                | 57           | 187                       | 94           | 79                          | 272                | 138                 |
| 36   | Some college, no degree .....                              | 6 685                | 249                          | 178          | 229               | 497          | 1 436                     | 682          | 555                         | 2 699              | 1 394               |
| 37   | Associate degree .....                                     | 2 025                | 77                           | 42           | 48                | 140          | 410                       | 196          | 110                         | 723                | 299                 |
| 38   | Bachelor's degree .....                                    | 4 900                | 263                          | 58           | 89                | 333          | 675                       | 306          | 265                         | 1 970              | 472                 |
| 39   | Graduate or professional degree .....                      | 2 182                | 84                           | 10           | 71                | 113          | 207                       | 139          | 175                         | 737                | 199                 |
| 40   | Percent high school graduate or higher .....               | 79.5                 | 89.0                         | 62.8         | 69.7              | 71.9         | 75.8                      | 56.5         | 57.0                        | 83.5               | 61.9                |
| 41   | Percent bachelor's degree or higher .....                  | 20.8                 | 32.9                         | 6.0          | 13.5              | 16.1         | 12.7                      | 9.0          | 10.4                        | 22.9               | 8.4                 |
| <b>Year Householder Moved Into Unit</b>                  |  |                      |                              |              |                   |              |                           |              |                             |                    |                     |
| 42   | 2000 to 2004 .....   | –                    | –                            | –            | –                 | –            | –                         | –            | –                           | –                  | –                   |
| 43   | 1995 to 1999 .....   | 25 332               | 1 056                        | 905          | 791               | 2 025        | 4 976                     | 3 776        | 1 627                       | 11 811             | 5 768               |
| 44   | 1990 to 1994 .....   | 4 631                | –                            | 155          | 193               | 414          | 1 059                     | 707          | 858                         | ...                | 1 185               |
| 45   | 1985 to 1989 .....   | 1 670                | –                            | 48           | 56                | 126          | 365                       | 189          | 531                         | ...                | 403                 |
| 46   | 1980 to 1984 .....   | 865                  | –                            | 6            | 46                | 72           | 181                       | 118          | 355                         | ...                | 198                 |
| 47   | 1975 to 1979 .....   | 594                  | –                            | 18           | 48                | 37           | 152                       | 91           | 245                         | ...                | 169                 |
| 48   | 1970 to 1974 .....   | 334                  | –                            | 2            | 14                | 39           | 67                        | 37           | 179                         | ...                | 91                  |
| 49   | 1960 to 1969 .....   | 355                  | –                            | 2            | 19                | 28           | 81                        | 23           | 244                         | ...                | 113                 |
| 50   | 1950 to 1959 .....   | 124                  | –                            | –            | 10                | 9            | 22                        | 11           | 101                         | ...                | 25                  |
| 51   | 1940 to 1949 .....   | 68                   | –                            | –            | 5                 | 15           | 16                        | 3            | 54                          | ...                | 29                  |
| 52   | 1939 or earlier .....                                      | 34                   | –                            | –            | 2                 | 5            | 5                         | –            | 34                          | ...                | 9                   |
| 53   | <b>Median</b> .....  | <b>1995+</b>         | <b>1995+</b>                 | <b>1995+</b> | <b>1995+</b>      | <b>1995+</b> | <b>1995+</b>              | <b>1995+</b> | <b>1992</b>                 | <b>1995+</b>       | <b>1995+</b>        |
| <b>Household Moves and Formation in Last Year</b>        |  |                      |                              |              |                   |              |                           |              |                             |                    |                     |
| 54   | Total with a move in last year .....                       | 14 006               | 694                          | 500          | 396               | 1 129        | 2 662                     | 2 157        | 506                         | 11 811             | 3 320               |
| 55   | Household all moved here from one unit .....               | 9 875                | 545                          | 356          | 275               | 736          | 1 930                     | 1 393        | 455                         | 9 875              | 2 414               |
| 56   | Householder of previous unit did not move here .....       | ...                  | ...                          | ...          | ...               | ...          | ...                       | ...          | ...                         | ...                | ...                 |
| 57   | Householder of previous unit moved here .....              | ...                  | ...                          | ...          | ...               | ...          | ...                       | ...          | ...                         | ...                | ...                 |
| 58   | Householder of previous unit not reported .....            | ...                  | ...                          | ...          | ...               | ...          | ...                       | ...          | ...                         | ...                | ...                 |
| 59   | Household moved here from two or more units .....          | 1 682                | 76                           | 39           | 40                | 158          | 217                       | 225          | 12                          | 1 682              | 274                 |
| 60   | No previous householder moved here .....                   | ...                  | ...                          | ...          | ...               | ...          | ...                       | ...          | ...                         | ...                | ...                 |
| 61   | 1 previous householder moved here .....                    | ...                  | ...                          | ...          | ...               | ...          | ...                       | ...          | ...                         | ...                | ...                 |
| 62   | 2 or more previous householders moved here .....           | ...                  | ...                          | ...          | ...               | ...          | ...                       | ...          | ...                         | ...                | ...                 |
| 63   | Previous householder(s) not reported .....                 | ...                  | ...                          | ...          | ...               | ...          | ...                       | ...          | ...                         | ...                | ...                 |
| 64   | Some already here, rest moved in .....                     | 2 442                | 74                           | 105          | 80                | 235          | 515                       | 537          | 40                          | 247                | 633                 |
| 65   | No previous householder moved here .....                   | ...                  | ...                          | ...          | ...               | ...          | ...                       | ...          | ...                         | ...                | ...                 |
| 66   | 1 or more previous householders moved here .....           | ...                  | ...                          | ...          | ...               | ...          | ...                       | ...          | ...                         | ...                | ...                 |
| 67   | Previous householder(s) not reported .....                 | ...                  | ...                          | ...          | ...               | ...          | ...                       | ...          | ...                         | ...                | ...                 |
| 68   | Number of previous units not reported .....                | 5                    | –                            | –            | –                 | –            | –                         | –            | –                           | 5                  | –                   |

<sup>1</sup>Figures may not add to total because more than one category may apply to a unit.

| Total occupied units | In MSAs        |              | Outside MSAs | Urban        |              | Rural        |              |              | Regions      |              |              |              |           |
|----------------------|----------------|--------------|--------------|--------------|--------------|--------------|--------------|--------------|--------------|--------------|--------------|--------------|-----------|
|                      | Central cities | Suburbs      |              | Total        | Outside MSAs | Total        | Suburbs      | Outside MSAs | Northeast    | Midwest      | South        | West         |           |
| 22 988               | 10 800         | 8 510        | 3 678        | 19 941       | 1 991        | 3 047        | 1 330        | 1 687        | 5 270        | 4 810        | 7 511        | 5 397        | 1         |
| 11 019               | 4 818          | 4 256        | 1 945        | 9 179        | 949          | 1 840        | 834          | 996          | 2 044        | 1 981        | 3 698        | 3 296        | 2         |
| 3 431                | 1 466          | 1 261        | 704          | 2 852        | 371          | 579          | 242          | 333          | 570          | 673          | 1 187        | 1 001        | 3         |
| 2 316                | 960            | 877          | 478          | 1 920        | 249          | 396          | 168          | 229          | 407          | 458          | 825          | 626          | 4         |
| 934                  | 413            | 329          | 192          | 769          | 93           | 165          | 64           | 99           | 141          | 177          | 312          | 305          | 5         |
| 181                  | 92             | 55           | 33           | 163          | 28           | 18           | 11           | 5            | 23           | 38           | 50           | 69           | 6         |
| 5 164                | 2 214          | 2 075        | 875          | 4 245        | 385          | 919          | 425          | 489          | 1 011        | 935          | 1 731        | 1 487        | 7         |
| 2 561                | 1 063          | 1 057        | 441          | 2 095        | 203          | 466          | 224          | 237          | 515          | 446          | 915          | 685          | 8         |
| 1 707                | 737            | 699          | 270          | 1 435        | 132          | 272          | 134          | 138          | 343          | 332          | 489          | 543          | 9         |
| 897                  | 414            | 319          | 164          | 715          | 50           | 181          | 68           | 114          | 153          | 158          | 327          | 258          | 10        |
| 2 424                | 1 138          | 920          | 366          | 2 083        | 193          | 342          | 166          | 173          | 463          | 373          | 781          | 808          | 11        |
| 1 106                | 508            | 442          | 156          | 942          | 93           | 165          | 101          | 64           | 213          | 167          | 372          | 355          | 12        |
| 1 318                | 631            | 478          | 210          | 1 141        | 100          | 177          | 65           | 110          | 250          | 207          | 408          | 453          | 13        |
| 5 036                | 2 433          | 1 891        | 712          | 4 315        | 314          | 721          | 317          | 398          | 1 198        | 764          | 1 613        | 1 461        | 14        |
| 2 333                | 1 117          | 892          | 324          | 1 995        | 159          | 338          | 171          | 165          | 603          | 372          | 706          | 652          | 15        |
| 589                  | 272            | 231          | 86           | 497          | 32           | 92           | 39           | 54           | 203          | 79           | 186          | 122          | 16        |
| 732                  | 374            | 265          | 94           | 628          | 39           | 104          | 47           | 54           | 177          | 94           | 240          | 221          | 17        |
| 589                  | 283            | 231          | 75           | 505          | 38           | 84           | 47           | 37           | 116          | 78           | 191          | 204          | 18        |
| 395                  | 205            | 143          | 48           | 347          | 29           | 48           | 30           | 18           | 75           | 60           | 123          | 136          | 19        |
| 189                  | 74             | 88           | 27           | 154          | 9            | 36           | 17           | 19           | 37           | 18           | 67           | 67           | 20        |
| 4                    | 3              | 1            | —            | 4            | —            | —            | —            | —            | 3            | —            | —            | 1            | 21        |
| 28                   | 15             | 8            | 5            | 23           | —            | 5            | —            | 5            | 1            | —            | 13           | 14           | 22        |
| 2 292                | 1 171          | 802          | 319          | 1 989        | 128          | 302          | 109          | 191          | 471          | 330          | 773          | 717          | 23        |
| 5 074                | 2 421          | 1 840        | 813          | 4 459        | 464          | 615          | 255          | 349          | 980          | 1 133        | 1 505        | 1 456        | 24        |
| 2 343                | 1 146          | 882          | 316          | 2 124        | 216          | 219          | 120          | 100          | 416          | 582          | 636          | 709          | 25        |
| 704                  | 364            | 270          | 70           | 641          | 35           | 63           | 23           | 35           | 121          | 116          | 188          | 279          | 26        |
| 396                  | 159            | 146          | 91           | 319          | 32           | 77           | 17           | 59           | 77           | 83           | 108          | 128          | 27        |
| 2 051                | 940            | 700          | 411          | 1 727        | 208          | 324          | 116          | 203          | 440          | 437          | 679          | 495          | 28        |
| 72                   | 37             | 28           | 6            | 64           | 1            | 8            | 2            | 6            | 19           | 3            | 20           | 30           | 29        |
| 2 862                | 1 369          | 1 065        | 428          | 2 563        | 286          | 299          | 148          | 142          | 566          | 669          | 871          | 755          | 30        |
| 614                  | 324            | 222          | 68           | 571          | 49           | 43           | 21           | 19           | 125          | 129          | 170          | 189          | 31        |
| 2 758                | 1 325          | 878          | 555          | 2 321        | 270          | 438          | 150          | 285          | 618          | 365          | 976          | 799          | 32        |
| 5 019                | 2 454          | 1 590        | 976          | 4 218        | 466          | 801          | 287          | 510          | 1 129        | 1 037        | 1 713        | 1 140        | 33        |
| 10 439               | 4 330          | 4 081        | 2 028        | 8 699        | 1 070        | 1 740        | 788          | 958          | 2 398        | 2 332        | 3 355        | 2 354        | 34        |
| 805                  | 366            | 307          | 132          | 707          | 80           | 98           | 45           | 52           | 158          | 199          | 230          | 219          | 35        |
| 6 685                | 3 158          | 2 513        | 1 013        | 5 811        | 548          | 873          | 400          | 466          | 1 040        | 1 357        | 2 319        | 1 969        | 36        |
| 2 025                | 865            | 822          | 337          | 1 749        | 194          | 276          | 130          | 144          | 388          | 436          | 633          | 568          | 37        |
| 4 900                | 2 395          | 2 011        | 493          | 4 365        | 271          | 535          | 304          | 222          | 1 139        | 911          | 1 549        | 1 301        | 38        |
| 2 182                | 1 092          | 871          | 219          | 1 958        | 120          | 224          | 125          | 99           | 603          | 355          | 664          | 560          | 39        |
| 79.5                 | 78.2           | 83.1         | 75.1         | 80.0         | 77.7         | 76.7         | 81.9         | 72.3         | 78.3         | 82.3         | 78.1         | 80.2         | 40        |
| 20.8                 | 22.3           | 22.6         | 12.7         | 21.7         | 13.3         | 15.5         | 19.8         | 12.0         | 23.8         | 18.6         | 19.7         | 21.4         | 41        |
| —                    | —              | —            | —            | —            | —            | —            | —            | —            | —            | —            | —            | —            | 42        |
| 25 332               | 11 413         | 9 823        | 4 096        | 21 818       | 2 284        | 3 514        | 1 673        | 1 812        | 4 421        | 5 172        | 8 815        | 6 924        | 43        |
| 4 631                | 2 226          | 1 644        | 761          | 3 949        | 370          | 683          | 285          | 391          | 1 297        | 909          | 1 371        | 1 054        | 44        |
| 1 670                | 738            | 612          | 320          | 1 389        | 138          | 281          | 94           | 182          | 564          | 300          | 440          | 366          | 45        |
| 865                  | 434            | 282          | 149          | 712          | 37           | 152          | 41           | 111          | 374          | 156          | 184          | 151          | 46        |
| 594                  | 306            | 183          | 105          | 508          | 43           | 86           | 24           | 62           | 252          | 92           | 166          | 83           | 47        |
| 334                  | 171            | 104          | 59           | 294          | 29           | 40           | 9            | 31           | 131          | 77           | 72           | 54           | 48        |
| 355                  | 226            | 67           | 62           | 295          | 21           | 60           | 19           | 41           | 169          | 49           | 94           | 42           | 49        |
| 124                  | 59             | 25           | 41           | 88           | 12           | 37           | 8            | 28           | 62           | 25           | 27           | 9            | 50        |
| 68                   | 32             | 18           | 18           | 48           | 6            | 20           | 8            | 12           | 32           | 4            | 28           | 4            | 51        |
| 34                   | 14             | 7            | 13           | 19           | —            | 15           | 2            | 13           | 12           | 5            | 11           | 6            | 52        |
| <b>1995+</b>         | <b>1995+</b>   | <b>1995+</b> | <b>1995+</b> | <b>1995+</b> | <b>1995+</b> | <b>1995+</b> | <b>1995+</b> | <b>1995+</b> | <b>1995+</b> | <b>1995+</b> | <b>1995+</b> | <b>1995+</b> | <b>53</b> |
| 14 006               | 6 298          | 5 302        | 2 406        | 12 006       | 1 379        | 2 000        | 953          | 1 027        | 2 084        | 2 940        | 5 058        | 3 924        | 54        |
| 9 875                | 4 363          | 3 854        | 1 658        | 8 458        | 988          | 1 417        | 738          | 669          | 1 387        | 2 065        | 3 768        | 2 656        | 55        |
| ...                  | ...            | ...          | ...          | ...          | ...          | ...          | ...          | ...          | ...          | ...          | ...          | ...          | 56        |
| ...                  | ...            | ...          | ...          | ...          | ...          | ...          | ...          | ...          | ...          | ...          | ...          | ...          | 57        |
| ...                  | ...            | ...          | ...          | ...          | ...          | ...          | ...          | ...          | ...          | ...          | ...          | ...          | 58        |
| 1 682                | 802            | 574          | 307          | 1 461        | 178          | 222          | 88           | 128          | 225          | 414          | 538          | 505          | 59        |
| ...                  | ...            | ...          | ...          | ...          | ...          | ...          | ...          | ...          | ...          | ...          | ...          | ...          | 60        |
| ...                  | ...            | ...          | ...          | ...          | ...          | ...          | ...          | ...          | ...          | ...          | ...          | ...          | 61        |
| ...                  | ...            | ...          | ...          | ...          | ...          | ...          | ...          | ...          | ...          | ...          | ...          | ...          | 62        |
| ...                  | ...            | ...          | ...          | ...          | ...          | ...          | ...          | ...          | ...          | ...          | ...          | ...          | 63        |
| 2 442                | 1 132          | 872          | 437          | 2 085        | 213          | 357          | 128          | 225          | 472          | 457          | 752          | 761          | 64        |
| ...                  | ...            | ...          | ...          | ...          | ...          | ...          | ...          | ...          | ...          | ...          | ...          | ...          | 65        |
| ...                  | ...            | ...          | ...          | ...          | ...          | ...          | ...          | ...          | ...          | ...          | ...          | ...          | 66        |
| ...                  | ...            | ...          | ...          | ...          | ...          | ...          | ...          | ...          | ...          | ...          | ...          | ...          | 67        |
| 5                    | —              | —            | 5            | —            | —            | 5            | —            | 5            | —            | 5            | —            | —            | 68        |

**Table 4-10. Previous Unit of Recent Movers—Renter Occupied Units**

[Numbers in thousands. Consistent with the 1990 Census. ... means not applicable or sample too small. – means zero or rounds to zero]

| Characteristics  | Total occupied units | Housing unit characteristics |              |                   |            | Household characteristics |              |                             |                    |                     |
|--|----------------------|------------------------------|--------------|-------------------|------------|---------------------------|--------------|-----------------------------|--------------------|---------------------|
|  |                      | New construction 4 years     | Mobile homes | Physical problems |            | Black                     | Hispanic     | Elderly (65 years and over) | Moved in past year | Below poverty level |
|  |                      |                              |              | Severe            | Moderate   |                           |              |                             |                    |                     |
| <b>HOUSEHOLDER MOVED DURING PAST YEAR FROM WITHIN THE UNITED STATES.</b> |                      |                              |              |                   |            |                           |              |                             |                    |                     |
| <b>1 Total .....</b>   | <b>11 349</b>        | <b>612</b>                   | <b>409</b>   | <b>297</b>        | <b>894</b> | <b>2 137</b>              | <b>1 537</b> | <b>464</b>                  | <b>11 349</b>      | <b>2 635</b>        |
| <b>Structure Type of Previous Residence</b>                              |                      |                              |              |                   |            |                           |              |                             |                    |                     |
| 2 Moved from within United States .....                                  | 11 349               | 612                          | 409          | 297               | 894        | 2 137                     | 1 537        | 464                         | 11 349             | 2 635               |
| 3 House .....  | 4 906                | 280                          | 182          | 130               | 364        | 844                       | 573          | 212                         | 4 906              | 1 065               |
| 4 Apartment .....  | 5 223                | 274                          | 92           | 141               | 438        | 1 144                     | 864          | 176                         | 5 223              | 1 215               |
| 5 Mobile home .....  | 489                  | 10                           | 115          | 7                 | 30         | 27                        | 30           | 40                          | 489                | 126                 |
| 6 Other .....  | 420                  | 23                           | 4            | 13                | 40         | 56                        | 46           | 20                          | 420                | 135                 |
| 7 Not reported .....   | 310                  | 24                           | 17           | 6                 | 22         | 66                        | 25           | 16                          | 310                | 95                  |
| <b>Tenure of Previous Residence</b>                                      |                      |                              |              |                   |            |                           |              |                             |                    |                     |
| 8 House, apartment, mobile home in United States .....                   | 10 619               | 565                          | 388          | 277               | 832        | 2 015                     | 1 466        | 428                         | 10 619             | 2 406               |
| 9 Owner occupied .....   | 2 566                | 176                          | 89           | 45                | 160        | 359                       | 218          | 180                         | 2 566              | 488                 |
| 10 Renter occupied .....   | 8 053                | 388                          | 299          | 232               | 672        | 1 656                     | 1 248        | 247                         | 8 053              | 1 917               |
| <b>Persons — Previous Residence</b>                                      |                      |                              |              |                   |            |                           |              |                             |                    |                     |
| 11 House, apartment, mobile home in United States .....                  | 10 619               | 565                          | 388          | 277               | 832        | 2 015                     | 1 466        | 428                         | 10 619             | 2 406               |
| 12 1 person .....  | 1 753                | 128                          | 35           | 43                | 155        | 325                       | 120          | 208                         | 1 753              | 329                 |
| 13 2 persons .....   | 2 839                | 146                          | 124          | 59                | 163        | 456                       | 283          | 132                         | 2 839              | 461                 |
| 14 3 persons .....   | 2 160                | 105                          | 80           | 56                | 209        | 411                       | 274          | 26                          | 2 160              | 484                 |
| 15 4 persons .....   | 1 731                | 86                           | 62           | 55                | 111        | 387                       | 275          | 26                          | 1 731              | 478                 |
| 16 5 persons .....   | 903                  | 34                           | 35           | 40                | 73         | 178                       | 198          | 7                           | 903                | 238                 |
| 17 6 persons .....   | 357                  | 17                           | 11           | 15                | 39         | 85                        | 96           | 14                          | 357                | 129                 |
| 18 7 persons or more .....   | 334                  | 20                           | 19           | –                 | 42         | 70                        | 121          | 8                           | 334                | 127                 |
| 19 Not reported .....  | 543                  | 30                           | 22           | 10                | 40         | 103                       | 98           | 5                           | 543                | 160                 |
| <b>Previous Home Owned or Rented by Someone Who Moved Here</b>           |                      |                              |              |                   |            |                           |              |                             |                    |                     |
| 20 House, apartment, mobile home in United States .....                  | 10 619               | 565                          | 388          | 277               | 832        | 2 015                     | 1 466        | 428                         | 10 619             | 2 406               |
| 21 Owned or rented by a mover .....                                      | 7 991                | 425                          | 296          | 216               | 588        | 1 519                     | 1 098        | 368                         | 7 991              | 1 686               |
| 22 Owned or rented by other .....  | 2 387                | 123                          | 86           | 56                | 225        | 448                       | 339          | 56                          | 2 387              | 644                 |
| 23 By a relative .....   | 1 664                | 81                           | 64           | 35                | 157        | 322                       | 250          | 43                          | 1 664              | 480                 |
| 24 By a nonrelative .....  | 712                  | 42                           | 22           | 20                | 66         | 126                       | 86           | 13                          | 712                | 161                 |
| 25 Not reported .....  | 10                   | –                            | –            | –                 | 3          | –                         | 4            | –                           | 10                 | 3                   |
| 26 Not reported .....  | 241                  | 17                           | 6            | 6                 | 19         | 49                        | 29           | 4                           | 241                | 75                  |
| <b>Change in Housing Costs</b>   |                      |                              |              |                   |            |                           |              |                             |                    |                     |
| 27 House, apartment, mobile home in United States .....                  | 10 619               | 565                          | 388          | 277               | 832        | 2 015                     | 1 466        | 428                         | 10 619             | 2 406               |
| 28 Increased with move .....   | 5 428                | 326                          | 142          | 141               | 434        | 1 013                     | 731          | 175                         | 5 428              | 1 133               |
| 29 Decreased .....   | 2 525                | 97                           | 124          | 75                | 200        | 466                       | 357          | 104                         | 2 525              | 584                 |
| 30 Stayed about the same .....   | 2 254                | 106                          | 93           | 57                | 166        | 448                       | 314          | 125                         | 2 254              | 546                 |
| 31 Don't know .....  | 335                  | 30                           | 29           | 5                 | 32         | 75                        | 58           | 23                          | 335                | 117                 |
| 32 Not reported .....  | 77                   | 6                            | 2            | –                 | –          | 13                        | 7            | –                           | 77                 | 26                  |

| Total occupied units | In MSAs        |         | Outside MSAs | Urban |              | Rural |         |              | Regions   |         |       |       |    |
|----------------------|----------------|---------|--------------|-------|--------------|-------|---------|--------------|-----------|---------|-------|-------|----|
|                      | Central cities | Suburbs |              | Total | Outside MSAs | Total | Suburbs | Outside MSAs | Northeast | Midwest | South | West  |    |
| 11 349               | 5 016          | 4 340   | 1 993        | 9 708 | 1 168        | 1 642 | 805     | 825          | 1 572     | 2 489   | 4 199 | 3 089 | 1  |
| 11 349               | 5 016          | 4 340   | 1 993        | 9 708 | 1 168        | 1 642 | 805     | 825          | 1 572     | 2 489   | 4 199 | 3 089 | 2  |
| 4 906                | 1 902          | 1 972   | 1 033        | 4 003 | 552          | 903   | 415     | 481          | 589       | 1 106   | 1 849 | 1 362 | 3  |
| 5 223                | 2 715          | 1 925   | 583          | 4 801 | 414          | 423   | 248     | 169          | 817       | 1 134   | 1 836 | 1 437 | 4  |
| 489                  | 71             | 167     | 251          | 292   | 134          | 197   | 80      | 117          | 43        | 99      | 238   | 109   | 5  |
| 420                  | 192            | 151     | 77           | 367   | 52           | 53    | 29      | 24           | 77        | 89      | 148   | 106   | 6  |
| 310                  | 136            | 125     | 49           | 245   | 16           | 65    | 32      | 33           | 45        | 61      | 129   | 75    | 7  |
| 10 619               | 4 688          | 4 064   | 1 867        | 9 095 | 1 100        | 1 524 | 744     | 767          | 1 450     | 2 339   | 3 923 | 2 908 | 8  |
| 2 566                | 945            | 1 124   | 498          | 2 107 | 278          | 459   | 239     | 219          | 314       | 654     | 988   | 610   | 9  |
| 8 053                | 3 744          | 2 940   | 1 370        | 6 988 | 822          | 1 065 | 505     | 548          | 1 136     | 1 685   | 2 935 | 2 297 | 10 |
| 10 619               | 4 688          | 4 064   | 1 867        | 9 095 | 1 100        | 1 524 | 744     | 767          | 1 450     | 2 339   | 3 923 | 2 908 | 11 |
| 1 753                | 880            | 620     | 253          | 1 568 | 165          | 185   | 97      | 89           | 258       | 420     | 658   | 418   | 12 |
| 2 839                | 1 248          | 1 106   | 485          | 2 438 | 294          | 402   | 207     | 191          | 364       | 666     | 1 071 | 738   | 13 |
| 2 160                | 838            | 871     | 451          | 1 835 | 279          | 325   | 151     | 171          | 307       | 465     | 823   | 566   | 14 |
| 1 731                | 747            | 670     | 314          | 1 432 | 182          | 299   | 162     | 132          | 274       | 343     | 646   | 467   | 15 |
| 903                  | 398            | 334     | 171          | 736   | 71           | 167   | 65      | 100          | 106       | 217     | 275   | 305   | 16 |
| 357                  | 155            | 138     | 64           | 324   | 47           | 33    | 17      | 16           | 24        | 48      | 152   | 133   | 17 |
| 334                  | 159            | 129     | 46           | 303   | 20           | 31    | 5       | 26           | 24        | 62      | 111   | 137   | 18 |
| 543                  | 265            | 195     | 83           | 461   | 41           | 82    | 40      | 42           | 93        | 118     | 188   | 144   | 19 |
| 10 619               | 4 688          | 4 064   | 1 867        | 9 095 | 1 100        | 1 524 | 744     | 767          | 1 450     | 2 339   | 3 923 | 2 908 | 20 |
| 7 991                | 3 485          | 3 071   | 1 435        | 6 855 | 873          | 1 136 | 565     | 562          | 1 073     | 1 693   | 2 996 | 2 229 | 21 |
| 2 387                | 1 080          | 902     | 405          | 2 026 | 212          | 361   | 165     | 193          | 329       | 589     | 838   | 630   | 22 |
| 1 664                | 743            | 595     | 327          | 1 398 | 164          | 266   | 104     | 162          | 228       | 425     | 595   | 416   | 23 |
| 712                  | 333            | 301     | 78           | 620   | 48           | 92    | 59      | 30           | 98        | 163     | 243   | 208   | 24 |
| 10                   | 4              | 6       | -            | 8     | -            | 3     | 3       | -            | 3         | 2       | -     | 5     | 25 |
| 241                  | 123            | 90      | 28           | 214   | 15           | 27    | 14      | 13           | 47        | 56      | 88    | 49    | 26 |
| 10 619               | 4 688          | 4 064   | 1 867        | 9 095 | 1 100        | 1 524 | 744     | 767          | 1 450     | 2 339   | 3 923 | 2 908 | 27 |
| 5 428                | 2 471          | 2 144   | 813          | 4 755 | 471          | 674   | 322     | 342          | 718       | 1 207   | 1 939 | 1 564 | 28 |
| 2 525                | 1 071          | 955     | 499          | 2 099 | 300          | 426   | 227     | 199          | 338       | 546     | 936   | 705   | 29 |
| 2 254                | 978            | 821     | 454          | 1 897 | 274          | 357   | 173     | 180          | 303       | 469     | 897   | 584   | 30 |
| 335                  | 132            | 114     | 88           | 274   | 49           | 61    | 22      | 39           | 83        | 99      | 110   | 43    | 31 |
| 77                   | 36             | 28      | 13           | 70    | 6            | 7     | -       | 7            | 7         | 18      | 41    | 11    | 32 |



**Table 4-11. Reasons for Move and Choice of Current Residence—Renter Occupied Units**

[Numbers in thousands. Consistent with the 1990 Census. ... means not applicable or sample too small. - means zero or rounds to zero]

| Characteristics                                       | Total occupied units | Housing unit characteristics |              |                   |            | Household characteristics |              |                             |                    |                     |
|---|----------------------|------------------------------|--------------|-------------------|------------|---------------------------|--------------|-----------------------------|--------------------|---------------------|
|   |                      | New construction 4 years     | Mobile homes | Physical problems |            | Black                     | Hispanic     | Elderly (65 years and over) | Moved in past year | Below poverty level |
|   |                      |                              |              | Severe            | Moderate   |                           |              |                             |                    |                     |
| <b>RESPONDENT MOVED DURING PAST YEAR</b>              |                      |                              |              |                   |            |                           |              |                             |                    |                     |
| <b>1 Total</b>  | <b>12 037</b>        | <b>639</b>                   | <b>418</b>   | <b>325</b>        | <b>932</b> | <b>2 230</b>              | <b>1 724</b> | <b>469</b>                  | <b>11 760</b>      | <b>2 757</b>        |
| <b>Reasons for Leaving Previous Unit<sup>1</sup></b>  |                      |                              |              |                   |            |                           |              |                             |                    |                     |
| 2 Private displacement                                | 410                  | 6                            | 22           | 9                 | 24         | 84                        | 66           | 11                          | 397                | 107                 |
| 3 Owner to move into unit                             | 164                  | 2                            | 10           | 3                 | 12         | 46                        | 32           | 6                           | 159                | 43                  |
| 4 To be converted to condominium or cooperative       | 15                   | -                            | -            | -                 | 2          | 4                         | 2            | -                           | 15                 | 2                   |
| 5 Closed for repairs                                  | 13                   | -                            | 2            | -                 | 4          | 5                         | -            | -                           | 13                 | 2                   |
| 6 Other   | 213                  | 4                            | 10           | 6                 | 6          | 24                        | 32           | 5                           | 205                | 54                  |
| 7 Not reported  | 6                    | -                            | -            | -                 | -          | 6                         | -            | -                           | 6                  | 6                   |
| 8 Government displacement                             | 85                   | 2                            | 2            | 5                 | 7          | 19                        | 13           | 8                           | 85                 | 39                  |
| 9 Government wanted building or land                  | 21                   | -                            | -            | -                 | 1          | 7                         | 3            | 3                           | 21                 | 11                  |
| 10 Unit unfit for occupancy                           | 4                    | -                            | 2            | 2                 | -          | 2                         | -            | 2                           | 4                  | 4                   |
| 11 Other  | 59                   | 2                            | -            | 3                 | 6          | 9                         | 10           | 2                           | 59                 | 23                  |
| 12 Not reported                                       | -                    | -                            | -            | -                 | -          | -                         | -            | -                           | -                  | -                   |
| 13 Disaster loss (fire, flood, etc.)                  | 72                   | -                            | 10           | 4                 | 3          | 30                        | 8            | 3                           | 70                 | 15                  |
| 14 New job or job transfer                            | 1 708                | 165                          | 50           | 28                | 122        | 189                       | 184          | -                           | 1 683              | 156                 |
| 15 To be closer to work/school/other                  | 1 758                | 102                          | 28           | 37                | 147        | 231                       | 228          | 11                          | 1 716              | 403                 |
| 16 Other, financial/employment related                | 749                  | 37                           | 22           | 31                | 49         | 149                       | 115          | 28                          | 716                | 136                 |
| 17 To establish own household                         | 1 809                | 62                           | 60           | 25                | 182        | 431                       | 272          | 37                          | 1 791              | 449                 |
| 18 Needed larger house or apartment                   | 1 475                | 46                           | 50           | 43                | 103        | 326                       | 259          | 20                          | 1 453              | 319                 |
| 19 Married  | 258                  | 13                           | 3            | 9                 | 13         | 33                        | 27           | 2                           | 230                | 20                  |
| 20 Widowed, divorced or separated                     | 298                  | 32                           | 12           | 14                | 16         | 30                        | 28           | 22                          | 297                | 41                  |
| 21 Other, family/person related                       | 1 271                | 49                           | 49           | 55                | 130        | 207                       | 211          | 107                         | 1 216              | 375                 |
| 22 Wanted better home                                 | 1 326                | 87                           | 44           | 29                | 98         | 314                       | 197          | 44                          | 1 295              | 298                 |
| 23 Change from owner to renter                        | 193                  | 13                           | 15           | 9                 | 12         | 30                        | 20           | 24                          | 185                | 25                  |
| 24 Change from renter to owner                        | -                    | -                            | -            | -                 | -          | -                         | -            | -                           | -                  | -                   |
| 25 Wanted lower rent or maintenance                   | 833                  | 40                           | 17           | 24                | 75         | 174                       | 149          | 52                          | 808                | 225                 |
| 26 Other housing related reasons                      | 979                  | 40                           | 38           | 33                | 91         | 192                       | 152          | 60                          | 963                | 276                 |
| 27 Other  | 1 636                | 84                           | 71           | 46                | 137        | 272                       | 229          | 111                         | 1 608              | 458                 |
| 28 Not reported                                       | 413                  | 23                           | 17           | 8                 | 20         | 84                        | 45           | 15                          | 403                | 127                 |
| <b>Main Reason for Leaving Previous Unit</b>          |                      |                              |              |                   |            |                           |              |                             |                    |                     |
| 29 All reported reasons equal                         | 279                  | 19                           | 6            | 7                 | 26         | 48                        | 57           | 11                          | 274                | 41                  |
| 30 Private displacement                               | 193                  | 4                            | 14           | 8                 | 9          | 43                        | 32           | 8                           | 185                | 53                  |
| 31 Government displacement                            | 38                   | -                            | 2            | 5                 | 3          | 19                        | 4            | 5                           | 38                 | 23                  |
| 32 Disaster loss (fire, flood, etc.)                  | 67                   | -                            | 10           | 4                 | 3          | 30                        | 8            | 3                           | 65                 | 15                  |
| 33 New job or job transfer                            | 1 504                | 147                          | 49           | 26                | 94         | 157                       | 162          | -                           | 1 479              | 129                 |
| 34 To be closer to work/school/other                  | 1 374                | 81                           | 26           | 28                | 106        | 175                       | 174          | 7                           | 1 336              | 336                 |
| 35 Other, financial/employment related                | 443                  | 28                           | 17           | 19                | 32         | 94                        | 73           | 20                          | 420                | 73                  |
| 36 To establish own household                         | 1 386                | 48                           | 36           | 24                | 138        | 368                       | 196          | 23                          | 1 374              | 389                 |
| 37 Needed larger house or apartment                   | 1 106                | 28                           | 39           | 28                | 81         | 237                       | 204          | 16                          | 1 091              | 249                 |
| 38 Married, widowed, divorced, or separated           | 706                  | 58                           | 20           | 18                | 35         | 82                        | 55           | 21                          | 668                | 89                  |
| 39 Other, family/person related                       | 961                  | 37                           | 34           | 48                | 96         | 149                       | 158          | 93                          | 921                | 277                 |
| 40 Wanted better home                                 | 823                  | 47                           | 28           | 16                | 57         | 218                       | 133          | 38                          | 809                | 199                 |
| 41 Change from owner to renter or renter to owner     | 123                  | 7                            | 15           | 9                 | 7          | 21                        | 19           | 13                          | 117                | 17                  |
| 42 Wanted lower rent or maintenance                   | 532                  | 25                           | 10           | 11                | 42         | 116                       | 103          | 48                          | 522                | 144                 |
| 43 Other housing related reasons                      | 589                  | 25                           | 29           | 26                | 55         | 123                       | 104          | 45                          | 581                | 172                 |
| 44 Other  | 1 305                | 59                           | 59           | 38                | 111        | 237                       | 161          | 99                          | 1 287              | 374                 |
| 45 Not reported                                       | 609                  | 25                           | 23           | 9                 | 36         | 112                       | 81           | 18                          | 594                | 178                 |
| <b>Choice of Present Neighborhood<sup>1</sup></b>     |                      |                              |              |                   |            |                           |              |                             |                    |                     |
| 46 Convenient to job                                  | 3 545                | 228                          | 77           | 64                | 281        | 572                       | 448          | 21                          | 3 473              | 408                 |
| 47 Convenient to friends or relatives                 | 2 490                | 96                           | 107          | 73                | 215        | 482                       | 428          | 159                         | 2 405              | 526                 |
| 48 Convenient to leisure activities                   | 888                  | 43                           | 24           | 18                | 77         | 119                       | 86           | 44                          | 871                | 109                 |
| 49 Convenient to public transportation                | 672                  | 16                           | -            | 29                | 67         | 188                       | 102          | 32                          | 659                | 163                 |
| 50 Good schools                                       | 1 323                | 68                           | 29           | 54                | 109        | 255                       | 219          | 6                           | 1 307              | 407                 |
| 51 Other public services                              | 517                  | 15                           | 6            | 12                | 28         | 111                       | 73           | 38                          | 510                | 120                 |
| 52 Looks/design of neighborhood                       | 2 372                | 205                          | 40           | 54                | 113        | 421                       | 298          | 113                         | 2 329              | 373                 |
| 53 House was most important consideration             | 1 934                | 115                          | 40           | 35                | 138        | 371                       | 282          | 78                          | 1 901              | 471                 |
| 54 Other  | 2 277                | 79                           | 100          | 84                | 251        | 407                       | 312          | 104                         | 2 220              | 677                 |
| 55 Not reported                                       | 1 347                | 67                           | 71           | 35                | 86         | 288                       | 205          | 47                          | 1 324              | 404                 |
| <b>Main Reason for Choice of Present Neighborhood</b> |                      |                              |              |                   |            |                           |              |                             |                    |                     |
| 56 All reported reasons equal                         | 385                  | 29                           | 2            | 9                 | 23         | 57                        | 81           | 28                          | 379                | 67                  |
| 57 Convenient to job                                  | 2 654                | 173                          | 67           | 54                | 195        | 410                       | 316          | 15                          | 2 589              | 283                 |
| 58 Convenient to friends or relatives                 | 1 560                | 58                           | 87           | 51                | 126        | 303                       | 288          | 124                         | 1 501              | 374                 |
| 59 Convenient to leisure activities                   | 195                  | 14                           | 10           | 5                 | 11         | 19                        | 17           | 20                          | 186                | 36                  |
| 60 Convenient to public transportation                | 171                  | -                            | -            | 4                 | 22         | 57                        | 27           | 6                           | 169                | 52                  |
| 61 Good schools                                       | 779                  | 36                           | 23           | 37                | 56         | 134                       | 113          | -                           | 770                | 255                 |
| 62 Other public services                              | 149                  | -                            | 3            | 6                 | 13         | 35                        | 20           | 15                          | 149                | 45                  |
| 63 Looks/design of neighborhood                       | 1 372                | 121                          | 29           | 34                | 73         | 260                       | 186          | 65                          | 1 343              | 228                 |
| 64 House was most important consideration             | 1 400                | 70                           | 31           | 15                | 97         | 291                       | 187          | 52                          | 1 375              | 383                 |
| 65 Other  | 2 021                | 70                           | 95           | 75                | 227        | 376                       | 282          | 97                          | 1 971              | 629                 |
| 66 Not reported                                       | 1 351                | 67                           | 71           | 35                | 89         | 288                       | 206          | 47                          | 1 328              | 404                 |
| <b>Neighborhood Search</b>                            |                      |                              |              |                   |            |                           |              |                             |                    |                     |
| 67 Looked at just this neighborhood                   | 5 605                | 239                          | 288          | 161               | 435        | 990                       | 916          | 268                         | 5 424              | 1 361               |
| 68 Looked at other neighborhood(s)                    | 6 027                | 374                          | 115          | 159               | 477        | 1 150                     | 766          | 185                         | 5 935              | 1 263               |
| 69 Not reported                                       | 405                  | 27                           | 15           | 6                 | 20         | 90                        | 42           | 16                          | 401                | 133                 |
| <b>Choice of Present Home<sup>1</sup></b>             |                      |                              |              |                   |            |                           |              |                             |                    |                     |
| 70 Financial reasons                                  | 4 429                | 160                          | 174          | 133               | 351        | 809                       | 635          | 137                         | 4 338              | 1 107               |
| 71 Room layout/design                                 | 2 852                | 209                          | 36           | 62                | 181        | 531                       | 366          | 119                         | 2 820              | 495                 |
| 72 Kitchen  | 470                  | 37                           | 11           | 13                | 18         | 66                        | 65           | 20                          | 467                | 96                  |
| 73 Size   | 2 623                | 163                          | 46           | 53                | 220        | 467                       | 383          | 82                          | 2 578              | 508                 |
| 74 Exterior appearance                                | 1 108                | 94                           | 20           | 18                | 63         | 210                       | 143          | 61                          | 1 103              | 204                 |
| 75 Yard/trees/view                                    | 1 077                | 65                           | 51           | 23                | 59         | 152                       | 102          | 44                          | 1 065              | 219                 |
| 76 Quality of construction                            | 679                  | 84                           | 10           | 11                | 29         | 94                        | 77           | 26                          | 674                | 120                 |
| 77 Only one available                                 | 1 342                | 39                           | 66           | 53                | 96         | 290                       | 227          | 66                          | 1 309              | 380                 |
| 78 Other  | 1 910                | 149                          | 59           | 55                | 130        | 285                       | 245          | 91                          | 1 824              | 412                 |
| 79 Not reported                                       | 1 230                | 64                           | 40           | 30                | 91         | 233                       | 188          | 52                          | 1 214              | 322                 |

| Total occupied units | In MSAs        |              | Outside MSAs | Urban         |              | Rural        |            |              | Regions      |              |              |              |          |
|----------------------|----------------|--------------|--------------|---------------|--------------|--------------|------------|--------------|--------------|--------------|--------------|--------------|----------|
|                      | Central cities | Suburbs      |              | Total         | Outside MSAs | Total        | Suburbs    | Outside MSAs | Northeast    | Midwest      | South        | West         |          |
| <b>12 037</b>        | <b>5 375</b>   | <b>4 608</b> | <b>2 055</b> | <b>10 315</b> | <b>1 208</b> | <b>1 723</b> | <b>859</b> | <b>847</b>   | <b>1 679</b> | <b>2 585</b> | <b>4 467</b> | <b>3 305</b> | <b>1</b> |
| 410                  | 170            | 186          | 54           | 347           | 30           | 63           | 38         | 25           | 86           | 89           | 106          | 129          | 2        |
| 164                  | 58             | 87           | 19           | 142           | 11           | 22           | 14         | 8            | 50           | 30           | 39           | 45           | 3        |
| 15                   | 9              | 5            | -            | 15            | -            | -            | -          | -            | -            | 5            | 4            | 6            | 6        |
| 13                   | 5              | 2            | 6            | 11            | 4            | 2            | -          | 2            | -            | 2            | 6            | 5            | 5        |
| 213                  | 91             | 91           | 30           | 174           | 15           | 39           | 24         | 15           | 36           | 49           | 55           | 73           | 6        |
| 6                    | 6              | -            | -            | 6             | -            | -            | -          | -            | -            | 3            | 3            | -            | 7        |
| 85                   | 46             | 29           | 11           | 76            | 8            | 9            | 7          | 2            | 16           | 10           | 30           | 29           | 8        |
| 21                   | 7              | 14           | -            | 20            | -            | 2            | 2          | -            | 1            | 5            | 2            | 12           | 9        |
| 4                    | 2              | 2            | -            | 2             | -            | 2            | 2          | -            | -            | 2            | 2            | -            | 10       |
| 59                   | 36             | 13           | 11           | 54            | 8            | 6            | 3          | 2            | 15           | 3            | 25           | 16           | 11       |
| -                    | -              | -            | -            | -             | -            | -            | -          | -            | -            | -            | -            | -            | 12       |
| 72                   | 35             | 14           | 23           | 62            | 15           | 11           | 2          | 9            | 21           | 14           | 29           | 8            | 13       |
| 1 708                | 687            | 703          | 318          | 1 424         | 176          | 284          | 142        | 142          | 168          | 297          | 760          | 484          | 14       |
| 1 758                | 851            | 653          | 254          | 1 585         | 169          | 173          | 89         | 85           | 208          | 402          | 648          | 500          | 15       |
| 749                  | 317            | 308          | 124          | 633           | 68           | 116          | 60         | 56           | 89           | 144          | 249          | 268          | 16       |
| 1 809                | 776            | 647          | 386          | 1 532         | 230          | 278          | 117        | 155          | 242          | 446          | 662          | 459          | 17       |
| 1 475                | 700            | 565          | 210          | 1 298         | 127          | 177          | 89         | 83           | 238          | 326          | 515          | 395          | 18       |
| 258                  | 100            | 84           | 74           | 182           | 17           | 76           | 16         | 58           | 25           | 59           | 72           | 102          | 19       |
| 298                  | 89             | 147          | 63           | 233           | 37           | 65           | 40         | 25           | 38           | 109          | 80           | 72           | 20       |
| 1 271                | 499            | 515          | 257          | 1 081         | 155          | 190          | 83         | 102          | 204          | 300          | 394          | 374          | 21       |
| 1 326                | 588            | 489          | 249          | 1 144         | 155          | 183          | 87         | 94           | 215          | 325          | 436          | 351          | 22       |
| 193                  | 75             | 76           | 41           | 144           | 18           | 49           | 24         | 23           | 31           | 45           | 69           | 48           | 23       |
| -                    | -              | -            | -            | -             | -            | -            | -          | -            | -            | -            | -            | -            | 24       |
| 833                  | 385            | 299          | 149          | 715           | 95           | 118          | 59         | 54           | 141          | 221          | 290          | 182          | 25       |
| 979                  | 473            | 356          | 149          | 845           | 84           | 134          | 68         | 65           | 144          | 223          | 340          | 271          | 26       |
| 1 636                | 749            | 632          | 255          | 1 391         | 142          | 246          | 133        | 113          | 232          | 285          | 591          | 529          | 27       |
| 413                  | 202            | 150          | 60           | 357           | 28           | 56           | 23         | 32           | 73           | 73           | 173          | 94           | 28       |
| 279                  | 88             | 93           | 98           | 185           | 32           | 94           | 26         | 66           | 26           | 41           | 85           | 127          | 29       |
| 193                  | 97             | 71           | 25           | 158           | 13           | 34           | 22         | 13           | 43           | 40           | 45           | 65           | 30       |
| 38                   | 26             | 12           | -            | 34            | -            | 4            | 4          | -            | 5            | 8            | 16           | 9            | 31       |
| 67                   | 29             | 14           | 23           | 56            | 15           | 11           | 2          | 9            | 21           | 12           | 27           | 6            | 32       |
| 1 504                | 615            | 629          | 260          | 1 249         | 136          | 255          | 131        | 124          | 153          | 260          | 674          | 418          | 33       |
| 1 374                | 683            | 480          | 211          | 1 243         | 150          | 131          | 69         | 61           | 157          | 302          | 529          | 385          | 34       |
| 443                  | 188            | 196          | 59           | 383           | 35           | 61           | 37         | 24           | 55           | 83           | 148          | 158          | 35       |
| 1 386                | 641            | 468          | 277          | 1 200         | 181          | 185          | 84         | 96           | 170          | 364          | 530          | 321          | 36       |
| 1 106                | 531            | 418          | 158          | 966           | 88           | 140          | 65         | 70           | 176          | 230          | 409          | 290          | 37       |
| 706                  | 247            | 336          | 123          | 570           | 70           | 136          | 84         | 53           | 103          | 216          | 236          | 152          | 38       |
| 961                  | 390            | 388          | 184          | 819           | 109          | 143          | 66         | 75           | 158          | 231          | 294          | 279          | 39       |
| 823                  | 391            | 282          | 150          | 742           | 104          | 81           | 35         | 45           | 126          | 194          | 277          | 226          | 40       |
| 123                  | 54             | 44           | 25           | 93            | 8            | 30           | 13         | 17           | 18           | 27           | 43           | 36           | 41       |
| 532                  | 234            | 211          | 88           | 467           | 57           | 65           | 32         | 31           | 89           | 125          | 194          | 124          | 42       |
| 589                  | 293            | 208          | 88           | 511           | 52           | 78           | 42         | 36           | 81           | 120          | 235          | 154          | 43       |
| 1 305                | 602            | 504          | 199          | 1 112         | 112          | 193          | 107        | 86           | 190          | 225          | 489          | 401          | 44       |
| 609                  | 267            | 253          | 88           | 526           | 45           | 83           | 40         | 43           | 109          | 108          | 237          | 155          | 45       |
| 3 545                | 1 607          | 1 426        | 511          | 3 096         | 287          | 449          | 225        | 224          | 449          | 686          | 1 459        | 951          | 46       |
| 2 490                | 1 065          | 977          | 448          | 2 073         | 210          | 417          | 169        | 238          | 408          | 552          | 925          | 605          | 47       |
| 888                  | 429            | 333          | 126          | 788           | 64           | 100          | 38         | 62           | 190          | 165          | 301          | 232          | 48       |
| 672                  | 454            | 186          | 32           | 653           | 26           | 19           | 10         | 6            | 155          | 135          | 199          | 182          | 49       |
| 1 323                | 561            | 564          | 198          | 1 129         | 104          | 194          | 98         | 94           | 133          | 302          | 526          | 362          | 50       |
| 517                  | 245            | 204          | 68           | 479           | 53           | 38           | 23         | 15           | 107          | 111          | 174          | 125          | 51       |
| 2 372                | 1 038          | 997          | 337          | 2 019         | 194          | 353          | 205        | 143          | 372          | 491          | 903          | 607          | 52       |
| 1 934                | 832            | 662          | 440          | 1 620         | 241          | 314          | 112        | 200          | 238          | 462          | 694          | 540          | 53       |
| 2 277                | 1 089          | 777          | 411          | 1 987         | 255          | 290          | 132        | 156          | 290          | 532          | 753          | 702          | 54       |
| 1 347                | 598            | 535          | 214          | 1 152         | 139          | 195          | 118        | 75           | 220          | 249          | 479          | 399          | 55       |
| 385                  | 180            | 146          | 59           | 321           | 36           | 64           | 38         | 23           | 58           | 54           | 137          | 135          | 56       |
| 2 654                | 1 208          | 1 077        | 369          | 2 312         | 212          | 342          | 185        | 157          | 322          | 511          | 1 119        | 702          | 57       |
| 1 560                | 636            | 621          | 302          | 1 265         | 141          | 295          | 126        | 161          | 254          | 351          | 584          | 371          | 58       |
| 195                  | 97             | 62           | 37           | 169           | 19           | 26           | 7          | 18           | 37           | 31           | 59           | 67           | 59       |
| 171                  | 115            | 48           | 8            | 169           | 8            | 2            | 2          | -            | 39           | 31           | 58           | 43           | 60       |
| 779                  | 319            | 337          | 123          | 680           | 75           | 99           | 51         | 48           | 72           | 187          | 314          | 206          | 61       |
| 149                  | 76             | 51           | 22           | 140           | 20           | 9            | 7          | 2            | 23           | 33           | 59           | 34           | 62       |
| 1 372                | 577            | 590          | 205          | 1 168         | 133          | 204          | 130        | 72           | 207          | 316          | 497          | 353          | 63       |
| 1 400                | 618            | 446          | 337          | 1 173         | 192          | 228          | 80         | 145          | 186          | 341          | 489          | 385          | 64       |
| 2 021                | 952            | 692          | 376          | 1 763         | 231          | 258          | 113        | 145          | 258          | 479          | 672          | 612          | 65       |
| 1 351                | 598            | 537          | 215          | 1 156         | 140          | 195          | 118        | 75           | 222          | 251          | 479          | 399          | 66       |
| 5 605                | 2 425          | 2 137        | 1 043        | 4 672         | 564          | 933          | 444        | 479          | 791          | 1 190        | 2 101        | 1 524        | 67       |
| 6 027                | 2 747          | 2 323        | 957          | 5 293         | 619          | 734          | 389        | 338          | 822          | 1 321        | 2 198        | 1 686        | 68       |
| 405                  | 203            | 147          | 55           | 350           | 24           | 56           | 25         | 30           | 67           | 74           | 168          | 96           | 69       |
| 4 429                | 2 045          | 1 627        | 756          | 3 837         | 465          | 592          | 296        | 292          | 592          | 952          | 1 713        | 1 171        | 70       |
| 2 852                | 1 323          | 1 166        | 362          | 2 527         | 231          | 325          | 189        | 131          | 433          | 646          | 1 063        | 710          | 71       |
| 470                  | 191            | 198          | 81           | 399           | 41           | 71           | 32         | 39           | 113          | 96           | 158          | 103          | 72       |
| 2 623                | 1 245          | 955          | 422          | 2 255         | 225          | 367          | 165        | 198          | 402          | 523          | 973          | 725          | 73       |
| 1 108                | 488            | 487          | 132          | 964           | 65           | 144          | 73         | 67           | 159          | 213          | 405          | 332          | 74       |
| 1 077                | 392            | 482          | 202          | 848           | 100          | 230          | 125        | 102          | 141          | 205          | 394          | 337          | 75       |
| 679                  | 296            | 270          | 114          | 571           | 60           | 108          | 52         | 54           | 119          | 173          | 201          | 187          | 76       |
| 1 342                | 576            | 492          | 273          | 1 119         | 145          | 222          | 90         | 128          | 166          | 322          | 486          | 367          | 77       |
| 1 910                | 821            | 724          | 366          | 1 597         | 208          | 313          | 156        | 157          | 273          | 459          | 658          | 521          | 78       |
| 1 230                | 532            | 491          | 208          | 1 074         | 138          | 156          | 84         | 69           | 184          | 235          | 425          | 386          | 79       |

**Table 4-11. Reasons for Move and Choice of Current Residence—Renter Occupied Units—Con.**

[Numbers in thousands. Consistent with the 1990 Census. ... means not applicable or sample too small. – means zero or rounds to zero]

| Characteristics   | Total occupied units             | Housing unit characteristics |              |                   |          | Household characteristics |          |                             |                    |                     |       |
|---|----------------------------------|------------------------------|--------------|-------------------|----------|---------------------------|----------|-----------------------------|--------------------|---------------------|-------|
|   |                                  | New construction 4 years     | Mobile homes | Physical problems |          | Black                     | Hispanic | Elderly (65 years and over) | Moved in past year | Below poverty level |       |
|   |                                  |                              |              | Severe            | Moderate |                           |          |                             |                    |                     |       |
| <b>RESPONDENT MOVED DURING PAST YEAR—Con.</b>           |                                  |                              |              |                   |          |                           |          |                             |                    |                     |       |
| <b>Main Reason for Choice of Present Home</b>           |                                  |                              |              |                   |          |                           |          |                             |                    |                     |       |
| 1   | All reported reasons equal ..... | 492                          | 40           | 3                 | 14       | 37                        | 87       | 84                          | 21                 | 484                 | 107   |
| 2   | Financial reasons .....          | 3 599                        | 115          | 164               | 117      | 304                       | 685      | 508                         | 112                | 3 519               | 926   |
| 3   | Room layout/design .....         | 1 621                        | 125          | 24                | 36       | 114                       | 305      | 222                         | 64                 | 1 599               | 279   |
| 4   | Kitchen .....                    | 49                           | 4            | 2                 | –        | 1                         | 3        | 10                          | 2                  | 49                  | 15    |
| 5   | Size .....                       | 1 481                        | 77           | 37                | 25       | 129                       | 289      | 226                         | 38                 | 1 451               | 286   |
| 6   | Exterior appearance .....        | 293                          | 15           | 8                 | 5        | 28                        | 81       | 35                          | 17                 | 290                 | 59    |
| 7   | Yard/trees/view .....            | 363                          | 20           | 29                | 10       | 25                        | 36       | 26                          | 21                 | 359                 | 83    |
| 8   | Quality of construction .....    | 190                          | 28           | 4                 | 6        | 8                         | 33       | 25                          | 8                  | 187                 | 31    |
| 9   | Only one available .....         | 1 120                        | 28           | 54                | 43       | 84                        | 246      | 201                         | 57                 | 1 089               | 316   |
| 10  | Other .....                      | 1 598                        | 122          | 52                | 39       | 113                       | 232      | 199                         | 74                 | 1 517               | 333   |
| 11  | Not reported .....               | 1 232                        | 64           | 40                | 30       | 91                        | 233      | 188                         | 54                 | 1 215               | 322   |
| <b>Home Search</b>                                      |                                  |                              |              |                   |          |                           |          |                             |                    |                     |       |
| 12  | Now in house .....               | 3 952                        | 187          | ...               | 88       | 256                       | 742      | 549                         | 98                 | 3 845               | 874   |
| 13  | Did not look at apartments ..... | 2 670                        | 116          | ...               | 65       | 158                       | 477      | 378                         | 78                 | 2 586               | 574   |
| 14  | Looked at apartments too .....   | 1 128                        | 60           | ...               | 19       | 95                        | 228      | 164                         | 16                 | 1 107               | 252   |
| 15  | Search not reported .....        | 154                          | 10           | ...               | 4        | 3                         | 37       | 7                           | 4                  | 151                 | 48    |
| 16  | Now in mobile home .....         | 418                          | 26           | 418               | 10       | 32                        | 45       | 35                          | 12                 | 410                 | 124   |
| 17  | Did not look at apartments ..... | 271                          | 7            | 271               | 6        | 16                        | 21       | 27                          | 9                  | 266                 | 84    |
| 18  | Looked at apartments too .....   | 133                          | 15           | 133               | 4        | 12                        | 23       | 9                           | –                  | 129                 | 39    |
| 19  | Search not reported .....        | 15                           | 4            | 15                | –        | 4                         | –        | –                           | 3                  | 15                  | –     |
| 20  | Now in apartment .....           | 7 667                        | 426          | ...               | 227      | 644                       | 1 443    | 1 140                       | 358                | 7 505               | 1 759 |
| 21  | Did not look at houses .....     | 5 508                        | 302          | ...               | 138      | 452                       | 1 019    | 849                         | 293                | 5 382               | 1 212 |
| 22  | Looked at houses too .....       | 1 849                        | 107          | ...               | 60       | 171                       | 361      | 242                         | 47                 | 1 815               | 432   |
| 23  | Search not reported .....        | 311                          | 17           | ...               | 30       | 21                        | 64       | 49                          | 18                 | 308                 | 114   |
| <b>Recent Mover Comparison to Previous Home</b>         |                                  |                              |              |                   |          |                           |          |                             |                    |                     |       |
| 24  | Better home .....                | 5 570                        | 351          | 175               | 144      | 427                       | 1 061    | 910                         | 208                | 5 447               | 1 320 |
| 25  | Worse home .....                 | 2 441                        | 73           | 128               | 104      | 280                       | 396      | 278                         | 66                 | 2 396               | 527   |
| 26  | About the same .....             | 3 568                        | 186          | 97                | 67       | 195                       | 674      | 493                         | 176                | 3 461               | 757   |
| 27  | Not reported .....               | 459                          | 28           | 19                | 10       | 30                        | 99       | 42                          | 19                 | 455                 | 153   |
| <b>Recent Mover Comparison to Previous Neighborhood</b> |                                  |                              |              |                   |          |                           |          |                             |                    |                     |       |
| 28  | Better neighborhood .....        | 4 277                        | 240          | 195               | 112      | 305                       | 831      | 675                         | 157                | 4 168               | 1 008 |
| 29  | Worse neighborhood .....         | 1 945                        | 68           | 71                | 70       | 214                       | 362      | 247                         | 39                 | 1 907               | 483   |
| 30  | About the same .....             | 4 816                        | 278          | 120               | 114      | 348                       | 842      | 658                         | 236                | 4 703               | 988   |
| 31  | Same neighborhood .....          | 527                          | 20           | 12                | 19       | 37                        | 96       | 102                         | 18                 | 516                 | 127   |
| 32  | Not reported .....               | 472                          | 32           | 19                | 10       | 27                        | 100      | 43                          | 19                 | 466                 | 151   |

<sup>1</sup>Figures may not add to total because more than one category may apply to a unit.

| Total occupied units | In MSAs        |         | Outside MSAs | Urban |              | Rural |         |              | Regions   |         |       |       |    |
|----------------------|----------------|---------|--------------|-------|--------------|-------|---------|--------------|-----------|---------|-------|-------|----|
|                      | Central cities | Suburbs |              | Total | Outside MSAs | Total | Suburbs | Outside MSAs | Northeast | Midwest | South | West  |    |
| 492                  | 219            | 201     | 73           | 407   | 49           | 85    | 59      | 24           | 80        | 84      | 201   | 127   | 1  |
| 3 599                | 1 654          | 1 337   | 608          | 3 127 | 380          | 473   | 241     | 229          | 482       | 782     | 1 387 | 948   | 2  |
| 1 621                | 769            | 650     | 201          | 1 435 | 122          | 186   | 106     | 80           | 242       | 358     | 636   | 385   | 3  |
| 49                   | 16             | 28      | 4            | 45    | -            | 4     | -       | 4            | 20        | 10      | 8     | 11    | 4  |
| 1 481                | 699            | 518     | 265          | 1 267 | 138          | 214   | 85      | 127          | 205       | 309     | 549   | 417   | 5  |
| 293                  | 137            | 118     | 37           | 262   | 17           | 30    | 8       | 20           | 38        | 53      | 93    | 108   | 6  |
| 363                  | 99             | 177     | 87           | 267   | 44           | 96    | 53      | 43           | 43        | 59      | 137   | 123   | 7  |
| 190                  | 92             | 73      | 25           | 168   | 17           | 22    | 13      | 9            | 25        | 53      | 53    | 59    | 8  |
| 1 120                | 467            | 432     | 221          | 939   | 123          | 181   | 78      | 98           | 137       | 253     | 419   | 310   | 9  |
| 1 598                | 692            | 583     | 323          | 1 322 | 179          | 276   | 132     | 144          | 223       | 386     | 559   | 430   | 10 |
| 1 232                | 532            | 491     | 209          | 1 076 | 140          | 156   | 84      | 69           | 184       | 237     | 425   | 386   | 11 |
| 3 952                | 1 518          | 1 585   | 850          | 3 160 | 443          | 792   | 376     | 407          | 374       | 759     | 1 661 | 1 158 | 12 |
| 2 670                | 1 009          | 1 070   | 591          | 2 102 | 299          | 567   | 267     | 291          | 236       | 503     | 1 176 | 755   | 13 |
| 1 128                | 455            | 442     | 231          | 935   | 132          | 193   | 94      | 99           | 126       | 231     | 409   | 363   | 14 |
| 154                  | 54             | 72      | 28           | 122   | 11           | 32    | 15      | 17           | 12        | 26      | 76    | 40    | 15 |
| 418                  | 34             | 164     | 220          | 130   | 40           | 288   | 108     | 180          | 24        | 60      | 243   | 90    | 16 |
| 271                  | 17             | 107     | 147          | 71    | 26           | 200   | 78      | 121          | 12        | 37      | 156   | 66    | 17 |
| 133                  | 17             | 51      | 64           | 56    | 14           | 77    | 27      | 50           | 13        | 20      | 76    | 24    | 18 |
| 15                   | -              | 6       | 9            | 3     | -            | 11    | 3       | 8            | -         | 3       | 12    | -     | 19 |
| 7 667                | 3 823          | 2 859   | 985          | 7 025 | 725          | 643   | 374     | 261          | 1 281     | 1 766   | 2 563 | 2 058 | 20 |
| 5 508                | 2 819          | 2 039   | 649          | 5 014 | 457          | 494   | 294     | 192          | 910       | 1 219   | 1 963 | 1 416 | 21 |
| 1 849                | 834            | 708     | 306          | 1 722 | 245          | 127   | 65      | 61           | 298       | 474     | 514   | 562   | 22 |
| 311                  | 169            | 112     | 30           | 289   | 23           | 22    | 15      | 7            | 73        | 73      | 86    | 79    | 23 |
| 5 570                | 2 500          | 2 105   | 964          | 4 763 | 564          | 806   | 397     | 400          | 866       | 1 129   | 2 018 | 1 557 | 24 |
| 2 441                | 1 108          | 911     | 422          | 2 131 | 267          | 310   | 156     | 154          | 313       | 559     | 830   | 739   | 25 |
| 3 568                | 1 542          | 1 421   | 604          | 3 012 | 343          | 556   | 287     | 261          | 419       | 820     | 1 427 | 902   | 26 |
| 459                  | 225            | 170     | 65           | 409   | 33           | 51    | 19      | 32           | 82        | 77      | 192   | 108   | 27 |
| 4 277                | 1 789          | 1 695   | 793          | 3 565 | 448          | 712   | 357     | 346          | 557       | 856     | 1 603 | 1 261 | 28 |
| 1 945                | 1 001          | 637     | 307          | 1 764 | 213          | 181   | 88      | 93           | 286       | 411     | 659   | 589   | 29 |
| 4 816                | 2 117          | 1 892   | 807          | 4 137 | 465          | 678   | 329     | 342          | 652       | 1 104   | 1 834 | 1 226 | 30 |
| 527                  | 240            | 208     | 80           | 438   | 50           | 89    | 60      | 29           | 100       | 136     | 166   | 125   | 31 |
| 472                  | 229            | 175     | 69           | 410   | 32           | 62    | 25      | 37           | 85        | 78      | 205   | 104   | 32 |

**Table 4-12. Income Characteristics—Renter Occupied Units**

[Numbers in thousands. Consistent with the 1990 Census. ... means not applicable or sample too small. – means zero or rounds to zero]

| Characteristics   | Total occupied units | Housing unit characteristics |               |                   |               |               | Household characteristics |                             |                    |                     |  |
|---|----------------------|------------------------------|---------------|-------------------|---------------|---------------|---------------------------|-----------------------------|--------------------|---------------------|--|
|   |                      | New construction 4 years     | Mobile homes  | Physical problems |               | Black         | Hispanic                  | Elderly (65 years and over) | Moved in past year | Below poverty level |  |
|   |                      |                              |               | Severe            | Moderate      |               |                           |                             |                    |                     |  |
| <b>1 Total</b>  | <b>34 007</b>        | <b>1 056</b>                 | <b>1 136</b>  | <b>1 184</b>      | <b>2 769</b>  | <b>6 923</b>  | <b>4 955</b>              | <b>4 227</b>                | <b>11 811</b>      | <b>7 988</b>        |  |
| <b>Household Income</b>   |                      |                              |               |                   |               |               |                           |                             |                    |                     |  |
| 2 Less than \$5,000   | 3 015                | 69                           | 82            | 154               | 306           | 969           | 412                       | 493                         | 1 066              | 3 015               |  |
| 3 \$5,000 to \$9,999  | 3 640                | 83                           | 174           | 199               | 402           | 1 038         | 481                       | 1 139                       | 1 104              | 3 113               |  |
| 4 \$10,000 to \$14,999  | 3 813                | 73                           | 194           | 167               | 349           | 894           | 670                       | 937                         | 1 259              | 1 298               |  |
| 5 \$15,000 to \$19,999  | 3 337                | 91                           | 164           | 136               | 300           | 717           | 616                       | 494                         | 1 199              | 410                 |  |
| 6 \$20,000 to \$24,999  | 3 352                | 116                          | 124           | 88                | 257           | 702           | 529                       | 342                         | 1 339              | 131                 |  |
| 7 \$25,000 to \$29,999  | 2 880                | 108                          | 93            | 75                | 279           | 558           | 450                       | 233                         | 1 049              | 13                  |  |
| 8 \$30,000 to \$34,999  | 2 914                | 92                           | 59            | 93                | 204           | 550           | 410                       | 153                         | 989                | 8                   |  |
| 9 \$35,000 to \$39,999  | 2 198                | 64                           | 96            | 70                | 129           | 341           | 306                       | 98                          | 787                | –                   |  |
| 10 \$40,000 to \$49,999   | 2 970                | 92                           | 51            | 57                | 227           | 426           | 391                       | 116                         | 1 042              | –                   |  |
| 11 \$50,000 to \$59,999   | 1 907                | 47                           | 46            | 58                | 81            | 251           | 256                       | 51                          | 638                | –                   |  |
| 12 \$60,000 to \$79,999   | 2 192                | 112                          | 39            | 46                | 138           | 316           | 245                       | 74                          | 726                | –                   |  |
| 13 \$80,000 to \$99,999   | 774                  | 50                           | 4             | 28                | 37            | 84            | 105                       | 35                          | 261                | –                   |  |
| 14 \$100,000 to \$119,999   | 417                  | 18                           | 2             | 4                 | 21            | 39            | 36                        | 11                          | 164                | –                   |  |
| 15 \$120,000 or more  | 600                  | 42                           | 6             | 10                | 38            | 39            | 48                        | 50                          | 188                | –                   |  |
| <b>16 Median</b>  | <b>24 772</b>        | <b>29 461</b>                | <b>18 584</b> | <b>17 660</b>     | <b>20 550</b> | <b>18 910</b> | <b>22 818</b>             | <b>12 566</b>               | <b>24 771</b>      | <b>6 572</b>        |  |
| As percent of poverty level:  |                      |                              |               |                   |               |               |                           |                             |                    |                     |  |
| 17 Less than 50 percent   | 3 537                | 88                           | 113           | 171               | 375           | 1 213         | 541                       | 460                         | 1 306              | 3 537               |  |
| 18 50 to 99   | 4 451                | 92                           | 222           | 248               | 508           | 1 178         | 979                       | 845                         | 1 448              | 4 451               |  |
| 19 100 to 149   | 4 411                | 106                          | 235           | 204               | 387           | 969           | 878                       | 923                         | 1 519              | ...                 |  |
| 20 150 to 199   | 4 025                | 127                          | 164           | 129               | 341           | 792           | 685                       | 675                         | 1 376              | ...                 |  |
| 21 200 percent or more  | 17 582               | 643                          | 402           | 432               | 1 159         | 2 771         | 1 871                     | 1 324                       | 6 162              | ...                 |  |
| <b>Income of Families and Primary Individuals</b>                     |                      |                              |               |                   |               |               |                           |                             |                    |                     |  |
| 22 Less than \$5,000  | 3 418                | 83                           | 93            | 171               | 335           | 1 047         | 472                       | 498                         | 1 274              | 3 164               |  |
| 23 \$5,000 to \$9,999   | 3 886                | 97                           | 192           | 222               | 439           | 1 075         | 535                       | 1 152                       | 1 225              | 3 083               |  |
| 24 \$10,000 to \$14,999   | 4 120                | 91                           | 222           | 160               | 392           | 923           | 741                       | 943                         | 1 445              | 1 224               |  |
| 25 \$15,000 to \$19,999   | 3 438                | 95                           | 160           | 124               | 312           | 705           | 656                       | 487                         | 1 254              | 380                 |  |
| 26 \$20,000 to \$24,999   | 3 465                | 117                          | 124           | 100               | 267           | 748           | 554                       | 336                         | 1 404              | 124                 |  |
| 27 \$25,000 to \$29,999   | 2 926                | 104                          | 80            | 82                | 246           | 569           | 429                       | 233                         | 1 082              | 11                  |  |
| 28 \$30,000 to \$34,999   | 2 923                | 83                           | 62            | 90                | 221           | 540           | 396                       | 159                         | 980                | 2                   |  |
| 29 \$35,000 to \$39,999   | 2 096                | 59                           | 83            | 53                | 121           | 324           | 299                       | 96                          | 729                | –                   |  |
| 30 \$40,000 to \$49,999   | 2 570                | 90                           | 48            | 50                | 173           | 371           | 307                       | 109                         | 805                | –                   |  |
| 31 \$50,000 to \$59,999   | 1 703                | 51                           | 27            | 52                | 57            | 203           | 223                       | 52                          | 543                | –                   |  |
| 32 \$60,000 to \$79,999   | 1 890                | 89                           | 33            | 39                | 117           | 275           | 189                       | 74                          | 584                | –                   |  |
| 33 \$80,000 to \$99,999   | 696                  | 47                           | 4             | 26                | 34            | 80            | 87                        | 29                          | 220                | –                   |  |
| 34 \$100,000 to \$119,999   | 340                  | 17                           | –             | 4                 | 20            | 26            | 26                        | 11                          | 113                | –                   |  |
| 35 \$120,000 or more  | 536                  | 33                           | 6             | 10                | 35            | 36            | 41                        | 50                          | 154                | –                   |  |
| <b>36 Median</b>  | <b>23 090</b>        | <b>27 189</b>                | <b>16 911</b> | <b>16 578</b>     | <b>18 490</b> | <b>17 954</b> | <b>20 669</b>             | <b>12 457</b>               | <b>22 523</b>      | <b>6 346</b>        |  |
| <b>Income Sources of Families and Primary Individuals<sup>1</sup></b> |                      |                              |               |                   |               |               |                           |                             |                    |                     |  |
| 37 Wages and salaries   | 27 264               | 890                          | 915           | 879               | 2 172         | 5 344         | 4 221                     | 1 048                       | 10 260             | 4 055               |  |
| 38 Wages and salaries were majority of income                         | 25 450               | 836                          | 841           | 810               | 2 015         | 4 963         | 3 997                     | 581                         | 9 763              | 3 502               |  |
| 39 2 or more people each earned over 20% of wages and salaries        | 5 852                | 185                          | 232           | 174               | 392           | 914           | 1 394                     | 101                         | 1 912              | 389                 |  |
| 40 Business, farm, or ranch   | 1 484                | 47                           | 51            | 33                | 121           | 143           | 131                       | 89                          | 430                | 111                 |  |
| 41 Social Security or pensions  | 5 734                | 141                          | 177           | 216               | 429           | 1 055         | 521                       | 3 817                       | 945                | 1 774               |  |
| 42 Interest   | 5 663                | 202                          | 87            | 128               | 313           | 486           | 382                       | 1 387                       | 1 690              | 519                 |  |
| 43 Stock dividend(s)  | 2 433                | 133                          | 46            | 55                | 131           | 175           | 127                       | 544                         | 749                | 179                 |  |
| 44 Rental income with lodger(s)                                       | 481                  | 21                           | 9             | 18                | 20            | 46            | 55                        | 85                          | 149                | 41                  |  |
| 45 Welfare or SSI   | 3 387                | 50                           | 141           | 217               | 370           | 1 184         | 606                       | 529                         | 987                | 2 118               |  |
| 46 Alimony or child support   | 1 867                | 56                           | 88            | 65                | 165           | 431           | 270                       | 36                          | 719                | 578                 |  |
| 47 Other  | 2 586                | 81                           | 109           | 101               | 226           | 506           | 305                       | 280                         | 816                | 645                 |  |
| <b>Amount of Savings and Investments</b>                              |                      |                              |               |                   |               |               |                           |                             |                    |                     |  |
| 48 Income of \$25,000 or less   | 19 059               | 513                          | 808           | 791               | 1 808         | 4 631         | 3 051                     | 3 485                       | 6 899              | 7 979               |  |
| 49 No savings or investments  | 13 515               | 290                          | 688           | 623               | 1 399         | 3 745         | 2 491                     | 2 019                       | 4 955              | 6 155               |  |
| 50 \$25,000 or less   | 3 241                | 126                          | 69            | 95                | 246           | 500           | 362                       | 768                         | 1 275              | 919                 |  |
| 51 More than \$25,000   | 587                  | 31                           | 10            | 9                 | 53            | 13            | 15                        | 342                         | 148                | 142                 |  |
| 52 Not reported   | 1 716                | 67                           | 40            | 65                | 110           | 372           | 183                       | 356                         | 521                | 763                 |  |
| <b>Food Stamps</b>  |                      |                              |               |                   |               |               |                           |                             |                    |                     |  |
| 53 Income of \$25,000 or less   | 19 059               | 513                          | 808           | 791               | 1 808         | 4 631         | 3 051                     | 3 485                       | 6 899              | 7 979               |  |
| 54 Family members received food stamps                                | 3 782                | 60                           | 185           | 222               | 420           | 1 446         | 652                       | 472                         | 1 279              | 2 778               |  |
| 55 Did not receive food stamps  | 14 102               | 406                          | 606           | 518               | 1 311         | 2 844         | 2 256                     | 2 848                       | 5 250              | 4 623               |  |
| 56 Not reported   | 1 174                | 47                           | 17            | 52                | 77            | 340           | 144                       | 166                         | 371                | 578                 |  |
| <b>Rent Reductions</b>  |                      |                              |               |                   |               |               |                           |                             |                    |                     |  |
| 57 No subsidy   | 26 942               | 758                          | 1 073         | 912               | 2 235         | 4 761         | 3 876                     | 2 917                       | 9 449              | 5 002               |  |
| 58 Rent control   | 884                  | 5                            | –             | 53                | 96            | 155           | 164                       | 183                         | 134                | 147                 |  |
| 59 No rent control  | 26 023               | 752                          | 1 073         | 859               | 2 137         | 4 603         | 3 702                     | 2 728                       | 9 305              | 4 844               |  |
| 60 Reduced by owner   | 1 851                | 49                           | 215           | 45                | 164           | 176           | 271                       | 307                         | 377                | 407                 |  |
| 61 Not reduced by owner   | 24 054               | 700                          | 852           | 813               | 1 962         | 4 413         | 3 424                     | 2 407                       | 8 906              | 4 396               |  |
| 62 Owner reduction not reported                                       | 117                  | 3                            | 6             | 1                 | 11            | 14            | 7                         | 14                          | 22                 | 41                  |  |
| 63 Rent control not reported  | 36                   | –                            | –             | –                 | 2             | 3             | 11                        | 6                           | 10                 | 12                  |  |
| 64 Owned by public housing authority                                  | 1 865                | 20                           | 6             | 85                | 134           | 762           | 276                       | 543                         | 404                | 1 130               |  |
| 65 Government subsidy   | 2 062                | 68                           | 21            | 100               | 151           | 651           | 353                       | 457                         | 551                | 1 103               |  |
| 66 Other, income verification   | 2 277                | 177                          | 20            | 64                | 173           | 523           | 337                       | 216                         | 1 107              | 474                 |  |
| 67 Subsidy not reported   | 862                  | 33                           | 16            | 23                | 77            | 227           | 112                       | 94                          | 300                | 279                 |  |

<sup>1</sup>Figures may not add to total because more than one category may apply to a unit.

| Total occupied units | In MSAs        |               | Outside MSAs  | Urban         |               | Rural         |               |               | Regions       |               |               |               |           |
|----------------------|----------------|---------------|---------------|---------------|---------------|---------------|---------------|---------------|---------------|---------------|---------------|---------------|-----------|
|                      | Central cities | Suburbs       |               | Total         | Outside MSAs  | Total         | Suburbs       | Outside MSAs  | Northeast     | Midwest       | South         | West          |           |
| <b>34 007</b>        | <b>15 619</b>  | <b>12 766</b> | <b>5 622</b>  | <b>29 120</b> | <b>2 940</b>  | <b>4 887</b>  | <b>2 164</b>  | <b>2 683</b>  | <b>7 314</b>  | <b>6 791</b>  | <b>11 209</b> | <b>8 692</b>  | <b>1</b>  |
| 3 015                | 1 549          | 895           | 571           | 2 701         | 364           | 315           | 108           | 206           | 702           | 595           | 1 121         | 598           | 2         |
| 3 640                | 1 774          | 1 020         | 845           | 3 120         | 502           | 520           | 174           | 343           | 741           | 822           | 1 296         | 780           | 3         |
| 3 813                | 1 843          | 1 196         | 774           | 3 248         | 446           | 565           | 237           | 328           | 797           | 809           | 1 279         | 928           | 4         |
| 3 337                | 1 584          | 1 103         | 649           | 2 806         | 345           | 531           | 221           | 305           | 712           | 691           | 1 082         | 852           | 5         |
| 3 352                | 1 518          | 1 196         | 638           | 2 835         | 301           | 517           | 174           | 337           | 614           | 711           | 1 086         | 941           | 6         |
| 2 880                | 1 266          | 1 145         | 469           | 2 472         | 238           | 408           | 177           | 231           | 580           | 605           | 995           | 700           | 7         |
| 2 914                | 1 337          | 1 155         | 421           | 2 488         | 203           | 426           | 207           | 218           | 646           | 542           | 988           | 738           | 8         |
| 2 198                | 961            | 886           | 352           | 1 858         | 179           | 340           | 162           | 173           | 455           | 461           | 668           | 614           | 9         |
| 2 970                | 1 268          | 1 373         | 329           | 2 531         | 137           | 439           | 241           | 191           | 632           | 596           | 919           | 823           | 10        |
| 1 907                | 828            | 866           | 212           | 1 629         | 100           | 277           | 163           | 112           | 417           | 363           | 580           | 546           | 11        |
| 2 192                | 925            | 1 027         | 240           | 1 873         | 92            | 319           | 158           | 148           | 560           | 355           | 688           | 589           | 12        |
| 774                  | 341            | 380           | 53            | 657           | 13            | 117           | 78            | 40            | 195           | 104           | 252           | 223           | 13        |
| 417                  | 180            | 216           | 21            | 384           | 7             | 34            | 20            | 14            | 97            | 62            | 102           | 157           | 14        |
| 600                  | 244            | 305           | 50            | 520           | 14            | 80            | 43            | 37            | 167           | 75            | 153           | 204           | 15        |
| <b>24 772</b>        | <b>23 487</b>  | <b>29 243</b> | <b>19 786</b> | <b>24 738</b> | <b>17 293</b> | <b>24 958</b> | <b>29 703</b> | <b>22 357</b> | <b>25 797</b> | <b>23 365</b> | <b>23 806</b> | <b>26 762</b> | <b>16</b> |
| 3 537                | 1 790          | 1 060         | 687           | 3 143         | 437           | 393           | 144           | 250           | 801           | 698           | 1 302         | 736           | 17        |
| 4 451                | 2 262          | 1 281         | 908           | 3 831         | 525           | 620           | 233           | 384           | 833           | 887           | 1 569         | 1 162         | 18        |
| 4 411                | 2 086          | 1 393         | 933           | 3 724         | 489           | 688           | 244           | 444           | 934           | 846           | 1 479         | 1 152         | 19        |
| 4 025                | 1 802          | 1 470         | 754           | 3 333         | 363           | 693           | 298           | 391           | 810           | 844           | 1 292         | 1 079         | 20        |
| 17 582               | 7 680          | 7 561         | 2 341         | 15 089        | 1 127         | 2 493         | 1 245         | 1 214         | 3 936         | 3 517         | 5 567         | 4 563         | 21        |
| 3 418                | 1 739          | 1 019         | 660           | 3 051         | 419           | 368           | 126           | 242           | 762           | 710           | 1 248         | 699           | 22        |
| 3 886                | 1 927          | 1 066         | 892           | 3 350         | 539           | 536           | 177           | 353           | 778           | 875           | 1 367         | 866           | 23        |
| 4 120                | 1 986          | 1 294         | 841           | 3 500         | 471           | 620           | 250           | 370           | 832           | 859           | 1 386         | 1 043         | 24        |
| 3 438                | 1 618          | 1 165         | 655           | 2 883         | 350           | 555           | 245           | 305           | 723           | 695           | 1 131         | 889           | 25        |
| 3 465                | 1 603          | 1 246         | 615           | 2 951         | 279           | 514           | 172           | 336           | 641           | 737           | 1 117         | 969           | 26        |
| 2 926                | 1 272          | 1 198         | 456           | 2 515         | 229           | 411           | 182           | 226           | 596           | 620           | 1 008         | 702           | 27        |
| 2 923                | 1 322          | 1 211         | 390           | 2 501         | 178           | 423           | 211           | 212           | 629           | 538           | 994           | 762           | 28        |
| 2 096                | 918            | 859           | 319           | 1 773         | 160           | 322           | 159           | 159           | 464           | 394           | 651           | 587           | 29        |
| 2 570                | 1 078          | 1 198         | 294           | 2 175         | 118           | 395           | 215           | 176           | 581           | 509           | 799           | 680           | 30        |
| 1 703                | 702            | 820           | 181           | 1 461         | 85            | 241           | 146           | 95            | 352           | 329           | 514           | 508           | 31        |
| 1 890                | 783            | 909           | 199           | 1 605         | 81            | 285           | 154           | 117           | 507           | 302           | 556           | 525           | 32        |
| 696                  | 309            | 335           | 52            | 586           | 10            | 111           | 69            | 42            | 191           | 90            | 213           | 203           | 33        |
| 340                  | 152            | 163           | 25            | 307           | 7             | 33            | 15            | 17            | 93            | 58            | 90            | 99            | 34        |
| 536                  | 211            | 281           | 45            | 462           | 14            | 74            | 43            | 31            | 165           | 75            | 135           | 161           | 35        |
| <b>23 090</b>        | <b>21 686</b>  | <b>27 470</b> | <b>18 190</b> | <b>23 010</b> | <b>15 589</b> | <b>23 549</b> | <b>28 063</b> | <b>21 062</b> | <b>24 382</b> | <b>21 740</b> | <b>22 116</b> | <b>24 385</b> | <b>36</b> |
| 27 264               | 12 423         | 10 541        | 4 300         | 23 270        | 2 201         | 3 994         | 1 857         | 2 099         | 5 449         | 5 343         | 9 193         | 7 278         | 37        |
| 25 450               | 11 546         | 9 900         | 4 004         | 21 716        | 2 040         | 3 734         | 1 737         | 1 964         | 5 028         | 4 968         | 8 673         | 6 781         | 38        |
| 5 852                | 2 372          | 2 493         | 987           | 4 748         | 410           | 1 103         | 514           | 577           | 1 119         | 957           | 2 023         | 1 753         | 39        |
| 1 484                | 617            | 578           | 289           | 1 174         | 100           | 310           | 117           | 188           | 235           | 314           | 414           | 520           | 40        |
| 5 734                | 2 485          | 2 112         | 1 137         | 4 876         | 601           | 858           | 319           | 536           | 1 597         | 1 284         | 1 681         | 1 172         | 41        |
| 5 663                | 2 370          | 2 488         | 805           | 4 936         | 422           | 727           | 341           | 384           | 1 586         | 1 337         | 1 451         | 1 289         | 42        |
| 2 433                | 1 075          | 1 094         | 264           | 2 140         | 118           | 293           | 145           | 146           | 626           | 511           | 728           | 568           | 43        |
| 481                  | 208            | 201           | 71            | 415           | 34            | 66            | 29            | 37            | 72            | 86            | 151           | 171           | 44        |
| 3 387                | 1 835          | 959           | 592           | 2 956         | 351           | 431           | 190           | 242           | 803           | 702           | 929           | 953           | 45        |
| 1 867                | 697            | 774           | 396           | 1 488         | 179           | 380           | 157           | 217           | 379           | 427           | 609           | 453           | 46        |
| 2 586                | 1 125          | 988           | 473           | 2 135         | 246           | 450           | 219           | 227           | 544           | 453           | 804           | 785           | 47        |
| 19 059               | 9 200          | 6 073         | 3 785         | 16 367        | 2 130         | 2 692         | 1 019         | 1 655         | 3 902         | 4 042         | 6 497         | 4 617         | 48        |
| 13 515               | 6 708          | 4 039         | 2 768         | 11 552        | 1 542         | 1 964         | 722           | 1 226         | 2 606         | 2 619         | 5 005         | 3 284         | 49        |
| 3 241                | 1 495          | 1 064         | 682           | 2 796         | 387           | 445           | 147           | 296           | 658           | 967           | 775           | 841           | 50        |
| 587                  | 194            | 268           | 124           | 484           | 65            | 102           | 43            | 59            | 186           | 157           | 123           | 121           | 51        |
| 1 716                | 803            | 702           | 210           | 1 535         | 137           | 181           | 107           | 74            | 452           | 299           | 594           | 371           | 52        |
| 19 059               | 9 200          | 6 073         | 3 785         | 16 367        | 2 130         | 2 692         | 1 019         | 1 655         | 3 902         | 4 042         | 6 497         | 4 617         | 53        |
| 3 782                | 1 983          | 940           | 859           | 3 274         | 525           | 508           | 172           | 333           | 894           | 784           | 1 316         | 788           | 54        |
| 14 102               | 6 626          | 4 692         | 2 784         | 12 021        | 1 511         | 2 081         | 792           | 1 273         | 2 736         | 3 050         | 4 758         | 3 558         | 55        |
| 1 174                | 591            | 441           | 142           | 1 072         | 94            | 103           | 54            | 48            | 273           | 208           | 422           | 272           | 56        |
| 26 942               | 12 037         | 10 443        | 4 462         | 22 739        | 2 167         | 4 203         | 1 871         | 2 295         | 5 511         | 5 396         | 8 988         | 7 047         | 57        |
| 884                  | 754            | 128           | 2             | 879           | -             | 5             | 3             | 2             | 508           | 2             | 65            | 309           | 58        |
| 26 023               | 11 265         | 10 297        | 4 460         | 21 835        | 2 167         | 4 188         | 1 858         | 2 293         | 4 992         | 5 392         | 8 910         | 6 729         | 59        |
| 1 851                | 478            | 717           | 656           | 1 108         | 163           | 744           | 251           | 493           | 399           | 342           | 652           | 459           | 60        |
| 24 054               | 10 735         | 9 527         | 3 792         | 20 629        | 2 000         | 3 425         | 1 595         | 1 793         | 4 564         | 5 030         | 8 223         | 6 238         | 61        |
| 117                  | 53             | 53            | 11            | 98            | 4             | 19            | 12            | 7             | 29            | 20            | 36            | 32            | 62        |
| 36                   | 18             | 18            | -             | 25            | -             | 10            | 10            | -             | 12            | 2             | 13            | 9             | 63        |
| 1 865                | 1 008          | 428           | 429           | 1 678         | 288           | 187           | 45            | 141           | 565           | 453           | 568           | 278           | 64        |
| 2 062                | 1 044          | 646           | 372           | 1 883         | 272           | 179           | 79            | 100           | 590           | 372           | 592           | 506           | 65        |
| 2 277                | 1 085          | 926           | 266           | 2 060         | 156           | 217           | 105           | 110           | 468           | 438           | 713           | 657           | 66        |
| 862                  | 445            | 323           | 93            | 761           | 57            | 101           | 64            | 37            | 179           | 131           | 347           | 204           | 67        |

**Table 4-13. Selected Housing Costs—Renter Occupied Units**

[Numbers in thousands. Consistent with the 1990 Census. ... means not applicable or sample too small. – means zero or rounds to zero]

|   | Characteristics                                       | Total occupied units | Housing unit characteristics |              |                   |              | Household characteristics |              |                             |                    |                     |
|---|---|----------------------|------------------------------|--------------|-------------------|--------------|---------------------------|--------------|-----------------------------|--------------------|---------------------|
|   |   |                      | New construction 4 years     | Mobile homes | Physical problems |              | Black                     | Hispanic     | Elderly (65 years and over) | Moved in past year | Below poverty level |
|   |   |                      |                              |              | Severe            | Moderate     |                           |              |                             |                    |                     |
| <b>1</b>  | <b>Total .....</b>                                    | <b>34 007</b>        | <b>1 056</b>                 | <b>1 136</b> | <b>1 184</b>      | <b>2 769</b> | <b>6 923</b>              | <b>4 955</b> | <b>4 227</b>                | <b>11 811</b>      | <b>7 988</b>        |
| <b>Monthly Housing Costs</b>  |   |                      |                              |              |                   |              |                           |              |                             |                    |                     |
| 2   | Less than \$100 .....                                 | 401                  | 2                            | 4            | 8                 | 35           | 160                       | 43           | 87                          | 126                | 270                 |
| 3   | \$100 to \$199 .....                                  | 1 509                | 21                           | 40           | 104               | 101          | 493                       | 195          | 472                         | 353                | 963                 |
| 4   | \$200 to \$249 .....                                  | 786                  | 5                            | 53           | 33                | 117          | 217                       | 93           | 203                         | 193                | 350                 |
| 5   | \$250 to \$299 .....                                  | 1 034                | 18                           | 75           | 77                | 164          | 291                       | 150          | 218                         | 312                | 422                 |
| 6   | \$300 to \$349 .....                                  | 1 444                | 23                           | 106          | 71                | 184          | 341                       | 198          | 234                         | 517                | 486                 |
| 7   | \$350 to \$399 .....                                  | 1 896                | 31                           | 137          | 65                | 225          | 410                       | 250          | 260                         | 628                | 489                 |
| 8   | \$400 to \$449 .....                                  | 2 159                | 22                           | 95           | 67                | 214          | 542                       | 326          | 261                         | 745                | 544                 |
| 9   | \$450 to \$499 .....                                  | 2 495                | 35                           | 115          | 91                | 193          | 580                       | 383          | 265                         | 857                | 653                 |
| 10  | \$500 to \$599 .....                                  | 5 289                | 127                          | 135          | 175               | 453          | 1 064                     | 892          | 528                         | 2 004              | 1 025               |
| 11  | \$600 to \$699 .....                                  | 4 554                | 159                          | 100          | 143               | 275          | 893                       | 776          | 375                         | 1 704              | 768                 |
| 12  | \$700 to \$799 .....                                  | 3 414                | 137                          | 26           | 94                | 217          | 594                       | 573          | 312                         | 1 220              | 487                 |
| 13  | \$800 to \$999 .....                                  | 3 681                | 214                          | 20           | 129               | 223          | 585                       | 540          | 279                         | 1 405              | 416                 |
| 14  | \$1,000 to \$1,249 .....                              | 1 779                | 118                          | 6            | 44                | 94           | 233                       | 203          | 130                         | 687                | 209                 |
| 15  | \$1,250 to \$1,499 .....                              | 652                  | 42                           | –            | 9                 | 24           | 37                        | 79           | 70                          | 266                | 80                  |
| 16  | \$1,500 or more .....                                 | 813                  | 51                           | 14           | 8                 | 39           | 80                        | 51           | 109                         | 308                | 124                 |
| 17  | No cash rent .....                                    | 2 100                | 50                           | 210          | 66                | 211          | 402                       | 203          | 423                         | 487                | 702                 |
| <b>18</b>   | <b>Median (excludes no cash rent) .....</b>           | <b>580</b>           | <b>743</b>                   | <b>425</b>   | <b>525</b>        | <b>510</b>   | <b>521</b>                | <b>583</b>   | <b>481</b>                  | <b>596</b>         | <b>459</b>          |
| <b>Monthly Housing Costs as Percent of Current Income<sup>1</sup></b> |   |                      |                              |              |                   |              |                           |              |                             |                    |                     |
| 19  | Less than 5 percent .....                             | 293                  | 12                           | 7            | 8                 | 27           | 68                        | 27           | 44                          | 96                 | 7                   |
| 20  | 5 to 9 percent .....                                  | 1 203                | 31                           | 54           | 34                | 98           | 212                       | 120          | 85                          | 327                | 59                  |
| 21  | 10 to 14 percent .....                                | 3 122                | 91                           | 114          | 89                | 229          | 518                       | 395          | 173                         | 940                | 144                 |
| 22  | 15 to 19 percent .....                                | 4 226                | 114                          | 110          | 108               | 299          | 708                       | 575          | 271                         | 1 328              | 179                 |
| 23  | 20 to 24 percent .....                                | 4 235                | 140                          | 96           | 163               | 291          | 811                       | 548          | 268                         | 1 521              | 214                 |
| 24  | 25 to 29 percent .....                                | 3 562                | 121                          | 69           | 118               | 263          | 718                       | 530          | 455                         | 1 279              | 432                 |
| 25  | 30 to 34 percent .....                                | 2 832                | 88                           | 89           | 80                | 269          | 589                       | 426          | 408                         | 1 057              | 438                 |
| 26  | 35 to 39 percent .....                                | 2 067                | 83                           | 34           | 90                | 192          | 435                       | 367          | 281                         | 789                | 383                 |
| 27  | 40 to 49 percent .....                                | 2 577                | 58                           | 99           | 85                | 214          | 541                       | 498          | 414                         | 984                | 569                 |
| 28  | 50 to 59 percent .....                                | 1 608                | 70                           | 61           | 59                | 100          | 392                       | 276          | 275                         | 628                | 549                 |
| 29  | 60 to 69 percent .....                                | 1 035                | 38                           | 45           | 41                | 79           | 233                       | 176          | 178                         | 414                | 421                 |
| 30  | 70 to 99 percent .....                                | 1 552                | 38                           | 52           | 81                | 153          | 362                       | 265          | 354                         | 576                | 906                 |
| 31  | 100 percent or more <sup>2</sup> .....                | 2 515                | 84                           | 62           | 110               | 244          | 669                       | 365          | 499                         | 958                | 1 985               |
| 32  | Zero or negative income .....                         | 1 079                | 35                           | 33           | 53                | 101          | 264                       | 184          | 100                         | 428                | 999                 |
| 33  | No cash rent .....                                    | 2 100                | 50                           | 210          | 66                | 211          | 402                       | 203          | 423                         | 487                | 702                 |
| <b>34</b>   | <b>Median (excludes 2 previous lines) .....</b>       | <b>28</b>            | <b>29</b>                    | <b>30</b>    | <b>31</b>         | <b>30</b>    | <b>31</b>                 | <b>31</b>    | <b>38</b>                   | <b>30</b>          | <b>64</b>           |
| <b>35</b>   | <b>Median (excludes 3 lines before medians) .....</b> | <b>27</b>            | <b>27</b>                    | <b>27</b>    | <b>28</b>         | <b>28</b>    | <b>28</b>                 | <b>29</b>    | <b>34</b>                   | <b>28</b>          | <b>45</b>           |
| <b>Rent Paid by Lodgers</b>   |   |                      |                              |              |                   |              |                           |              |                             |                    |                     |
| 36  | Lodgers in housing units .....                        | 597                  | 14                           | 15           | 17                | 56           | 89                        | 114          | 6                           | 301                | 75                  |
| 37  | Less than \$100 per month .....                       | 21                   | –                            | –            | 2                 | 5            | 4                         | 2            | –                           | 9                  | 10                  |
| 38  | \$100 to \$199 .....                                  | 76                   | –                            | 5            | 2                 | 11           | 8                         | 9            | 2                           | 31                 | 16                  |
| 39  | \$200 to \$299 .....                                  | 171                  | 2                            | 3            | 4                 | 27           | 21                        | 35           | –                           | 100                | 12                  |
| 40  | \$300 to \$399 .....                                  | 139                  | 4                            | 7            | 4                 | 4            | 25                        | 34           | 1                           | 68                 | 10                  |
| 41  | \$400 or more per month .....                         | 146                  | 8                            | –            | 2                 | 8            | 19                        | 20           | 2                           | 73                 | 27                  |
| 42  | Not reported .....                                    | 44                   | –                            | –            | 2                 | –            | 12                        | 14           | 2                           | 20                 | 2                   |
| <b>43</b>   | <b>Median .....</b>                                   | <b>307</b>           | <b>...</b>                   | <b>...</b>   | <b>...</b>        | <b>242</b>   | <b>320</b>                | <b>313</b>   | <b>...</b>                  | <b>301</b>         | <b>298</b>          |
| <b>Monthly Cost Paid for Electricity</b>                              |   |                      |                              |              |                   |              |                           |              |                             |                    |                     |
| 44  | Electricity used .....                                | 33 966               | 1 052                        | 1 136        | 1 143             | 2 769        | 6 911                     | 4 944        | 4 224                       | 11 794             | 7 974               |
| 45  | Less than \$25 .....                                  | 5 391                | 147                          | 103          | 179               | 433          | 848                       | 900          | 867                         | 1 945              | 1 217               |
| 46  | \$25 to \$49 .....                                    | 10 598               | 343                          | 330          | 321               | 902          | 2 018                     | 1 577        | 1 329                       | 3 606              | 2 378               |
| 47  | \$50 to \$74 .....                                    | 6 681                | 274                          | 308          | 189               | 431          | 1 386                     | 856          | 544                         | 2 569              | 1 387               |
| 48  | \$75 to \$99 .....                                    | 2 621                | 116                          | 136          | 78                | 195          | 596                       | 375          | 176                         | 744                | 502                 |
| 49  | \$100 to \$149 .....                                  | 1 885                | 44                           | 113          | 41                | 174          | 476                       | 224          | 93                          | 606                | 406                 |
| 50  | \$150 to \$199 .....                                  | 456                  | 5                            | 35           | 10                | 19           | 142                       | 38           | 22                          | 120                | 93                  |
| 51  | \$200 or more .....                                   | 322                  | 4                            | 7            | 10                | 35           | 86                        | 37           | 34                          | 93                 | 96                  |
| <b>52</b>   | <b>Median .....</b>                                   | <b>45</b>            | <b>48</b>                    | <b>57</b>    | <b>43</b>         | <b>43</b>    | <b>49</b>                 | <b>42</b>    | <b>38</b>                   | <b>45</b>          | <b>44</b>           |
| 53  | Included in rent, other fee, or obtained free .....   | 6 011                | 118                          | 104          | 314               | 580          | 1 359                     | 937          | 1 159                       | 2 112              | 1 894               |
| <b>Monthly Cost Paid for Piped Gas</b>                                |   |                      |                              |              |                   |              |                           |              |                             |                    |                     |
| 54  | Piped gas used .....                                  | 21 272               | 434                          | 364          | 816               | 1 918        | 4 607                     | 3 580        | 2 483                       | 6 841              | 5 218               |
| 55  | Less than \$25 .....                                  | 6 309                | 162                          | 126          | 257               | 609          | 1 135                     | 1 374        | 661                         | 2 061              | 1 437               |
| 56  | \$25 to \$49 .....                                    | 4 565                | 132                          | 112          | 138               | 452          | 944                       | 664          | 448                         | 1 422              | 1 035               |
| 57  | \$50 to \$74 .....                                    | 1 671                | 27                           | 32           | 33                | 160          | 440                       | 165          | 176                         | 518                | 393                 |
| 58  | \$75 to \$99 .....                                    | 657                  | 3                            | 13           | 24                | 49           | 163                       | 63           | 57                          | 194                | 164                 |
| 59  | \$100 to \$149 .....                                  | 398                  | 7                            | 5            | 28                | 37           | 126                       | 45           | 49                          | 93                 | 104                 |
| 60  | \$150 to \$199 .....                                  | 138                  | –                            | 3            | 11                | 10           | 63                        | 16           | 20                          | 45                 | 46                  |
| 61  | \$200 or more .....                                   | 151                  | 7                            | –            | 5                 | 12           | 33                        | 31           | 12                          | 59                 | 40                  |
| <b>62</b>   | <b>Median .....</b>                                   | <b>28</b>            | <b>26</b>                    | <b>29</b>    | <b>25</b>         | <b>28</b>    | <b>33</b>                 | <b>25</b>    | <b>28</b>                   | <b>27</b>          | <b>29</b>           |
| 63  | Included in rent, other fee, or obtained free .....   | 7 384                | 96                           | 72           | 320               | 589          | 1 703                     | 1 222        | 1 059                       | 2 449              | 1 998               |
| <b>Average Monthly Cost Paid for Fuel Oil</b>                         |   |                      |                              |              |                   |              |                           |              |                             |                    |                     |
| 64  | Fuel oil used .....                                   | 6 064                | 56                           | 132          | 364               | 551          | 1 218                     | 1 000        | 996                         | 1 544              | 1 428               |
| 65  | Less than \$25 .....                                  | 252                  | 5                            | 13           | 17                | 22           | 29                        | 28           | 35                          | 86                 | 39                  |
| 66  | \$25 to \$49 .....                                    | 400                  | 1                            | 42           | 16                | 37           | 52                        | 40           | 54                          | 79                 | 40                  |
| 67  | \$50 to \$74 .....                                    | 274                  | –                            | 8            | 7                 | 17           | 34                        | 7            | 32                          | 43                 | 48                  |
| 68  | \$75 to \$99 .....                                    | 100                  | –                            | –            | 6                 | 7            | 14                        | –            | 16                          | 13                 | 23                  |
| 69  | \$100 to \$149 .....                                  | 62                   | –                            | –            | 3                 | 3            | 1                         | 1            | 7                           | 22                 | 7                   |
| 70  | \$150 to \$199 .....                                  | 20                   | 1                            | –            | 5                 | –            | 3                         | 2            | –                           | 2                  | 7                   |
| 71  | \$200 or more .....                                   | 10                   | –                            | –            | –                 | 5            | 6                         | –            | –                           | –                  | 4                   |
| <b>72</b>   | <b>Median .....</b>                                   | <b>44</b>            | <b>25</b>                    | <b>36</b>    | <b>40</b>         | <b>41</b>    | <b>45</b>                 | <b>32</b>    | <b>42</b>                   | <b>37</b>          | <b>53</b>           |
| 73  | Included in rent, other fee, or obtained free .....   | 4 946                | 49                           | 69           | 311               | 459          | 1 078                     | 921          | 852                         | 1 299              | 1 261               |
| <b>Property Insurance</b>   |   |                      |                              |              |                   |              |                           |              |                             |                    |                     |
| 74  | Property insurance paid .....                         | 8 406                | 392                          | 267          | 198               | 449          | 1 059                     | 497          | 1 484                       | 2 390              | 1 083               |
| <b>75</b>   | <b>Median per month .....</b>                         | <b>18</b>            | <b>19</b>                    | <b>19</b>    | <b>19</b>         | <b>18</b>    | <b>19</b>                 | <b>19</b>    | <b>17</b>                   | <b>18</b>          | <b>17</b>           |





**Table 4-13. Selected Housing Costs—Renter Occupied Units—Con.**

[Numbers in thousands. **Consistent with the 1990 Census.** ... means not applicable or sample too small. – means zero or rounds to zero]

| Characteristics  | Total occupied units | Housing unit characteristics |              |                   |           | Household characteristics |            |                             |                    |                     |
|--|----------------------|------------------------------|--------------|-------------------|-----------|---------------------------|------------|-----------------------------|--------------------|---------------------|
|  |                      | New construction 4 years     | Mobile homes | Physical problems |           | Black                     | Hispanic   | Elderly (65 years and over) | Moved in past year | Below poverty level |
|  |                      |                              |              | Severe            | Moderate  |                           |            |                             |                    |                     |
| <b>Monthly Costs Paid for Selected Utilities and Fuels</b> |                      |                              |              |                   |           |                           |            |                             |                    |                     |
| 1 Water paid separately .....                              | 7 112                | 381                          | 399          | 159               | 695       | 1 365                     | 795        | 643                         | 2 477              | 1 399               |
| 2 <b>Median</b> .....                                      | <b>21</b>            | <b>15</b>                    | <b>21</b>    | <b>20</b>         | <b>24</b> | <b>19</b>                 | <b>24</b>  | <b>19</b>                   | <b>17</b>          | <b>20</b>           |
| 3 Trash paid separately .....                              | 4 695                | 141                          | 283          | 91                | 388       | 688                       | 442        | 468                         | 1 459              | 914                 |
| 4 <b>Median</b> .....                                      | <b>15</b>            | <b>13</b>                    | <b>15</b>    | <b>15</b>         | <b>14</b> | <b>13</b>                 | <b>15</b>  | <b>12</b>                   | <b>12</b>          | <b>14</b>           |
| 5 Bottled gas paid separately .....                        | 1 150                | 48                           | 316          | 45                | 152       | 166                       | 82         | 161                         | 297                | 246                 |
| 6 <b>Median</b> .....                                      | <b>43</b>            | ...                          | <b>39</b>    | ...               | <b>38</b> | <b>44</b>                 | <b>30</b>  | <b>44</b>                   | <b>41</b>          | <b>45</b>           |
| 7 Other fuel paid separately .....                         | 1 047                | 32                           | 116          | 40                | 116       | 173                       | 91         | 85                          | 328                | 199                 |
| 8 <b>Median</b> .....                                      | <b>10-</b>           | ...                          | <b>12</b>    | ...               | <b>15</b> | <b>10</b>                 | <b>10-</b> | <b>21</b>                   | <b>10-</b>         | <b>10-</b>          |

<sup>1</sup>Beginning with 1989 this item uses current income in its calculation, see Appendix A.  
<sup>2</sup>May reflect a temporary situation, living off savings, or response error.

| Total occupied units | In MSAs        |            | Outside MSAs | Urban      |              | Rural     |           |              | Regions   |            |            |            |          |
|----------------------|----------------|------------|--------------|------------|--------------|-----------|-----------|--------------|-----------|------------|------------|------------|----------|
|                      | Central cities | Suburbs    |              | Total      | Outside MSAs | Total     | Suburbs   | Outside MSAs | Northeast | Midwest    | South      | West       |          |
| 7 112                | 2 487          | 2 817      | 1 808        | 5 601      | 932          | 1 511     | 631       | 876          | 567       | 1 446      | 3 533      | 1 565      | 1        |
| <b>21</b>            | <b>19</b>      | <b>23</b>  | <b>22</b>    | <b>21</b>  | <b>22</b>    | <b>21</b> | <b>20</b> | <b>21</b>    | <b>22</b> | <b>20</b>  | <b>21</b>  | <b>23</b>  | <b>2</b> |
| 4 695                | 1 381          | 1 836      | 1 478        | 3 487      | 718          | 1 208     | 447       | 760          | 442       | 1 037      | 1 789      | 1 427      | 3        |
| <b>15</b>            | <b>14</b>      | <b>16</b>  | <b>13</b>    | <b>14</b>  | <b>12</b>    | <b>15</b> | <b>16</b> | <b>14</b>    | <b>14</b> | <b>13</b>  | <b>13</b>  | <b>17</b>  | <b>4</b> |
| 1 150                | 117            | 370        | 663          | 297        | 63           | 853       | 253       | 600          | 201       | 230        | 562        | 157        | 5        |
| <b>43</b>            | <b>29</b>      | <b>39</b>  | <b>47</b>    | <b>34</b>  | <b>50</b>    | <b>46</b> | <b>43</b> | <b>47</b>    | <b>36</b> | <b>61</b>  | <b>40</b>  | <b>40</b>  | <b>6</b> |
| 1 047                | 278            | 393        | 377          | 584        | 71           | 464       | 155       | 306          | 128       | 134        | 419        | 366        | 7        |
| <b>10-</b>           | <b>10-</b>     | <b>10-</b> | <b>14</b>    | <b>10-</b> | <b>10-</b>   | <b>17</b> | <b>14</b> | <b>18</b>    | <b>17</b> | <b>10-</b> | <b>10-</b> | <b>10-</b> | <b>8</b> |

**Table 4-17. Rooms in Unit by Household and Unit Size, Income, and Costs—Renter Occupied Units**

[Numbers in thousands. Consistent with the 1990 Census. ... means not applicable or sample too small. – means zero or rounds to zero]

| Characteristics                                   | Occupied units |               |               |               |                 |               |               |               |               |                 |
|---|----------------|---------------|---------------|---------------|-----------------|---------------|---------------|---------------|---------------|-----------------|
|   | Total          | Rooms         |               |               |                 | Bedrooms      |               |               |               |                 |
|   |                | 1 and 2 rooms | 3 and 4 rooms | 5 and 6 rooms | 7 rooms or more | No rooms      | 1 room        | 2 rooms       | 3 rooms       | 4 rooms or more |
| <b>Total</b> .....                                | <b>34 007</b>  | <b>1 344</b>  | <b>20 045</b> | <b>10 826</b> | <b>1 791</b>    | <b>814</b>    | <b>10 255</b> | <b>14 744</b> | <b>6 733</b>  | <b>1 461</b>    |
| <b>Persons</b>                                    |                |               |               |               |                 |               |               |               |               |                 |
| 1 person .....                                    | 12 754         | 1 091         | 9 238         | 2 227         | 198             | 671           | 7 018         | 4 000         | 938           | 127             |
| 2 persons .....                                   | 9 294          | 174           | 5 879         | 2 897         | 344             | 110           | 2 214         | 5 319         | 1 466         | 186             |
| 3 persons .....                                   | 5 222          | 47            | 2 542         | 2 296         | 338             | 21            | 582           | 2 792         | 1 606         | 221             |
| 4 persons .....                                   | 3 832          | 19            | 1 571         | 1 841         | 401             | 6             | 289           | 1 734         | 1 453         | 350             |
| 5 persons .....                                   | 1 773          | 12            | 537           | 957           | 266             | 6             | 95            | 613           | 788           | 270             |
| 6 persons .....                                   | 721            | –             | 217           | 401           | 103             | –             | 44            | 207           | 330           | 141             |
| 7 persons or more .....                           | 411            | 2             | 61            | 206           | 142             | –             | 13            | 79            | 153           | 166             |
| <b>Rooms</b>                                      |                |               |               |               |                 |               |               |               |               |                 |
| 1 room .....                                      | 401            | –             | –             | –             | –               | 401           | –             | –             | –             | –               |
| 2 rooms .....                                     | 943            | –             | –             | –             | –               | 390           | 552           | 2             | –             | –               |
| 3 rooms .....                                     | 7 977          | –             | –             | –             | –               | 23            | 7 895         | 59            | –             | –               |
| 4 rooms .....                                     | 12 068         | –             | –             | –             | –               | –             | 1 603         | 10 456        | 9             | –               |
| 5 rooms .....                                     | 7 338          | –             | –             | –             | –               | –             | 173           | 3 687         | 3 475         | 4               |
| 6 rooms .....                                     | 3 488          | –             | –             | –             | –               | –             | 20            | 473           | 2 594         | 400             |
| 7 rooms .....                                     | 1 143          | –             | –             | –             | –               | –             | 11            | 42            | 542           | 542             |
| 8 rooms .....                                     | 401            | –             | –             | –             | –               | –             | –             | 6             | 80            | 315             |
| 9 rooms .....                                     | 137            | –             | –             | –             | –               | –             | –             | 10            | 13            | 114             |
| 10 rooms or more .....                            | 110            | –             | –             | –             | –               | –             | –             | 9             | 14            | 87              |
| <b>Bedrooms</b>                                   |                |               |               |               |                 |               |               |               |               |                 |
| None .....  | 814            | 791           | 23            | –             | –               | –             | –             | –             | –             | –               |
| 1 .....   | 10 255         | 552           | 9 498         | 193           | 11              | –             | –             | –             | –             | –               |
| 2 .....   | 14 744         | 2             | 10 515        | 4 161         | 67              | –             | –             | –             | –             | –               |
| 3 .....   | 6 733          | –             | 9             | 6 069         | 655             | –             | –             | –             | –             | –               |
| 4 or more .....                                   | 1 461          | –             | –             | 403           | 1 058           | –             | –             | –             | –             | –               |
| <b>Complete Bathrooms</b>                         |                |               |               |               |                 |               |               |               |               |                 |
| None .....  | 413            | 181           | 168           | 59            | 5               | 159           | 115           | 98            | 37            | 4               |
| 1 .....   | 24 188         | 1 148         | 16 735        | 5 883         | 422             | 649           | 9 837         | 10 201        | 3 160         | 340             |
| 1 and one-half .....                              | 3 446          | 8             | 1 284         | 1 839         | 316             | 3             | 228           | 1 697         | 1 280         | 238             |
| 2 or more .....                                   | 5 960          | 7             | 1 859         | 3 045         | 1 048           | 2             | 75            | 2 748         | 2 256         | 879             |
| <b>Lot Size<sup>1</sup></b>                       |                |               |               |               |                 |               |               |               |               |                 |
| Less than one-eighth acre .....                   | 2 613          | 54            | 1 154         | 1 167         | 238             | 21            | 438           | 1 145         | 812           | 198             |
| One-eighth up to one-quarter acre .....           | 4 585          | 55            | 1 720         | 2 278         | 532             | 30            | 504           | 1 936         | 1 720         | 395             |
| One-quarter up to one-half acre .....             | 1 377          | 13            | 419           | 679           | 266             | 11            | 98            | 495           | 584           | 188             |
| One-half up to one acre .....                     | 1 352          | 15            | 434           | 682           | 221             | 6             | 128           | 484           | 580           | 154             |
| 1 up to 5 acres .....                             | 1 631          | 30            | 565           | 814           | 221             | 15            | 184           | 587           | 665           | 180             |
| 5 up to 10 acres .....                            | 183            | –             | 60            | 97            | 26              | –             | 18            | 67            | 80            | 18              |
| 10 acres or more .....                            | 543            | 9             | 182           | 265           | 87              | 7             | 75            | 172           | 214           | 75              |
| <b>Median</b> .....                               | <b>.22</b>     | <b>.20</b>    | <b>.21</b>    | <b>.23</b>    | <b>.27</b>      | <b>.23</b>    | <b>.20</b>    | <b>.21</b>    | <b>.24</b>    | <b>.26</b>      |
| <b>Income of Families and Primary Individuals</b> |                |               |               |               |                 |               |               |               |               |                 |
| Less than \$5,000 .....                           | 3 418          | 253           | 2 084         | 949           | 133             | 153           | 1 105         | 1 466         | 578           | 115             |
| \$5,000 to \$9,999 .....                          | 3 886          | 278           | 2 513         | 991           | 104             | 171           | 1 566         | 1 425         | 602           | 121             |
| \$10,000 to \$14,999 .....                        | 4 120          | 208           | 2 627         | 1 170         | 116             | 131           | 1 441         | 1 737         | 672           | 139             |
| \$15,000 to \$19,999 .....                        | 3 438          | 149           | 2 227         | 949           | 113             | 93            | 1 117         | 1 527         | 615           | 86              |
| \$20,000 to \$24,999 .....                        | 3 465          | 112           | 2 216         | 986           | 151             | 59            | 1 052         | 1 639         | 606           | 108             |
| \$25,000 to \$29,999 .....                        | 2 926          | 57            | 1 685         | 1 007         | 177             | 36            | 791           | 1 357         | 612           | 130             |
| \$30,000 to \$34,999 .....                        | 2 923          | 68            | 1 773         | 929           | 152             | 42            | 814           | 1 393         | 547           | 128             |
| \$35,000 to \$39,999 .....                        | 2 096          | 60            | 1 141         | 765           | 129             | 24            | 572           | 933           | 463           | 104             |
| \$40,000 to \$49,999 .....                        | 2 570          | 48            | 1 377         | 979           | 166             | 26            | 650           | 1 164         | 596           | 134             |
| \$50,000 to \$59,999 .....                        | 1 703          | 20            | 823           | 700           | 160             | 15            | 355           | 740           | 472           | 121             |
| \$60,000 to \$79,999 .....                        | 1 890          | 59            | 876           | 776           | 179             | 41            | 436           | 760           | 518           | 134             |
| \$80,000 to \$99,999 .....                        | 696            | 13            | 305           | 297           | 81              | 3             | 141           | 294           | 201           | 57              |
| \$100,000 to \$119,999 .....                      | 340            | 7             | 162           | 126           | 45              | 5             | 88            | 141           | 76            | 29              |
| \$120,000 or more .....                           | 536            | 12            | 239           | 200           | 86              | 14            | 126           | 169           | 173           | 54              |
| <b>Median</b> .....                               | <b>23 090</b>  | <b>13 408</b> | <b>21 292</b> | <b>26 825</b> | <b>33 371</b>   | <b>13 157</b> | <b>19 540</b> | <b>23 715</b> | <b>27 387</b> | <b>31 225</b>   |
| <b>Monthly Housing Costs</b>                      |                |               |               |               |                 |               |               |               |               |                 |
| Less than \$100 .....                             | 401            | 19            | 277           | 93            | 12              | 14            | 142           | 160           | 68            | 17              |
| \$100 to \$199 .....                              | 1 509          | 95            | 1 064         | 320           | 30              | 67            | 687           | 523           | 192           | 38              |
| \$200 to \$249 .....                              | 786            | 86            | 503           | 176           | 21              | 55            | 333           | 266           | 117           | 15              |
| \$250 to \$299 .....                              | 1 034          | 98            | 649           | 241           | 47              | 57            | 419           | 347           | 173           | 38              |
| \$300 to \$349 .....                              | 1 444          | 106           | 988           | 317           | 33              | 64            | 574           | 580           | 176           | 51              |
| \$350 to \$399 .....                              | 1 896          | 153           | 1 241         | 449           | 52              | 78            | 782           | 722           | 253           | 60              |
| \$400 to \$449 .....                              | 2 159          | 98            | 1 467         | 546           | 48              | 58            | 863           | 867           | 320           | 51              |
| \$450 to \$499 .....                              | 2 495          | 119           | 1 705         | 610           | 61              | 68            | 935           | 1 137         | 311           | 44              |
| \$500 to \$599 .....                              | 5 289          | 191           | 3 588         | 1 364         | 147             | 123           | 1 838         | 2 474         | 729           | 126             |
| \$600 to \$699 .....                              | 4 554          | 116           | 2 858         | 1 421         | 160             | 64            | 1 284         | 2 276         | 817           | 113             |
| \$700 to \$799 .....                              | 3 414          | 77            | 1 946         | 1 271         | 120             | 61            | 854           | 1 726         | 677           | 96              |
| \$800 to \$999 .....                              | 3 681          | 53            | 1 863         | 1 513         | 252             | 31            | 687           | 1 797         | 996           | 170             |
| \$1,000 to \$1,249 .....                          | 1 779          | 35            | 655           | 867           | 221             | 17            | 305           | 630           | 636           | 191             |
| \$1,250 to \$1,499 .....                          | 652            | 31            | 236           | 290           | 96              | 14            | 133           | 213           | 229           | 63              |
| \$1,500 or more .....                             | 813            | 16            | 300           | 332           | 165             | 14            | 146           | 254           | 265           | 135             |
| No cash rent .....                                | 2 100          | 52            | 705           | 1 016         | 327             | 27            | 273           | 772           | 775           | 253             |
| <b>Median (excludes no cash rent)</b> .....       | <b>580</b>     | <b>446</b>    | <b>549</b>    | <b>656</b>    | <b>801</b>      | <b>450</b>    | <b>514</b>    | <b>596</b>    | <b>678</b>    | <b>752</b>      |

<sup>1</sup>Does not include multiunits, cooperatives, or condominiums.

**Table 4-18. Square Footage by Household and Unit Size, Income, and Costs—Renter Occupied Units**

[Numbers in thousands. Consistent with the 1990 Census. ... means not applicable or sample too small. – means zero or rounds to zero]

| Characteristics                                   | Size of occupied detached 1-family homes and 1-family mobile homes |                           |                        |                          |                          |                          |                          |               |              |
|---|--|---------------------------|------------------------|--------------------------|--------------------------|--------------------------|--------------------------|---------------|--------------|
|   | Total  | Less than 500 square feet | 500 to 999 square feet | 1000 to 1499 square feet | 1500 to 1999 square feet | 2000 to 2499 square feet | 2500 square feet or more | Not reported  | Median       |
| <b>Total</b> .....                                | <b>9 196</b>   | <b>262</b>                | <b>2 167</b>           | <b>2 788</b>             | <b>1 611</b>             | <b>638</b>               | <b>660</b>               | <b>1 070</b>  | <b>1 293</b> |
| <b>Persons</b>                                    |  |                           |                        |                          |                          |                          |                          |               |              |
| 1 person .....                                    | 2 159  | 125                       | 695                    | 628                      | 264                      | 109                      | 78                       | 260           | 1 103        |
| 2 persons .....                                   | 2 391  | 66                        | 557                    | 778                      | 421                      | 127                      | 183                      | 259           | 1 284        |
| 3 persons .....                                   | 1 792  | 19                        | 430                    | 566                      | 360                      | 111                      | 138                      | 167           | 1 321        |
| 4 persons .....                                   | 1 452  | 33                        | 266                    | 445                      | 277                      | 134                      | 140                      | 156           | 1 392        |
| 5 persons .....                                   | 807  | 7                         | 131                    | 205                      | 187                      | 91                       | 60                       | 127           | 1 493        |
| 6 persons .....                                   | 360  | 5                         | 60                     | 99                       | 74                       | 40                       | 22                       | 60            | 1 431        |
| 7 persons or more .....                           | 236  | 7                         | 28                     | 67                       | 29                       | 26                       | 38                       | 41            | 1 465        |
| <b>Rooms</b>                                      |  |                           |                        |                          |                          |                          |                          |               |              |
| 1 room .....                                      | 25   | 23                        | 2                      | –                        | –                        | –                        | –                        | –             | ...          |
| 2 rooms .....                                     | 64   | 26                        | 16                     | 2                        | –                        | 2                        | 3                        | 15            | 500-         |
| 3 rooms .....                                     | 459  | 71                        | 240                    | 51                       | 6                        | 2                        | 2                        | 86            | 740          |
| 4 rooms .....                                     | 2 227  | 84                        | 1 076                  | 589                      | 147                      | 33                       | 36                       | 262           | 918          |
| 5 rooms .....                                     | 2 913  | 36                        | 613                    | 1 186                    | 510                      | 134                      | 105                      | 327           | 1 271        |
| 6 rooms .....                                     | 2 045  | 16                        | 163                    | 751                      | 559                      | 186                      | 156                      | 214           | 1 490        |
| 7 rooms .....                                     | 885  | 2                         | 53                     | 161                      | 269                      | 179                      | 126                      | 94            | 1 832        |
| 8 rooms .....                                     | 372  | 3                         | 4                      | 41                       | 99                       | 74                       | 102                      | 48            | 2 097        |
| 9 rooms .....                                     | 123  | –                         | –                      | 5                        | 18                       | 22                       | 64                       | 13            | 2500+        |
| 10 rooms or more .....                            | 84   | –                         | –                      | –                        | 3                        | 6                        | 64                       | 12            | 2500+        |
| <b>Bedrooms</b>                                   |  |                           |                        |                          |                          |                          |                          |               |              |
| None .....  | 38   | 26                        | 2                      | –                        | –                        | –                        | 3                        | 7             | ...          |
| 1 .....   | 670  | 108                       | 323                    | 77                       | 16                       | 14                       | 8                        | 123           | 755          |
| 2 .....   | 3 349  | 93                        | 1 308                  | 1 032                    | 344                      | 92                       | 90                       | 391           | 1 038        |
| 3 .....   | 4 033  | 32                        | 493                    | 1 502                    | 978                      | 316                      | 290                      | 423           | 1 426        |
| 4 or more .....                                   | 1 106  | 3                         | 40                     | 177                      | 273                      | 216                      | 269                      | 127           | 1 992        |
| <b>Complete Bathrooms</b>                         |  |                           |                        |                          |                          |                          |                          |               |              |
| None .....  | 105  | 34                        | 35                     | 12                       | 6                        | 2                        | 2                        | 14            | 663          |
| 1 .....   | 5 424  | 197                       | 1 785                  | 1 702                    | 627                      | 244                      | 188                      | 680           | 1 114        |
| 1 and one-half .....                              | 1 184  | 13                        | 165                    | 368                      | 306                      | 79                       | 117                      | 134           | 1 471        |
| 2 or more .....                                   | 2 483  | 18                        | 181                    | 706                      | 671                      | 313                      | 352                      | 242           | 1 661        |
| <b>Lot Size<sup>1</sup></b>                       |  |                           |                        |                          |                          |                          |                          |               |              |
| Less than one-eighth acre .....                   | 1 754  | 96                        | 529                    | 488                      | 228                      | 117                      | 94                       | 202           | 1 155        |
| One-eighth up to one-quarter acre .....           | 3 256  | 91                        | 761                    | 1 021                    | 591                      | 201                      | 175                      | 417           | 1 278        |
| One-quarter up to one-half acre .....             | 1 141  | 15                        | 230                    | 357                      | 212                      | 96                       | 110                      | 120           | 1 371        |
| One-half up to one acre .....                     | 1 123  | 22                        | 236                    | 371                      | 212                      | 75                       | 85                       | 122           | 1 327        |
| 1 up to 5 acres .....                             | 1 320  | 28                        | 286                    | 404                      | 234                      | 104                      | 122                      | 142           | 1 340        |
| 5 up to 10 acres .....                            | 142  | 1                         | 33                     | 34                       | 33                       | 15                       | 13                       | 13            | 1 447        |
| 10 acres or more .....                            | 377  | 9                         | 74                     | 103                      | 77                       | 21                       | 50                       | 44            | 1 408        |
| <b>Median</b> .....                               | <b>.23</b>   | <b>.18</b>                | <b>.22</b>             | <b>.24</b>               | <b>.24</b>               | <b>.25</b>               | <b>.38</b>               | <b>.22</b>    | <b>...</b>   |
| <b>Income of Families and Primary Individuals</b> |  |                           |                        |                          |                          |                          |                          |               |              |
| Less than \$5,000 .....                           | 745  | 35                        | 215                    | 198                      | 92                       | 37                       | 49                       | 118           | 1 159        |
| \$5,000 to \$9,999 .....                          | 986  | 41                        | 313                    | 263                      | 114                      | 44                       | 38                       | 172           | 1 101        |
| \$10,000 to \$14,999 .....                        | 1 084  | 56                        | 375                    | 316                      | 134                      | 26                       | 45                       | 131           | 1 071        |
| \$15,000 to \$19,999 .....                        | 895  | 38                        | 232                    | 298                      | 148                      | 37                       | 46                       | 96            | 1 217        |
| \$20,000 to \$24,999 .....                        | 870  | 14                        | 242                    | 274                      | 121                      | 54                       | 55                       | 109           | 1 227        |
| \$25,000 to \$29,999 .....                        | 799  | 6                         | 191                    | 262                      | 99                       | 74                       | 69                       | 99            | 1 293        |
| \$30,000 to \$34,999 .....                        | 756  | 32                        | 141                    | 258                      | 150                      | 50                       | 50                       | 75            | 1 324        |
| \$35,000 to \$39,999 .....                        | 631  | 15                        | 151                    | 182                      | 121                      | 60                       | 51                       | 50            | 1 341        |
| \$40,000 to \$49,999 .....                        | 785  | 7                         | 131                    | 262                      | 170                      | 69                       | 54                       | 92            | 1 397        |
| \$50,000 to \$59,999 .....                        | 561  | 8                         | 56                     | 191                      | 145                      | 66                       | 47                       | 48            | 1 506        |
| \$60,000 to \$79,999 .....                        | 573  | 6                         | 79                     | 167                      | 158                      | 70                       | 52                       | 40            | 1 544        |
| \$80,000 to \$99,999 .....                        | 231  | 2                         | 32                     | 45                       | 83                       | 20                       | 36                       | 14            | 1 682        |
| \$100,000 to \$119,999 .....                      | 91   | –                         | 4                      | 33                       | 27                       | 8                        | 12                       | 8             | 1 604        |
| \$120,000 or more .....                           | 188  | –                         | 5                      | 38                       | 49                       | 22                       | 56                       | 17            | 1 925        |
| <b>Median</b> .....                               | <b>25 104</b>  | <b>14 856</b>             | <b>18 884</b>          | <b>25 832</b>            | <b>33 250</b>            | <b>34 619</b>            | <b>32 747</b>            | <b>20 804</b> | <b>...</b>   |
| <b>Monthly Housing Costs</b>                      |  |                           |                        |                          |                          |                          |                          |               |              |
| Less than \$100 .....                             | 41   | –                         | 9                      | 14                       | 3                        | 4                        | 4                        | 7             | ...          |
| \$100 to \$199 .....                              | 244  | 29                        | 74                     | 66                       | 33                       | 13                       | 4                        | 27            | 1 046        |
| \$200 to \$249 .....                              | 197  | 20                        | 67                     | 47                       | 23                       | 12                       | 11                       | 18            | 1 030        |
| \$250 to \$299 .....                              | 341  | 27                        | 115                    | 83                       | 25                       | 30                       | 8                        | 52            | 1 014        |
| \$300 to \$349 .....                              | 433  | 22                        | 176                    | 114                      | 43                       | 17                       | 19                       | 42            | 992          |
| \$350 to \$399 .....                              | 538  | 16                        | 207                    | 146                      | 65                       | 9                        | 24                       | 71            | 1 036        |
| \$400 to \$449 .....                              | 557  | 28                        | 183                    | 186                      | 49                       | 32                       | 20                       | 60            | 1 102        |
| \$450 to \$499 .....                              | 597  | 24                        | 185                    | 198                      | 85                       | 20                       | 14                       | 70            | 1 138        |
| \$500 to \$599 .....                              | 1 154  | 34                        | 303                    | 375                      | 178                      | 52                       | 58                       | 155           | 1 217        |
| \$600 to \$699 .....                              | 948  | 12                        | 212                    | 333                      | 197                      | 50                       | 45                       | 98            | 1 302        |
| \$700 to \$799 .....                              | 761  | 13                        | 124                    | 275                      | 155                      | 62                       | 56                       | 77            | 1 374        |
| \$800 to \$999 .....                              | 957  | 13                        | 138                    | 284                      | 244                      | 81                       | 86                       | 111           | 1 479        |
| \$1,000 to \$1,249 .....                          | 591  | –                         | 63                     | 162                      | 183                      | 64                       | 67                       | 51            | 1 623        |
| \$1,250 to \$1,499 .....                          | 219  | –                         | 9                      | 61                       | 57                       | 42                       | 17                       | 33            | 1 702        |
| \$1,500 or more .....                             | 294  | 2                         | 16                     | 46                       | 68                       | 48                       | 70                       | 43            | 1 950        |
| No cash rent .....                                | 1 323  | 23                        | 286                    | 398                      | 202                      | 104                      | 156                      | 155           | 1 346        |
| <b>Median (excludes no cash rent)</b> .....       | <b>586</b>   | <b>410</b>                | <b>480</b>             | <b>591</b>               | <b>702</b>               | <b>747</b>               | <b>780</b>               | <b>571</b>    | <b>...</b>   |

<sup>1</sup>Does not include multiunits, cooperatives, or condominiums.

**Table 4-19. Detailed Tenure by Financial Characteristics – Renter Occupied Units**

[Numbers in thousands. Consistent with the 1990 Census. ... means not applicable or sample too small. – means zero or rounds to zero]

| Characteristics   | Owner occupied |           |               |       |                  |           |               |       | Renter occupied |               |                                   |               |               |
|---|----------------|-----------|---------------|-------|------------------|-----------|---------------|-------|-----------------|---------------|-----------------------------------|---------------|---------------|
|   | With mortgage  |           |               |       | With no mortgage |           |               |       | All renters     |               | Unsubsidized renters <sup>1</sup> |               |               |
|   | Total          | Specified | Not specified |       | Total            | Specified | Not specified |       | Specified       | Other         | Specified                         | Other         |               |
|   |                |           | Condo or Coop | Other |                  |           | Condo or Coop | Other |                 |               |                                   |               |               |
| <b>Total</b> .....  | ...            | ...       | ...           | ...   | ...              | ...       | ...           | ...   | ...             | <b>33 475</b> | <b>532</b>                        | <b>27 321</b> | <b>483</b>    |
| <b>Income of Families and Primary Individuals</b>                     |                |           |               |       |                  |           |               |       |                 |               |                                   |               |               |
| Less than \$5,000 .....   | ...            | ...       | ...           | ...   | ...              | ...       | ...           | ...   | ...             | 3 360         | 59                                | 2 348         | 50            |
| \$5,000 to \$9,999 .....  | ...            | ...       | ...           | ...   | ...              | ...       | ...           | ...   | ...             | 3 840         | 46                                | 2 368         | 36            |
| \$10,000 to \$14,999 .....  | ...            | ...       | ...           | ...   | ...              | ...       | ...           | ...   | ...             | 4 072         | 48                                | 3 041         | 45            |
| \$15,000 to \$19,999 .....  | ...            | ...       | ...           | ...   | ...              | ...       | ...           | ...   | ...             | 3 391         | 47                                | 2 775         | 37            |
| \$20,000 to \$24,999 .....  | ...            | ...       | ...           | ...   | ...              | ...       | ...           | ...   | ...             | 3 429         | 35                                | 2 917         | 35            |
| \$25,000 to \$29,999 .....  | ...            | ...       | ...           | ...   | ...              | ...       | ...           | ...   | ...             | 2 858         | 67                                | 2 478         | 63            |
| \$30,000 to \$34,999 .....  | ...            | ...       | ...           | ...   | ...              | ...       | ...           | ...   | ...             | 2 857         | 66                                | 2 597         | 62            |
| \$35,000 to \$39,999 .....  | ...            | ...       | ...           | ...   | ...              | ...       | ...           | ...   | ...             | 2 063         | 33                                | 1 898         | 31            |
| \$40,000 to \$49,999 .....  | ...            | ...       | ...           | ...   | ...              | ...       | ...           | ...   | ...             | 2 523         | 47                                | 2 302         | 44            |
| \$50,000 to \$59,999 .....  | ...            | ...       | ...           | ...   | ...              | ...       | ...           | ...   | ...             | 1 686         | 16                                | 1 522         | 16            |
| \$60,000 to \$79,999 .....  | ...            | ...       | ...           | ...   | ...              | ...       | ...           | ...   | ...             | 1 857         | 33                                | 1 682         | 31            |
| \$80,000 to \$99,999 .....  | ...            | ...       | ...           | ...   | ...              | ...       | ...           | ...   | ...             | 689           | 8                                 | 627           | 6             |
| \$100,000 to \$119,999 .....  | ...            | ...       | ...           | ...   | ...              | ...       | ...           | ...   | ...             | 329           | 11                                | 298           | 11            |
| \$120,000 or more .....   | ...            | ...       | ...           | ...   | ...              | ...       | ...           | ...   | ...             | 520           | 16                                | 468           | 16            |
| <b>Median</b> .....   | ...            | ...       | ...           | ...   | ...              | ...       | ...           | ...   | ...             | <b>23 026</b> | <b>27 289</b>                     | <b>25 427</b> | <b>28 082</b> |
| <b>Monthly Housing Costs</b>  |                |           |               |       |                  |           |               |       |                 |               |                                   |               |               |
| Less than \$100 .....   | ...            | ...       | ...           | ...   | ...              | ...       | ...           | ...   | ...             | 399           | 2                                 | 118           | 2             |
| \$100 to \$199 .....  | ...            | ...       | ...           | ...   | ...              | ...       | ...           | ...   | ...             | 1 494         | 15                                | 437           | 13            |
| \$200 to \$249 .....  | ...            | ...       | ...           | ...   | ...              | ...       | ...           | ...   | ...             | 784           | 2                                 | 371           | 2             |
| \$250 to \$299 .....  | ...            | ...       | ...           | ...   | ...              | ...       | ...           | ...   | ...             | 1 016         | 18                                | 643           | 10            |
| \$300 to \$349 .....  | ...            | ...       | ...           | ...   | ...              | ...       | ...           | ...   | ...             | 1 430         | 14                                | 1 088         | 11            |
| \$350 to \$399 .....  | ...            | ...       | ...           | ...   | ...              | ...       | ...           | ...   | ...             | 1 879         | 17                                | 1 586         | 16            |
| \$400 to \$449 .....  | ...            | ...       | ...           | ...   | ...              | ...       | ...           | ...   | ...             | 2 121         | 38                                | 1 771         | 27            |
| \$450 to \$499 .....  | ...            | ...       | ...           | ...   | ...              | ...       | ...           | ...   | ...             | 2 459         | 35                                | 2 156         | 30            |
| \$500 to \$599 .....  | ...            | ...       | ...           | ...   | ...              | ...       | ...           | ...   | ...             | 5 211         | 79                                | 4 615         | 74            |
| \$600 to \$699 .....  | ...            | ...       | ...           | ...   | ...              | ...       | ...           | ...   | ...             | 4 497         | 58                                | 3 978         | 57            |
| \$700 to \$799 .....  | ...            | ...       | ...           | ...   | ...              | ...       | ...           | ...   | ...             | 3 370         | 45                                | 2 973         | 40            |
| \$800 to \$999 .....  | ...            | ...       | ...           | ...   | ...              | ...       | ...           | ...   | ...             | 3 628         | 54                                | 3 205         | 51            |
| \$1,000 to \$1,249 .....  | ...            | ...       | ...           | ...   | ...              | ...       | ...           | ...   | ...             | 1 758         | 20                                | 1 568         | 20            |
| \$1,250 to \$1,499 .....  | ...            | ...       | ...           | ...   | ...              | ...       | ...           | ...   | ...             | 648           | 4                                 | 577           | 4             |
| \$1,500 or more .....   | ...            | ...       | ...           | ...   | ...              | ...       | ...           | ...   | ...             | 807           | 6                                 | 677           | 6             |
| No cash rent .....  | ...            | ...       | ...           | ...   | ...              | ...       | ...           | ...   | ...             | 1 974         | 126                               | 1 558         | 120           |
| <b>Median (excludes no cash rent)</b> .....                           | ...            | ...       | ...           | ...   | ...              | ...       | ...           | ...   | ...             | <b>580</b>    | <b>579</b>                        | <b>602</b>    | <b>595</b>    |
| <b>Monthly Housing Costs as Percent of Current income<sup>2</sup></b> |                |           |               |       |                  |           |               |       |                 |               |                                   |               |               |
| Less than 5 percent .....   | ...            | ...       | ...           | ...   | ...              | ...       | ...           | ...   | ...             | 282           | 11                                | 230           | 11            |
| 5 to 9 percent .....  | ...            | ...       | ...           | ...   | ...              | ...       | ...           | ...   | ...             | 1 179         | 24                                | 999           | 23            |
| 10 to 14 percent .....  | ...            | ...       | ...           | ...   | ...              | ...       | ...           | ...   | ...             | 3 078         | 44                                | 2 634         | 42            |
| 15 to 19 percent .....  | ...            | ...       | ...           | ...   | ...              | ...       | ...           | ...   | ...             | 4 167         | 59                                | 3 541         | 51            |
| 20 to 24 percent .....  | ...            | ...       | ...           | ...   | ...              | ...       | ...           | ...   | ...             | 4 178         | 57                                | 3 501         | 54            |
| 25 to 29 percent .....  | ...            | ...       | ...           | ...   | ...              | ...       | ...           | ...   | ...             | 3 534         | 28                                | 2 676         | 23            |
| 30 to 34 percent .....  | ...            | ...       | ...           | ...   | ...              | ...       | ...           | ...   | ...             | 2 796         | 35                                | 2 137         | 28            |
| 35 to 39 percent .....  | ...            | ...       | ...           | ...   | ...              | ...       | ...           | ...   | ...             | 2 037         | 30                                | 1 675         | 23            |
| 40 to 49 percent .....  | ...            | ...       | ...           | ...   | ...              | ...       | ...           | ...   | ...             | 2 554         | 24                                | 2 160         | 21            |
| 50 to 59 percent .....  | ...            | ...       | ...           | ...   | ...              | ...       | ...           | ...   | ...             | 1 586         | 22                                | 1 292         | 22            |
| 60 to 69 percent .....  | ...            | ...       | ...           | ...   | ...              | ...       | ...           | ...   | ...             | 1 026         | 9                                 | 861           | 6             |
| 70 to 99 percent .....  | ...            | ...       | ...           | ...   | ...              | ...       | ...           | ...   | ...             | 1 543         | 9                                 | 1 234         | 9             |
| 100 percent or more <sup>3</sup> .....                                | ...            | ...       | ...           | ...   | ...              | ...       | ...           | ...   | ...             | 2 476         | 39                                | 1 951         | 34            |
| Zero or negative income .....   | ...            | ...       | ...           | ...   | ...              | ...       | ...           | ...   | ...             | 1 064         | 15                                | 872           | 15            |
| No cash rent .....  | ...            | ...       | ...           | ...   | ...              | ...       | ...           | ...   | ...             | 1 974         | 126                               | 1 558         | 120           |
| <b>Median (excludes 2 previous lines)</b> .....                       | ...            | ...       | ...           | ...   | ...              | ...       | ...           | ...   | ...             | <b>28</b>     | <b>25</b>                         | <b>28</b>     | <b>24</b>     |
| <b>Median (excludes 3 lines before medians)</b> .....                 | ...            | ...       | ...           | ...   | ...              | ...       | ...           | ...   | ...             | <b>27</b>     | <b>23</b>                         | <b>26</b>     | <b>23</b>     |

<sup>1</sup>Excludes units in public housing projects and housing units with government rent subsidies.

<sup>2</sup>Beginning with 1989 this item uses current income in its calculation, see Appendix A.

<sup>3</sup>May reflect a temporary situation, living off savings, or response error.

Table 4-20. **Income of Families and Primary Individuals by Selected Characteristics—Renter Occupied Units**

[Numbers in thousands. Consistent with the 1990 Census. ... means not applicable or sample too small. – means zero or rounds to zero]

| Characteristics  | Total         | Zero to negative | \$1 to \$4,999 | \$5,000 to \$9,999 | \$10,000 to \$14,999 | \$15,000 to \$19,999 | \$20,000 to \$29,999 | \$30,000 to \$39,999 | \$40,000 to \$59,999 | \$60,000 to \$79,999 | \$80,000 to \$99,999 | \$100,000 to \$119,999 | \$120,000 or more | Median        |
|--|---------------|------------------|----------------|--------------------|----------------------|----------------------|----------------------|----------------------|----------------------|----------------------|----------------------|------------------------|-------------------|---------------|
| <b>Total</b>   | <b>34 007</b> | <b>1 230</b>     | <b>2 188</b>   | <b>3 886</b>       | <b>4 120</b>         | <b>3 438</b>         | <b>6 390</b>         | <b>5 019</b>         | <b>4 272</b>         | <b>1 890</b>         | <b>696</b>           | <b>340</b>             | <b>536</b>        | <b>23 351</b> |
| <b>Units in Structure</b>                                  |               |                  |                |                    |                      |                      |                      |                      |                      |                      |                      |                        |                   |               |
| 1, detached  | 8 065         | 248              | 404            | 794                | 862                  | 739                  | 1 466                | 1 243                | 1 270                | 539                  | 227                  | 91                     | 182               | 26 720        |
| 1, attached  | 3 465         | 142              | 193            | 353                | 363                  | 363                  | 673                  | 533                  | 463                  | 220                  | 70                   | 31                     | 60                | 24 717        |
| 2 to 4   | 7 105         | 278              | 514            | 810                | 885                  | 787                  | 1 387                | 1 047                | 826                  | 325                  | 125                  | 54                     | 67                | 22 008        |
| 5 to 9   | 4 378         | 162              | 320            | 469                | 579                  | 456                  | 860                  | 713                  | 473                  | 181                  | 75                   | 45                     | 45                | 22 361        |
| 10 to 19   | 4 059         | 133              | 277            | 420                | 414                  | 388                  | 826                  | 636                  | 534                  | 240                  | 91                   | 56                     | 45                | 24 819        |
| 20 to 49   | 3 002         | 106              | 216            | 362                | 398                  | 312                  | 541                  | 412                  | 327                  | 194                  | 52                   | 24                     | 58                | 21 983        |
| 50 or more   | 2 797         | 123              | 209            | 486                | 396                  | 233                  | 433                  | 290                  | 304                  | 157                  | 54                   | 38                     | 74                | 18 947        |
| Mobile home or trailer                                     | 1 136         | 38               | 55             | 192                | 222                  | 160                  | 204                  | 146                  | 76                   | 33                   | 4                    | –                      | 6                 | 16 911        |
| <b>Year Structure Built<sup>1</sup></b>                    |               |                  |                |                    |                      |                      |                      |                      |                      |                      |                      |                        |                   |               |
| 2000 to 2004   | –             | –                | –              | –                  | –                    | –                    | –                    | –                    | –                    | –                    | –                    | –                      | –                 | –             |
| 1995 to 1999   | 1 363         | 47               | 68             | 123                | 121                  | 113                  | 274                  | 186                  | 194                  | 120                  | 50                   | 21                     | 45                | 27 626        |
| 1990 to 1994   | 1 313         | 37               | 58             | 142                | 122                  | 107                  | 258                  | 168                  | 211                  | 123                  | 44                   | 19                     | 24                | 27 381        |
| 1985 to 1989   | 2 724         | 112              | 158            | 194                | 228                  | 225                  | 492                  | 493                  | 460                  | 225                  | 49                   | 32                     | 57                | 29 025        |
| 1980 to 1984   | 2 456         | 92               | 170            | 282                | 289                  | 224                  | 477                  | 359                  | 315                  | 133                  | 61                   | 28                     | 25                | 23 578        |
| 1975 to 1979   | 3 419         | 86               | 198            | 494                | 441                  | 379                  | 659                  | 536                  | 341                  | 159                  | 64                   | 26                     | 35                | 21 691        |
| 1970 to 1974   | 3 926         | 133              | 288            | 506                | 582                  | 408                  | 722                  | 509                  | 449                  | 177                  | 56                   | 37                     | 58                | 20 632        |
| 1960 to 1969   | 4 746         | 173              | 277            | 525                | 574                  | 487                  | 935                  | 720                  | 598                  | 252                  | 79                   | 37                     | 87                | 23 592        |
| 1950 to 1959   | 3 375         | 122              | 235            | 312                | 413                  | 331                  | 679                  | 502                  | 441                  | 176                  | 67                   | 57                     | 39                | 24 036        |
| 1940 to 1949   | 2 705         | 123              | 194            | 367                | 336                  | 284                  | 469                  | 368                  | 332                  | 115                  | 58                   | 22                     | 37                | 21 025        |
| 1930 to 1939   | 2 344         | 86               | 172            | 315                | 288                  | 278                  | 433                  | 306                  | 269                  | 115                  | 29                   | 19                     | 35                | 20 764        |
| 1920 to 1929   | 2 066         | 70               | 140            | 260                | 232                  | 232                  | 329                  | 332                  | 268                  | 111                  | 49                   | 14                     | 30                | 23 038        |
| 1919 or earlier  | 3 571         | 148              | 230            | 365                | 492                  | 371                  | 663                  | 541                  | 394                  | 183                  | 91                   | 28                     | 64                | 22 702        |
| <b>Median</b>  | <b>1966</b>   | <b>1964</b>      | <b>1964</b>    | <b>1966</b>        | <b>1965</b>          | <b>1965</b>          | <b>1967</b>          | <b>1966</b>          | <b>1967</b>          | <b>1970</b>          | <b>1967</b>          | <b>1968</b>            | <b>1967</b>       | <b>...</b>    |
| <b>Rooms</b>   |               |                  |                |                    |                      |                      |                      |                      |                      |                      |                      |                        |                   |               |
| 1 room   | 401           | 34               | 54             | 98                 | 58                   | 36                   | 40                   | 31                   | 20                   | 22                   | –                    | –                      | 7                 | 11 285        |
| 2 rooms  | 943           | 70               | 96             | 180                | 149                  | 112                  | 129                  | 97                   | 48                   | 37                   | 12                   | 7                      | 5                 | 14 237        |
| 3 rooms  | 7 977         | 301              | 537            | 1 276              | 1 164                | 882                  | 1 504                | 998                  | 743                  | 309                  | 93                   | 67                     | 102               | 19 021        |
| 4 rooms  | 12 068        | 420              | 825            | 1 236              | 1 462                | 1 345                | 2 396                | 1 917                | 1 456                | 567                  | 212                  | 95                     | 137               | 23 110        |
| 5 rooms  | 7 338         | 259              | 417            | 713                | 805                  | 668                  | 1 399                | 1 148                | 1 075                | 464                  | 196                  | 88                     | 106               | 25 764        |
| 6 rooms  | 3 488         | 102              | 170            | 278                | 365                  | 281                  | 594                  | 547                  | 604                  | 313                  | 101                  | 37                     | 95                | 29 211        |
| 7 rooms  | 1 143         | 25               | 56             | 76                 | 68                   | 82                   | 238                  | 183                  | 195                  | 108                  | 44                   | 33                     | 34                | 31 403        |
| 8 rooms  | 401           | 14               | 20             | 19                 | 23                   | 19                   | 57                   | 57                   | 73                   | 55                   | 28                   | 3                      | 34                | 38 676        |
| 9 rooms  | 137           | 2                | 5              | 8                  | 9                    | 6                    | 21                   | 22                   | 37                   | 7                    | 6                    | 4                      | 12                | 38 330        |
| 10 rooms or more   | 110           | 3                | 8              | 2                  | 15                   | 6                    | 12                   | 20                   | 21                   | 9                    | 3                    | 6                      | 5                 | 34 916        |
| <b>Bedrooms</b>  |               |                  |                |                    |                      |                      |                      |                      |                      |                      |                      |                        |                   |               |
| None   | 814           | 61               | 92             | 171                | 131                  | 93                   | 96                   | 66                   | 41                   | 41                   | 3                    | 5                      | 14                | 13 157        |
| 1  | 10 255        | 397              | 708            | 1 566              | 1 441                | 1 117                | 1 843                | 1 386                | 1 005                | 436                  | 141                  | 88                     | 126               | 19 540        |
| 2  | 14 744        | 515              | 951            | 1 425              | 1 737                | 1 527                | 2 995                | 2 325                | 1 904                | 760                  | 294                  | 141                    | 169               | 24 065        |
| 3  | 6 733         | 218              | 361            | 602                | 672                  | 615                  | 1 218                | 1 010                | 1 068                | 518                  | 201                  | 76                     | 173               | 27 374        |
| 4 or more  | 1 461         | 39               | 77             | 121                | 139                  | 86                   | 238                  | 232                  | 256                  | 134                  | 57                   | 29                     | 54                | 31 353        |
| <b>Complete Bathrooms</b>                                  |               |                  |                |                    |                      |                      |                      |                      |                      |                      |                      |                        |                   |               |
| None   | 413           | 24               | 62             | 103                | 76                   | 22                   | 47                   | 43                   | 18                   | 10                   | 5                    | –                      | 2                 | 11 195        |
| 1  | 24 188        | 910              | 1 703          | 3 137              | 3 241                | 2 731                | 4 599                | 3 461                | 2 610                | 1 008                | 362                  | 195                    | 232               | 20 811        |
| 1 and one-half   | 3 446         | 131              | 181            | 251                | 322                  | 279                  | 769                  | 535                  | 526                  | 266                  | 85                   | 40                     | 62                | 27 284        |
| 2 or more  | 5 960         | 165              | 243            | 395                | 481                  | 406                  | 975                  | 980                  | 1 119                | 605                  | 244                  | 105                    | 241               | 33 200        |
| <b>Main Heating Equipment</b>                              |               |                  |                |                    |                      |                      |                      |                      |                      |                      |                      |                        |                   |               |
| Warm-air furnace   | 17 117        | 636              | 1 046          | 1 729              | 1 935                | 1 732                | 3 220                | 2 653                | 2 279                | 1 057                | 347                  | 196                    | 286               | 24 595        |
| Steam or hot water system                                  | 5 572         | 208              | 378            | 625                | 664                  | 542                  | 986                  | 807                  | 731                  | 301                  | 145                  | 69                     | 117               | 23 751        |
| Electric heat pump   | 3 183         | 108              | 178            | 286                | 280                  | 352                  | 633                  | 521                  | 449                  | 238                  | 76                   | 23                     | 38                | 26 110        |
| Built-in electric units                                    | 2 654         | 69               | 195            | 398                | 400                  | 235                  | 547                  | 368                  | 254                  | 101                  | 46                   | 20                     | 22                | 20 562        |
| Floor, wall, or other built-in hot-air units without ducts | 2 907         | 103              | 188            | 375                | 425                  | 305                  | 570                  | 364                  | 335                  | 139                  | 53                   | 17                     | 33                | 21 011        |
| Room heaters with flue                                     | 685           | 18               | 59             | 143                | 109                  | 77                   | 120                  | 59                   | 67                   | 12                   | 13                   | 5                      | 4                 | 15 885        |
| Room heaters without flue                                  | 723           | 33               | 70             | 181                | 125                  | 78                   | 114                  | 64                   | 42                   | 7                    | 3                    | 1                      | 7                 | 13 114        |
| Portable electric heaters                                  | 345           | 15               | 31             | 43                 | 71                   | 49                   | 67                   | 38                   | 25                   | 4                    | –                    | –                      | 2                 | 16 201        |
| Stoves   | 199           | 11               | 13             | 27                 | 24                   | 15                   | 33                   | 39                   | 26                   | 6                    | 3                    | –                      | 3                 | 23 008        |
| Fireplaces with inserts                                    | 17            | –                | 2              | –                  | 2                    | –                    | 2                    | 5                    | 5                    | –                    | –                    | –                      | –                 | –             |
| Fireplaces without inserts                                 | 22            | –                | –              | 2                  | 9                    | –                    | 5                    | 4                    | 1                    | –                    | –                    | –                      | –                 | –             |
| Other  | 176           | 10               | 5              | 27                 | 14                   | 18                   | 20                   | 47                   | 19                   | 1                    | 2                    | 2                      | 11                | 27 025        |
| Cooking stove  | 68            | 3                | 4              | 8                  | 8                    | 2                    | 17                   | 7                    | 15                   | 2                    | –                    | –                      | 2                 | 25 467        |
| None   | 338           | 17               | 18             | 42                 | 55                   | 33                   | 56                   | 44                   | 26                   | 23                   | 8                    | 5                      | 11                | 20 705        |
| <b>Primary Source of Water</b>                             |               |                  |                |                    |                      |                      |                      |                      |                      |                      |                      |                        |                   |               |
| Public system or private company                           | 32 552        | 1 193            | 2 109          | 3 782              | 3 971                | 3 277                | 6 082                | 4 803                | 4 026                | 1 806                | 670                  | 325                    | 508               | 23 196        |
| Well serving 1 to 5 units                                  | 1 360         | 32               | 74             | 100                | 130                  | 153                  | 284                  | 210                  | 228                  | 85                   | 24                   | 14                     | 26                | 26 725        |
| Drilled  | 1 036         | 27               | 51             | 76                 | 98                   | 122                  | 234                  | 164                  | 155                  | 60                   | 18                   | 10                     | 23                | 26 215        |
| Dug  | 156           | 6                | 14             | 14                 | 15                   | 9                    | 14                   | 18                   | 40                   | 13                   | 6                    | 4                      | 3                 | 33 409        |
| Not reported   | 167           | –                | 9              | 10                 | 17                   | 22                   | 37                   | 29                   | 33                   | 12                   | –                    | –                      | –                 | 27 105        |
| Other  | 95            | 5                | 5              | 4                  | 19                   | 8                    | 24                   | 6                    | 18                   | –                    | 2                    | 1                      | 2                 | 22 622        |
| <b>Means of Sewage Disposal</b>                            |               |                  |                |                    |                      |                      |                      |                      |                      |                      |                      |                        |                   |               |
| Public sewer   | 31 287        | 1 158            | 2 030          | 3 620              | 3 812                | 3 148                | 5 837                | 4 612                | 3 877                | 1 730                | 655                  | 322                    | 486               | 23 212        |
| Septic tank, cesspool, chemical toilet                     | 2 683         | 66               | 154            | 256                | 297                  | 285                  | 553                  | 404                  | 396                  | 161                  | 42                   | 18                     | 51                | 25 099        |
| Other  | 37            | 6                | 4              | 9                  | 11                   | 4                    | –                    | 3                    | –                    | –                    | –                    | –                      | –                 | –             |
| <b>Main House Heating Fuel</b>                             |               |                  |                |                    |                      |                      |                      |                      |                      |                      |                      |                        |                   |               |
| Housing units with heating fuel                            | 33 669        | 1 213            | 2 170          | 3 844              | 4 066                | 3 405                | 6 334                | 4 975                | 4 247                | 1 867                | 688                  | 335                    | 525               | 23 374        |
| Electricity  | 13 372        | 468              | 885            | 1 516              | 1 609                | 1 364                | 2 616                | 2 076                | 1 579                | 722                  | 250                  | 109                    | 178               | 23 227        |
| Piped gas  | 15 335        | 575              | 955            | 1 806              | 1 825                | 1 539                | 2 803                | 2 182                | 2 053                | 865                  | 321                  | 180                    | 231               | 23 450        |
| Bottled gas  | 951           | 21               | 54             | 103                | 157                  | 106                  | 202                  | 124                  | 120                  | 37                   | 17                   | 4                      | 6                 | 21 737        |
| Fuel oil   | 3 361         | 126              | 217            | 341                | 361                  | 336                  | 585                  | 500                  | 443                  | 226                  | 95                   | 37                     | 93                | 25 103        |
| Kerosene or other liquid fuel                              | 216           | 3                | 29             | 23                 | 50                   | 26                   | 41                   | 24                   | 6                    | 1                    | 3                    | 2                      | 6                 | 15 450        |
| Coal or coke   | 21            | –                | 6              | –                  | –                    | 2                    | 9                    | –                    | 2                    | –                    | –                    | –                      | –                 | –             |
| Wood   | 270           | 11               | 15             | 34                 | 39                   | 15                   | 59                   | 50                   | 33                   | 6                    | 3                    | 1                      | 4                 | 23 548        |
| Solar energy   | 8             | –                | –              | –                  | –                    | 3                    | –                    | 2                    | 3                    | –                    | –                    | –                      | –                 | –             |
| Other  | 136           | 10               | 9              | 20                 | 24                   | 14                   | 20                   | 16                   | 8                    | 10                   | –                    | –                      | 6                 | 16 880        |



Table 4-20. **Income of Families and Primary Individuals by Selected Characteristics—Renter Occupied Units—Con.**

[Numbers in thousands. **Consistent with the 1990 Census.** ... means not applicable or sample too small. – means zero or rounds to zero]

| Characteristics                         | Total  | Zero to negative | \$1 to \$4,999 | \$5,000 to \$9,999 | \$10,000 to \$14,999 | \$15,000 to \$19,999 | \$20,000 to \$29,999 | \$30,000 to \$39,999 | \$40,000 to \$59,999 | \$60,000 to \$79,999 | \$80,000 to \$99,999 | \$100,000 to \$119,999 | \$120,000 or more | Median |
|---|--------|------------------|----------------|--------------------|----------------------|----------------------|----------------------|----------------------|----------------------|----------------------|----------------------|------------------------|-------------------|--------|
| <b>Rent Reductions</b>                  |        |                  |                |                    |                      |                      |                      |                      |                      |                      |                      |                        |                   |        |
| No subsidy .....                        | 26 942 | 886              | 1 341          | 2 286              | 3 007                | 2 735                | 5 340                | 4 465                | 3 832                | 1 659                | 623                  | 299                    | 469               | 26 022 |
| Rent control .....                      | 884    | 27               | 63             | 46                 | 77                   | 58                   | 109                  | 153                  | 158                  | 82                   | 43                   | 29                     | 39                | 34 043 |
| No rent control .....                   | 26 023 | 859              | 1 278          | 2 224              | 2 927                | 2 677                | 5 230                | 4 301                | 3 672                | 1 577                | 578                  | 270                    | 429               | 25 824 |
| Reduced by owner .....                  | 1 851  | 53               | 99             | 210                | 255                  | 168                  | 384                  | 260                  | 243                  | 73                   | 54                   | 23                     | 30                | 23 666 |
| Not reduced by owner .....              | 24 054 | 794              | 1 168          | 1 994              | 2 663                | 2 502                | 4 821                | 4 027                | 3 419                | 1 501                | 524                  | 242                    | 398               | 26 028 |
| Owner reduction not reported .....      | 117    | 12               | 11             | 20                 | 9                    | 7                    | 25                   | 14                   | 10                   | 3                    | –                    | 5                      | 1                 | 19 592 |
| Rent control not reported .....         | 36     | –                | –              | 16                 | 2                    | –                    | 1                    | 11                   | 3                    | –                    | 2                    | –                      | –                 | ...    |
| Owned by public housing authority ..... | 1 865  | 76               | 349            | 636                | 391                  | 165                  | 159                  | 42                   | 27                   | 13                   | 3                    | 2                      | –                 | 8 990  |
| Government subsidy .....                | 2 062  | 85               | 289            | 637                | 399                  | 225                  | 229                  | 96                   | 71                   | 24                   | 1                    | 3                      | 3                 | 10 249 |
| Other, income verification .....        | 2 277  | 78               | 143            | 209                | 245                  | 236                  | 509                  | 294                  | 289                  | 140                  | 58                   | 26                     | 50                | 24 473 |
| Subsidy not reported .....              | 862    | 105              | 66             | 118                | 79                   | 77                   | 152                  | 122                  | 53                   | 54                   | 10                   | 10                     | 15                | 19 105 |

<sup>1</sup>For mobile homes, oldest category is 1939 or earlier.

<sup>2</sup>Beginning with 1989 this item uses current income in its calculation, see Appendix A.

<sup>3</sup>May reflect a temporary situation, living off savings, or response error.







**Table 4-23. Type of Structure and Heating Degree Days by Cost of Utilities—Renter Occupied**

[Numbers in thousands. Consistent with the 1990 Census. ... means not applicable or sample too small. – means zero or rounds to zero]

| Characteristics  | Total         |   |  |  |   |   | Single family |   |  |  |   |   |
|--|---------------|---|--|--|---|---|---------------|---|--|--|---|---|
|  | Total         | Less than 2,000 CDD and More than 7,000 HDD | Less than 2,000 CDD and 5,500 to 7,000 HDD | Less than 2,000 CDD and 4,000 to 5,499 HDD | Less than 2,000 CDD and Less than 4,000 HDD | More than 2,000 CDD and Less than 4,000 HDD | Total         | More than 2,000 CDD and Less than 7,000 HDD | Less than 2,000 CDD and 5,500 to 7,000 HDD | Less than 2,000 CDD and 4,000 to 5,499 HDD | Less than 2,000 CDD and Less than 4,000 HDD | More than 2,000 CDD and Less than 4,000 HDD |
| <b>1 Total .....</b>                                   | <b>34 007</b> | <b>3 170</b>                                | <b>8 448</b>                               | <b>7 902</b>                               | <b>7 767</b>                                | <b>6 721</b>                                | <b>11 530</b> | <b>965</b>                                  | <b>2 355</b>                               | <b>2 566</b>                               | <b>3 075</b>                                | <b>2 569</b>                                |
| <b>Monthly Housing Costs</b>                           |               |   |  |  |   |   |               |   |  |  |   |   |
| 2 Less than \$100 .....                                | 401           | 36  | 99   | 78   | 104   | 84  | 63            | 10  | 12   | 11   | 15  | 15  |
| 3 \$100 to \$199 .....                                 | 1 509         | 220   | 408  | 343  | 316   | 222   | 342           | 37  | 81   | 71   | 73  | 80  |
| 4 \$200 to \$249 .....                                 | 786           | 104   | 215  | 149  | 131   | 186   | 189           | 23  | 25   | 29   | 47  | 65  |
| 5 \$250 to \$299 .....                                 | 1 034         | 135   | 293  | 229  | 169   | 208   | 331           | 29  | 60   | 80   | 74  | 87  |
| 6 \$300 to \$349 .....                                 | 1 444         | 149   | 406  | 357  | 231   | 301   | 441           | 49  | 87   | 98   | 82  | 126   |
| 7 \$350 to \$399 .....                                 | 1 896         | 229   | 513  | 406  | 403   | 345   | 561           | 52  | 135  | 134  | 120   | 120   |
| 8 \$400 to \$449 .....                                 | 2 159         | 217   | 636  | 458  | 353   | 496   | 633           | 58  | 125  | 125  | 140   | 186   |
| 9 \$450 to \$499 .....                                 | 2 495         | 231   | 658  | 524  | 540   | 541   | 701           | 52  | 165  | 156  | 167   | 161   |
| 10 \$500 to \$599 .....                                | 5 289         | 538   | 1 330                                      | 1 186                                      | 1 116                                       | 1 119                                       | 1 545         | 150   | 350  | 330  | 399   | 316   |
| 11 \$600 to \$699 .....                                | 4 554         | 370   | 1 181                                      | 1 043                                      | 1 023                                       | 936   | 1 397         | 117   | 326  | 320  | 342   | 292   |
| 12 \$700 to \$799 .....                                | 3 414         | 303   | 806  | 846  | 776   | 683   | 1 157         | 90  | 208  | 300  | 307   | 251   |
| 13 \$800 to \$999 .....                                | 3 681         | 273   | 784  | 927  | 1 027                                       | 670   | 1 399         | 96  | 270  | 292  | 445   | 296   |
| 14 \$1,000 to \$1,249 .....                            | 1 779         | 103   | 337  | 472  | 563   | 304   | 804           | 40  | 114  | 205  | 268   | 178   |
| 15 \$1,250 to \$1,499 .....                            | 652           | 32  | 106  | 180  | 268   | 66  | 309           | 19  | 30   | 75   | 135   | 49  |
| 16 \$1,500 or more .....                               | 813           | 38  | 173  | 234  | 288   | 81  | 359           | 13  | 60   | 76   | 168   | 41  |
| 17 No cash rent .....                                  | 2 100         | 192   | 503  | 470  | 457   | 478   | 1 300         | 131   | 309  | 264  | 291   | 305   |
| 18 <b>Median (excludes no cash rent) .....</b>         | <b>580</b>    | <b>531</b>                                  | <b>556</b>                                 | <b>599</b>                                 | <b>628</b>                                  | <b>566</b>                                  | <b>622</b>    | <b>572</b>                                  | <b>595</b>                                 | <b>637</b>                                 | <b>680</b>                                  | <b>592</b>                                  |
| <b>Monthly Cost Paid for Electricity</b>               |               |   |  |  |   |   |               |   |  |  |   |   |
| 19 Total used .....                                    | 33 966        | 3 165                                       | 8 431                                      | 7 890                                      | 7 760                                       | 6 720                                       | 11 517        | 962   | 2 350                                      | 2 566                                      | 3 070                                       | 2 569                                       |
| 20 Less than \$25 .....                                | 5 391         | 716   | 1 570                                      | 1 138                                      | 1 560                                       | 407   | 1 277         | 145   | 291  | 275  | 448   | 118   |
| 21 \$25 to \$49 .....                                  | 10 598        | 979   | 3 009                                      | 2 721                                      | 2 233                                       | 1 656                                       | 3 195         | 305   | 880  | 675  | 818   | 517   |
| 22 \$50 to \$74 .....                                  | 6 681         | 373   | 1 418                                      | 1 416                                      | 1 510                                       | 1 964                                       | 2 764         | 170   | 579  | 621  | 665   | 729   |
| 23 \$75 to \$99 .....                                  | 2 621         | 155   | 432  | 467  | 606   | 961   | 1 267         | 76  | 190  | 244  | 344   | 414   |
| 24 \$100 to \$149 .....                                | 1 885         | 9   | 258  | 381  | 427   | 727   | 1 093         | 54  | 117  | 239  | 262   | 421   |
| 25 \$150 to \$199 .....                                | 456           | 9   | 71   | 112  | 103   | 162   | 289           | 4   | 37   | 86   | 55  | 108   |
| 26 \$200 or more .....                                 | 322           | 35  | 64   | 101  | 57  | 64  | 150           | 10  | 14   | 51   | 35  | 39  |
| 27 <b>Median .....</b>                                 | <b>45</b>     | <b>37</b>                                   | <b>40</b>                                  | <b>44</b>                                  | <b>44</b>                                   | <b>62</b>                                   | <b>55</b>     | <b>44</b>                                   | <b>47</b>                                  | <b>56</b>                                  | <b>52</b>                                   | <b>68</b>                                   |
| 28 Included in rent, other fee, or obtained free ..... | 6 011         | 805   | 1 609                                      | 1 554                                      | 1 263                                       | 780   | 1 481         | 197   | 243  | 375  | 444   | 224   |
| 29 Main heating fuel .....                             | 13 372        | 865   | 2 037                                      | 2 756                                      | 3 267                                       | 4 446                                       | 3 472         | 125   | 405  | 748  | 935   | 1 260                                       |
| 30 Less than \$25 .....                                | 1 451         | 195   | 268  | 340  | 470   | 177   | 203           | 6   | 26   | 53   | 99  | 18  |
| 31 \$25 to \$49 .....                                  | 3 767         | 291   | 630  | 874  | 944   | 1 029                                       | 723           | 46  | 107  | 146  | 227   | 197   |
| 32 \$50 to \$74 .....                                  | 3 238         | 75  | 394  | 603  | 770   | 1 396                                       | 907           | 16  | 102  | 186  | 231   | 372   |
| 33 \$75 to \$99 .....                                  | 1 418         | 51  | 156  | 225  | 291   | 696   | 517           | 14  | 51   | 103  | 128   | 221   |
| 34 \$100 to \$149 .....                                | 1 056         | 32  | 118  | 178  | 217   | 512   | 493           | 8   | 46   | 98   | 94  | 248   |
| 35 \$150 to \$199 .....                                | 252           | 1   | 28   | 39   | 58  | 125   | 147           | —   | 17   | 25   | 26  | 79  |
| 36 \$200 or more .....                                 | 141           | 11  | 15   | 40   | 30  | 45  | 62            | 2   | 3  | 16   | 13  | 28  |
| 37 <b>Median .....</b>                                 | <b>53</b>     | <b>36</b>                                   | <b>46</b>                                  | <b>48</b>                                  | <b>49</b>                                   | <b>64</b>                                   | <b>67</b>     | <b>47</b>                                   | <b>61</b>                                  | <b>65</b>                                  | <b>59</b>                                   | <b>75</b>                                   |
| 38 Included in rent, other fee, or obtained free ..... | 2 049         | 210   | 429  | 458  | 487   | 466   | 421           | 32  | 53   | 122  | 117   | 97  |
| <b>Average Monthly Cost Paid for Fuel Oil</b>          |               |   |  |  |   |   |               |   |  |  |   |   |
| 39 Fuel oil used .....                                 | 6 064         | 636   | 2 088                                      | 2 232                                      | 619   | 489   | 1 554         | 197   | 391  | 503  | 272   | 190   |
| 40 Less than \$25 .....                                | 252           | 14  | 83   | 74   | 47  | 33  | 97            | 8   | 26   | 24   | 25  | 14  |
| 41 \$25 to \$49 .....                                  | 400           | 49  | 156  | 135  | 47  | 13  | 248           | 23  | 80   | 94   | 39  | 13  |
| 42 \$50 to \$74 .....                                  | 274           | 57  | 113  | 89   | 11  | 4   | 188           | 36  | 64   | 77   | 10  | 2   |
| 43 \$75 to \$99 .....                                  | 100           | 13  | 48   | 32   | 4   | 3   | 71            | 7   | 35   | 25   | 4   | —   |
| 44 \$100 to \$149 .....                                | 62            | 19  | 23   | 13   | 3   | 4   | 45            | 17  | 14   | 11   | 1   | 2   |
| 45 \$150 to \$199 .....                                | 20            | —   | 5  | 13   | —   | 2   | 8             | —   | 5  | 3  | —   | 2   |
| 46 \$200 or more .....                                 | 10            | 4   | 2  | 2  | 3   | —   | 8             | 4   | —  | 2  | 3   | —   |
| 47 <b>Median .....</b>                                 | <b>44</b>     | <b>56</b>                                   | <b>46</b>                                  | <b>44</b>                                  | <b>31</b>                                   | <b>25-</b>                                  | <b>49</b>     | <b>61</b>                                   | <b>52</b>                                  | <b>50</b>                                  | <b>35</b>                                   | <b>30</b>                                   |
| 48 Included in rent, other fee, or obtained free ..... | 4 946         | 479   | 1 658                                      | 1 874                                      | 504   | 430   | 886           | 103   | 167  | 267  | 190   | 157   |
| <b>Monthly Cost Paid for Piped Gas</b>                 |               |   |  |  |   |   |               |   |  |  |   |   |
| 49 Piped gas used .....                                | 21 272        | 2 038                                       | 6 206                                      | 5 117                                      | 5 411                                       | 2 500                                       | 7 542         | 611   | 1 700                                      | 1 606                                      | 2 288                                       | 1 336                                       |
| 50 Less than \$25 .....                                | 6 309         | 315   | 1 151                                      | 1 449                                      | 2 303                                       | 1 092                                       | 2 036         | 119   | 208  | 322  | 832   | 556   |
| 51 \$25 to \$49 .....                                  | 4 565         | 454   | 1 365                                      | 943  | 1 119                                       | 685   | 2 254         | 182   | 516  | 420  | 647   | 490   |
| 52 \$50 to \$74 .....                                  | 1 671         | 187   | 757  | 350  | 261   | 116   | 968           | 96  | 370  | 234  | 177   | 90  |
| 53 \$75 to \$99 .....                                  | 657           | 58  | 357  | 136  | 82  | 24  | 378           | 24  | 199  | 88   | 52  | 16  |
| 54 \$100 to \$149 .....                                | 398           | 39  | 231  | 80   | 37  | 10  | 197           | 25  | 85   | 53   | 26  | 8   |
| 55 \$150 to \$199 .....                                | 138           | 4   | 54   | 40   | 27  | 13  | 70            | 4   | 19   | 18   | 21  | 8   |
| 56 \$200 or more .....                                 | 151           | 12  | 47   | 41   | 40  | 10  | 83            | 9   | 24   | 23   | 21  | 6   |
| 57 <b>Median .....</b>                                 | <b>28</b>     | <b>37</b>                                   | <b>40</b>                                  | <b>27</b>                                  | <b>25-</b>                                  | <b>25-</b>                                  | <b>36</b>     | <b>40</b>                                   | <b>49</b>                                  | <b>40</b>                                  | <b>27</b>                                   | <b>27</b>                                   |
| 58 Included in rent, other fee, or obtained free ..... | 7 384         | 969   | 2 244                                      | 2 079                                      | 1 541                                       | 551   | 1 555         | 152   | 279  | 449  | 512   | 163   |
| 59 Main heating fuel .....                             | 15 335        | 1 621                                       | 4 713                                      | 3 295                                      | 3 947                                       | 1 758                                       | 6 209         | 544   | 1 525                                      | 1 287                                      | 1 800                                       | 1 052                                       |
| 60 Less than \$25 .....                                | 4 084         | 238   | 726  | 783  | 1 611                                       | 727   | 1 509         | 94  | 174  | 215  | 611   | 415   |
| 61 \$25 to \$49 .....                                  | 3 780         | 399   | 1 157                                      | 742  | 936   | 546   | 1 959         | 163   | 478  | 370  | 547   | 401   |
| 62 \$50 to \$74 .....                                  | 1 492         | 154   | 700  | 302  | 233   | 102   | 908           | 91  | 357  | 215  | 163   | 82  |
| 63 \$75 to \$99 .....                                  | 606           | 55  | 334  | 128  | 68  | 21  | 352           | 24  | 186  | 84   | 42  | 16  |
| 64 \$100 to \$149 .....                                | 370           | 37  | 222  | 71   | 33  | 7   | 179           | 25  | 83   | 44   | 22  | 5   |
| 65 \$150 to \$199 .....                                | 99            | 2   | 39   | 26   | 20  | 13  | 60            | 2   | 19   | 17   | 14  | 8   |
| 66 \$200 or more .....                                 | 126           | 7   | 44   | 30   | 34  | 10  | 68            | 5   | 22   | 17   | 19  | 6   |
| 67 <b>Median .....</b>                                 | <b>33</b>     | <b>38</b>                                   | <b>44</b>                                  | <b>34</b>                                  | <b>25-</b>                                  | <b>25-</b>                                  | <b>38</b>     | <b>42</b>                                   | <b>51</b>                                  | <b>43</b>                                  | <b>29</b>                                   | <b>28</b>                                   |
| 68 Included in rent, other fee, or obtained free ..... | 4 779         | 729   | 1 491                                      | 1 214                                      | 1 013                                       | 332   | 1 175         | 140   | 206  | 327  | 382   | 120   |

# Units

| Total        | Mobile homes                                |  |  |   |   | Other         |   |  |  |   |   |           |
|--------------|---|--|--|---|---|---------------|---|--|--|---|---|-----------|
|              | Less than 2,000 CDD and More than 7,000 HDD | Less than 2,000 CDD and 5,500 to 7,000 HDD | Less than 2,000 CDD and 4,000 to 5,499 HDD | Less than 2,000 CDD and Less than 4,000 HDD | More than 2,000 CDD and Less than 4,000 HDD | Total         | Less than 2,000 CDD and More than 7,000 HDD | Less than 2,000 CDD and 5,500 to 7,000 HDD | Less than 2,000 CDD and 4,000 to 5,499 HDD | Less than 2,000 CDD and Less than 4,000 HDD | More than 2,000 CDD and Less than 4,000 HDD |           |
| <b>1 136</b> | <b>123</b>                                  | <b>172</b>                                 | <b>269</b>                                 | <b>279</b>                                  | <b>293</b>                                  | <b>21 341</b> | <b>2 081</b>                                | <b>5 921</b>                               | <b>5 067</b>                               | <b>4 413</b>                                | <b>3 859</b>                                | <b>1</b>  |
| 4            | —   | 3  | —  | 1   | —   | 334           | 26  | 84   | 66   | 88  | 70  | 2         |
| 40           | 4   | 4  | 11   | 18  | 2   | 1 127         | 179   | 323  | 261  | 224   | 140   | 3         |
| 53           | 5   | 9  | 11   | 9   | 18  | 544           | 76  | 181  | 109  | 76  | 102   | 4         |
| 75           | 14  | 17   | 18   | 10  | 16  | 628           | 92  | 216  | 131  | 85  | 105   | 5         |
| 106          | 8   | 8  | 20   | 30  | 30  | 897           | 92  | 312  | 219  | 129   | 145   | 6         |
| 137          | 19  | 23   | 28   | 44  | 24  | 1 198         | 158   | 355  | 244  | 239   | 202   | 7         |
| 95           | 8   | 16   | 18   | 17  | 35  | 1 431         | 152   | 495  | 315  | 196   | 274   | 8         |
| 115          | 6   | 20   | 25   | 32  | 32  | 1 679         | 173   | 473  | 343  | 342   | 348   | 9         |
| 135          | 20  | 12   | 10   | 47  | 47  | 3 609         | 368   | 969  | 846  | 671   | 755   | 10        |
| 100          | 12  | 24   | 16   | 23  | 24  | 3 057         | 241   | 830  | 707  | 658   | 621   | 11        |
| 26           | 8   | —  | 6  | 4   | 8   | 2 232         | 205   | 598  | 540  | 465   | 424   | 12        |
| 20           | 4   | —  | 7  | 9   | —   | 2 263         | 173   | 514  | 627  | 574   | 374   | 13        |
| 6            | 4   | 2  | —  | —   | —   | 969           | 59  | 221  | 267  | 295   | 127   | 14        |
| —            | —   | —  | —  | —   | —   | 343           | 12  | 77   | 105  | 132   | 17  | 15        |
| 14           | —   | 5  | —  | 2   | 6   | 441           | 25  | 107  | 158  | 117   | 34  | 16        |
| 210          | 12  | 28   | 77   | 42  | 50  | 590           | 50  | 166  | 128  | 123   | 123   | 17        |
| <b>425</b>   | <b>435</b>                                  | <b>425</b>                                 | <b>377</b>                                 | <b>444</b>                                  | <b>445</b>                                  | <b>570</b>    | <b>518</b>                                  | <b>545</b>                                 | <b>592</b>                                 | <b>615</b>                                  | <b>564</b>                                  | <b>18</b> |
| 1 136        | 123   | 172  | 269  | 279   | 292   | 21 314        | 2 079                                       | 5 909                                      | 5 056                                      | 4 411                                       | 3 859                                       | 19        |
| 103          | 10  | 25   | 33   | 13  | 22  | 4 012         | 561   | 1 254                                      | 830  | 1 100                                       | 267   | 20        |
| 330          | 55  | 65   | 90   | 60  | 60  | 7 072         | 618   | 2 064                                      | 1 956                                      | 1 356                                       | 1 079                                       | 21        |
| 308          | 24  | 33   | 74   | 107   | 69  | 3 609         | 179   | 807  | 720  | 738   | 1 166                                       | 22        |
| 136          | 12  | 19   | 34   | 23  | 49  | 1 218         | 67  | 223  | 190  | 239   | 498   | 23        |
| 113          | 8   | 18   | 13   | 40  | 34  | 680           | 30  | 122  | 129  | 126   | 273   | 24        |
| 35           | —   | —  | 6  | 9   | 20  | 132           | 5   | 34   | 19   | 39  | 34  | 25        |
| 7            | —   | —  | 4  | —   | —   | 165           | 25  | 47   | 46   | 22  | 25  | 26        |
| <b>57</b>    | <b>45</b>                                   | <b>47</b>                                  | <b>51</b>                                  | <b>62</b>                                   | <b>66</b>                                   | <b>41</b>     | <b>32</b>                                   | <b>37</b>                                  | <b>39</b>                                  | <b>38</b>                                   | <b>57</b>                                   | <b>27</b> |
| 104          | 14  | 9  | 14   | 28  | 39  | 4 426         | 594   | 1 357                                      | 1 166                                      | 792   | 517   | 28        |
| 436          | 14  | 43   | 121  | 125   | 133   | 9 464         | 726   | 1 590                                      | 1 887                                      | 2 208                                       | 3 053                                       | 29        |
| 31           | —   | 2  | 19   | 2   | 7   | 1 217         | 189   | 240  | 267  | 369   | 152   | 30        |
| 76           | 7   | 6  | 26   | 22  | 16  | 2 968         | 238   | 517  | 703  | 695   | 815   | 31        |
| 117          | 3   | 6  | 41   | 24  | 24  | 2 214         | 55  | 286  | 377  | 496   | 1 000                                       | 32        |
| 65           | 4   | 10   | 14   | 11  | 26  | 836           | 33  | 94   | 108  | 152   | 449   | 33        |
| 75           | —   | 18   | 10   | 25  | 21  | 488           | 24  | 54   | 70   | 98  | 243   | 34        |
| 26           | —   | —  | 2  | 9   | 15  | 79            | 1   | 12   | 12   | 24  | 31  | 35        |
| 2            | —   | —  | —  | —   | —   | 77            | 8   | 12   | 22   | 17  | 36  | 37        |
| <b>69</b>    | ...   | ...  | <b>57</b>                                  | <b>69</b>                                   | <b>82</b>                                   | <b>48</b>     | <b>34</b>                                   | <b>43</b>                                  | <b>43</b>                                  | <b>45</b>                                   | <b>60</b>                                   | <b>37</b> |
| 43           | —   | —  | 6  | 13  | 24  | 1 585         | 177   | 376  | 329  | 357   | 345   | 38        |
| 132          | 15  | 24   | 42   | 28  | 23  | 4 378         | 423   | 1 673                                      | 1 687                                      | 319   | 276   | 39        |
| 13           | 2   | —  | 4  | 4   | 2   | 142           | 5   | 57   | 46   | 18  | 17  | 40        |
| 42           | 2   | 14   | 23   | 2   | —   | 109           | 23  | 62   | 18   | 6   | —   | 41        |
| 8            | 2   | 6  | —  | —   | —   | 78            | 20  | 43   | 12   | 1   | 2   | 42        |
| —            | —   | —  | —  | —   | —   | 29            | 6   | 13   | 7  | —   | —   | 3         |
| —            | —   | —  | —  | —   | —   | 17            | 2   | 8  | 2  | 2   | 2   | 44        |
| —            | —   | —  | —  | —   | —   | 10            | —   | —  | 10   | —   | —   | 45        |
| —            | —   | —  | —  | —   | —   | 2             | —   | 2  | —  | —   | —   | 46        |
| <b>36</b>    | ...   | ...  | ...  | ...   | ...   | <b>37</b>     | <b>50</b>                                   | <b>39</b>                                  | <b>28</b>                                  | <b>25-</b>                                  | <b>25-</b>                                  | <b>47</b> |
| 69           | 8   | 4  | 14   | 22  | 21  | 3 991         | 368   | 1 487                                      | 1 592                                      | 292   | 252   | 48        |
| 364          | 62  | 74   | 57   | 81  | 90  | 13 366        | 1 364                                       | 4 432                                      | 3 454                                      | 3 042                                       | 1 074                                       | 49        |
| 126          | 14  | 13   | 20   | 22  | 57  | 4 147         | 182   | 930  | 1 107                                      | 1 449                                       | 478   | 50        |
| 112          | 29  | 32   | 16   | 28  | 7   | 2 199         | 243   | 817  | 507  | 444   | 188   | 51        |
| 32           | 3   | 6  | 11   | 8   | 4   | 671           | 88  | 381  | 105  | 76  | 21  | 52        |
| 13           | 2   | 9  | 2  | —   | —   | 265           | 32  | 149  | 46   | 30  | 8   | 53        |
| 5            | —   | 2  | —  | —   | —   | 196           | 14  | 144  | 25   | 11  | 2   | 54        |
| 3            | —   | —  | —  | —   | 3   | 64            | —   | 35   | 22   | 5   | 5   | 55        |
| —            | —   | —  | —  | —   | —   | 67            | —   | 23   | 18   | 19  | 5   | 56        |
| <b>29</b>    | <b>34</b>                                   | <b>39</b>                                  | <b>34</b>                                  | <b>31</b>                                   | <b>25-</b>                                  | <b>25-</b>    | <b>35</b>                                   | <b>34</b>                                  | <b>25-</b>                                 | <b>25-</b>                                  | <b>25-</b>                                  | <b>57</b> |
| 72           | 14  | 12   | 6  | 22  | 18  | 5 756         | 803   | 1 953                                      | 1 623                                      | 1 007                                       | 370   | 58        |
| 318          | 55  | 70   | 57   | 65  | 70  | 8 808         | 1 021                                       | 3 119                                      | 1 950                                      | 2 082                                       | 636   | 59        |
| 102          | 14  | 11   | 20   | 17  | 41  | 2 473         | 130   | 541  | 547  | 983   | 272   | 60        |
| 102          | 22  | 32   | 16   | 25  | 7   | 1 719         | 214   | 648  | 356  | 364   | 138   | 61        |
| 32           | 3   | 6  | 11   | 8   | 4   | 552           | 59  | 337  | 77   | 63  | 15  | 62        |
| 13           | 2   | 9  | 2  | —   | —   | 241           | 29  | 139  | 42   | 25  | 5   | 63        |
| 5            | —   | 2  | 2  | —   | —   | 186           | 12  | 136  | 25   | 11  | 2   | 64        |
| 3            | —   | —  | —  | —   | —   | 36            | —   | 19   | 9  | 5   | 2   | 65        |
| —            | —   | —  | —  | —   | 3   | 58            | —   | 3  | 23   | 13  | 5   | 66        |
| <b>32</b>    | <b>33</b>                                   | <b>40</b>                                  | <b>34</b>                                  | <b>33</b>                                   | <b>25-</b>                                  | <b>27</b>     | <b>36</b>                                   | <b>40</b>                                  | <b>25-</b>                                 | <b>25-</b>                                  | <b>25-</b>                                  | <b>67</b> |
| 61           | 14  | 10   | 6  | 15  | 15  | 3 543         | 574   | 1 276                                      | 882  | 615   | 196   | 68        |

**Table 4-24. Journey to Work—Renter Occupied Units**

[Numbers in thousands. Consistent with the 1990 Census. ... means not applicable or sample too small. – means zero or rounds to zero]

|    | Characteristics  | Total occupied units | Housing unit characteristics |              |                   |              | Household characteristics |              |                             |                    |                     |
|----|--|----------------------|------------------------------|--------------|-------------------|--------------|---------------------------|--------------|-----------------------------|--------------------|---------------------|
|    |  |                      | New construction 4 years     | Mobile homes | Physical problems |              | Black                     | Hispanic     | Elderly (65 years and over) | Moved in past year | Below poverty level |
|    |  |                      |                              |              | Severe            | Moderate     |                           |              |                             |                    |                     |
| 1  | All workers .....  | 35 470               | 1 162                        | 1 200        | 1 021             | 2 814        | 6 229                     | 6 308        | 819                         | 13 343             | 4 127               |
|    | <b>Principal Means of Transportation to Work Last Week</b>                 |                      |                              |              |                   |              |                           |              |                             |                    |                     |
| 2  | Drives self .....  | 24 034               | 902                          | 793          | 535               | 1 683        | 3 718                     | 3 329        | 474                         | 9 270              | 2 268               |
| 3  | Carpool .....  | 4 395                | 118                          | 196          | 112               | 364          | 785                       | 1 287        | 72                          | 1 859              | 627                 |
| 4  | 2-person .....   | 3 248                | 80                           | 130          | 85                | 274          | 583                       | 781          | 60                          | 1 362              | 448                 |
| 5  | 3-person .....   | 697                  | 28                           | 29           | 23                | 45           | 127                       | 290          | 7                           | 312                | 93                  |
| 6  | 4-or-more person .....   | 450                  | 10                           | 37           | 4                 | 45           | 75                        | 216          | 5                           | 184                | 86                  |
| 7  | Mass transportation .....  | 3 549                | 50                           | 8            | 222               | 329          | 1 217                     | 944          | 153                         | 992                | 605                 |
| 8  | Taxicab .....  | 89                   | –                            | 2            | –                 | 11           | 34                        | 12           | –                           | 25                 | 26                  |
| 9  | Bicycle or motorcycle .....  | 344                  | 5                            | 7            | 15                | 59           | 46                        | 51           | –                           | 143                | 61                  |
| 10 | Walks only .....   | 2 026                | 43                           | 99           | 107               | 231          | 316                       | 447          | 56                          | 780                | 411                 |
| 11 | Other means .....  | 415                  | 20                           | 70           | 13                | 88           | 49                        | 156          | 24                          | 124                | 49                  |
| 12 | Works at home .....  | 619                  | 23                           | 25           | 11                | 49           | 64                        | 82           | 39                          | 150                | 82                  |
|    | <b>Travel Time From Home to Work</b>                                       |                      |                              |              |                   |              |                           |              |                             |                    |                     |
| 13 | Less than 15 minutes .....   | 12 273               | 411                          | 484          | 301               | 1 032        | 1 874                     | 1 957        | 306                         | 4 881              | 1 558               |
| 14 | 15 to 29 minutes .....   | 11 547               | 400                          | 314          | 309               | 894          | 2 270                     | 1 960        | 205                         | 4 371              | 1 276               |
| 15 | 30 to 44 minutes .....   | 4 940                | 143                          | 154          | 191               | 333          | 925                       | 998          | 114                         | 1 788              | 476                 |
| 16 | 45 to 59 minutes .....   | 1 717                | 60                           | 49           | 62                | 127          | 353                       | 368          | 54                          | 614                | 186                 |
| 17 | 1 hour to 1 hour and 29 minutes .....                                      | 1 143                | 37                           | 28           | 31                | 114          | 267                       | 275          | 26                          | 369                | 153                 |
| 18 | 1 hour 30 minutes or more .....  | 443                  | 2                            | 11           | 23                | 54           | 134                       | 120          | 11                          | 140                | 87                  |
| 19 | Works at home .....  | 619                  | 23                           | 25           | 11                | 49           | 64                        | 82           | 39                          | 150                | 82                  |
| 20 | No fixed place of work .....   | 2 787                | 85                           | 136          | 93                | 210          | 343                       | 549          | 66                          | 1 030              | 310                 |
| 21 | <b>Median .....</b>  | <b>20</b>            | <b>19</b>                    | <b>17</b>    | <b>23</b>         | <b>19</b>    | <b>22</b>                 | <b>22</b>    | <b>19</b>                   | <b>19</b>          | <b>19</b>           |
|    | <b>Distance From Home to Work</b>  |                      |                              |              |                   |              |                           |              |                             |                    |                     |
| 22 | Less than 1 mile .....   | 2 089                | 64                           | 165          | 68                | 241          | 286                       | 435          | 72                          | 728                | 380                 |
| 23 | 1 to 4 miles .....   | 8 919                | 265                          | 228          | 285               | 826          | 1 631                     | 1 573        | 256                         | 3 461              | 1 269               |
| 24 | 5 to 9 miles .....   | 7 301                | 204                          | 137          | 239               | 501          | 1 411                     | 1 251        | 159                         | 2 806              | 816                 |
| 25 | 10 to 19 miles .....   | 8 286                | 330                          | 244          | 192               | 591          | 1 676                     | 1 443        | 138                         | 3 062              | 787                 |
| 26 | 20 to 29 miles .....   | 3 263                | 107                          | 152          | 67                | 219          | 492                       | 557          | 51                          | 1 243              | 244                 |
| 27 | 30 to 49 miles .....   | 1 757                | 65                           | 87           | 56                | 153          | 275                       | 329          | 38                          | 694                | 192                 |
| 28 | 50 miles or more .....   | 449                  | 19                           | 27           | 10                | 24           | 52                        | 89           | 2                           | 171                | 47                  |
| 29 | Works at home .....  | 619                  | 23                           | 25           | 11                | 49           | 64                        | 82           | 39                          | 150                | 82                  |
| 30 | No fixed place of work .....   | 2 787                | 85                           | 136          | 93                | 210          | 343                       | 549          | 66                          | 1 030              | 310                 |
| 31 | <b>Median .....</b>  | <b>8</b>             | <b>10</b>                    | <b>10</b>    | <b>7</b>          | <b>7</b>     | <b>9</b>                  | <b>8</b>     | <b>6</b>                    | <b>8</b>           | <b>6</b>            |
|    | <b>Departure Time to Work<sup>1</sup></b>                                  |                      |                              |              |                   |              |                           |              |                             |                    |                     |
| 32 | 12:00 a.m. to 2:59 a.m. ....   | 259                  | 4                            | 4            | 7                 | 26           | 62                        | 43           | 12                          | 96                 | 31                  |
| 33 | 3:00 a.m. to 5:59 a.m. ....  | 3 449                | 84                           | 200          | 82                | 310          | 608                       | 852          | 55                          | 1 217              | 378                 |
| 34 | 6:00 a.m. to 6:59 a.m. ....  | 5 781                | 156                          | 239          | 159               | 440          | 1 000                     | 1 261        | 125                         | 2 249              | 596                 |
| 35 | 7:00 a.m. to 7:29 a.m. ....  | 4 628                | 167                          | 129          | 105               | 336          | 771                       | 815          | 97                          | 1 626              | 412                 |
| 36 | 7:30 a.m. to 7:59 a.m. ....  | 4 288                | 187                          | 132          | 122               | 317          | 705                       | 616          | 78                          | 1 617              | 417                 |
| 37 | 8:00 a.m. to 8:29 a.m. ....  | 3 702                | 95                           | 185          | 120               | 277          | 561                       | 722          | 73                          | 1 284              | 343                 |
| 38 | 8:30 a.m. to 8:59 a.m. ....  | 1 750                | 73                           | 31           | 44                | 152          | 301                       | 232          | 44                          | 660                | 230                 |
| 39 | 9:00 a.m. to 9:59 a.m. ....  | 1 959                | 107                          | 34           | 57                | 153          | 299                       | 320          | 65                          | 731                | 287                 |
| 40 | 10:00 a.m. to 3:59 p.m. ....   | 3 980                | 115                          | 120          | 136               | 358          | 856                       | 639          | 96                          | 1 728              | 618                 |
| 41 | 4:00 p.m. to 11:59 p.m. ....   | 2 490                | 85                           | 57           | 74                | 217          | 526                       | 352          | 47                          | 1 080              | 386                 |
| 42 | Not reported .....   | 2 563                | 67                           | 44           | 103               | 177          | 476                       | 373          | 87                          | 904                | 349                 |
| 43 | <b>Householders who worked last week .</b>                                 | <b>22 117</b>        | <b>722</b>                   | <b>686</b>   | <b>646</b>        | <b>1 757</b> | <b>4 238</b>              | <b>3 373</b> | <b>387</b>                  | <b>8 435</b>       | <b>2 770</b>        |
|    | <b>Principal Means of Transportation to Work Last Week for Householder</b> |                      |                              |              |                   |              |                           |              |                             |                    |                     |
| 44 | Drives self .....  | 15 815               | 588                          | 488          | 371               | 1 119        | 2 726                     | 1 989        | 246                         | 6 189              | 1 617               |
| 45 | Carpool .....  | 2 194                | 80                           | 103          | 69                | 203          | 472                       | 571          | 22                          | 944                | 361                 |
| 46 | 2-person .....   | 1 607                | 49                           | 66           | 49                | 153          | 330                       | 359          | 18                          | 681                | 250                 |
| 47 | 3-person .....   | 371                  | 23                           | 21           | 17                | 26           | 94                        | 126          | 4                           | 165                | 55                  |
| 48 | 4-or-more-person .....   | 216                  | 8                            | 16           | 3                 | 24           | 49                        | 87           | –                           | 98                 | 55                  |
| 49 | Mass transportation .....  | 2 024                | 11                           | 3            | 122               | 194          | 723                       | 465          | 53                          | 579                | 370                 |
| 50 | Taxicab .....  | 61                   | –                            | –            | –                 | 11           | 24                        | 10           | –                           | 17                 | 22                  |
| 51 | Bicycle or motorcycle .....  | 189                  | 5                            | 2            | 9                 | 33           | 20                        | 27           | –                           | 80                 | 37                  |
| 52 | Walks only .....   | 1 265                | 21                           | 66           | 66                | 142          | 208                       | 237          | 33                          | 486                | 263                 |
| 53 | Other means .....  | 165                  | 2                            | 6            | 6                 | 16           | 23                        | 29           | 6                           | 40                 | 33                  |
| 54 | Works at home .....  | 404                  | 15                           | 19           | 3                 | 39           | 41                        | 44           | 26                          | 100                | 67                  |
|    | <b>Travel Time From Home to Work for Householder</b>                       |                      |                              |              |                   |              |                           |              |                             |                    |                     |
| 55 | Less than 15 minutes .....   | 7 776                | 258                          | 278          | 186               | 633          | 1 292                     | 1 046        | 186                         | 3 153              | 1 095               |
| 56 | 15 to 29 minutes .....   | 7 288                | 233                          | 162          | 212               | 558          | 1 636                     | 1 108        | 84                          | 2 771              | 866                 |
| 57 | 30 to 44 minutes .....   | 3 022                | 95                           | 87           | 95                | 216          | 577                       | 530          | 36                          | 1 144              | 290                 |
| 58 | 45 to 59 minutes .....   | 1 030                | 38                           | 37           | 43                | 73           | 222                       | 208          | 13                          | 346                | 104                 |
| 59 | 1 hour to 1 hour and 29 minutes .....                                      | 630                  | 25                           | 16           | 16                | 65           | 172                       | 108          | 9                           | 209                | 94                  |
| 60 | 1 hour 30 minutes or more .....  | 252                  | 2                            | 3            | 20                | 30           | 78                        | 55           | 3                           | 80                 | 57                  |
| 61 | Works at home .....  | 404                  | 15                           | 19           | 3                 | 39           | 41                        | 44           | 26                          | 100                | 67                  |
| 62 | No fixed place of work .....   | 1 716                | 55                           | 84           | 70                | 143          | 219                       | 274          | 29                          | 633                | 197                 |
| 63 | <b>Median .....</b>  | <b>20</b>            | <b>19</b>                    | <b>16</b>    | <b>22</b>         | <b>19</b>    | <b>21</b>                 | <b>22</b>    | <b>15-</b>                  | <b>19</b>          | <b>18</b>           |
|    | <b>Distance From Home to Work for Householder</b>                          |                      |                              |              |                   |              |                           |              |                             |                    |                     |
| 64 | Less than 1 mile .....   | 1 316                | 39                           | 68           | 41                | 124          | 193                       | 212          | 50                          | 472                | 250                 |
| 65 | 1 to 4 miles .....   | 5 619                | 153                          | 144          | 169               | 514          | 1 108                     | 821          | 130                         | 2 216              | 896                 |
| 66 | 5 to 9 miles .....   | 4 582                | 114                          | 101          | 146               | 312          | 920                       | 710          | 67                          | 1 794              | 550                 |
| 67 | 10 to 19 miles .....   | 5 219                | 220                          | 132          | 138               | 359          | 1 198                     | 845          | 55                          | 1 941              | 523                 |
| 68 | 20 to 29 miles .....   | 1 949                | 66                           | 70           | 44                | 154          | 348                       | 261          | 18                          | 752                | 155                 |
| 69 | 30 to 49 miles .....   | 1 052                | 43                           | 54           | 25                | 96           | 171                       | 172          | 11                          | 419                | 105                 |
| 70 | 50 miles or more .....   | 261                  | 16                           | 14           | 9                 | 15           | 39                        | 34           | –                           | 106                | 26                  |
| 71 | Works at home .....  | 404                  | 15                           | 19           | 3                 | 39           | 41                        | 44           | 26                          | 100                | 67                  |
| 72 | No fixed place of work .....   | 1 716                | 55                           | 84           | 70                | 143          | 219                       | 274          | 29                          | 633                | 197                 |
| 73 | <b>Median .....</b>  | <b>8</b>             | <b>11</b>                    | <b>9</b>     | <b>8</b>          | <b>7</b>     | <b>9</b>                  | <b>8</b>     | <b>5</b>                    | <b>8</b>           | <b>6</b>            |

| Total occupied units | In MSAs        |         | Outside MSAs | Urban  |              | Rural |         |              | Regions   |         |        |       |    |
|----------------------|----------------|---------|--------------|--------|--------------|-------|---------|--------------|-----------|---------|--------|-------|----|
|                      | Central cities | Suburbs |              | Total  | Outside MSAs | Total | Suburbs | Outside MSAs | Northeast | Midwest | South  | West  |    |
| 35 470               | 15 791         | 14 160  | 5 519        | 30 049 | 2 689        | 5 421 | 2 535   | 2 830        | 7 094     | 6 965   | 11 455 | 9 955 | 1  |
| 24 034               | 9 483          | 10 596  | 3 955        | 19 989 | 1 933        | 4 045 | 1 972   | 2 022        | 3 748     | 5 098   | 8 451  | 6 737 | 2  |
| 4 395                | 1 811          | 1 783   | 802          | 3 623  | 376          | 772   | 344     | 426          | 627       | 806     | 1 528  | 1 434 | 3  |
| 3 248                | 1 299          | 1 393   | 555          | 2 688  | 262          | 560   | 264     | 293          | 478       | 589     | 1 159  | 1 022 | 4  |
| 697                  | 313            | 250     | 134          | 574    | 60           | 123   | 49      | 75           | 94        | 119     | 210    | 273   | 5  |
| 450                  | 199            | 139     | 112          | 361    | 55           | 89    | 31      | 58           | 55        | 98      | 158    | 139   | 6  |
| 3 549                | 2 801          | 709     | 38           | 3 498  | 24           | 51    | 36      | 15           | 1 837     | 452     | 506    | 753   | 7  |
| 89                   | 46             | 22      | 21           | 89     | 60           | 5     | —       | —            | 41        | 11      | 33     | 4     | 8  |
| 344                  | 173            | 105     | 65           | 339    | 21           | 5     | —       | 5            | 52        | 43      | 58     | 191   | 9  |
| 2 026                | 1 113          | 537     | 376          | 1 731  | 184          | 295   | 102     | 193          | 627       | 394     | 515    | 491   | 10 |
| 415                  | 103            | 175     | 136          | 301    | 48           | 113   | 26      | 88           | 53        | 43      | 196    | 124   | 11 |
| 619                  | 261            | 233     | 126          | 480    | 43           | 139   | 55      | 82           | 110       | 119     | 170    | 220   | 12 |
| 12 273               | 5 074          | 4 526   | 2 673        | 10 372 | 1 597        | 1 901 | 816     | 1 076        | 2 120     | 2 763   | 4 098  | 3 292 | 13 |
| 11 547               | 5 364          | 4 804   | 1 379        | 9 957  | 540          | 1 591 | 725     | 839          | 2 081     | 2 236   | 3 995  | 3 235 | 14 |
| 4 940                | 2 318          | 2 140   | 482          | 4 178  | 168          | 762   | 442     | 314          | 1 272     | 830     | 1 471  | 1 366 | 15 |
| 1 717                | 830            | 695     | 192          | 1 442  | 63           | 275   | 129     | 532          | 1 562     | 265     | 469    | 451   | 16 |
| 1 143                | 558            | 447     | 138          | 977    | 45           | 167   | 73      | 93           | 347       | 167     | 257    | 373   | 17 |
| 443                  | 249            | 117     | 76           | 378    | 36           | 65    | 25      | 40           | 142       | 58      | 114    | 129   | 18 |
| 619                  | 261            | 233     | 126          | 480    | 43           | 139   | 55      | 82           | 110       | 119     | 170    | 220   | 19 |
| 2 787                | 1 136          | 1 199   | 452          | 2 266  | 196          | 521   | 258     | 256          | 489       | 528     | 881    | 889   | 20 |
| 20                   | 21             | 21      | 15-          | 20     | 15-          | 20    | 21      | 18           | 23        | 18      | 19     | 20    | 21 |
| 2 089                | 915            | 606     | 568          | 1 626  | 247          | 463   | 142     | 321          | 466       | 494     | 639    | 489   | 22 |
| 8 919                | 4 251          | 2 971   | 1 697        | 7 964  | 1 181        | 955   | 434     | 517          | 1 891     | 1 873   | 2 641  | 2 514 | 23 |
| 7 301                | 3 604          | 2 894   | 803          | 6 522  | 423          | 779   | 392     | 380          | 1 483     | 1 387   | 2 586  | 1 845 | 24 |
| 8 286                | 3 696          | 3 692   | 898          | 7 036  | 269          | 1 249 | 591     | 628          | 1 621     | 1 562   | 2 781  | 2 322 | 25 |
| 3 263                | 1 220          | 1 606   | 436          | 2 560  | 137          | 703   | 401     | 300          | 668       | 588     | 1 063  | 943   | 26 |
| 1 757                | 608            | 779     | 371          | 1 302  | 131          | 455   | 211     | 240          | 297       | 328     | 558    | 575   | 27 |
| 449                  | 101            | 182     | 167          | 293    | 62           | 156   | 52      | 105          | 69        | 86      | 137    | 158   | 28 |
| 619                  | 261            | 233     | 126          | 480    | 43           | 139   | 55      | 82           | 110       | 119     | 170    | 220   | 29 |
| 2 787                | 1 136          | 1 199   | 452          | 2 266  | 196          | 521   | 258     | 256          | 489       | 528     | 881    | 889   | 30 |
| 8                    | 8              | 10      | 6            | 8      | 4            | 11    | 12      | 10           | 8         | 8       | 9      | 9     | 31 |
| 259                  | 112            | 79      | 68           | 211    | 42           | 48    | 22      | 26           | 40        | 52      | 78     | 89    | 32 |
| 3 449                | 1 336          | 1 445   | 668          | 2 790  | 308          | 659   | 296     | 360          | 499       | 741     | 1 061  | 1 149 | 33 |
| 5 781                | 2 441          | 2 384   | 957          | 4 721  | 411          | 1 061 | 509     | 545          | 1 995     | 1 144   | 1 948  | 1 695 | 34 |
| 4 628                | 2 014          | 1 922   | 692          | 3 898  | 311          | 730   | 345     | 381          | 870       | 823     | 1 564  | 1 371 | 35 |
| 4 288                | 1 887          | 1 662   | 739          | 3 606  | 367          | 683   | 300     | 372          | 863       | 895     | 1 522  | 1 008 | 36 |
| 3 702                | 1 774          | 1 440   | 488          | 3 177  | 198          | 524   | 227     | 290          | 937       | 514     | 1 169  | 1 082 | 37 |
| 1 750                | 863            | 676     | 210          | 1 542  | 98           | 208   | 92      | 112          | 440       | 317     | 519    | 475   | 38 |
| 1 959                | 938            | 815     | 206          | 1 748  | 101          | 211   | 99      | 105          | 404       | 389     | 600    | 567   | 39 |
| 3 980                | 1 807          | 1 498   | 675          | 3 461  | 415          | 519   | 259     | 826          | 901       | 1 170   | 1 083  | 40    | 40 |
| 2 490                | 1 118          | 944     | 428          | 2 161  | 244          | 329   | 142     | 184          | 418       | 633     | 825    | 614   | 41 |
| 2 563                | 1 240          | 1 061   | 263          | 2 253  | 150          | 311   | 194     | 113          | 693       | 438     | 829    | 603   | 42 |
| 22 117               | 10 111         | 8 631   | 3 374        | 18 896 | 1 728        | 3 221 | 1 542   | 1 647        | 4 369     | 4 480   | 7 427  | 5 841 | 43 |
| 15 815               | 6 488          | 6 868   | 2 459        | 13 360 | 1 271        | 2 455 | 1 236   | 1 189        | 2 462     | 3 397   | 5 742  | 4 215 | 44 |
| 2 194                | 951            | 815     | 428          | 1 799  | 213          | 394   | 177     | 215          | 318       | 418     | 812    | 646   | 45 |
| 1 607                | 674            | 633     | 300          | 1 310  | 135          | 297   | 130     | 164          | 237       | 298     | 613    | 459   | 46 |
| 371                  | 172            | 130     | 69           | 315    | 44           | 56    | 31      | 25           | 58        | 71      | 114    | 129   | 47 |
| 216                  | 104            | 53      | 59           | 175    | 34           | 42    | 16      | 25           | 23        | 49      | 85     | 59    | 48 |
| 2 024                | 1 642          | 358     | 24           | 1 996  | 17           | 29    | 22      | 7            | 1 041     | 286     | 310    | 387   | 49 |
| 61                   | 31             | 17      | 13           | 61     | 13           | —     | —       | —            | 31        | 9       | 18     | 3     | 50 |
| 189                  | 95             | 51      | 42           | 187    | 40           | 2     | —       | 2            | 27        | 26      | 29     | 107   | 51 |
| 1 265                | 661            | 323     | 281          | 1 048  | 128          | 218   | 64      | 154          | 385       | 235     | 336    | 310   | 52 |
| 165                  | 58             | 60      | 48           | 136    | 29           | 30    | 11      | 19           | 33        | 24      | 68     | 40    | 53 |
| 404                  | 184            | 140     | 79           | 310    | 18           | 94    | 32      | 62           | 72        | 85      | 112    | 134   | 54 |
| 7 776                | 3 314          | 2 769   | 1 692        | 6 591  | 1 032        | 1 185 | 518     | 660          | 1 353     | 1 785   | 2 701  | 1 937 | 55 |
| 7 288                | 3 523          | 2 987   | 778          | 6 439  | 350          | 849   | 406     | 428          | 1 313     | 1 452   | 2 613  | 1 911 | 56 |
| 3 022                | 1 402          | 1 318   | 303          | 2 533  | 115          | 489   | 297     | 188          | 745       | 527     | 961    | 788   | 57 |
| 1 030                | 498            | 414     | 119          | 872    | 42           | 158   | 79      | 77           | 331       | 155     | 274    | 270   | 58 |
| 630                  | 309            | 241     | 81           | 536    | 25           | 95    | 38      | 56           | 188       | 109     | 131    | 203   | 59 |
| 252                  | 154            | 51      | 47           | 216    | 25           | 35    | 13      | 22           | 84        | 36      | 61     | 71    | 60 |
| 404                  | 184            | 140     | 79           | 310    | 18           | 94    | 32      | 62           | 72        | 85      | 112    | 134   | 61 |
| 1 716                | 728            | 712     | 275          | 1 399  | 122          | 317   | 158     | 154          | 283       | 331     | 573    | 528   | 62 |
| 20                   | 20             | 21      | 15-          | 20     | 15-          | 19    | 21      | 17           | 22        | 18      | 19     | 20    | 63 |
| 1 316                | 587            | 371     | 358          | 1 039  | 162          | 277   | 81      | 196          | 323       | 288     | 399    | 306   | 64 |
| 5 619                | 2 739          | 1 808   | 1 072        | 5 036  | 774          | 584   | 271     | 308          | 1 154     | 1 242   | 1 751  | 1 472 | 65 |
| 4 582                | 2 309          | 1 745   | 527          | 4 088  | 275          | 494   | 237     | 252          | 885       | 908     | 1 713  | 1 076 | 66 |
| 5 219                | 2 401          | 2 339   | 478          | 4 522  | 173          | 697   | 374     | 306          | 1 013     | 997     | 1 859  | 1 351 | 67 |
| 1 949                | 752            | 956     | 241          | 1 564  | 86           | 385   | 230     | 155          | 416       | 371     | 609    | 553   | 68 |
| 1 052                | 344            | 462     | 246          | 769    | 96           | 283   | 131     | 150          | 178       | 200     | 341    | 333   | 69 |
| 261                  | 66             | 99      | 97           | 170    | 32           | 91    | 27      | 64           | 46        | 59      | 69     | 87    | 70 |
| 404                  | 184            | 140     | 79           | 310    | 18           | 94    | 32      | 62           | 72        | 85      | 112    | 134   | 71 |
| 1 716                | 728            | 712     | 275          | 1 399  | 122          | 317   | 158     | 154          | 283       | 331     | 573    | 528   | 72 |
| 8                    | 8              | 10      | 6            | 8      | 4            | 11    | 12      | 9            | 8         | 8       | 9      | 9     | 73 |

**Table 4-24. Journey to Work—Renter Occupied Units—Con.**

[Numbers in thousands. Consistent with the 1990 Census. ... means not applicable or sample too small. – means zero or rounds to zero]

| Characteristics   | Total occupied units | Housing unit characteristics |              |                   |          | Household characteristics |          |                             |                    |                     |
|---|----------------------|------------------------------|--------------|-------------------|----------|---------------------------|----------|-----------------------------|--------------------|---------------------|
|   |                      | New construction 4 years     | Mobile homes | Physical problems |          | Black                     | Hispanic | Elderly (65 years and over) | Moved in past year | Below poverty level |
|   |                      |                              |              | Severe            | Moderate |                           |          |                             |                    |                     |
| <b>Departure Time to Work for Householder<sup>1</sup></b> |                      |                              |              |                   |          |                           |          |                             |                    |                     |
| 1 12:00 a.m. to 2:59 a.m. ....                            | 158                  | 4                            | –            | 6                 | 18       | 36                        | 23       | 5                           | 58                 | 19                  |
| 2 3:00 a.m. to 5:59 a.m. ....                             | 2 176                | 59                           | 115          | 56                | 175      | 410                       | 460      | 27                          | 760                | 251                 |
| 3 6:00 a.m. to 6:59 a.m. ....                             | 3 707                | 94                           | 132          | 99                | 299      | 706                       | 724      | 50                          | 1 466              | 411                 |
| 4 7:00 a.m. to 7:29 a.m. ....                             | 3 013                | 101                          | 93           | 58                | 239      | 572                       | 431      | 36                          | 1 070              | 286                 |
| 5 7:30 a.m. to 7:59 a.m. ....                             | 2 858                | 150                          | 79           | 83                | 200      | 516                       | 346      | 48                          | 1 116              | 291                 |
| 6 8:00 a.m. to 8:29 a.m. ....                             | 2 324                | 70                           | 83           | 87                | 145      | 380                       | 363      | 34                          | 816                | 231                 |
| 7 8:30 a.m. to 8:59 a.m. ....                             | 1 163                | 58                           | 19           | 32                | 119      | 191                       | 139      | 23                          | 423                | 176                 |
| 8 9:00 a.m. to 9:59 a.m. ....                             | 1 224                | 55                           | 19           | 30                | 97       | 192                       | 160      | 31                          | 486                | 197                 |
| 9 10:00 a.m. to 3:59 p.m. ....                            | 2 270                | 46                           | 61           | 86                | 208      | 555                       | 320      | 57                          | 988                | 374                 |
| 10 4:00 p.m. to 11:59 p.m. ....                           | 1 434                | 34                           | 37           | 48                | 135      | 352                       | 186      | 21                          | 635                | 258                 |
| 11 Not reported .....                                     | 1 385                | 37                           | 29           | 59                | 85       | 287                       | 177      | 27                          | 517                | 211                 |

<sup>1</sup>Does not add to total because those that worked at home were not included.

| Total occupied units | In MSAs        |         | Outside MSAs | Urban |              | Rural |         |              | Regions   |         |       |       |    |
|----------------------|----------------|---------|--------------|-------|--------------|-------|---------|--------------|-----------|---------|-------|-------|----|
|                      | Central cities | Suburbs |              | Total | Outside MSAs | Total | Suburbs | Outside MSAs | Northeast | Midwest | South | West  |    |
| 158                  | 74             | 46      | 39           | 134   | 28           | 24    | 13      | 11           | 23        | 28      | 58    | 49    | 1  |
| 2 176                | 850            | 875     | 451          | 1 771 | 225          | 405   | 177     | 226          | 299       | 505     | 682   | 690   | 2  |
| 3 707                | 1 609          | 1 524   | 574          | 3 081 | 268          | 626   | 316     | 306          | 682       | 733     | 1 280 | 1 011 | 3  |
| 3 013                | 1 341          | 1 217   | 456          | 2 535 | 200          | 478   | 220     | 256          | 549       | 565     | 1 052 | 848   | 4  |
| 2 858                | 1 311          | 1 087   | 461          | 2 437 | 245          | 422   | 204     | 216          | 575       | 623     | 1 000 | 661   | 5  |
| 2 324                | 1 132          | 926     | 266          | 2 019 | 114          | 305   | 148     | 152          | 607       | 341     | 741   | 634   | 6  |
| 1 163                | 585            | 456     | 121          | 1 048 | 75           | 115   | 64      | 46           | 278       | 217     | 369   | 298   | 7  |
| 1 224                | 597            | 479     | 149          | 1 093 | 80           | 132   | 57      | 69           | 241       | 266     | 387   | 330   | 8  |
| 2 270                | 1 060          | 789     | 421          | 1 994 | 263          | 276   | 117     | 157          | 466       | 518     | 717   | 568   | 9  |
| 1 434                | 693            | 509     | 232          | 1 269 | 142          | 166   | 74      | 90           | 233       | 369     | 501   | 333   | 10 |
| 1 385                | 675            | 584     | 126          | 1 206 | 69           | 179   | 120     | 57           | 344       | 229     | 527   | 285   | 11 |



**Table 4-25. Units in Structure by Selected Characteristics—Renter Occupied Units**

[Numbers in thousands. Consistent with the 1990 Census. ... means not applicable or sample too small. – means zero or rounds to zero]

| Characteristics                          | Total         | 1, detached  | 1, attached  | Multiunit     |              |              |              |              |              | Mobile homes |
|--|---------------|--------------|--------------|---------------|--------------|--------------|--------------|--------------|--------------|--------------|
|  |               |              |              | Total         | 2 to 4       | 5 to 9       | 10 to 19     | 20 to 49     | 50 or more   |              |
| <b>Total</b> .....                       | <b>34 007</b> | <b>8 065</b> | <b>3 465</b> | <b>21 341</b> | <b>7 105</b> | <b>4 378</b> | <b>4 059</b> | <b>3 002</b> | <b>2 797</b> | <b>1 136</b> |
| <b>Race and Origin</b>                   |               |              |              |               |              |              |              |              |              |              |
| White .....                              | 23 583        | 6 029        | 2 199        | 14 395        | 4 917        | 2 936        | 2 757        | 2 044        | 1 741        | 959          |
| Non-Hispanic .....                       | 20 175        | 5 300        | 1 857        | 12 145        | 4 212        | 2 443        | 2 360        | 1 644        | 1 487        | 873          |
| Hispanic .....                           | 3 408         | 730          | 342          | 2 250         | 706          | 494          | 397          | 400          | 254          | 86           |
| Black .....                              | 6 923         | 1 425        | 861          | 4 544         | 1 526        | 994          | 780          | 572          | 672          | 93           |
| American Indian, Eskimo, and Aleut ..... | 360           | 144          | 18           | 177           | 70           | 31           | 46           | 16           | 15           | 20           |
| Asian and Pacific Islander .....         | 1 483         | 217          | 156          | 1 098         | 254          | 218          | 254          | 169          | 203          | 12           |
| Other .....                              | 1 659         | 249          | 231          | 1 127         | 338          | 200          | 223          | 201          | 166          | 52           |
| Total Hispanic .....                     | 4 955         | 979          | 546          | 3 296         | 1 016        | 702          | 596          | 581          | 402          | 133          |
| <b>Cooperatives and Condominiums</b>     |               |              |              |               |              |              |              |              |              |              |
| Cooperatives .....                       | 222           | 7            | 40           | 175           | 25           | 31           | 14           | 20           | 85           | –            |
| Condominiums .....                       | 1 409         | 75           | 254          | 1 080         | 265          | 198          | 233          | 182          | 202          | –            |
| <b>Year Structure Built<sup>1</sup></b>  |               |              |              |               |              |              |              |              |              |              |
| 2000 to 2004 .....                       | –             | –            | –            | –             | –            | –            | –            | –            | –            | –            |
| 1995 to 1999 .....                       | 1 363         | 149          | 244          | 887           | 178          | 202          | 260          | 180          | 66           | 84           |
| 1990 to 1994 .....                       | 1 313         | 195          | 196          | 838           | 215          | 167          | 196          | 151          | 109          | 85           |
| 1985 to 1989 .....                       | 2 724         | 256          | 319          | 2 026         | 357          | 488          | 635          | 301          | 245          | 122          |
| 1980 to 1984 .....                       | 2 456         | 298          | 296          | 1 753         | 453          | 423          | 414          | 251          | 210          | 109          |
| 1975 to 1979 .....                       | 3 419         | 553          | 416          | 2 206         | 518          | 530          | 494          | 296          | 369          | 244          |
| 1970 to 1974 .....                       | 3 926         | 499          | 407          | 2 758         | 626          | 594          | 647          | 411          | 479          | 262          |
| 1960 to 1969 .....                       | 4 746         | 1 094        | 478          | 2 990         | 781          | 603          | 639          | 451          | 515          | 184          |
| 1950 to 1959 .....                       | 3 375         | 1 449        | 283          | 1 615         | 659          | 271          | 228          | 179          | 277          | 29           |
| 1940 to 1949 .....                       | 2 705         | 1 082        | 264          | 1 353         | 701          | 244          | 109          | 155          | 145          | 6            |
| 1930 to 1939 .....                       | 2 344         | 932          | 175          | 1 226         | 657          | 201          | 103          | 152          | 112          | 11           |
| 1920 to 1929 .....                       | 2 066         | 575          | 159          | 1 332         | 680          | 214          | 110          | 178          | 150          | –            |
| 1919 or earlier .....                    | 3 571         | 984          | 229          | 2 358         | 1 278        | 441          | 224          | 296          | 119          | –            |
| <b>Median</b> .....                      | <b>1966</b>   | <b>1953</b>  | <b>1972</b>  | <b>1969</b>   | <b>1954</b>  | <b>1972</b>  | <b>1975</b>  | <b>1971</b>  | <b>1971</b>  | <b>1977</b>  |
| <b>Rooms</b>                             |               |              |              |               |              |              |              |              |              |              |
| 1 room .....                             | 401           | 25           | 20           | 356           | 30           | 81           | 38           | 113          | 94           | –            |
| 2 rooms .....                            | 943           | 58           | 73           | 806           | 171          | 136          | 125          | 170          | 204          | 6            |
| 3 rooms .....                            | 7 977         | 413          | 657          | 6 859         | 1 554        | 1 285        | 1 409        | 1 270        | 1 341        | 47           |
| 4 rooms .....                            | 12 068        | 1 633        | 1 387        | 8 454         | 2 989        | 1 929        | 1 756        | 1 021        | 759          | 595          |
| 5 rooms .....                            | 7 338         | 2 542        | 759          | 3 663         | 1 625        | 741          | 623          | 347          | 326          | 375          |
| 6 rooms .....                            | 3 488         | 1 972        | 423          | 1 020         | 624          | 183          | 90           | 72           | 52           | 72           |
| 7 rooms .....                            | 1 143         | 848          | 110          | 148           | 89           | 18           | 2            | 10           | 21           | 37           |
| 8 rooms .....                            | 401           | 367          | 18           | 12            | 6            | 3            | –            | –            | –            | 5            |
| 9 rooms .....                            | 137           | 123          | 6            | 8             | 6            | –            | –            | –            | –            | –            |
| 10 rooms or more .....                   | 110           | 84           | 11           | 15            | 11           | 2            | 2            | –            | –            | –            |
| <b>Bedrooms</b>                          |               |              |              |               |              |              |              |              |              |              |
| None .....                               | 814           | 38           | 55           | 721           | 86           | 146          | 100          | 198          | 191          | –            |
| 1 .....                                  | 10 255        | 607          | 857          | 8 726         | 2 061        | 1 652        | 1 804        | 1 547        | 1 662        | 65           |
| 2 .....                                  | 14 744        | 2 661        | 1 736        | 9 659         | 3 739        | 2 140        | 1 897        | 1 099        | 785          | 688          |
| 3 .....                                  | 6 733         | 3 693        | 702          | 1 994         | 1 087        | 398          | 228          | 140          | 142          | 343          |
| 4 or more .....                          | 1 461         | 1 067        | 114          | 241           | 133          | 42           | 31           | 18           | 17           | 40           |
| <b>Complete Bathrooms</b>                |               |              |              |               |              |              |              |              |              |              |
| None .....                               | 413           | 93           | 24           | 285           | 54           | 77           | 39           | 61           | 54           | 12           |
| 1 .....                                  | 24 188        | 4 783        | 2 139        | 16 623        | 5 834        | 3 267        | 2 891        | 2 377        | 2 254        | 643          |
| 1 and one-half .....                     | 3 446         | 1 048        | 587          | 1 675         | 639          | 375          | 327          | 147          | 186          | 136          |
| 2 or more .....                          | 5 960         | 2 142        | ...          | ...           | ...          | ...          | ...          | ...          | ...          | 345          |
| <b>Square Footage of Unit</b>            |               |              |              |               |              |              |              |              |              |              |
| Single detached and mobile homes .....   | 9 201         | 8 065        | ...          | ...           | ...          | ...          | ...          | ...          | ...          | 1 136        |
| Less than 500 .....                      | 264           | 194          | ...          | ...           | ...          | ...          | ...          | ...          | ...          | 70           |
| 500 to 749 .....                         | 807           | 524          | ...          | ...           | ...          | ...          | ...          | ...          | ...          | 282          |
| 750 to 999 .....                         | 1 964         | 1 032        | ...          | ...           | ...          | ...          | ...          | ...          | ...          | 332          |
| 1,000 to 1,499 .....                     | 2 788         | 2 520        | ...          | ...           | ...          | ...          | ...          | ...          | ...          | 268          |
| 1,500 to 1,999 .....                     | 1 611         | 1 557        | ...          | ...           | ...          | ...          | ...          | ...          | ...          | 54           |
| 2,000 to 2,499 .....                     | 638           | 624          | ...          | ...           | ...          | ...          | ...          | ...          | ...          | 14           |
| 2,500 to 2,999 .....                     | 254           | 254          | ...          | ...           | ...          | ...          | ...          | ...          | ...          | –            |
| 3,000 to 3,999 .....                     | 254           | 251          | ...          | ...           | ...          | ...          | ...          | ...          | ...          | 3            |
| 4,000 or more .....                      | 151           | 146          | ...          | ...           | ...          | ...          | ...          | ...          | ...          | 5            |
| Not reported .....                       | 1 070         | 963          | ...          | ...           | ...          | ...          | ...          | ...          | ...          | 107          |
| <b>Median</b> .....                      | <b>1 293</b>  | <b>1 357</b> | ...          | ...           | ...          | ...          | ...          | ...          | ...          | <b>872</b>   |
| <b>Persons per Room</b>                  |               |              |              |               |              |              |              |              |              |              |
| 0.50 or less .....                       | 21 099        | 4 591        | 2 095        | 13 796        | 4 463        | 2 800        | 2 758        | 1 878        | 1 896        | 617          |
| 0.51 to 1.00 .....                       | 11 242        | 3 066        | 1 196        | 6 522         | 2 280        | 1 384        | 1 162        | 924          | 771          | 458          |
| 1.01 to 1.50 .....                       | 1 346         | 339          | 136          | 811           | 297          | 160          | 124          | 139          | 91           | 61           |
| 1.51 or more .....                       | 320           | 70           | ...          | ...           | ...          | ...          | ...          | ...          | ...          | –            |
| <b>Square Feet per Person</b>            |               |              |              |               |              |              |              |              |              |              |
| Single detached and mobile homes .....   | 9 201         | 8 065        | ...          | ...           | ...          | ...          | ...          | ...          | ...          | 1 136        |
| Less than 200 .....                      | 523           | 395          | ...          | ...           | ...          | ...          | ...          | ...          | ...          | 128          |
| 200 to 299 .....                         | 1 142         | 934          | ...          | ...           | ...          | ...          | ...          | ...          | ...          | 207          |
| 300 to 399 .....                         | 1 219         | 1 009        | ...          | ...           | ...          | ...          | ...          | ...          | ...          | 209          |
| 400 to 499 .....                         | 993           | 903          | ...          | ...           | ...          | ...          | ...          | ...          | ...          | 91           |
| 500 to 599 .....                         | 827           | 763          | ...          | ...           | ...          | ...          | ...          | ...          | ...          | 64           |
| 600 to 699 .....                         | 668           | 606          | ...          | ...           | ...          | ...          | ...          | ...          | ...          | 63           |
| 700 to 799 .....                         | 477           | 419          | ...          | ...           | ...          | ...          | ...          | ...          | ...          | 58           |
| 800 to 899 .....                         | 417           | 366          | ...          | ...           | ...          | ...          | ...          | ...          | ...          | 52           |
| 900 to 999 .....                         | 364           | 310          | ...          | ...           | ...          | ...          | ...          | ...          | ...          | 55           |
| 1,000 to 1,499 .....                     | 888           | 799          | ...          | ...           | ...          | ...          | ...          | ...          | ...          | 89           |
| 1,500 or more .....                      | 613           | 599          | ...          | ...           | ...          | ...          | ...          | ...          | ...          | 14           |
| Not reported .....                       | 1 070         | 963          | ...          | ...           | ...          | ...          | ...          | ...          | ...          | 107          |
| <b>Median</b> .....                      | <b>523</b>    | <b>541</b>   | ...          | ...           | ...          | ...          | ...          | ...          | ...          | <b>386</b>   |

**Table 4-25. Units in Structure by Selected Characteristics—Renter Occupied Units—Con.**

[Numbers in thousands. Consistent with the 1990 Census. ... means not applicable or sample too small. — means zero or rounds to zero]

| Characteristics   | Total  | 1, detached | 1, attached | Multiunit |        |        |          |          |            | Mobile homes |
|---|--------|-------------|-------------|-----------|--------|--------|----------|----------|------------|--------------|
|   |        |             |             | Total     | 2 to 4 | 5 to 9 | 10 to 19 | 20 to 49 | 50 or more |              |
| <b>Equipment<sup>2</sup></b>                                    |        |             |             |           |        |        |          |          |            |              |
| Lacking complete kitchen facilities                             | 1 355  | 97          | 37          | 1 215     | 351    | 264    | 205      | 234      | 163        | 6            |
| With complete kitchen (sink, refrigerator, and oven or burners) | 32 652 | 7 968       | 3 428       | 20 126    | 6 755  | 4 114  | 3 854    | 2 769    | 2 634      | 1 130        |
| Kitchen sink  | 33 734 | 8 033       | 3 446       | 21 119    | 7 086  | 4 318  | 4 038    | 2 931    | 2 746      | 1 136        |
| Refrigerator  | 33 727 | 8 012       | 3 448       | 21 134    | 7 073  | 4 316  | 4 039    | 2 953    | 2 753      | 1 133        |
| Cooking stove or range  | 33 457 | 7 969       | 3 424       | 20 942    | 7 008  | 4 305  | 4 005    | 2 907    | 2 717      | 1 122        |
| Burners, no stove or range                                      | 84     | 4           | 15          | 60        | 25     | 8      | 12       | 7        | 8          | 5            |
| Microwave oven only   | 214    | 42          | 16          | 150       | 45     | 14     | 12       | 54       | 24         | 5            |
| Dishwasher  | 12 799 | 2 656       | 1 686       | 8 229     | 1 867  | 1 866  | 2 341    | 1 205    | 950        | 228          |
| Washing machine   | 15 403 | 6 469       | 1 892       | 6 238     | 2 837  | 1 268  | 1 841    | 582      | 371        | 804          |
| Clothes dryer   | 13 716 | 5 899       | 1 734       | 5 352     | 2 433  | 1 108  | 1 124    | 462      | 225        | 731          |
| Disposal in kitchen sink  | 13 685 | 2 095       | 1 840       | 9 633     | 2 002  | 2 273  | 2 594    | 1 533    | 1 232      | 117          |
| Trash compactor   | 703    | 109         | 89          | 495       | 103    | 94     | 95       | 80       | 123        | 10           |
| Air conditioning:   |        |             |             |           |        |        |          |          |            |              |
| Central   | 13 711 | 2 739       | 1 726       | 8 814     | 2 036  | 2 123  | 2 309    | 1 261    | 1 084      | 433          |
| Additional central  | 554    | 117         | 64          | 362       | 70     | 97     | 102      | 61       | 32         | 11           |
| 1 room unit   | 7 895  | 1 812       | 608         | 5 123     | 1 906  | 892    | 793      | 769      | 763        | 353          |
| 2 room units  | 2 502  | 868         | 193         | 1 358     | 645    | 191    | 151      | 175      | 196        | 83           |
| 3 room units or more  | 650    | 291         | 56          | 295       | 147    | 31     | 34       | 19       | 65         | 8            |
| <b>Main Heating Equipment</b>                                   |        |             |             |           |        |        |          |          |            |              |
| Warm-air furnace  | 17 117 | 4 537       | 2 037       | 9 701     | 3 376  | 2 112  | 2 006    | 1 170    | 1 037      | 842          |
| Steam or hot water system                                       | 5 572  | 464         | 320         | 4 783     | 1 559  | 756    | 587      | 857      | 1 025      | 5            |
| Electric heat pump  | 3 183  | 474         | 402         | 2 220     | 445    | 582    | 639      | 343      | 211        | 86           |
| Built-in electric units   | 2 654  | 388         | 224         | 2 017     | 586    | 406    | 434      | 316      | 275        | 25           |
| Floor, wall, or other built-in hot-air units without ducts      | 2 907  | 872         | 297         | 1 689     | 643    | 347    | 296      | 222      | 181        | 49           |
| Room heaters with flue  | 685    | 362         | 45          | 265       | 150    | 51     | 30       | 24       | 10         | 12           |
| Room heaters without flue                                       | 723    | 487         | 26          | 165       | 127    | 16     | 12       | 8        | 2          | 46           |
| Portable electric heaters                                       | 345    | 123         | 42          | 146       | 88     | 32     | 9        | 13       | 4          | 35           |
| Stoves  | 199    | 173         | 5           | 10        | 10     | —      | —        | —        | —          | 11           |
| Fireplaces with inserts   | 17     | 8           | 2           | 7         | —      | —      | —        | —        | —          | —            |
| Fireplaces without inserts                                      | 22     | 13          | 6           | 3         | 3      | —      | —        | —        | —          | —            |
| Other   | 176    | 46          | 28          | 94        | 26     | 16     | 15       | 18       | 19         | 7            |
| Cooking stove   | 68     | 19          | 3           | 47        | 28     | 18     | —        | —        | —          | —            |
| None  | 338    | 100         | 26          | 194       | 64     | 43     | 29       | 31       | 27         | 18           |
| <b>Plumbing</b>   |        |             |             |           |        |        |          |          |            |              |
| With all plumbing facilities                                    | 33 231 | 7 910       | 3 439       | 20 759    | 6 948  | 4 230  | 3 970    | 2 907    | 2 704      | 1 124        |
| Lacking some or all plumbing facilities <sup>2</sup>            | 776    | 155         | 26          | 582       | 158    | 148    | 89       | 95       | 92         | 12           |
| No hot piped water  | 188    | 57          | 9           | 118       | 15     | 46     | 8        | 26       | 24         | 4            |
| No bathtub and no shower  | 198    | 48          | 5           | 144       | 15     | 49     | 18       | 32       | 30         | 2            |
| No flush toilet   | 188    | 41          | 5           | 141       | 12     | 49     | 18       | 32       | 30         | 2            |
| No exclusive use  | 550    | 90          | 17          | 435       | 142    | 94     | 74       | 64       | 62         | 8            |
| <b>Primary Source of Water</b>                                  |        |             |             |           |        |        |          |          |            |              |
| Public system or private company                                | 32 552 | 7 046       | 3 420       | 21 210    | 6 989  | 4 372  | 4 057    | 2 997    | 2 794      | 876          |
| Well serving 1 to 5 units                                       | 1 360  | 960         | 39          | 112       | 111    | 1      | —        | —        | —          | 249          |
| Drilled   | 1 036  | 713         | 36          | 88        | 86     | 1      | —        | —        | —          | 200          |
| Dug   | 156    | 131         | 3           | —         | —      | —      | —        | —        | —          | 22           |
| Not reported  | 167    | 115         | —           | 24        | 24     | —      | —        | —        | —          | 28           |
| Other   | 95     | 59          | 6           | 20        | 6      | 4      | 2        | 5        | 3          | 10           |
| <b>Units Using Each Fuel<sup>2</sup></b>                        |        |             |             |           |        |        |          |          |            |              |
| Electricity   | 33 966 | 8 053       | 3 464       | 21 314    | 7 092  | 4 375  | 4 059    | 2 995    | 2 792      | 1 136        |
| Piped gas   | 21 272 | 5 368       | 2 174       | 13 366    | 5 006  | 2 510  | 2 120    | 1 850    | 1 880      | 364          |
| Bottled gas   | 1 454  | 748         | 52          | 292       | 152    | 55     | 42       | 27       | 15         | 362          |
| Fuel oil  | 6 064  | 1 067       | 487         | 4 378     | 1 256  | 664    | 563      | 805      | 1 090      | 132          |
| Kerosene or other liquid fuel                                   | 410    | 225         | 19          | 55        | 31     | 6      | 11       | 4        | 3          | 110          |
| Coal or coke  | 25     | 15          | 2           | 8         | 6      | —      | —        | —        | —          | —            |
| Wood  | 1 422  | 863         | 95          | 392       | 164    | 77     | 95       | 43       | 14         | 73           |
| Solar energy  | 19     | 2           | —           | 16        | 5      | 3      | 3        | 3        | 4          | —            |
| Other   | 317    | 42          | 14          | 250       | 50     | 40     | 55       | 46       | 59         | 10           |
| All electric units  | 10 185 | 1 389       | 1 215       | 7 231     | 1 693  | 1 795  | 1 851    | 1 067    | 825        | 350          |
| <b>Selected Amenities<sup>2</sup></b>                           |        |             |             |           |        |        |          |          |            |              |
| Porch, deck, balcony, or patio                                  | 21 942 | 6 702       | 2 318       | 12 035    | 4 326  | 2 615  | 2 593    | 1 426    | 1 084      | 887          |
| Telephone available   | 31 791 | 7 627       | 3 148       | 19 988    | 6 656  | 4 067  | 3 823    | 2 797    | 2 645      | 1 029        |
| Usable fireplace  | 4 026  | 1 847       | 356         | 1 744     | 506    | 467    | 496      | 192      | 82         | 78           |
| Separate dining room  | 8 875  | 3 345       | 972         | 4 400     | 1 836  | 868    | 768      | 465      | 463        | 159          |
| With 2 or more living rooms or recreation rooms, etc.           | 2 157  | 1 453       | 191         | 463       | 257    | 63     | 81       | 31       | 30         | 51           |
| Garage or carport included with home                            | 10 612 | 4 577       | 1 106       | 4 752     | 1 808  | 915    | 828      | 562      | 639        | 176          |
| Not included  | 23 380 | 3 486       | 2 359       | 16 576    | 5 289  | 3 463  | 3 231    | 2 435    | 2 157      | 960          |
| Off-street parking included                                     | 18 311 | 2 928       | 1 841       | 12 637    | 3 840  | 2 892  | 2 821    | 1 710    | 1 374      | 905          |
| Off-street parking not reported                                 | 21     | —           | 1           | 20        | 5      | —      | 1        | —        | 14         | —            |
| Garage or carport not reported                                  | 15     | 2           | —           | 13        | 9      | —      | —        | 5        | —          | —            |
| <b>Selected Deficiencies<sup>2</sup></b>                        |        |             |             |           |        |        |          |          |            |              |
| Signs of rats in last 3 months                                  | 477    | 167         | 53          | 230       | 84     | 48     | 31       | 55       | 12         | 27           |
| Signs of mice in last 3 months                                  | 2 788  | 928         | 269         | 1 415     | 546    | 245    | 147      | 242      | 235        | 175          |
| Signs of rodents, not sure which kind in last 3 months          | 211    | 79          | 13          | 116       | 29     | 31     | 16       | 24       | 16         | 2            |
| Holes in floors   | 693    | 195         | 42          | 403       | 139    | 78     | 67       | 74       | 44         | 54           |
| Open cracks or holes (interior)                                 | 2 896  | 812         | 270         | 1 713     | 641    | 344    | 299      | 232      | 198        | 101          |
| Broken plaster or peeling paint (interior)                      | 1 566  | 439         | 150         | 914       | 336    | 151    | 129      | 173      | 125        | 64           |
| No electrical wiring  | 11     | 7           | —           | 5         | —      | —      | —        | 3        | 2          | —            |
| Exposed wiring  | 281    | 75          | 31          | 165       | 73     | 36     | 29       | 11       | 16         | 10           |
| Rooms without electric outlets                                  | 808    | 264         | 80          | 434       | 159    | 82     | 68       | 62       | 64         | 30           |
| <b>Selected Physical Problems</b>                               |        |             |             |           |        |        |          |          |            |              |
| Severe physical problems <sup>2</sup>                           | 1 184  | 250         | 57          | 852       | 233    | 182    | 127      | 160      | 150        | 24           |
| Plumbing  | 776    | 155         | 26          | 582       | 158    | 148    | 89       | 95       | 92         | 12           |
| Heating   | 323    | 69          | 26          | 217       | 47     | 26     | 33       | 57       | 54         | 11           |
| Electric  | 48     | 15          | 1           | 30        | 14     | 4      | —        | 7        | 4          | 2            |
| Upkeep  | 71     | 24          | 11          | 36        | 13     | 7      | 5        | 11       | —          | —            |
| Hallways  | 7      | —           | —           | 7         | 2      | 4      | —        | —        | —          | —            |
| Moderate physical problems <sup>2</sup>                         | 2 769  | 760         | 161         | 1 755     | 632    | 317    | 316      | 294      | 196        | 93           |
| Plumbing  | 134    | 42          | 18          | 69        | 14     | 15     | 22       | 11       | 7          | 5            |
| Heating   | 692    | 464         | 24          | 158       | 125    | 10     | 5        | 2        | 46         | 6            |
| Upkeep  | 829    | 261         | 95          | 437       | 164    | 59     | 79       | 89       | 46         | 36           |
| Hallways  | 121    | —           | —           | 121       | 44     | 27     | 28       | 16       | 6          | —            |
| Kitchen   | 1 176  | 65          | 35          | 1 070     | 331    | 216    | 192      | 195      | 136        | 5            |

**Table 4-25. Units in Structure by Selected Characteristics—Renter Occupied Units—Con.**

[Numbers in thousands. Consistent with the 1990 Census. ... means not applicable or sample too small. – means zero or rounds to zero]

| Characteristics                                    | Total  | 1, detached | 1, attached | Multiunit |        |        |          |          |            | Mobile homes |
|--|--------|-------------|-------------|-----------|--------|--------|----------|----------|------------|--------------|
|  |        |             |             | Total     | 2 to 4 | 5 to 9 | 10 to 19 | 20 to 49 | 50 or more |              |
| <b>Persons</b>                                     |        |             |             |           |        |        |          |          |            |              |
| 1 person .....                                     | 12 754 | 1 835       | 1 179       | 9 415     | 2 592  | 1 871  | 1 872    | 1 436    | 1 644      | 325          |
| 2 persons .....                                    | 9 294  | 2 103       | 959         | 5 944     | 2 070  | 1 236  | 1 205    | 828      | 605        | 288          |
| 3 persons .....                                    | 5 222  | 1 539       | 579         | 2 851     | 1 146  | 645    | 485      | 315      | 259        | 253          |
| 4 persons .....                                    | 3 832  | 1 287       | 444         | 1 932     | 766    | 386    | 346      | 268      | 167        | 168          |
| 5 persons .....                                    | 1 773  | 739         | 199         | 766       | 339    | 158    | 102      | 98       | 69         | 68           |
| 6 persons .....                                    | 721    | 342         | 66          | 295       | 117    | 60     | 37       | 46       | 36         | 18           |
| 7 persons or more .....                            | 411    | 220         | 38          | 138       | 76     | 22     | 13       | 11       | 17         | 16           |
| <b>Persons 65 Years Old and Over</b>               |        |             |             |           |        |        |          |          |            |              |
| None .....   | 29 403 | 7 177       | 3 099       | 18 111    | 6 264  | 3 919  | 3 645    | 2 489    | 1 795      | 1 016        |
| 1 person .....                                     | 3 887  | 699         | 306         | 2 779     | 697    | 401    | 353      | 451      | 877        | 104          |
| 2 persons or more .....                            | 717    | 189         | 61          | 451       | 145    | 57     | 62       | 62       | 124        | 17           |
| <b>Age of Householder</b>                          |        |             |             |           |        |        |          |          |            |              |
| Under 25 years .....                               | 4 716  | 712         | 523         | 3 328     | 1 118  | 766    | 780      | 428      | 236        | 152          |
| 25 to 29 .....                                     | 5 337  | 1 084       | 588         | 3 466     | 1 217  | 782    | 693      | 465      | 309        | 199          |
| 30 to 34 .....                                     | 4 712  | 1 168       | 503         | 2 854     | 994    | 666    | 580      | 366      | 248        | 187          |
| 35 to 44 .....                                     | 7 637  | 2 309       | 775         | 4 299     | 1 507  | 879    | 842      | 647      | 425        | 254          |
| 45 to 54 .....                                     | 4 825  | 1 354       | 481         | 2 842     | 952    | 563    | 549      | 418      | 359        | 149          |
| 55 to 64 .....                                     | 2 554  | 672         | 281         | 1 513     | 542    | 290    | 231      | 183      | 267        | 88           |
| 65 to 74 .....                                     | 1 912  | 340         | 150         | 1 357     | 384    | 198    | 224      | 214      | 337        | 64           |
| 75 years and over .....                            | 2 315  | 427         | 164         | 1 681     | 391    | 234    | 160      | 281      | 616        | 43           |
| Median .....                                       | 38     | 40          | 37          | 37        | 36     | 35     | 35       | 39       | 50         | 36           |
| <b>Household Composition by Age of Householder</b> |        |             |             |           |        |        |          |          |            |              |
| 2-or-more-person households .....                  | 21 253 | 6 230       | 2 286       | 11 927    | 4 514  | 2 507  | 2 187    | 1 566    | 1 153      | 811          |
| Married-couple families, no nonrelatives .....     | 9 513  | 3 303       | 1 021       | 4 801     | 1 811  | 938    | 857      | 693      | 502        | 388          |
| Under 25 years .....                               | 877    | 178         | 146         | 504       | 208    | 116    | 113      | 54       | 14         | 49           |
| 25 to 29 years .....                               | 1 593  | 450         | 173         | 894       | 351    | 174    | 185      | 127      | 58         | 75           |
| 30 to 34 years .....                               | 1 647  | 523         | 200         | 833       | 278    | 208    | 156      | 114      | 78         | 91           |
| 35 to 44 years .....                               | 2 505  | 1 105       | 228         | 1 100     | 418    | 211    | 178      | 189      | 103        | 72           |
| 45 to 64 years .....                               | 2 106  | 829         | 207         | 992       | 405    | 160    | 148      | 145      | 134        | 78           |
| 65 years and over .....                            | 785    | 217         | 67          | 477       | 151    | 68     | 78       | 65       | 116        | 23           |
| Other male householder .....                       | 4 039  | 1 062       | 363         | 2 432     | 876    | 508    | 505      | 328      | 215        | 182          |
| Under 45 years .....                               | 3 297  | 795         | 299         | 2 056     | 720    | 447    | 447      | 276      | 165        | 148          |
| 45 to 64 years .....                               | 621    | 233         | 56          | 300       | 120    | 57     | 45       | 45       | 34         | 32           |
| 65 years and over .....                            | 121    | 34          | 9           | 77        | 36     | 5      | 12       | 7        | 16         | 2            |
| Other female householder .....                     | 7 702  | 1 866       | 902         | 4 693     | 1 827  | 1 061  | 825      | 544      | 436        | 241          |
| Under 45 years .....                               | 5 920  | 1 335       | 708         | 3 673     | 1 407  | 868    | 675      | 430      | 292        | 204          |
| 45 to 64 years .....                               | 1 419  | 442         | 160         | 789       | 333    | 150    | 128      | 92       | 85         | 28           |
| 65 years and over .....                            | 363    | 89          | 33          | 232       | 86     | 42     | 21       | 23       | 59         | 9            |
| 1-person households .....                          | 12 754 | 1 835       | 1 179       | 9 415     | 2 592  | 1 871  | 1 872    | 1 436    | 1 644      | 325          |
| Male householder .....                             | 6 287  | 977         | 550         | 4 564     | 1 298  | 936    | 972      | 697      | 676        | 196          |
| Under 45 years .....                               | 3 827  | 567         | 341         | 2 807     | 851    | 617    | 655      | 397      | 287        | 112          |
| 45 to 64 years .....                               | 1 642  | 298         | 159         | 1 132     | 295    | 227    | 227      | 179      | 203        | 54           |
| 65 years and over .....                            | 818    | 112         | 50          | 625       | 152    | 91     | 75       | 121      | 186        | 30           |
| Female householder .....                           | 6 466  | 858         | 629         | 4 850     | 1 294  | 935    | 915      | 739      | 968        | 129          |
| Under 45 years .....                               | 2 735  | 319         | 295         | 2 080     | 603    | 451    | 486      | 319      | 221        | 41           |
| 45 to 64 years .....                               | 1 590  | 224         | 180         | 1 143     | 340    | 259    | 232      | 141      | 171        | 45           |
| 65 years and over .....                            | 2 141  | 315         | 154         | 1 628     | 350    | 226    | 197      | 279      | 576        | 43           |
| <b>Household Income</b>                            |        |             |             |           |        |        |          |          |            |              |
| Less than \$5,000 .....                            | 3 015  | 554         | 301         | 2 079     | 687    | 436    | 355      | 290      | 310        | 82           |
| \$5,000 to \$9,999 .....                           | 3 640  | 733         | 342         | 2 390     | 742    | 445    | 388      | 340      | 474        | 174          |
| \$10,000 to \$14,999 .....                         | 3 813  | 820         | 323         | 2 476     | 836    | 514    | 368      | 365      | 392        | 194          |
| \$15,000 to \$19,999 .....                         | 3 337  | 698         | 342         | 2 132     | 743    | 443    | 389      | 318      | 239        | 164          |
| \$20,000 to \$24,999 .....                         | 3 352  | 729         | 320         | 2 179     | 744    | 485    | 441      | 258      | 252        | 124          |
| \$25,000 to \$29,999 .....                         | 2 880  | 711         | 314         | 1 762     | 620    | 362    | 343      | 282      | 155        | 93           |
| \$30,000 to \$34,999 .....                         | 2 914  | 661         | 341         | 1 852     | 684    | 373    | 379      | 233      | 183        | 59           |
| \$35,000 to \$39,999 .....                         | 2 198  | 571         | 227         | 1 303     | 429    | 319    | 251      | 184      | 120        | 96           |
| \$40,000 to \$49,999 .....                         | 2 970  | 837         | 333         | 1 749     | 585    | 335    | 423      | 206      | 200        | 51           |
| \$50,000 to \$59,999 .....                         | 1 907  | 568         | 184         | 1 108     | 362    | 237    | 216      | 161      | 131        | 46           |
| \$60,000 to \$79,999 .....                         | 2 192  | 598         | 249         | 1 306     | 410    | 237    | 278      | 215      | 167        | 39           |
| \$80,000 to \$99,999 .....                         | 774    | 272         | 77          | 421       | 127    | 79     | 102      | 55       | 58         | 4            |
| \$100,000 to \$119,999 .....                       | 417    | 101         | 40          | 274       | 60     | 61     | 78       | 35       | 39         | 2            |
| \$120,000 or more .....                            | 600    | 212         | 72          | 310       | 76     | 51     | 47       | 59       | 76         | 6            |
| Median .....                                       | 24 772 | 28 502      | 26 675      | 23 657    | 23 656 | 23 617 | 26 288   | 23 627   | 19 643     | 18 584       |
| As percent of poverty level:                       |        |             |             |           |        |        |          |          |            |              |
| Less than 50 percent .....                         | 3 537  | 737         | 368         | 2 318     | 834    | 468    | 402      | 310      | 304        | 113          |
| 50 to 99 .....                                     | 4 451  | 1 030       | 447         | 2 752     | 865    | 558    | 432      | 407      | 491        | 222          |
| 100 to 149 .....                                   | 4 411  | 1 067       | 423         | 2 685     | 923    | 538    | 418      | 439      | 368        | 235          |
| 150 to 199 .....                                   | 4 025  | 959         | 367         | 2 535     | 904    | 559    | 467      | 305      | 300        | 164          |
| 200 percent or more .....                          | 17 582 | 4 271       | 1 859       | 11 051    | 3 580  | 2 255  | 2 341    | 1 542    | 1 334      | 402          |
| <b>Income of Families and Primary Individuals</b>  |        |             |             |           |        |        |          |          |            |              |
| Less than \$5,000 .....                            | 3 418  | 653         | 335         | 2 338     | 793    | 482    | 410      | 322      | 332        | 93           |
| \$5,000 to \$9,999 .....                           | 3 886  | 794         | 353         | 2 546     | 810    | 469    | 420      | 362      | 486        | 192          |
| \$10,000 to \$14,999 .....                         | 4 120  | 862         | 363         | 2 673     | 885    | 579    | 414      | 398      | 396        | 222          |
| \$15,000 to \$19,999 .....                         | 3 438  | 739         | 363         | 2 176     | 787    | 456    | 388      | 312      | 233        | 160          |
| \$20,000 to \$24,999 .....                         | 3 465  | 747         | 349         | 2 245     | 754    | 498    | 464      | 267      | 262        | 124          |
| \$25,000 to \$29,999 .....                         | 2 926  | 719         | 324         | 1 802     | 633    | 362    | 362      | 274      | 171        | 80           |
| \$30,000 to \$34,999 .....                         | 2 923  | 694         | 329         | 1 838     | 644    | 406    | 384      | 232      | 172        | 62           |
| \$35,000 to \$39,999 .....                         | 2 096  | 549         | 205         | 1 259     | 402    | 307    | 252      | 181      | 117        | 83           |
| \$40,000 to \$49,999 .....                         | 2 570  | 737         | 289         | 1 495     | 530    | 271    | 351      | 165      | 179        | 48           |
| \$50,000 to \$59,999 .....                         | 1 703  | 533         | 174         | 968       | 296    | 202    | 183      | 162      | 125        | 27           |
| \$60,000 to \$79,999 .....                         | 1 890  | 539         | 220         | 1 098     | 325    | 181    | 240      | 194      | 157        | 33           |
| \$80,000 to \$99,999 .....                         | 696    | 227         | 70          | 396       | 125    | 75     | 91       | 52       | 54         | 4            |
| \$100,000 to \$119,999 .....                       | 340    | 91          | 31          | 218       | 54     | 45     | 56       | 24       | 38         | -            |
| \$120,000 or more .....                            | 536    | 182         | 60          | 289       | 67     | 45     | 45       | 58       | 74         | 6            |
| Median .....                                       | 23 090 | 26 656      | 24 548      | 22 089    | 21 847 | 22 037 | 24 286   | 22 011   | 18 947     | 16 911       |

**Table 4-25. Units in Structure by Selected Characteristics—Renter Occupied Units—Con.**

[Numbers in thousands. Consistent with the 1990 Census. ... means not applicable or sample too small. – means zero or rounds to zero]

| Characteristics   | Total      | 1, detached | 1, attached | Multiunit  |            |            |            |            |            | Mobile homes |
|---|------------|-------------|-------------|------------|------------|------------|------------|------------|------------|--------------|
|   |            |             |             | Total      | 2 to 4     | 5 to 9     | 10 to 19   | 20 to 49   | 50 or more |              |
| <b>Monthly Housing Costs</b>  |            |             |             |            |            |            |            |            |            |              |
| Less than \$100 .....   | 401        | 37          | 26          | 334        | 108        | 79         | 55         | 33         | 59         | 4            |
| \$100 to \$199 .....  | 1 509      | 205         | 137         | 1 127      | 242        | 240        | 164        | 166        | 314        | 40           |
| \$200 to \$249 .....  | 786        | 144         | 45          | 544        | 210        | 112        | 76         | 44         | 102        | 53           |
| \$250 to \$299 .....  | 1 034      | 266         | 64          | 628        | 239        | 136        | 59         | 70         | 125        | 75           |
| \$300 to \$349 .....  | 1 444      | 330         | 111         | 897        | 392        | 212        | 117        | 76         | 99         | 106          |
| \$350 to \$399 .....  | 1 896      | 400         | 161         | 1 198      | 506        | 247        | 185        | 188        | 72         | 137          |
| \$400 to \$449 .....  | 2 159      | 463         | 170         | 1 431      | 597        | 276        | 294        | 149        | 116        | 95           |
| \$450 to \$499 .....  | 2 495      | 482         | 219         | 1 679      | 643        | 359        | 313        | 238        | 126        | 115          |
| \$500 to \$599 .....  | 5 289      | 1 019       | 526         | 3 609      | 1 217      | 766        | 765        | 505        | 357        | 135          |
| \$600 to \$699 .....  | 4 554      | 847         | 549         | 3 057      | 935        | 678        | 650        | 471        | 323        | 100          |
| \$700 to \$799 .....  | 3 414      | 735         | 421         | 2 232      | 610        | 503        | 514        | 318        | 286        | 26           |
| \$800 to \$999 .....  | 3 681      | 937         | 462         | 2 263      | 610        | 431        | 485        | 404        | 332        | 20           |
| \$1,000 to \$1,249 .....  | 1 779      | 584         | 219         | 969        | 272        | 155        | 197        | 168        | 177        | 6            |
| \$1,250 to \$1,499 .....  | 652        | 219         | 90          | 343        | 103        | 43         | 59         | 50         | 88         | –            |
| \$1,500 or more .....   | 813        | 281         | 77          | 441        | 148        | 45         | 45         | 56         | 146        | 14           |
| No cash rent .....  | 2 100      | 1 114       | 187         | 590        | 271        | 95         | 82         | 66         | 75         | 210          |
| <b>Median (excludes no cash rent) .....</b>                           | <b>580</b> | <b>615</b>  | <b>633</b>  | <b>570</b> | <b>539</b> | <b>563</b> | <b>595</b> | <b>600</b> | <b>598</b> | <b>425</b>   |
| <b>Monthly Housing Costs as Percent of Current Income<sup>3</sup></b> |            |             |             |            |            |            |            |            |            |              |
| Less than 5 percent .....   | 293        | 86          | 30          | 170        | 43         | 36         | 33         | 32         | 27         | 7            |
| 5 to 9 percent .....  | 1 203      | 339         | 95          | 715        | 215        | 160        | 125        | 110        | 104        | 54           |
| 10 to 14 percent .....  | 3 122      | 782         | 309         | 1 917      | 685        | 385        | 390        | 268        | 189        | 114          |
| 15 to 19 percent .....  | 4 226      | 969         | 447         | 2 700      | 961        | 546        | 540        | 348        | 305        | 110          |
| 20 to 24 percent .....  | 4 235      | 949         | 402         | 2 787      | 880        | 612        | 575        | 375        | 345        | 96           |
| 25 to 29 percent .....  | 3 562      | 656         | 366         | 2 472      | 728        | 573        | 477        | 341        | 353        | 69           |
| 30 to 34 percent .....  | 2 832      | 525         | 284         | 1 933      | 617        | 346        | 397        | 274        | 300        | 89           |
| 35 to 39 percent .....  | 2 067      | 448         | 217         | 1 368      | 457        | 301        | 257        | 187        | 166        | 34           |
| 40 to 49 percent .....  | 2 577      | 564         | 284         | 1 629      | 557        | 325        | 303        | 232        | 213        | 99           |
| 50 to 59 percent .....  | 1 608      | 371         | 188         | 987        | 340        | 187        | 161        | 156        | 144        | 61           |
| 60 to 69 percent .....  | 1 035      | 244         | 112         | 635        | 211        | 140        | 116        | 97         | 72         | 45           |
| 70 to 99 percent .....  | 1 552      | 349         | 168         | 984        | 330        | 196        | 173        | 150        | 134        | 52           |
| 100 percent or more <sup>4</sup> .....                                | 2 515      | 462         | 257         | 1 734      | 560        | 332        | 314        | 272        | 256        | 62           |
| Zero or negative income .....   | 1 079      | 207         | 120         | 719        | 251        | 144        | 117        | 93         | 114        | 33           |
| No cash rent .....  | 2 100      | 1 114       | 187         | 590        | 271        | 95         | 82         | 66         | 75         | 210          |
| <b>Median (excludes 2 previous lines) .....</b>                       | <b>28</b>  | <b>27</b>   | <b>29</b>   | <b>28</b>  | <b>28</b>  | <b>28</b>  | <b>28</b>  | <b>29</b>  | <b>30</b>  | <b>30</b>    |
| <b>Median (excludes 3 lines before medians) .....</b>                 | <b>27</b>  | <b>25</b>   | <b>27</b>   | <b>27</b>  | <b>27</b>  | <b>26</b>  | <b>26</b>  | <b>27</b>  | <b>28</b>  | <b>27</b>    |

<sup>1</sup>For mobile homes, oldest category is 1939 or earlier.

<sup>2</sup>Figures may not add to total because more than one category may apply to a unit.

<sup>3</sup>Beginning with 1989 this item uses current income in its calculation, see Appendix A.

<sup>4</sup>May reflect a temporary situation, living off savings, or response error.

**Table 5-1. Introductory Characteristics—Occupied Units With Black Householder**

[Numbers in thousands. Consistent with the 1990 Census. ... means not applicable or sample too small. — means zero or rounds to zero]

| Characteristics                                 | Total occupied units | Tenure       |              | Housing unit characteristics |              |                   |              | Household characteristics   |                    |                     |
|---|----------------------|--------------|--------------|------------------------------|--------------|-------------------|--------------|-----------------------------|--------------------|---------------------|
|   |                      | Owner        | Renter       | New construction 4 years     | Mobile homes | Physical problems |              | Elderly (65 years and over) | Moved in past year | Below poverty level |
|   |                      |              |              |                              |              | Severe            | Moderate     |                             |                    |                     |
| <b>1 Total</b> .....                            | <b>12 936</b>        | <b>6 013</b> | <b>6 923</b> | <b>625</b>                   | <b>586</b>   | <b>446</b>        | <b>1 241</b> | <b>2 001</b>                | <b>2 643</b>       | <b>3 399</b>        |
| <b>Tenure</b>                                   |                      |              |              |                              |              |                   |              |                             |                    |                     |
| 2 Owner occupied .....                          | 6 013                | 6 013        | ...          | 499                          | 493          | 104               | 439          | 1 354                       | 447                | 1 008               |
| 3 Percent of all occupied .....                 | 46.5                 | 100.0        | ...          | 79.9                         | 84.1         | 23.3              | 35.3         | 67.7                        | 16.9               | 29.6                |
| 4 Renter occupied .....                         | 6 923                | ...          | 6 923        | 125                          | 93           | 342               | 803          | 647                         | 2 197              | 2 391               |
| <b>Race and Origin</b>                          |                      |              |              |                              |              |                   |              |                             |                    |                     |
| 5 White .....                                   | ...                  | ...          | ...          | ...                          | ...          | ...               | ...          | ...                         | ...                | ...                 |
| 6 Non-Hispanic .....                            | ...                  | ...          | ...          | ...                          | ...          | ...               | ...          | ...                         | ...                | ...                 |
| 7 Hispanic .....                                | ...                  | ...          | ...          | ...                          | ...          | ...               | ...          | ...                         | ...                | ...                 |
| 8 Black .....                                   | 12 936               | 6 013        | 6 923        | 625                          | 586          | 446               | 1 241        | 2 001                       | 2 643              | 3 399               |
| 9 American Indian, Eskimo, and Aleut .....      | ...                  | ...          | ...          | ...                          | ...          | ...               | ...          | ...                         | ...                | ...                 |
| 10 Asian and Pacific Islander .....             | ...                  | ...          | ...          | ...                          | ...          | ...               | ...          | ...                         | ...                | ...                 |
| 11 Other .....                                  | ...                  | ...          | ...          | ...                          | ...          | ...               | ...          | ...                         | ...                | ...                 |
| 12 Total Hispanic .....                         | 235                  | 97           | 139          | 3                            | 5            | 10                | 19           | 33                          | 42                 | 58                  |
| <b>Units in Structure</b>                       |                      |              |              |                              |              |                   |              |                             |                    |                     |
| 13 1, detached .....                            | 6 076                | 4 650        | 1 425        | 247                          | ...          | 159               | 620          | 1 223                       | 686                | 1 270               |
| 14 1, attached .....                            | 1 411                | 551          | 861          | 44                           | ...          | 46                | 75           | 189                         | 382                | 345                 |
| 15 2 to 4 .....                                 | 1 728                | 202          | 1 526        | 46                           | ...          | 74                | 187          | 161                         | 470                | 596                 |
| 16 5 to 9 .....                                 | 1 022                | 28           | 994          | 9                            | ...          | 58                | 91           | 65                          | 351                | 327                 |
| 17 10 to 19 .....                               | 804                  | 24           | 780          | 19                           | ...          | 20                | 78           | 64                          | 315                | 213                 |
| 18 20 to 49 .....                               | 593                  | 20           | 572          | 18                           | ...          | 36                | 72           | 53                          | 193                | 159                 |
| 19 50 or more .....                             | 716                  | 44           | 672          | —                            | ...          | 46                | 69           | 171                         | 141                | 253                 |
| 20 Mobile home or trailer .....                 | 586                  | 493          | 93           | 242                          | 586          | 8                 | 49           | 74                          | 104                | 235                 |
| <b>Cooperatives and Condominiums</b>            |                      |              |              |                              |              |                   |              |                             |                    |                     |
| 21 Cooperatives .....                           | 99                   | 50           | 48           | —                            | —            | 1                 | 5            | 9                           | 11                 | 17                  |
| 22 Condominiums .....                           | 413                  | 178          | 235          | 24                           | —            | 11                | 19           | 50                          | 98                 | 102                 |
| <b>Year Structure Built<sup>1</sup></b>         |                      |              |              |                              |              |                   |              |                             |                    |                     |
| 23 2000 to 2004 .....                           | —                    | —            | —            | —                            | —            | —                 | —            | —                           | —                  | —                   |
| 24 1995 to 1999 .....                           | 734                  | 559          | 175          | 625                          | 242          | 6                 | 23           | 51                          | 218                | 154                 |
| 25 1990 to 1994 .....                           | 524                  | 339          | 185          | —                            | 81           | 4                 | 21           | 56                          | 99                 | 103                 |
| 26 1985 to 1989 .....                           | 754                  | 317          | 438          | ...                          | 64           | 11                | 41           | 57                          | 181                | 146                 |
| 27 1980 to 1984 .....                           | 767                  | 309          | 458          | ...                          | 51           | 13                | 45           | 84                          | 167                | 142                 |
| 28 1975 to 1979 .....                           | 960                  | 358          | 602          | ...                          | 48           | 36                | 45           | 92                          | 222                | 262                 |
| 29 1970 to 1974 .....                           | 1 382                | 560          | 821          | ...                          | 62           | 44                | 128          | 175                         | 337                | 397                 |
| 30 1960 to 1969 .....                           | 1 907                | 891          | 1 016        | ...                          | 15           | 66                | 154          | 329                         | 409                | 477                 |
| 31 1950 to 1959 .....                           | 1 674                | 838          | 836          | ...                          | 17           | 65                | 212          | 314                         | 288                | 444                 |
| 32 1940 to 1949 .....                           | 1 282                | 596          | 686          | ...                          | 1            | 47                | 157          | 228                         | 208                | 387                 |
| 33 1930 to 1939 .....                           | 1 073                | 489          | 584          | ...                          | 5            | 50                | 152          | 221                         | 195                | 330                 |
| 34 1920 to 1929 .....                           | 845                  | 355          | 490          | ...                          | —            | 44                | 111          | 154                         | 134                | 256                 |
| 35 1919 or earlier .....                        | 1 033                | 403          | 630          | ...                          | —            | 60                | 153          | 242                         | 185                | 300                 |
| 36 Median .....                                 | <b>1963</b>          | <b>1964</b>  | <b>1962</b>  | <b>1995+</b>                 | <b>1992</b>  | <b>1953</b>       | <b>1952</b>  | <b>1955</b>                 | <b>1968</b>        | <b>1960</b>         |
| <b>Metropolitan/Nonmetropolitan Areas</b>       |                      |              |              |                              |              |                   |              |                             |                    |                     |
| 37 Inside metropolitan statistical areas .....  | 11 137               | 4 933        | 6 204        | 416                          | 186          | 386               | 934          | 1 625                       | 2 368              | 2 745               |
| 38 In central cities .....                      | 7 117                | 2 706        | 4 411        | 78                           | 27           | 300               | 692          | 1 143                       | 1 441              | 2 006               |
| 39 Suburbs .....                                | 4 020                | 2 228        | 1 793        | 338                          | 159          | 86                | 243          | 482                         | 927                | 739                 |
| 40 Outside metropolitan statistical areas ..... | 1 799                | 1 080        | 719          | 209                          | 400          | 61                | 307          | 376                         | 276                | 654                 |
| <b>Regions</b>                                  |                      |              |              |                              |              |                   |              |                             |                    |                     |
| 41 Northeast .....                              | 2 334                | 844          | 1 491        | 28                           | 2            | 139               | 167          | 418                         | 342                | 514                 |
| 42 Midwest .....                                | 2 453                | 1 090        | 1 363        | 60                           | 13           | 73                | 140          | 367                         | 551                | 674                 |
| 43 South .....                                  | 6 927                | 3 592        | 3 335        | 509                          | 571          | 198               | 864          | 1 071                       | 1 493              | 1 944               |
| 44 West .....                                   | 1 222                | 487          | 735          | 27                           | —            | 36                | 71           | 146                         | 258                | 267                 |
| <b>Urbanized Areas</b>                          |                      |              |              |                              |              |                   |              |                             |                    |                     |
| 45 Inside urbanized areas .....                 | ...                  | ...          | ...          | ...                          | ...          | ...               | ...          | ...                         | ...                | ...                 |
| 46 In central cities of MSAs .....              | ...                  | ...          | ...          | ...                          | ...          | ...               | ...          | ...                         | ...                | ...                 |
| 47 Urban fringe .....                           | ...                  | ...          | ...          | ...                          | ...          | ...               | ...          | ...                         | ...                | ...                 |
| 48 Outside urbanized areas .....                | ...                  | ...          | ...          | ...                          | ...          | ...               | ...          | ...                         | ...                | ...                 |
| 49 Other urban .....                            | ...                  | ...          | ...          | ...                          | ...          | ...               | ...          | ...                         | ...                | ...                 |
| 50 Rural .....                                  | ...                  | ...          | ...          | ...                          | ...          | ...               | ...          | ...                         | ...                | ...                 |
| <b>Place Size</b>                               |                      |              |              |                              |              |                   |              |                             |                    |                     |
| 51 Less than 2,500 persons .....                | 194                  | 130          | 64           | 9                            | 27           | 9                 | 32           | 52                          | 22                 | 56                  |
| 52 2,500 to 9,999 persons .....                 | 669                  | 329          | 340          | 11                           | 22           | 9                 | 81           | 105                         | 138                | 188                 |
| 53 10,000 to 19,999 persons .....               | 914                  | 448          | 466          | 52                           | 48           | 37                | 84           | 142                         | 192                | 279                 |
| 54 20,000 to 49,999 persons .....               | 1 548                | 630          | 918          | 43                           | 5            | 57                | 158          | 213                         | 372                | 379                 |
| 55 50,000 to 99,999 persons .....               | 1 005                | 424          | 581          | 41                           | 8            | 26                | 95           | 119                         | 245                | 238                 |
| 56 100,000 to 249,999 persons .....             | 1 566                | 585          | 981          | 21                           | 13           | 61                | 155          | 216                         | 376                | 426                 |
| 57 250,000 to 499,999 persons .....             | 1 210                | 398          | 812          | 9                            | 3            | 26                | 75           | 154                         | 296                | 346                 |
| 58 500,000 to 999,999 persons .....             | 1 254                | 553          | 701          | 3                            | —            | 56                | 149          | 218                         | 243                | 367                 |
| 59 1,000,000 persons or more .....              | 2 123                | 797          | 1 325        | 16                           | —            | 112               | 175          | 400                         | 280                | 579                 |

<sup>1</sup>For mobile homes, oldest category is 1939 or earlier.

| Total occupied units | In MSAs        |         | Outside MSAs | Urban  |              | Rural |         |              | Regions   |         |       |       |    |
|----------------------|----------------|---------|--------------|--------|--------------|-------|---------|--------------|-----------|---------|-------|-------|----|
|                      | Central cities | Suburbs |              | Total  | Outside MSAs | Total | Suburbs | Outside MSAs | Northeast | Midwest | South | West  |    |
| 12 936               | 7 117          | 4 020   | 1 799        | 11 212 | 831          | 1 724 | 729     | 968          | 2 334     | 2 453   | 6 927 | 1 222 | 1  |
| 6 013                | 2 706          | 2 228   | 1 080        | 4 695  | 337          | 1 319 | 561     | 743          | 844       | 1 090   | 3 592 | 487   | 2  |
| 46.5                 | 38.0           | 55.4    | 60.0         | 41.9   | 40.5         | 76.5  | 77.0    | 76.8         | 36.1      | 44.5    | 51.9  | 39.9  | 3  |
| 6 923                | 4 411          | 1 793   | 719          | 6 517  | 494          | 406   | 167     | 225          | 1 491     | 1 363   | 3 335 | 735   | 4  |
| ...                  | ...            | ...     | ...          | ...    | ...          | ...   | ...     | ...          | ...       | ...     | ...   | ...   | 5  |
| ...                  | ...            | ...     | ...          | ...    | ...          | ...   | ...     | ...          | ...       | ...     | ...   | ...   | 6  |
| ...                  | ...            | ...     | ...          | ...    | ...          | ...   | ...     | ...          | ...       | ...     | ...   | ...   | 7  |
| 12 936               | 7 117          | 4 020   | 1 799        | 11 212 | 831          | 1 724 | 729     | 968          | 2 334     | 2 453   | 6 927 | 1 222 | 8  |
| ...                  | ...            | ...     | ...          | ...    | ...          | ...   | ...     | ...          | ...       | ...     | ...   | ...   | 9  |
| ...                  | ...            | ...     | ...          | ...    | ...          | ...   | ...     | ...          | ...       | ...     | ...   | ...   | 10 |
| ...                  | ...            | ...     | ...          | ...    | ...          | ...   | ...     | ...          | ...       | ...     | ...   | ...   | 11 |
| 235                  | 151            | 71      | 14           | 219    | 3            | 16    | 5       | 11           | 89        | 35      | 82    | 29    | 12 |
| 6 076                | 2 875          | 2 186   | 1 014        | 4 994  | 448          | 1 082 | 497     | 567          | 551       | 1 258   | 3 687 | 580   | 13 |
| 1 411                | 913            | 419     | 79           | 1 344  | 67           | 67    | 53      | 12           | 452       | 186     | 651   | 123   | 14 |
| 1 728                | 1 157          | 399     | 171          | 1 672  | 142          | 56    | 24      | 30           | 461       | 433     | 666   | 168   | 15 |
| 1 022                | 676            | 276     | 70           | 998    | 67           | 24    | 19      | 3            | 176       | 188     | 543   | 115   | 16 |
| 804                  | 515            | 261     | 28           | 781    | 24           | 23    | 16      | 5            | 132       | 126     | 447   | 99    | 17 |
| 593                  | 394            | 175     | 24           | 574    | 20           | 19    | 14      | 4            | 203       | 99      | 205   | 86    | 18 |
| 716                  | 559            | 145     | 12           | 716    | 12           | -     | -       | -            | 358       | 150     | 158   | 50    | 19 |
| 586                  | 27             | 159     | 400          | 133    | 53           | 454   | 106     | 348          | 2         | 13      | 571   | -     | 20 |
| 99                   | 83             | 16      | -            | 99     | -            | -     | -       | -            | 65        | 25      | 8     | 1     | 21 |
| 413                  | 227            | 178     | 8            | 401    | 8            | 12    | 12      | -            | 77        | 68      | 181   | 87    | 22 |
| ...                  | ...            | ...     | ...          | ...    | ...          | ...   | ...     | ...          | ...       | ...     | ...   | ...   | 23 |
| 734                  | 100            | 422     | 212          | 402    | 45           | 333   | 165     | 167          | 32        | 71      | 581   | 50    | 24 |
| 524                  | 145            | 275     | 104          | 373    | 26           | 152   | 73      | 79           | 45        | 61      | 341   | 77    | 25 |
| 754                  | 276            | 370     | 109          | 596    | 43           | 158   | 90      | 66           | 56        | 56      | 501   | 142   | 26 |
| 767                  | 335            | 293     | 139          | 590    | 57           | 178   | 87      | 82           | 31        | 64      | 588   | 84    | 27 |
| 960                  | 457            | 345     | 158          | 793    | 70           | 167   | 79      | 88           | 81        | 117     | 640   | 121   | 28 |
| 1 382                | 618            | 539     | 225          | 1 168  | 96           | 214   | 75      | 129          | 109       | 261     | 911   | 101   | 29 |
| 1 907                | 985            | 698     | 224          | 1 742  | 118          | 165   | 60      | 106          | 280       | 331     | 1 105 | 191   | 30 |
| 1 674                | 1 034          | 453     | 188          | 1 566  | 125          | 109   | 44      | 63           | 311       | 371     | 836   | 156   | 31 |
| 1 282                | 906            | 236     | 140          | 1 206  | 85           | 77    | 20      | 55           | 243       | 297     | 632   | 111   | 32 |
| 1 073                | 745            | 187     | 141          | 985    | 70           | 88    | 13      | 71           | 270       | 285     | 414   | 104   | 33 |
| 845                  | 694            | 97      | 53           | 817    | 32           | 28    | 7       | 21           | 344       | 251     | 204   | 46    | 34 |
| 1 033                | 821            | 106     | 106          | 977    | 66           | 56    | 15      | 41           | 532       | 287     | 174   | 40    | 35 |
| 1963                 | 1954           | 1972    | 1971         | 1960   | 1963         | 1979  | 1983    | 1975         | 1941      | 1953    | 1971  | 1968  | 36 |
| 11 137               | 7 117          | 4 020   | ...          | 10 381 | ...          | 756   | 729     | ...          | 2 290     | 2 326   | 5 322 | 1 199 | 37 |
| 7 117                | 7 117          | ...     | ...          | 7 089  | ...          | ...   | ...     | ...          | 1 692     | 1 715   | 2 992 | 718   | 38 |
| 4 020                | ...            | 4 020   | ...          | 3 291  | ...          | 729   | 729     | ...          | 598       | 611     | 2 330 | 481   | 39 |
| 1 799                | ...            | ...     | 1 799        | 831    | 831          | 968   | ...     | 968          | 44        | 127     | 1 605 | 23    | 40 |
| 2 334                | 1 692          | 598     | 44           | 2 282  | 30           | 52    | 38      | 14           | 2 334     | ...     | ...   | ...   | 41 |
| 2 453                | 1 715          | 611     | 127          | 2 386  | 92           | 67    | 32      | 35           | ...       | 2 453   | ...   | ...   | 42 |
| 6 927                | 2 992          | 2 330   | 1 605        | 5 377  | 686          | 1 550 | 613     | 919          | ...       | ...     | 6 927 | ...   | 43 |
| 1 222                | 718            | 481     | 23           | 1 166  | 23           | 55    | 46      | -            | ...       | ...     | ...   | 1 222 | 44 |
| ...                  | ...            | ...     | ...          | ...    | ...          | ...   | ...     | ...          | ...       | ...     | ...   | ...   | 45 |
| ...                  | ...            | ...     | ...          | ...    | ...          | ...   | ...     | ...          | ...       | ...     | ...   | ...   | 46 |
| ...                  | ...            | ...     | ...          | ...    | ...          | ...   | ...     | ...          | ...       | ...     | ...   | ...   | 47 |
| ...                  | ...            | ...     | ...          | ...    | ...          | ...   | ...     | ...          | ...       | ...     | ...   | ...   | 48 |
| ...                  | ...            | ...     | ...          | ...    | ...          | ...   | ...     | ...          | ...       | ...     | ...   | ...   | 49 |
| ...                  | ...            | ...     | ...          | ...    | ...          | ...   | ...     | ...          | ...       | ...     | ...   | ...   | 50 |
| 194                  | -              | 36      | 157          | 19     | -            | 175   | 18      | 157          | 6         | 27      | 161   | -     | 51 |
| 669                  | -              | 466     | 203          | 667    | 203          | 2     | 2       | -            | 47        | 136     | 451   | 36    | 52 |
| 914                  | 6              | 568     | 341          | 914    | 341          | -     | -       | -            | 119       | 160     | 597   | 38    | 53 |
| 1 548                | 440            | 825     | 282          | 1 533  | 280          | 14    | -       | 2            | 251       | 248     | 910   | 138   | 54 |
| 1 005                | 587            | 418     | -            | 1 002  | -            | 3     | -       | -            | 243       | 235     | 331   | 196   | 55 |
| 1 566                | 1 496          | 70      | -            | 1 561  | -            | 5     | -       | -            | 247       | 209     | 908   | 202   | 56 |
| 1 210                | 1 210          | -       | -            | 1 210  | -            | -     | -       | -            | 146       | 315     | 555   | 194   | 57 |
| 1 254                | 1 254          | -       | -            | 1 247  | -            | 7     | -       | -            | 49        | 322     | 772   | 112   | 58 |
| 2 123                | 2 123          | -       | -            | 2 123  | -            | -     | -       | -            | 1 087     | 649     | 197   | 190   | 59 |

**Table 5-2. Height and Condition of Building—Occupied Units With Black Householder**

[Numbers in thousands. Consistent with the 1990 Census. ... means not applicable or sample too small. — means zero or rounds to zero]

|          | Characteristics   | Total occupied units | Tenure       |              | Housing unit characteristics |              |                   |              | Household characteristics   |                    |                     |
|----------|---|----------------------|--------------|--------------|------------------------------|--------------|-------------------|--------------|-----------------------------|--------------------|---------------------|
|          |   |                      | Owner        | Renter       | New construction 4 years     | Mobile homes | Physical problems |              | Elderly (65 years and over) | Moved in past year | Below poverty level |
|          |   |                      |              |              |                              |              | Severe            | Moderate     |                             |                    |                     |
| <b>1</b> | <b>Total</b> .....  | <b>12 936</b>        | <b>6 013</b> | <b>6 923</b> | <b>625</b>                   | <b>586</b>   | <b>446</b>        | <b>1 241</b> | <b>2 001</b>                | <b>2 643</b>       | <b>3 399</b>        |
|          | <b>Stories in Structure<sup>1</sup></b>                   |                      |              |              |                              |              |                   |              |                             |                    |                     |
| 2        | 1 .....   | 4 447                | 2 610        | 1 837        | 163                          | ...          | 141               | 626          | 889                         | 759                | 1 230               |
| 3        | 2 .....   | 3 855                | 1 391        | 2 464        | 113                          | ...          | 109               | 255          | 381                         | 930                | 905                 |
| 4        | 3 .....   | 2 731                | 1 231        | 1 500        | 98                           | ...          | 109               | 186          | 359                         | 626                | 632                 |
| 5        | 4 to 6 .....  | 845                  | 249          | 595          | 9                            | ...          | 53                | 81           | 151                         | 148                | 217                 |
| 6        | 7 or more .....   | 472                  | 38           | 433          | —                            | ...          | 28                | 45           | 146                         | 76                 | 180                 |
|          | <b>Stories Between Main and Apartment Entrances</b>       |                      |              |              |                              |              |                   |              |                             |                    |                     |
| 7        | Multiunits, 2 or more floors .....                        | 4 241                | 290          | 3 952        | 68                           | ...          | 199               | 402          | 450                         | 1 264              | 1 288               |
| 8        | None (on same floor) .....                                | 1 320                | 115          | 1 205        | 19                           | ...          | 55                | 111          | 109                         | 426                | 387                 |
| 9        | 1 (up or down) .....                                      | 1 180                | 77           | 1 103        | 24                           | ...          | 57                | 118          | 90                          | 363                | 322                 |
| 10       | 2 or more (up or down) .....                              | 1 741                | 98           | 1 644        | 24                           | ...          | 87                | 172          | 251                         | 475                | 580                 |
|          | <b>Common Stairways</b>                                   |                      |              |              |                              |              |                   |              |                             |                    |                     |
| 11       | Multiunits, 2 or more floors .....                        | 4 241                | 290          | 3 952        | 68                           | ...          | 199               | 402          | 450                         | 1 264              | 1 288               |
| 12       | No common stairways .....                                 | 348                  | 25           | 323          | 5                            | ...          | 20                | 28           | 16                          | 111                | 97                  |
| 13       | With common stairways .....                               | 3 737                | 253          | 3 484        | 58                           | ...          | 172               | 362          | 418                         | 1 108              | 1 133               |
| 14       | No loose steps .....                                      | 3 180                | 217          | 2 963        | 58                           | ...          | 140               | 281          | 347                         | 943                | 961                 |
| 15       | Railings not loose .....                                  | 2 594                | 193          | 2 401        | 53                           | ...          | 112               | 204          | 295                         | 778                | 748                 |
| 16       | Railings loose .....                                      | 460                  | 17           | 444          | 6                            | ...          | 19                | 68           | 37                          | 122                | 159                 |
| 17       | No railings .....   | 86                   | 3            | 82           | —                            | ...          | 6                 | 8            | 9                           | 28                 | 37                  |
| 18       | Status of railings not reported .....                     | 40                   | 4            | 36           | —                            | ...          | 3                 | —            | 7                           | 15                 | 17                  |
| 19       | Loose steps .....   | 557                  | 36           | 522          | —                            | ...          | 32                | 81           | 71                          | 165                | 172                 |
| 20       | Railings not loose .....                                  | 456                  | 30           | 426          | —                            | ...          | 11                | 45           | 62                          | 133                | 139                 |
| 21       | Railings loose .....                                      | 88                   | 6            | 81           | —                            | ...          | 21                | 32           | 8                           | 23                 | 29                  |
| 22       | No railings .....   | 11                   | —            | 11           | —                            | ...          | —                 | 4            | —                           | 10                 | 1                   |
| 23       | Status of railings not reported .....                     | 3                    | —            | 3            | —                            | ...          | —                 | —            | —                           | —                  | 3                   |
| 24       | Status of stairways not reported .....                    | 156                  | 12           | 144          | 5                            | ...          | 8                 | 12           | 17                          | 45                 | 58                  |
|          | <b>Light Fixtures in Public Halls</b>                     |                      |              |              |                              |              |                   |              |                             |                    |                     |
| 25       | 2 or more units in structure .....                        | 4 863                | 319          | 4 544        | 92                           | ...          | 234               | 497          | 514                         | 1 470              | 1 549               |
| 26       | No public halls .....                                     | 782                  | 33           | 749          | 9                            | ...          | 31                | 67           | 49                          | 307                | 278                 |
| 27       | No light fixtures in public halls .....                   | 121                  | 12           | 109          | —                            | ...          | 3                 | 15           | 12                          | 28                 | 36                  |
| 28       | All in working order .....                                | 3 380                | 253          | 3 127        | 66                           | ...          | 147               | 333          | 418                         | 973                | 994                 |
| 29       | Some in working order .....                               | 115                  | —            | 115          | —                            | ...          | 14                | 10           | 5                           | 34                 | 49                  |
| 30       | None in working order .....                               | 235                  | 12           | 223          | 6                            | ...          | 28                | 54           | 14                          | 60                 | 98                  |
| 31       | Not reported .....  | 230                  | 10           | 219          | 11                           | ...          | 12                | 17           | 17                          | 68                 | 93                  |
|          | <b>Elevator on Floor</b>                                  |                      |              |              |                              |              |                   |              |                             |                    |                     |
| 32       | Multiunits, 2 or more floors .....                        | 4 241                | 290          | 3 952        | 68                           | ...          | 199               | 402          | 450                         | 1 264              | 1 288               |
| 33       | With 1 or more elevators working .....                    | 959                  | 73           | 887          | 10                           | ...          | 41                | 93           | 163                         | 240                | 312                 |
| 34       | With elevator, none in working condition .....            | 78                   | 4            | 74           | —                            | ...          | 13                | 7            | 21                          | 15                 | 24                  |
| 35       | No elevator .....   | 3 204                | 213          | 2 991        | 57                           | ...          | 146               | 302          | 266                         | 1 009              | 953                 |
| 36       | Units 3 or more floors from main entrance .....           | 319                  | 15           | 304          | 9                            | ...          | 17                | 57           | 43                          | 80                 | 99                  |
|          | <b>Foundation</b>   |                      |              |              |                              |              |                   |              |                             |                    |                     |
| 37       | 1 unit bldg. excl. mobile homes .....                     | 7 487                | 5 201        | 2 286        | 291                          | ...          | 205               | 695          | 1 413                       | 1 069              | 1 615               |
| 38       | With basement under all of building .....                 | 2 309                | 1 735        | 573          | 68                           | ...          | 66                | 87           | 427                         | 259                | 412                 |
| 39       | With basement under part of building .....                | 428                  | 347          | 81           | 16                           | ...          | 8                 | 20           | 107                         | 55                 | 61                  |
| 40       | With crawl space .....                                    | 2 244                | 1 501        | 743          | 48                           | ...          | 82                | 450          | 547                         | 274                | 623                 |
| 41       | On concrete slab .....                                    | 2 469                | 1 597        | 872          | 154                          | ...          | 44                | 134          | 328                         | 476                | 510                 |
| 42       | Other .....   | 37                   | 21           | 16           | 5                            | ...          | 5                 | 4            | 4                           | 6                  | 9                   |
|          | <b>External Building Conditions<sup>2</sup></b>           |                      |              |              |                              |              |                   |              |                             |                    |                     |
| 43       | Sagging roof .....  | 401                  | 155          | 246          | 9                            | ...          | 16                | 45           | 113                         | 62                 | 89                  |
| 44       | Missing roofing material .....                            | 527                  | 252          | 274          | 8                            | ...          | 4                 | 52           | 104                         | 104                | 170                 |
| 45       | Hole in roof .....  | 434                  | 182          | 252          | 18                           | ...          | 22                | 46           | 136                         | 74                 | 196                 |
| 46       | Missing bricks, siding, other outside wall material ..... | 495                  | 187          | 308          | 10                           | ...          | 16                | 65           | 126                         | 65                 | 101                 |
| 47       | Sloping outside walls .....                               | 294                  | 94           | 199          | 4                            | ...          | 20                | 48           | 68                          | 46                 | 71                  |
| 48       | Boarded up windows .....                                  | 260                  | 64           | 196          | 4                            | ...          | 12                | 23           | 79                          | 29                 | 76                  |
| 49       | Broken windows .....                                      | 756                  | 275          | 481          | 5                            | ...          | 24                | 82           | 155                         | 82                 | 165                 |
| 50       | Bars on windows .....                                     | 1 594                | 765          | 830          | 17                           | ...          | 10                | 72           | 166                         | 342                | 224                 |
| 51       | Foundation crumbling or has open crack or hole .....      | 479                  | 169          | 310          | 6                            | ...          | 13                | 72           | 103                         | 69                 | 100                 |
| 52       | None of the above .....                                   | 8 729                | 4 282        | 4 447        | 555                          | ...          | 478               | 215          | 666                         | 1 302              | 1 822               |
| 53       | Not reported .....  | 431                  | 224          | 207          | 21                           | ...          | 12                | 15           | 29                          | 49                 | 71                  |
|          | <b>Site Placement</b>                                     |                      |              |              |                              |              |                   |              |                             |                    |                     |
| 54       | Mobile homes .....  | 586                  | 493          | 93           | 242                          | ...          | 586               | 8            | 49                          | 74                 | 104                 |
| 55       | First site .....  | 425                  | 389          | 36           | 191                          | ...          | 425               | 4            | 27                          | 51                 | 55                  |
| 56       | Moved from another site .....                             | 79                   | 75           | 4            | 35                           | ...          | 79                | —            | 6                           | 19                 | 11                  |
| 57       | Don't know .....  | 49                   | 18           | 32           | 8                            | ...          | 49                | 3            | 12                          | —                  | 16                  |
| 58       | Not reported .....  | 33                   | 11           | 22           | 8                            | ...          | 33                | —            | 3                           | 4                  | 22                  |
|          | <b>Previous Occupancy</b>                                 |                      |              |              |                              |              |                   |              |                             |                    |                     |
| 59       | Unit built 1990 or later .....                            | 1 259                | 898          | 361          | 625                          | ...          | 323               | 10           | 44                          | 107                | 317                 |
| 60       | Not previously occupied .....                             | 766                  | 688          | 78           | 482                          | ...          | 243               | 9            | 15                          | 54                 | 127                 |
| 61       | Not reported .....  | 64                   | 28           | 35           | 31                           | ...          | 30                | —            | 16                          | 7                  | 27                  |

<sup>1</sup>Figures exclude mobile homes.

<sup>2</sup>Figures may not add to total because more than one category may apply to a unit.

| Total occupied units | In MSAs        |         | Outside MSAs | Urban  |              | Rural |         |              | Regions   |         |       |       |    |
|----------------------|----------------|---------|--------------|--------|--------------|-------|---------|--------------|-----------|---------|-------|-------|----|
|                      | Central cities | Suburbs |              | Total  | Outside MSAs | Total | Suburbs | Outside MSAs | Northeast | Midwest | South | West  |    |
| 12 936               | 7 117          | 4 020   | 1 799        | 11 212 | 831          | 1 724 | 729     | 968          | 2 334     | 2 453   | 6 927 | 1 222 | 1  |
| 4 447                | 1 974          | 1 420   | 1 053        | 3 554  | 553          | 893   | 377     | 500          | 96        | 269     | 3 556 | 526   | 2  |
| 3 855                | 2 165          | 1 428   | 261          | 3 572  | 159          | 283   | 168     | 103          | 565       | 836     | 1 911 | 544   | 3  |
| 2 731                | 1 870          | 799     | 61           | 2 647  | 43           | 84    | 66      | 18           | 863       | 1 025   | 711   | 133   | 4  |
| 845                  | 680            | 144     | 20           | 834    | 20           | 11    | 11      | -            | 521       | 200     | 112   | 12    | 5  |
| 472                  | 400            | 69      | 3            | 472    | 3            | -     | -       | -            | 288       | 111     | 66    | 7     | 6  |
| 4 241                | 2 986          | 1 080   | 175          | 4 154  | 150          | 87    | 55      | 25           | 1 295     | 958     | 1 543 | 445   | 7  |
| 1 320                | 876            | 357     | 87           | 1 271  | 63           | 49    | 22      | 25           | 310       | 239     | 624   | 147   | 8  |
| 1 180                | 826            | 316     | 38           | 1 157  | 38           | 23    | 18      | -            | 325       | 274     | 417   | 164   | 9  |
| 1 741                | 1 285          | 408     | 49           | 1 726  | 49           | 16    | 16      | -            | 660       | 445     | 502   | 134   | 10 |
| 4 241                | 2 986          | 1 080   | 175          | 4 154  | 150          | 87    | 55      | 25           | 1 295     | 958     | 1 543 | 445   | 11 |
| 348                  | 245            | 76      | 26           | 340    | 23           | 8     | 3       | 3            | 83        | 77      | 153   | 36    | 12 |
| 3 737                | 2 630          | 961     | 146          | 3 660  | 124          | 77    | 50      | 22           | 1 184     | 853     | 1 299 | 401   | 13 |
| 3 180                | 2 202          | 850     | 127          | 3 110  | 108          | 69    | 47      | 19           | 998       | 729     | 1 107 | 347   | 14 |
| 2 594                | 1 827          | 674     | 92           | 2 540  | 75           | 54    | 34      | 17           | 848       | 600     | 877   | 268   | 15 |
| 460                  | 297            | 139     | 25           | 450    | 25           | 11    | 11      | -            | 126       | 95      | 187   | 53    | 16 |
| 86                   | 52             | 23      | 10           | 81     | 9            | 4     | 2       | 2            | 15        | 30      | 30    | 11    | 17 |
| 40                   | 25             | 15      | -            | 40     | -            | -     | -       | -            | 9         | 4       | 14    | 14    | 18 |
| 557                  | 429            | 111     | 18           | 550    | 15           | 8     | 3       | 3            | 186       | 125     | 192   | 54    | 19 |
| 456                  | 352            | 94      | 9            | 448    | 7            | 8     | 3       | 3            | 160       | 105     | 143   | 48    | 20 |
| 88                   | 65             | 17      | 6            | 88     | 6            | -     | -       | -            | 25        | 15      | 41    | 7     | 21 |
| 11                   | 8              | -       | 3            | 11     | 3            | -     | -       | -            | 1         | 4       | 6     | -     | 22 |
| 3                    | 3              | -       | -            | 3      | -            | -     | -       | -            | -         | -       | 3     | -     | 23 |
| 156                  | 111            | 43      | 3            | 154    | 3            | 2     | 2       | -            | 29        | 28      | 91    | 8     | 24 |
| 4 863                | 3 301          | 1 257   | 305          | 4 741  | 264          | 121   | 73      | 41           | 1 329     | 996     | 2 018 | 519   | 25 |
| 782                  | 474            | 194     | 114          | 744    | 91           | 38    | 12      | 23           | 65        | 128     | 480   | 108   | 26 |
| 121                  | 56             | 36      | 29           | 116    | 26           | 5     | 2       | 3            | 14        | 21      | 76    | 9     | 27 |
| 3 380                | 2 379          | 875     | 126          | 3 317  | 115          | 63    | 47      | 11           | 1 141     | 739     | 1 167 | 333   | 28 |
| 115                  | 85             | 26      | 5            | 110    | 3            | 5     | 3       | 2            | 20        | 40      | 34    | 21    | 29 |
| 235                  | 158            | 53      | 24           | 226    | 21           | 9     | 6       | 3            | 49        | 36      | 126   | 24    | 30 |
| 230                  | 149            | 73      | 8            | 227    | 8            | 2     | 2       | -            | 40        | 31      | 135   | 24    | 31 |
| 4 241                | 2 986          | 1 080   | 175          | 4 154  | 150          | 87    | 55      | 25           | 1 295     | 958     | 1 543 | 445   | 32 |
| 959                  | 707            | 218     | 35           | 956    | 32           | 3     | -       | 3            | 414       | 222     | 257   | 66    | 33 |
| 78                   | 57             | 18      | 3            | 78     | 3            | -     | -       | -            | 40        | 16      | 19    | 3     | 34 |
| 3 204                | 2 222          | 844     | 138          | 3 120  | 115          | 84    | 55      | 22           | 841       | 720     | 1 267 | 376   | 35 |
| 319                  | 244            | 75      | -            | 317    | -            | 2     | 2       | -            | 145       | 77      | 88    | 10    | 36 |
| 7 487                | 3 789          | 2 605   | 1 094        | 6 338  | 515          | 1 150 | 550     | 579          | 1 003     | 1 444   | 4 337 | 703   | 37 |
| 2 309                | 1 532          | 709     | 68           | 2 204  | 27           | 105   | 64      | 40           | 755       | 984     | 514   | 56    | 38 |
| 428                  | 211            | 170     | 48           | 376    | 19           | 52    | 23      | 29           | 91        | 153     | 147   | 37    | 39 |
| 2 244                | 962            | 608     | 675          | 1 663  | 308          | 581   | 202     | 367          | 32        | 113     | 1 834 | 264   | 40 |
| 2 469                | 1 074          | 1 101   | 294          | 2 070  | 158          | 399   | 256     | 136          | 115       | 190     | 1 824 | 341   | 41 |
| 37                   | 10             | 17      | 10           | 24     | 2            | 13    | 5       | 8            | 10        | 4       | 17    | 5     | 42 |
| 401                  | 243            | 86      | 72           | 333    | 29           | 68    | 24      | 44           | 69        | 68      | 225   | 39    | 43 |
| 527                  | 333            | 125     | 69           | 452    | 33           | 74    | 38      | 36           | 83        | 123     | 268   | 53    | 44 |
| 434                  | 253            | 79      | 102          | 358    | 43           | 76    | 17      | 59           | 76        | 74      | 252   | 32    | 45 |
| 495                  | 306            | 99      | 90           | 429    | 48           | 66    | 21      | 42           | 88        | 103     | 268   | 36    | 46 |
| 294                  | 176            | 67      | 51           | 239    | 21           | 55    | 25      | 30           | 39        | 44      | 183   | 28    | 47 |
| 260                  | 192            | 44      | 24           | 238    | 13           | 22    | 11      | 11           | 44        | 57      | 148   | 12    | 48 |
| 756                  | 508            | 124     | 124          | 670    | 60           | 86    | 23      | 64           | 91        | 173     | 415   | 77    | 49 |
| 1 594                | 1 304          | 246     | 45           | 1 545  | 27           | 49    | 32      | 18           | 413       | 274     | 656   | 251   | 50 |
| 479                  | 292            | 107     | 80           | 415    | 36           | 64    | 21      | 43           | 68        | 90      | 275   | 45    | 51 |
| 8 729                | 4 314          | 3 046   | 1 369        | 7 353  | 609          | 1 376 | 592     | 760          | 1 402     | 1 629   | 4 960 | 737   | 52 |
| 431                  | 209            | 178     | 44           | 395    | 25           | 36    | 15      | 19           | 78        | 96      | 221   | 36    | 53 |
| 586                  | 27             | 159     | 400          | 133    | 53           | 454   | 106     | 348          | 2         | 13      | 571   | -     | 54 |
| 425                  | 18             | 121     | 285          | 97     | 36           | 328   | 78      | 250          | -         | 13      | 412   | -     | 55 |
| 79                   | -              | 9       | 70           | 10     | 10           | 69    | 9       | 60           | -         | -       | 79    | -     | 56 |
| 49                   | 8              | 17      | 24           | 18     | 4            | 31    | 11      | 20           | 2         | -       | 47    | -     | 57 |
| 33                   | -              | 12      | 22           | 7      | 3            | 26    | 8       | 18           | -         | -       | 33    | -     | 58 |
| 1 259                | 245            | 698     | 316          | 774    | 70           | 484   | 238     | 246          | 77        | 133     | 922   | 127   | 59 |
| 766                  | 97             | 441     | 228          | 405    | 50           | 361   | 183     | 178          | 41        | 56      | 601   | 68    | 60 |
| 64                   | 18             | 16      | 30           | 29     | -            | 35    | 6       | 30           | 2         | 2       | 54    | 5     | 61 |



**Table 5-3. Size of Unit and Lot—Occupied Units With Black Householder**

[Numbers in thousands. Consistent with the 1990 Census. ... means not applicable or sample too small. – means zero or rounds to zero]

| Characteristics                             | Total occupied units | Tenure       |              | Housing unit characteristics |              |                   |              | Household characteristics   |                    |                     |
|---|----------------------|--------------|--------------|------------------------------|--------------|-------------------|--------------|-----------------------------|--------------------|---------------------|
|   |                      | Owner        | Renter       | New construction 4 years     | Mobile homes | Physical problems |              | Elderly (65 years and over) | Moved in past year | Below poverty level |
|   |                      |              |              |                              |              | Severe            | Moderate     |                             |                    |                     |
| <b>1 Total</b> .....                        | <b>12 936</b>        | <b>6 013</b> | <b>6 923</b> | <b>625</b>                   | <b>586</b>   | <b>446</b>        | <b>1 241</b> | <b>2 001</b>                | <b>2 643</b>       | <b>3 399</b>        |
| <b>Rooms</b>                                |                      |              |              |                              |              |                   |              |                             |                    |                     |
| 2 1 room .....                              | 66                   | –            | 66           | –                            | –            | 28                | 20           | 5                           | 19                 | 33                  |
| 3 2 rooms .....                             | 148                  | –            | 148          | –                            | –            | 8                 | 10           | 20                          | 57                 | 49                  |
| 4 3 rooms .....                             | 1 605                | 78           | 1 527        | 18                           | 3            | 64                | 196          | 250                         | 500                | 505                 |
| 5 4 rooms .....                             | 2 953                | 516          | 2 437        | 61                           | 131          | 118               | 341          | 323                         | 857                | 948                 |
| 6 5 rooms .....                             | 3 212                | 1 539        | 1 673        | 224                          | 270          | 106               | 346          | 548                         | 608                | 977                 |
| 7 6 rooms .....                             | 2 613                | 1 867        | 746          | 129                          | 84           | 79                | 221          | 481                         | 349                | 527                 |
| 8 7 rooms .....                             | 1 283                | 7 029        | 254          | 78                           | 57           | 36                | 77           | 192                         | 161                | 220                 |
| 9 8 rooms .....                             | 609                  | 563          | 46           | 60                           | 33           | 8                 | 16           | 128                         | 51                 | 92                  |
| 10 9 rooms .....                            | 241                  | 230          | 11           | 33                           | 9            | –                 | 8            | 19                          | 22                 | 35                  |
| 11 10 rooms or more .....                   | 205                  | 192          | 14           | 20                           | –            | –                 | 6            | 35                          | 19                 | 14                  |
| <b>Rooms Used for Business</b>              |                      |              |              |                              |              |                   |              |                             |                    |                     |
| Business only                               |                      |              |              |                              |              |                   |              |                             |                    |                     |
| 12 1 or more rooms with direct access ..... | 427                  | 266          | 160          | 30                           | 49           | 13                | 33           | 69                          | 37                 | 133                 |
| 13 1 or more rooms, no direct access .....  | 354                  | 244          | 110          | 34                           | 9            | 13                | 19           | 15                          | 58                 | 27                  |
| 14 Not reported .....                       | 30                   | 25           | 5            | –                            | –            | –                 | 6            | 6                           | 5                  | 5                   |
| Business and other use                      |                      |              |              |                              |              |                   |              |                             |                    |                     |
| 15 1 or more rooms .....                    | 1 049                | 624          | 426          | 87                           | 62           | 26                | 68           | 94                          | 209                | 156                 |
| 16 Not reported .....                       | 31                   | 25           | 7            | –                            | –            | –                 | 6            | 6                           | 6                  | 3                   |
| <b>Bedrooms</b>                             |                      |              |              |                              |              |                   |              |                             |                    |                     |
| 17 None .....                               | 139                  | 3            | 135          | –                            | –            | 31                | 25           | 12                          | 38                 | 58                  |
| 18 1 .....                                  | 2 104                | 117          | 1 987        | 22                           | 3            | 91                | 235          | 328                         | 652                | 628                 |
| 19 2 .....                                  | 4 043                | 1 080        | 2 963        | 92                           | 141          | 160               | 484          | 552                         | 1 046              | 1 240               |
| 20 3 .....                                  | 4 962                | 3 422        | 1 540        | 362                          | 362          | 134               | 382          | 830                         | 729                | 1 140               |
| 21 4 or more .....                          | 1 688                | 1 392        | 297          | 149                          | 80           | 30                | 115          | 280                         | 178                | 333                 |
| <b>Complete Bathrooms</b>                   |                      |              |              |                              |              |                   |              |                             |                    |                     |
| 22 None .....                               | 146                  | 36           | 110          | –                            | 2            | 106               | 18           | 38                          | 17                 | 68                  |
| 23 1 .....                                  | 7 160                | 1 953        | 5 207        | 63                           | 117          | 269               | 952          | 1 169                       | 1 673              | 2 348               |
| 24 1 and one-half .....                     | 2 010                | 1 309        | 701          | 34                           | 72           | 45                | 98           | 336                         | 305                | 371                 |
| 25 2 or more .....                          | 3 620                | 2 715        | 906          | 528                          | 395          | 26                | 173          | 458                         | 648                | 612                 |
| <b>Square Footage of Unit</b>               |                      |              |              |                              |              |                   |              |                             |                    |                     |
| 26 Single detached and mobile homes .....   | 6 662                | 5 144        | 1 519        | 489                          | 586          | 167               | 669          | 1 298                       | 790                | 1 505               |
| 27 Less than 500 .....                      | 124                  | 89           | 35           | 26                           | 35           | 8                 | 3            | 23                          | 15                 | 44                  |
| 28 500 to 749 .....                         | 292                  | 153          | 139          | 7                            | 58           | 6                 | 107          | 82                          | 51                 | 134                 |
| 29 750 to 999 .....                         | 521                  | 291          | 230          | 30                           | 101          | 31                | 89           | 120                         | 86                 | 166                 |
| 30 1,000 to 1,499 .....                     | 1 862                | 1 430        | 432          | 111                          | 165          | 54                | 236          | 403                         | 202                | 474                 |
| 31 1,500 to 1,999 .....                     | 1 331                | 1 083        | 248          | 88                           | 81           | 29                | 71           | 207                         | 148                | 200                 |
| 32 2,000 to 2,499 .....                     | 696                  | 623          | 73           | 88                           | 38           | 6                 | 43           | 99                          | 79                 | 94                  |
| 33 2,500 to 2,999 .....                     | 368                  | 330          | 37           | 23                           | 19           | –                 | 16           | 57                          | 56                 | 61                  |
| 34 3,000 to 3,999 .....                     | 283                  | 254          | 29           | 32                           | 1            | 2                 | 8            | 50                          | 22                 | 30                  |
| 35 4,000 or more .....                      | 221                  | 198          | 24           | 28                           | 6            | 2                 | 10           | 58                          | 24                 | 22                  |
| 36 Not reported .....                       | 964                  | 693          | 271          | 56                           | 80           | 29                | 88           | 198                         | 106                | 280                 |
| 37 <b>Median</b> .....                      | <b>1 519</b>         | <b>1 621</b> | <b>1 254</b> | <b>1 738</b>                 | <b>1 178</b> | <b>1 228</b>      | <b>1 196</b> | <b>1 402</b>                | <b>1 468</b>       | <b>1 282</b>        |
| <b>Lot Size<sup>1</sup></b>                 |                      |              |              |                              |              |                   |              |                             |                    |                     |
| 38 Less than one-eighth acre .....          | 1 372                | 853          | 520          | 43                           | 81           | 33                | 153          | 276                         | 199                | 392                 |
| 39 One-eighth up to one-quarter acre .....  | 3 100                | 2 091        | 1 009        | 137                          | 117          | 97                | 285          | 576                         | 424                | 704                 |
| 40 One-quarter up to one-half acre .....    | 1 033                | 807          | 225          | 96                           | 38           | 27                | 54           | 150                         | 148                | 156                 |
| 41 One-half up to one acre .....            | 983                  | 771          | 212          | 70                           | 91           | 16                | 69           | 172                         | 142                | 211                 |
| 42 1 up to 5 acres .....                    | 1 162                | 912          | 249          | 158                          | 227          | 26                | 157          | 238                         | 187                | 305                 |
| 43 5 up to 10 acres .....                   | 111                  | 83           | 28           | 7                            | 14           | 12                | 11           | 28                          | 18                 | 20                  |
| 44 10 acres or more .....                   | 194                  | 101          | 92           | 12                           | 18           | 2                 | 13           | 29                          | 38                 | 47                  |
| 45 <b>Median</b> .....                      | <b>.23</b>           | <b>.24</b>   | <b>.21</b>   | <b>.46</b>                   | <b>.81</b>   | <b>.22</b>        | <b>.22</b>   | <b>.23</b>                  | <b>.24</b>         | <b>.22</b>          |
| <b>Persons per Room</b>                     |                      |              |              |                              |              |                   |              |                             |                    |                     |
| 46 0.50 or less .....                       | 8 054                | 4 013        | 4 041        | 373                          | 295          | 236               | 724          | 1 697                       | 1 482              | 1 882               |
| 47 0.51 to 1.00 .....                       | 4 449                | 1 876        | 2 573        | 230                          | 259          | 196               | 427          | 282                         | 1 053              | 1 263               |
| 48 1.01 to 1.50 .....                       | 358                  | 100          | 258          | 8                            | 19           | 12                | 73           | 20                          | 96                 | 201                 |
| 49 1.51 or more .....                       | 75                   | 25           | 50           | 14                           | 14           | 3                 | 18           | 2                           | 12                 | 53                  |
| <b>Persons per Bedroom</b>                  |                      |              |              |                              |              |                   |              |                             |                    |                     |
| 50 0.50 or less .....                       | 2 594                | 1 573        | 1 021        | 134                          | 132          | 74                | 286          | 735                         | 328                | 653                 |
| 51 0.51 to 1.00 .....                       | 5 924                | 2 758        | 3 167        | 303                          | 236          | 169               | 480          | 1 020                       | 1 230              | 1 399               |
| 52 1.01 to 1.50 .....                       | 2 124                | 1 058        | 1 065        | 111                          | 131          | 98                | 173          | 149                         | 487                | 530                 |
| 53 1.51 or more .....                       | 2 156                | 621          | 1 535        | 77                           | 87           | 74                | 277          | 86                          | 560                | 759                 |
| 54 No bedrooms .....                        | 139                  | 3            | 135          | –                            | –            | 31                | 25           | 12                          | 38                 | 58                  |
| <b>Square Feet per Person</b>               |                      |              |              |                              |              |                   |              |                             |                    |                     |
| 55 Single detached and mobile homes .....   | 6 662                | 5 144        | 1 519        | 489                          | 586          | 167               | 669          | 1 298                       | 790                | 1 505               |
| 56 Less than 200 .....                      | 302                  | 195          | 107          | 53                           | 78           | 6                 | 58           | 31                          | 65                 | 127                 |
| 57 200 to 299 .....                         | 501                  | 290          | 211          | 37                           | 68           | 17                | 75           | 57                          | 83                 | 154                 |
| 58 300 to 399 .....                         | 730                  | 523          | 207          | 40                           | 92           | 27                | 76           | 94                          | 106                | 175                 |
| 59 400 to 499 .....                         | 728                  | 568          | 160          | 66                           | 84           | 31                | 64           | 76                          | 91                 | 118                 |
| 60 500 to 599 .....                         | 589                  | 486          | 102          | 37                           | 21           | 3                 | 47           | 86                          | 53                 | 103                 |
| 61 600 to 699 .....                         | 478                  | 405          | 73           | 33                           | 16           | –                 | 53           | 98                          | 37                 | 94                  |
| 62 700 to 799 .....                         | 394                  | 316          | 77           | 23                           | 9            | 8                 | 41           | 97                          | 43                 | 64                  |
| 63 800 to 899 .....                         | 275                  | 220          | 55           | 37                           | 42           | 9                 | 22           | 64                          | 32                 | 53                  |
| 64 900 to 999 .....                         | 256                  | 209          | 47           | 23                           | 37           | 3                 | 15           | 60                          | 34                 | 39                  |
| 65 1,000 to 1,499 .....                     | 769                  | 633          | 136          | 45                           | 44           | 16                | 91           | 231                         | 89                 | 159                 |
| 66 1,500 or more .....                      | 677                  | 604          | 73           | 40                           | 15           | 17                | 39           | 205                         | 50                 | 138                 |
| 67 Not reported .....                       | 964                  | 693          | 271          | 56                           | 80           | 29                | 88           | 198                         | 106                | 280                 |
| 68 <b>Median</b> .....                      | <b>600</b>           | <b>640</b>   | <b>462</b>   | <b>554</b>                   | <b>417</b>   | <b>461</b>        | <b>538</b>   | <b>815</b>                  | <b>496</b>         | <b>536</b>          |

<sup>1</sup>Does not include multiunits, cooperatives, or condominiums.

| Total occupied units | In MSAs        |              | Outside MSAs | Urban         |              | Rural        |              |              | Regions      |              |              |              |           |
|----------------------|----------------|--------------|--------------|---------------|--------------|--------------|--------------|--------------|--------------|--------------|--------------|--------------|-----------|
|                      | Central cities | Suburbs      |              | Total         | Outside MSAs | Total        | Suburbs      | Outside MSAs | Northeast    | Midwest      | South        | West         |           |
| <b>12 936</b>        | <b>7 117</b>   | <b>4 020</b> | <b>1 799</b> | <b>11 212</b> | <b>831</b>   | <b>1 724</b> | <b>729</b>   | <b>968</b>   | <b>2 334</b> | <b>2 453</b> | <b>6 927</b> | <b>1 222</b> | <b>1</b>  |
| 66                   | 49             | 12           | 4            | 62            | -            | 4            | -            | 4            | 27           | 13           | 20           | 6            | 2         |
| 148                  | 111            | 25           | 12           | 148           | 12           | -            | -            | 46           | 46           | 30           | 52           | 22           | 3         |
| 1 605                | 1 102          | 399          | 104          | 1 570         | 91           | 36           | 22           | 14           | 441          | 291          | 657          | 216          | 4         |
| 2 953                | 1 769          | 777          | 407          | 2 689         | 265          | 264          | 112          | 142          | 527          | 480          | 1 628        | 317          | 5         |
| 3 212                | 1 647          | 988          | 577          | 2 640         | 200          | 572          | 196          | 377          | 474          | 640          | 1 821        | 278          | 6         |
| 2 613                | 1 420          | 798          | 395          | 2 192         | 160          | 421          | 177          | 236          | 399          | 548          | 1 486        | 179          | 7         |
| 1 283                | 609            | 484          | 191          | 1 029         | 54           | 254          | 109          | 137          | 204          | 247          | 716          | 116          | 8         |
| 609                  | 238            | 295          | 76           | 484           | 26           | 125          | 75           | 51           | 139          | 104          | 313          | 52           | 9         |
| 241                  | 89             | 131          | 22           | 218           | 19           | 23           | 21           | 2            | 44           | 53           | 122          | 22           | 10        |
| 205                  | 82             | 112          | 11           | 180           | 5            | 25           | 19           | 6            | 33           | 46           | 112          | 15           | 11        |
| 427                  | 170            | 127          | 130          | 322           | 49           | 104          | 19           | 81           | 53           | 55           | 289          | 29           | 12        |
| 354                  | 167            | 162          | 24           | 310           | 13           | 44           | 33           | 11           | 39           | 82           | 168          | 65           | 13        |
| 30                   | 15             | 15           | -            | 30            | -            | -            | -            | -            | 7            | 3            | 20           | -            | 14        |
| 1 049                | 475            | 406          | 169          | 888           | 65           | 161          | 55           | 104          | 123          | 214          | 583          | 130          | 15        |
| 31                   | 15             | 16           | -            | 31            | -            | -            | -            | -            | 7            | 3            | 20           | 1            | 16        |
| 139                  | 96             | 32           | 11           | 134           | 6            | 4            | -            | 4            | 48           | 31           | 39           | 21           | 17        |
| 2 104                | 1 470          | 500          | 134          | 2 053         | 118          | 51           | 34           | 15           | 607          | 399          | 836          | 262          | 18        |
| 4 043                | 2 426          | 1 105        | 512          | 3 681         | 307          | 362          | 144          | 205          | 665          | 808          | 2 160        | 410          | 19        |
| 4 962                | 2 428          | 1 647        | 887          | 3 974         | 292          | 988          | 387          | 595          | 688          | 930          | 2 964        | 380          | 20        |
| 1 688                | 697            | 736          | 255          | 1 369         | 107          | 319          | 164          | 148          | 327          | 284          | 929          | 149          | 21        |
| 146                  | 74             | 29           | 43           | 107           | 17           | 39           | 11           | 26           | 38           | 20           | 81           | 8            | 22        |
| 7 160                | 4 576          | 1 637        | 947          | 6 522         | 543          | 638          | 226          | 403          | 1 647        | 1 516        | 3 375        | 623          | 23        |
| 2 010                | 1 121          | 665          | 224          | 1 776         | 107          | 234          | 111          | 117          | 343          | 498          | 1 007        | 163          | 24        |
| 3 620                | 1 345          | 1 689        | 586          | 2 807         | 165          | 814          | 380          | 421          | 307          | 419          | 2 465        | 428          | 25        |
| 6 662                | 2 902          | 2 345        | 1 415        | 5 126         | 500          | 1 536        | 603          | 914          | 553          | 1 271        | 4 258        | 580          | 26        |
| 124                  | 46             | 49           | 29           | 83            | 6            | 41           | 18           | 23           | 13           | 13           | 88           | 9            | 27        |
| 292                  | 104            | 77           | 110          | 182           | 46           | 110          | 41           | 65           | 14           | 35           | 234          | 9            | 28        |
| 521                  | 248            | 92           | 181          | 375           | 69           | 146          | 32           | 112          | 20           | 69           | 401          | 31           | 29        |
| 1 862                | 823            | 571          | 468          | 1 345         | 138          | 518          | 186          | 330          | 74           | 250          | 1 377        | 161          | 30        |
| 1 331                | 530            | 564          | 238          | 1 038         | 80           | 293          | 128          | 157          | 66           | 246          | 883          | 136          | 31        |
| 696                  | 273            | 289          | 134          | 563           | 68           | 133          | 67           | 66           | 64           | 126          | 444          | 61           | 32        |
| 368                  | 157            | 167          | 44           | 304           | 16           | 64           | 36           | 28           | 52           | 99           | 176          | 42           | 33        |
| 283                  | 132            | 129          | 23           | 227           | 8            | 57           | 39           | 15           | 62           | 67           | 131          | 23           | 34        |
| 221                  | 96             | 94           | 31           | 185           | 16           | 36           | 20           | 16           | 33           | 41           | 130          | 16           | 35        |
| 964                  | 493            | 315          | 157          | 826           | 54           | 139          | 37           | 102          | 155          | 323          | 394          | 92           | 36        |
| <b>1 519</b>         | <b>1 490</b>   | <b>1 701</b> | <b>1 329</b> | <b>1 580</b>  | <b>1 372</b> | <b>1 388</b> | <b>1 528</b> | <b>1 312</b> | <b>2 088</b> | <b>1 716</b> | <b>1 439</b> | <b>1 625</b> | <b>37</b> |
| 1 372                | 861            | 381          | 130          | 1 297         | 96           | 76           | 37           | 35           | 301          | 322          | 579          | 171          | 38        |
| 3 100                | 1 779          | 963          | 358          | 2 834         | 237          | 266          | 138          | 121          | 379          | 685          | 1 702        | 335          | 39        |
| 1 033                | 443            | 439          | 151          | 882           | 80           | 150          | 79           | 71           | 115          | 190          | 644          | 83           | 40        |
| 983                  | 299            | 440          | 243          | 692           | 74           | 291          | 119          | 170          | 85           | 110          | 737          | 50           | 41        |
| 1 162                | 269            | 382          | 511          | 483           | 62           | 678          | 223          | 449          | 57           | 84           | 993          | 28           | 42        |
| 111                  | 30             | 47           | 34           | 50            | 4            | 61           | 31           | 30           | 10           | 12           | 78           | 12           | 43        |
| 194                  | 79             | 51           | 63           | 119           | 12           | 75           | 23           | 51           | 31           | 22           | 136          | 4            | 44        |
| <b>.23</b>           | <b>.20</b>     | <b>.25</b>   | <b>.72</b>   | <b>.21</b>    | <b>.22</b>   | <b>1.09</b>  | <b>.80</b>   | <b>1.60</b>  | <b>.19</b>   | <b>.20</b>   | <b>.31</b>   | <b>.19</b>   | <b>45</b> |
| 8 054                | 4 384          | 2 554        | 1 116        | 6 995         | 539          | 1 059        | 464          | 577          | 1 373        | 1 599        | 4 325        | 756          | 46        |
| 4 449                | 2 473          | 1 376        | 600          | 3 847         | 258          | 602          | 251          | 342          | 842          | 785          | 2 402        | 420          | 47        |
| 358                  | 214            | 84           | 60           | 311           | 27           | 47           | 14           | 33           | 101          | 58           | 166          | 32           | 48        |
| 75                   | 45             | 7            | 23           | 59            | 7            | 16           | -            | 16           | 18           | 10           | 34           | 14           | 49        |
| 2 594                | 1 354          | 792          | 448          | 2 152         | 172          | 442          | 157          | 276          | 336          | 510          | 1 529        | 219          | 50        |
| 5 924                | 3 252          | 1 880        | 792          | 5 174         | 399          | 750          | 349          | 393          | 1 069        | 1 138        | 3 160        | 557          | 51        |
| 2 124                | 1 119          | 705          | 299          | 1 772         | 122          | 351          | 166          | 178          | 370          | 362          | 1 180        | 212          | 52        |
| 2 156                | 1 296          | 612          | 249          | 1 978         | 132          | 178          | 57           | 117          | 512          | 412          | 1 020        | 213          | 53        |
| 139                  | 96             | 32           | 11           | 134           | 6            | 4            | -            | 4            | 48           | 31           | 39           | 21           | 54        |
| 6 662                | 2 902          | 2 345        | 1 415        | 5 126         | 500          | 1 536        | 603          | 914          | 553          | 1 271        | 4 258        | 580          | 55        |
| 302                  | 109            | 96           | 97           | 203           | 28           | 99           | 30           | 69           | 30           | 37           | 222          | 13           | 56        |
| 501                  | 235            | 140          | 127          | 408           | 65           | 93           | 32           | 61           | 24           | 77           | 353          | 47           | 57        |
| 730                  | 305            | 254          | 172          | 505           | 34           | 225          | 85           | 138          | 34           | 112          | 520          | 65           | 58        |
| 728                  | 302            | 280          | 146          | 546           | 48           | 182          | 80           | 98           | 51           | 94           | 520          | 63           | 59        |
| 589                  | 225            | 248          | 115          | 458           | 40           | 130          | 55           | 75           | 28           | 113          | 378          | 69           | 60        |
| 478                  | 240            | 148          | 91           | 393           | 38           | 85           | 30           | 53           | 41           | 92           | 308          | 38           | 61        |
| 394                  | 155            | 156          | 83           | 286           | 43           | 107          | 59           | 41           | 22           | 74           | 266          | 32           | 62        |
| 275                  | 89             | 95           | 91           | 190           | 33           | 85           | 27           | 58           | 21           | 42           | 200          | 12           | 63        |
| 256                  | 94             | 112          | 50           | 189           | 19           | 67           | 36           | 31           | 22           | 53           | 162          | 20           | 64        |
| 769                  | 329            | 271          | 169          | 558           | 49           | 210          | 89           | 120          | 50           | 114          | 547          | 57           | 65        |
| 677                  | 328            | 232          | 117          | 564           | 49           | 113          | 43           | 68           | 76           | 140          | 388          | 73           | 66        |
| 964                  | 493            | 315          | 157          | 826           | 54           | 139          | 37           | 102          | 155          | 323          | 394          | 92           | 67        |
| <b>600</b>           | <b>612</b>     | <b>599</b>   | <b>576</b>   | <b>608</b>    | <b>622</b>   | <b>576</b>   | <b>601</b>   | <b>553</b>   | <b>680</b>   | <b>645</b>   | <b>584</b>   | <b>582</b>   | <b>68</b> |

Table 5-4. Selected Equipment and Plumbing—Occupied Units With Black Householder

[Numbers in thousands. Consistent with the 1990 Census. ... means not applicable or sample too small. – means zero or rounds to zero]

|    | Characteristics   | Total occupied units | Tenure       |              | Housing unit characteristics |              |                   |              | Household characteristics   |                    |                     |
|----|---|----------------------|--------------|--------------|------------------------------|--------------|-------------------|--------------|-----------------------------|--------------------|---------------------|
|    |   |                      | Owner        | Renter       | New construction 4 years     | Mobile homes | Physical problems |              | Elderly (65 years and over) | Moved in past year | Below poverty level |
|    |   |                      |              |              |                              |              | Severe            | Moderate     |                             |                    |                     |
| 1  | <b>Total</b> .....  | <b>12 936</b>        | <b>6 013</b> | <b>6 923</b> | <b>625</b>                   | <b>586</b>   | <b>446</b>        | <b>1 241</b> | <b>2 001</b>                | <b>2 643</b>       | <b>3 399</b>        |
|    | <b>Equipment<sup>1</sup></b>  |                      |              |              |                              |              |                   |              |                             |                    |                     |
| 2  | Lacking complete kitchen facilities .....                             | 390                  | 43           | 347          | –                            | –            | 64                | 326          | 30                          | 144                | 158                 |
| 3  | With complete kitchen (sink, refrigerator, and oven or burners) ..... | 12 546               | 5 971        | 6 575        | 625                          | 586          | 382               | 915          | 1 972                       | 2 500              | 3 241               |
| 4  | Kitchen sink .....  | 12 856               | 5 998        | 6 858        | 625                          | 586          | 404               | 1 203        | 1 993                       | 2 624              | 3 363               |
| 5  | Refrigerator .....  | 12 827               | 6 000        | 6 827        | 625                          | 586          | 411               | 1 168        | 1 996                       | 2 609              | 3 347               |
| 6  | Cooking stove or range .....  | 12 773               | 5 981        | 6 792        | 623                          | 584          | 401               | 1 155        | 1 987                       | 2 589              | 3 329               |
| 7  | Burners, no stove or range .....                                      | 23                   | 11           | 12           | –                            | –            | 6                 | 10           | –                           | 8                  | 11                  |
| 8  | Microwave oven only .....   | 49                   | 11           | 37           | –                            | –            | 9                 | 16           | 10                          | 20                 | 15                  |
| 9  | Dishwasher .....  | 4 256                | 2 422        | 1 834        | 453                          | 173          | 56                | 183          | 360                         | 1 020              | 597                 |
| 10 | Washing machine .....   | 8 182                | 5 388        | 2 794        | 564                          | 489          | 197               | 656          | 1 376                       | 1 775              | 1 765               |
| 11 | Clothes dryer .....   | 6 895                | 4 785        | 2 109        | 537                          | 398          | 122               | 457          | 1 037                       | 1 029              | 1 257               |
| 12 | Disposal in kitchen sink .....  | 3 910                | 1 748        | 2 163        | 285                          | 21           | 65                | 174          | 332                         | 1 076              | 637                 |
| 13 | Trash compactor .....   | 337                  | 148          | 189          | 17                           | 3            | 7                 | 13           | 38                          | 75                 | 43                  |
|    | <b>Air conditioning:</b>  |                      |              |              |                              |              |                   |              |                             |                    |                     |
| 14 | Central .....   | 6 065                | 3 300        | 2 764        | 563                          | 401          | 119               | 244          | 698                         | 1 435              | 1 217               |
| 15 | Additional central .....  | 257                  | 150          | 107          | 50                           | 27           | –                 | 18           | 36                          | 66                 | 48                  |
| 16 | 1 room unit .....   | 2 500                | 858          | 1 642        | 29                           | 83           | 93                | 389          | 490                         | 446                | 806                 |
| 17 | 2 room units .....  | 1 213                | 705          | 509          | 12                           | 56           | 25                | 211          | 237                         | 155                | 333                 |
| 18 | 3 room units or more .....  | 489                  | 367          | 122          | –                            | 9            | 18                | 86           | 103                         | 39                 | 110                 |
|    | <b>Main Heating Equipment</b>   |                      |              |              |                              |              |                   |              |                             |                    |                     |
| 19 | Warm-air furnace .....  | 7 399                | 3 809        | 3 590        | 420                          | 405          | 199               | 340          | 1 045                       | 1 582              | 1 774               |
| 20 | Steam or hot water system .....                                       | 1 867                | 643          | 1 224        | 13                           | –            | 120               | 177          | 348                         | 285                | 448                 |
| 21 | Electric heat pump .....  | 1 337                | 626          | 712          | 175                          | 105          | 19                | 31           | 96                          | 369                | 280                 |
| 22 | Built-in electric units .....   | 435                  | 115          | 320          | 14                           | 12           | 9                 | 32           | 56                          | 110                | 127                 |
| 23 | Floor, wall, or other built-in hot-air units without ducts .....      | 690                  | 241          | 449          | 3                            | 13           | 30                | 47           | 128                         | 126                | 239                 |
| 24 | Room heaters with flue .....  | 301                  | 145          | 156          | –                            | 11           | 11                | 26           | 100                         | 36                 | 132                 |
| 25 | Room heaters without flue .....                                       | 586                  | 317          | 269          | –                            | 19           | 26                | 560          | 165                         | 79                 | 272                 |
| 26 | Portable electric heaters .....                                       | 109                  | 50           | 59           | –                            | 5            | 7                 | 10           | 13                          | 12                 | 40                  |
| 27 | Stoves .....  | 81                   | 44           | 37           | –                            | 5            | 18                | –            | 31                          | 3                  | 31                  |
| 28 | Fireplaces with inserts .....   | 12                   | 9            | 4            | –                            | 1            | –                 | –            | 1                           | 2                  | 2                   |
| 29 | Fireplaces without inserts .....                                      | 10                   | 6            | 4            | –                            | 2            | –                 | 2            | 6                           | –                  | 6                   |
| 30 | Other .....   | 48                   | 3            | 45           | –                            | –            | 3                 | 7            | 3                           | 21                 | 17                  |
| 31 | Cooking stove .....   | 16                   | 5            | 11           | –                            | 5            | 3                 | 1            | 2                           | 1                  | 13                  |
| 32 | None .....  | 45                   | –            | 45           | –                            | 3            | 2                 | 9            | 6                           | 18                 | 16                  |
|    | <b>Other Heating Equipment<sup>1</sup></b>                            |                      |              |              |                              |              |                   |              |                             |                    |                     |
| 33 | Warm-air furnace .....  | 76                   | 46           | 30           | 2                            | –            | –                 | 3            | 15                          | 14                 | 20                  |
| 34 | Steam or hot water system .....                                       | 28                   | 17           | 11           | –                            | –            | –                 | –            | 9                           | 6                  | –                   |
| 35 | Electric heat pump .....  | 20                   | 3            | 17           | –                            | –            | –                 | 2            | 4                           | 6                  | 10                  |
| 36 | Built-in electric units .....   | 215                  | 117          | 97           | 14                           | 10           | –                 | 20           | 35                          | 38                 | 65                  |
| 37 | Floor, wall, or other built-in hot-air units without ducts .....      | 66                   | 37           | 29           | –                            | –            | 3                 | 11           | 22                          | 6                  | 22                  |
| 38 | Room heaters with flue .....  | 118                  | 91           | 27           | –                            | 2            | 10                | 22           | 55                          | 9                  | 50                  |
| 39 | Room heaters without flue .....                                       | 269                  | 186          | 82           | 18                           | 23           | 14                | 78           | 66                          | 15                 | 77                  |
| 40 | Portable electric heaters .....                                       | 864                  | 498          | 366          | 22                           | 40           | 62                | 118          | 175                         | 85                 | 238                 |
| 41 | Stoves .....  | 178                  | 140          | 38           | 2                            | 3            | 12                | 12           | 65                          | 7                  | 41                  |
| 42 | Fireplaces with inserts .....   | 330                  | 266          | 64           | 35                           | 41           | 4                 | 14           | 43                          | 64                 | 40                  |
| 43 | Fireplaces without inserts .....                                      | 331                  | 254          | 77           | 42                           | 4            | 11                | 10           | 33                          | 55                 | 43                  |
| 44 | Other .....   | 28                   | 22           | 6            | –                            | –            | 3                 | 1            | 10                          | –                  | 6                   |
| 45 | Cooking stove .....   | 121                  | 56           | 66           | –                            | –            | 10                | 11           | 42                          | 19                 | 23                  |
| 46 | None .....  | 10 623               | 4 553        | 6 070        | 507                          | 474          | 337               | 961          | 1 543                       | 2 324              | 2 833               |
| 47 | Used as parallel heating equipment <sup>1</sup> .....                 | 321                  | 209          | 111          | 6                            | 3            | 18                | 39           | 85                          | 36                 | 92                  |
| 48 | Warm-air furnace .....  | 19                   | 6            | 13           | 2                            | –            | –                 | 3            | 2                           | 6                  | 10                  |
| 49 | Steam or hot water system .....                                       | 9                    | 5            | 3            | –                            | –            | –                 | –            | 3                           | –                  | –                   |
| 50 | Electric heat pump .....  | 5                    | –            | 5            | –                            | –            | –                 | –            | 2                           | –                  | 5                   |
| 51 | Built-in electric units .....   | 91                   | 53           | 38           | 2                            | –            | –                 | 8            | 12                          | 6                  | 16                  |
| 52 | Floor, wall, or other built-in hot-air units without ducts .....      | 12                   | 11           | 1            | –                            | –            | 3                 | –            | 4                           | –                  | 5                   |
| 53 | Room heaters with flue .....  | 41                   | 33           | 8            | –                            | –            | 2                 | 9            | 22                          | 3                  | 23                  |
| 54 | Stoves .....  | 35                   | 31           | 4            | –                            | –            | 4                 | 4            | 17                          | –                  | 7                   |
| 55 | Fireplaces with inserts .....   | 47                   | 31           | 16           | –                            | 3            | –                 | 6            | 3                           | 14                 | 12                  |
| 56 | Fireplaces with no inserts .....                                      | 58                   | 44           | 14           | 2                            | –            | 3                 | 6            | 15                          | 7                  | 12                  |
| 57 | Cooking stove .....   | 15                   | 4            | 11           | –                            | –            | 6                 | 1            | 7                           | –                  | 8                   |
| 58 | Other .....   | 6                    | 6            | –            | –                            | –            | –                 | 1            | 5                           | –                  | 2                   |
| 59 | Used as supplemental heating equipment <sup>1</sup> .....             | 1 852                | 1 208        | 644          | 114                          | 105          | 95                | 225          | 372                         | 230                | 435                 |
| 60 | Warm-air furnace .....  | 41                   | 36           | 5            | –                            | –            | –                 | –            | 9                           | 5                  | –                   |
| 61 | Steam or hot water system .....                                       | 6                    | 5            | 1            | –                            | –            | –                 | –            | 5                           | –                  | –                   |
| 62 | Electric heat pump .....  | 13                   | 3            | 9            | –                            | –            | –                 | –            | –                           | 6                  | 5                   |
| 63 | Built-in electric units .....   | 119                  | 64           | 55           | 12                           | 10           | –                 | 11           | 21                          | 32                 | 44                  |
| 64 | Floor, wall, or other built-in hot-air units without ducts .....      | 43                   | 21           | 22           | –                            | –            | –                 | 6            | 14                          | 4                  | 12                  |
| 65 | Room heaters with flue .....  | 64                   | 51           | 12           | –                            | 2            | 7                 | 13           | 28                          | 3                  | 24                  |
| 66 | Room heaters without flue .....                                       | 269                  | 186          | 82           | 18                           | 23           | 14                | 78           | 66                          | 15                 | 77                  |
| 67 | Portable electric heaters .....                                       | 864                  | 498          | 366          | 22                           | 40           | 62                | 118          | 175                         | 85                 | 238                 |
| 68 | Stoves .....  | 142                  | 109          | 33           | 2                            | 3            | 8                 | 7            | 47                          | 7                  | 33                  |
| 69 | Fireplaces with inserts .....   | 225                  | 195          | 30           | 35                           | 38           | 3                 | 8            | 40                          | 34                 | 19                  |
| 70 | Fireplaces with no inserts .....                                      | 273                  | 210          | 63           | 40                           | 4            | 9                 | 4            | 18                          | 48                 | 31                  |
| 71 | Cooking stove .....   | 88                   | 41           | 46           | –                            | –            | 4                 | 10           | 31                          | 13                 | 15                  |
| 72 | Other .....   | 20                   | 15           | 5            | –                            | –            | 3                 | –            | 4                           | –                  | 3                   |
|    | <b>Plumbing</b>   |                      |              |              |                              |              |                   |              |                             |                    |                     |
| 73 | With all plumbing facilities .....                                    | 12 690               | 5 946        | 6 744        | 618                          | 582          | 200               | 1 241        | 1 940                       | 2 608              | 3 319               |
| 74 | Lacking some or all plumbing facilities <sup>1</sup> .....            | 246                  | 68           | 179          | 6                            | 4            | 246               | –            | 61                          | 35                 | 80                  |
| 75 | No hot piped water .....  | 97                   | 26           | 70           | –                            | 2            | 97                | –            | 25                          | 11                 | 41                  |
| 76 | No bathtub and no shower .....  | 76                   | 22           | 54           | –                            | –            | 76                | –            | 18                          | 5                  | 23                  |
| 77 | No flush toilet .....   | 70                   | 22           | 47           | –                            | –            | 70                | –            | 19                          | 5                  | 23                  |
| 78 | No exclusive use .....  | 141                  | 41           | 99           | 6                            | 3            | 141               | –            | 36                          | 24                 | 36                  |

| Total occupied units | In MSAs        |         | Outside MSAs | Urban  |              | Rural |         |              | Regions   |         |       |       |    |
|----------------------|----------------|---------|--------------|--------|--------------|-------|---------|--------------|-----------|---------|-------|-------|----|
|                      | Central cities | Suburbs |              | Total  | Outside MSAs | Total | Suburbs | Outside MSAs | Northeast | Midwest | South | West  |    |
| 12 936               | 7 117          | 4 020   | 1 799        | 11 212 | 831          | 1 724 | 729     | 968          | 2 334     | 2 453   | 6 927 | 1 222 | 1  |
| 390                  | 246            | 106     | 37           | 359    | 22           | 31    | 16      | 15           | 93        | 74      | 191   | 32    | 2  |
| 12 546               | 6 870          | 3 914   | 1 762        | 10 853 | 809          | 1 693 | 713     | 953          | 2 241     | 2 379   | 6 736 | 1 190 | 2  |
| 12 856               | 7 068          | 4 002   | 1 786        | 11 150 | 831          | 1 706 | 724     | 955          | 2 310     | 2 439   | 6 889 | 1 217 | 3  |
| 12 827               | 7 037          | 4 005   | 1 785        | 11 110 | 821          | 1 717 | 726     | 964          | 2 292     | 2 431   | 6 883 | 1 221 | 4  |
| 12 773               | 6 999          | 3 994   | 1 780        | 11 063 | 823          | 1 710 | 725     | 958          | 2 293     | 2 423   | 6 840 | 1 217 | 5  |
| 23                   | 14             | 4       | 4            | 20     | 4            | 4     | 2       | 2            | 10        | 8       | 13    | —     | 6  |
| 49                   | 40             | 5       | 6            | 47     | 2            | 2     | —       | —            | 8         | 14      | 24    | 3     | 7  |
| 4 256                | 1 841          | 2 015   | 400          | 3 667  | 190          | 589   | 368     | 210          | 403       | 606     | 2 646 | 602   | 8  |
| 8 182                | 4 039          | 2 832   | 1 311        | 6 791  | 538          | 1 391 | 600     | 773          | 1 159     | 1 526   | 4 801 | 695   | 9  |
| 6 895                | 3 296          | 2 560   | 1 038        | 5 746  | 426          | 1 149 | 518     | 612          | 831       | 1 412   | 3 991 | 661   | 10 |
| 3 910                | 1 935          | 1 806   | 169          | 3 596  | 126          | 314   | 256     | 43           | 213       | 767     | 2 097 | 834   | 11 |
| 337                  | 195            | 120     | 22           | 299    | 8            | 38    | 21      | 14           | 43        | 58      | 184   | 52    | 12 |
| 6 065                | 2 683          | 2 504   | 877          | 5 043  | 383          | 1 022 | 514     | 494          | 262       | 905     | 4 490 | 409   | 13 |
| 257                  | 82             | 135     | 40           | 213    | 19           | 44    | 23      | 21           | 10        | 34      | 194   | 19    | 14 |
| 2 500                | 1 598          | 538     | 364          | 2 220  | 178          | 280   | 91      | 186          | 719       | 641     | 1 032 | 108   | 15 |
| 1 213                | 724            | 270     | 219          | 1 034  | 102          | 179   | 57      | 117          | 319       | 225     | 648   | 22    | 16 |
| 489                  | 280            | 110     | 99           | 422    | 47           | 67    | 15      | 52           | 126       | 49      | 309   | 5     | 17 |
| 7 399                | 3 992          | 2 470   | 938          | 6 479  | 458          | 920   | 421     | 480          | 840       | 1 881   | 3 921 | 757   | 18 |
| 1 867                | 1 485          | 356     | 25           | 1 838  | 14           | 28    | 17      | 12           | 1 284     | 332     | 231   | 20    | 19 |
| 1 337                | 532            | 606     | 199          | 1 053  | 65           | 284   | 148     | 134          | 22        | 44      | 1 209 | 63    | 20 |
| 435                  | 236            | 119     | 80           | 376    | 46           | 59    | 25      | 34           | 99        | 125     | 152   | 59    | 21 |
| 690                  | 399            | 205     | 85           | 632    | 53           | 58    | 24      | 32           | 65        | 44      | 320   | 261   | 22 |
| 301                  | 107            | 75      | 119          | 205    | 49           | 96    | 21      | 70           | 14        | 17      | 251   | 19    | 23 |
| 586                  | 223            | 96      | 267          | 395    | 121          | 191   | 45      | 146          | 3         | —       | 577   | 6     | 24 |
| 109                  | 59             | 40      | 10           | 96     | 3            | 12    | 5       | 7            | 1         | 3       | 96    | 9     | 25 |
| 81                   | 9              | 26      | 46           | 22     | 6            | 59    | 19      | 40           | —         | 3       | 72    | 7     | 26 |
| 12                   | 5              | 2       | 6            | 9      | 3            | 3     | —       | 3            | —         | 5       | 8     | —     | 27 |
| 10                   | 2              | 2       | 6            | 4      | 2            | 6     | 2       | 4            | —         | —       | 10    | —     | 28 |
| 48                   | 28             | 10      | 10           | 47     | 10           | 1     | 1       | —            | 6         | —       | 36    | 5     | 29 |
| 16                   | 11             | —       | 5            | 11     | —            | 5     | —       | —            | —         | —       | 10    | 6     | 30 |
| 45                   | 29             | 12      | 4            | 43     | 2            | 2     | —       | 2            | —         | —       | 34    | 11    | 31 |
| 76                   | 47             | 16      | 14           | 69     | 6            | 7     | —       | 7            | 10        | 39      | 17    | 11    | 32 |
| 28                   | 15             | 13      | —            | 28     | —            | —     | —       | —            | 26        | —       | 2     | —     | 33 |
| 20                   | 11             | 7       | 2            | 17     | 2            | 3     | 3       | —            | 8         | —       | 12    | —     | 34 |
| 215                  | 138            | 42      | 35           | 184    | 15           | 30    | 11      | 19           | 32        | 32      | 112   | 39    | 35 |
| 66                   | 43             | 18      | 5            | 59     | 2            | 8     | 4       | 4            | 17        | 10      | 33    | 7     | 36 |
| 118                  | 59             | 22      | 37           | 80     | 12           | 38    | 13      | 25           | 18        | 15      | 75    | 10    | 37 |
| 269                  | 112            | 61      | 95           | 197    | 36           | 72    | 12      | 60           | 25        | 18      | 221   | 5     | 38 |
| 864                  | 448            | 257     | 159          | 712    | 53           | 152   | 43      | 106          | 140       | 162     | 444   | 118   | 39 |
| 178                  | 63             | 64      | 52           | 93     | 2            | 85    | 35      | 50           | 35        | 14      | 109   | 20    | 40 |
| 330                  | 98             | 175     | 57           | 205    | 5            | 125   | 73      | 52           | 13        | 44      | 219   | 53    | 41 |
| 331                  | 146            | 151     | 33           | 264    | 13           | 67    | 45      | 20           | 14        | 39      | 217   | 61    | 42 |
| 28                   | 13             | 10      | 5            | 23     | 2            | 5     | 3       | 3            | 2         | 8       | 10    | 7     | 43 |
| 121                  | 86             | 28      | 7            | 116    | 2            | 6     | —       | 6            | 34        | 23      | 58    | 7     | 44 |
| 10 623               | 5 993          | 3 273   | 1 357        | 9 409  | 688          | 1 215 | 522     | 670          | 2 039     | 2 090   | 5 573 | 922   | 45 |
| 321                  | 153            | 98      | 70           | 239    | 28           | 82    | 40      | 42           | 41        | 39      | 197   | 45    | 46 |
| 19                   | 12             | 3       | 4            | 15     | —            | 4     | —       | 4            | 7         | 6       | 4     | 2     | 47 |
| 9                    | 6              | 3       | —            | 9      | —            | —     | —       | —            | 9         | —       | —     | —     | 48 |
| 5                    | 5              | —       | —            | 5      | —            | —     | —       | —            | 3         | —       | 2     | —     | 49 |
| 91                   | 61             | 16      | 15           | 81     | 7            | 10    | 2       | 8            | 12        | 11      | 44    | 25    | 50 |
| 12                   | 3              | 5       | 4            | 5      | 2            | 6     | 4       | 3            | —         | 3       | 9     | —     | 51 |
| 41                   | 14             | 13      | 14           | 23     | 4            | 18    | 9       | 10           | 3         | 6       | 29    | 3     | 52 |
| 35                   | 10             | 12      | 13           | 16     | —            | 19    | 6       | 13           | 4         | 1       | 27    | 3     | 53 |
| 47                   | 21             | 21      | 5            | 34     | 2            | 13    | 10      | 2            | 1         | 5       | 33    | 8     | 54 |
| 58                   | 17             | 23      | 18           | 42     | 11           | 16    | 9       | 7            | —         | —       | 45    | 5     | 55 |
| 15                   | 8              | 3       | 4            | 13     | 2            | 2     | —       | —            | 1         | 2       | 8     | 3     | 56 |
| 6                    | 4              | 2       | —            | 6      | —            | —     | —       | 2            | 1         | 1       | 2     | 1     | 57 |
| 1 852                | 880            | 596     | 376          | 1 420  | 114          | 431   | 165     | 262          | 238       | 288     | 1 097 | 228   | 58 |
| 41                   | 21             | 10      | 10           | 37     | 6            | 4     | —       | 4            | —         | 19      | 14    | 9     | 59 |
| 6                    | 2              | 4       | —            | 6      | —            | —     | —       | —            | 4         | —       | 2     | —     | 60 |
| 13                   | 3              | 7       | 2            | 9      | 2            | 3     | 3       | —            | 3         | —       | 10    | —     | 61 |
| 119                  | 73             | 26      | 20           | 98     | 8            | 20    | 9       | 12           | 19        | 18      | 68    | 14    | 62 |
| 43                   | 28             | 13      | 1            | 41     | —            | 1     | —       | 1            | 14        | 5       | 18    | 5     | 63 |
| 64                   | 35             | 5       | 24           | 44     | 8            | 20    | 5       | 15           | 9         | 8       | 43    | 3     | 64 |
| 269                  | 112            | 61      | 95           | 197    | 36           | 72    | 12      | 60           | 25        | 18      | 221   | 5     | 65 |
| 864                  | 448            | 257     | 159          | 712    | 53           | 152   | 43      | 106          | 140       | 162     | 444   | 118   | 66 |
| 142                  | 51             | 52      | 39           | 76     | 2            | 66    | 28      | 37           | 29        | 13      | 82    | 18    | 67 |
| 225                  | 60             | 115     | 50           | 123    | —            | 102   | 52      | 50           | 6         | 25      | 169   | 24    | 68 |
| 273                  | 129            | 129     | 15           | 221    | 2            | 52    | 37      | 13           | 14        | 32      | 172   | 56    | 69 |
| 88                   | 61             | 23      | 4            | 84     | —            | 4     | —       | 4            | 31        | 17      | 36    | 4     | 70 |
| 20                   | 8              | 8       | 5            | 15     | 2            | 5     | 3       | 3            | —         | 7       | 8     | 6     | 71 |
| 12 690               | 6 971          | 3 967   | 1 751        | 11 008 | 810          | 1 682 | 715     | 941          | 2 262     | 2 414   | 6 810 | 1 204 | 72 |
| 246                  | 145            | 53      | 48           | 204    | 22           | 43    | 14      | 27           | 73        | 39      | 117   | 18    | 73 |
| 97                   | 47             | 16      | 34           | 67     | 14           | 29    | 9       | 20           | 20        | 13      | 61    | 3     | 74 |
| 76                   | 35             | 14      | 27           | 49     | 7            | 27    | 6       | 20           | 20        | 5       | 51    | —     | 75 |
| 70                   | 37             | 16      | 16           | 47     | 4            | 23    | 9       | 12           | 20        | 5       | 44    | —     | 76 |
| 141                  | 96             | 35      | 9            | 131    | 5            | 9     | 5       | 5            | 52        | 26      | 48    | 15    | 77 |

**Table 5-4. Selected Equipment and Plumbing—Occupied Units With Black Householder—Con.**

[Numbers in thousands. Consistent with the 1990 Census. ... means not applicable or sample too small. – means zero or rounds to zero]

| Characteristics                                      | Total occupied units | Tenure |        | Housing unit characteristics |              |                   |          | Household characteristics   |                    |                     |
|--|----------------------|--------|--------|------------------------------|--------------|-------------------|----------|-----------------------------|--------------------|---------------------|
|  |                      | Owner  | Renter | New construction 4 years     | Mobile homes | Physical problems |          | Elderly (65 years and over) | Moved in past year | Below poverty level |
|  |                      |        |        |                              |              | Severe            | Moderate |                             |                    |                     |
| <b>Primary Source of Water</b>                       |                      |        |        |                              |              |                   |          |                             |                    |                     |
| 1 Public system or private company .....             | 12 342               | 5 495  | 6 847  | 520                          | 382          | 419               | 1 164    | 1 855                       | 2 588              | 3 238               |
| 2 Well serving 1 to 5 units .....                    | 581                  | 512    | 69     | 105                          | 204          | 20                | 75       | 141                         | 55                 | 158                 |
| 3 Drilled .....                                      | 423                  | 379    | 44     | 89                           | 148          | 16                | 62       | 101                         | 41                 | 118                 |
| 4 Dug .....  | 102                  | 88     | 14     | 8                            | 37           | 2                 | 9        | 28                          | 9                  | 27                  |
| 5 Not reported .....                                 | 57                   | 45     | 12     | 7                            | 19           | 2                 | 4        | 12                          | 5                  | 13                  |
| 6 Other .....  | 13                   | 7      | 6      | –                            | –            | 8                 | 2        | 5                           | –                  | 3                   |
| <b>Safety of Primary Source of Water</b>             |                      |        |        |                              |              |                   |          |                             |                    |                     |
| 7 Selected primary water sources <sup>2</sup> .....  | 12 933               | 6 010  | 6 923  | 625                          | 586          | 446               | 1 241    | 2 000                       | 2 643              | 3 396               |
| 8 Safe to drink .....                                | 11 200               | 5 336  | 5 864  | 563                          | 545          | 356               | 1 051    | 1 815                       | 2 217              | 2 972               |
| 9 Not safe to drink .....                            | 1 560                | 606    | 954    | 62                           | 41           | 82                | 176      | 171                         | 379                | 383                 |
| 10 Safety not reported .....                         | 173                  | 68     | 105    | –                            | –            | 8                 | 14       | 15                          | 48                 | 41                  |
| <b>Source of Drinking Water</b>                      |                      |        |        |                              |              |                   |          |                             |                    |                     |
| 11 Primary source not safe to drink .....            | 1 560                | 606    | 954    | 62                           | 41           | 82                | 176      | 171                         | 379                | 383                 |
| 12 Drinking and primary water source the same .....  | 310                  | 116    | 194    | 8                            | 5            | 18                | 33       | 46                          | 61                 | 100                 |
| 13 Public or private system .....                    | 309                  | 115    | 194    | 8                            | 5            | 18                | 33       | 46                          | 61                 | 100                 |
| 14 Individual well .....                             | –                    | –      | –      | –                            | –            | –                 | –        | –                           | –                  | –                   |
| 15 Spring .....                                      | –                    | –      | –      | –                            | –            | –                 | –        | –                           | –                  | –                   |
| 16 Cistern .....                                     | –                    | –      | –      | –                            | –            | –                 | –        | –                           | –                  | –                   |
| 17 Stream or lake .....                              | 1                    | 1      | –      | –                            | –            | –                 | –        | –                           | –                  | –                   |
| 18 Other .....                                       | –                    | –      | –      | –                            | –            | –                 | –        | –                           | –                  | –                   |
| 19 Drinking and primary water source different ..... | 1 246                | 490    | 756    | 54                           | 36           | 63                | 144      | 125                         | 318                | 283                 |
| 20 Public or private system .....                    | 3                    | 3      | –      | –                            | –            | –                 | 3        | –                           | –                  | 3                   |
| 21 Individual well .....                             | 12                   | 9      | 3      | –                            | –            | –                 | 2        | 2                           | –                  | 3                   |
| 22 Spring .....                                      | 48                   | 26     | 22     | –                            | –            | 3                 | 9        | 17                          | 14                 | 9                   |
| 23 Cistern .....                                     | 1                    | –      | 1      | –                            | –            | –                 | –        | –                           | –                  | 1                   |
| 24 Stream or lake .....                              | 6                    | –      | 6      | –                            | –            | –                 | –        | –                           | 5                  | 3                   |
| 25 Commercial bottled water .....                    | 1 058                | 394    | 664    | 40                           | 36           | 50                | 117      | 85                          | 284                | 247                 |
| 26 Other .....                                       | 117                  | 59     | 59     | 14                           | –            | 10                | 12       | 21                          | 14                 | 18                  |
| 27 Source of drinking water not reported.....        | 4                    | –      | 4      | –                            | –            | 1                 | –        | –                           | –                  | –                   |
| <b>Means of Sewage Disposal</b>                      |                      |        |        |                              |              |                   |          |                             |                    |                     |
| 28 Public sewer .....                                | 11 714               | 4 990  | 6 723  | 421                          | 212          | 403               | 1 087    | 1 696                       | 2 508              | 3 040               |
| 29 Septic tank, cesspool, chemical toilet .....      | 1 204                | 1 015  | 189    | 203                          | 375          | 25                | 155      | 299                         | 135                | 355                 |
| 30 Other .....                                       | 19                   | 9      | 10     | –                            | –            | 19                | –        | 7                           | –                  | 5                   |

<sup>1</sup>Figures may not add to total because more than one category may apply to a unit.

<sup>2</sup>Excludes units where primary source of water is commercial bottled water.

| Total occupied units | In MSAs        |         | Outside MSAs | Urban  |              | Rural |         |              | Regions   |         |       |       |    |
|----------------------|----------------|---------|--------------|--------|--------------|-------|---------|--------------|-----------|---------|-------|-------|----|
|                      | Central cities | Suburbs |              | Total  | Outside MSAs | Total | Suburbs | Outside MSAs | Northeast | Midwest | South | West  |    |
| 12 342               | 7 088          | 3 811   | 1 443        | 11 150 | 831          | 1 192 | 556     | 612          | 2 319     | 2 416   | 6 388 | 1 219 | 1  |
| 581                  | 24             | 204     | 353          | 56     | —            | 525   | 168     | 353          | 15        | 36      | 527   | 3     | 2  |
| 423                  | 21             | 143     | 259          | 47     | —            | 376   | 113     | 259          | 12        | 22      | 386   | 3     | 3  |
| 102                  | 3              | 25      | 73           | 6      | —            | 96    | 23      | 73           | —         | 10      | 91    | —     | 4  |
| 57                   | —              | 36      | 21           | 4      | —            | 53    | 32      | 21           | 3         | 4       | 50    | —     | 5  |
| 13                   | 5              | 5       | 4            | 5      | —            | 8     | 4       | 4            | —         | 1       | 13    | —     | 6  |
| 12 933               | 7 114          | 4 019   | 1 799        | 11 208 | 831          | 1 724 | 729     | 968          | 2 334     | 2 452   | 6 925 | 1 222 | 7  |
| 11 200               | 6 063          | 3 497   | 1 639        | 9 631  | 756          | 1 568 | 660     | 883          | 1 980     | 2 202   | 6 111 | 907   | 8  |
| 1 560                | 950            | 461     | 149          | 1 419  | 71           | 141   | 61      | 78           | 317       | 218     | 738   | 287   | 9  |
| 173                  | 101            | 61      | 11           | 158    | 4            | 15    | 8       | 7            | 37        | 32      | 76    | 29    | 10 |
| 1 560                | 950            | 461     | 149          | 1 419  | 71           | 141   | 61      | 78           | 317       | 218     | 738   | 287   | 11 |
| 310                  | 203            | 67      | 39           | 281    | 23           | 29    | 12      | 16           | 74        | 63      | 126   | 48    | 12 |
| 309                  | 203            | 67      | 39           | 280    | 23           | 29    | 12      | 16           | 74        | 62      | 126   | 48    | 13 |
| —                    | —              | —       | —            | —      | —            | —     | —       | —            | —         | —       | —     | —     | 14 |
| —                    | —              | —       | —            | —      | —            | —     | —       | —            | —         | —       | —     | —     | 15 |
| —                    | —              | —       | —            | —      | —            | —     | —       | —            | —         | —       | —     | —     | 16 |
| 1                    | —              | 1       | —            | 1      | —            | —     | —       | —            | —         | 1       | —     | —     | 17 |
| —                    | —              | —       | —            | —      | —            | —     | —       | —            | —         | —       | —     | —     | 18 |
| 1 246                | 744            | 392     | 110          | 1 133  | 48           | 113   | 48      | 62           | 239       | 156     | 613   | 239   | 19 |
| 3                    | —              | —       | 3            | —      | —            | 3     | —       | 3            | —         | —       | 3     | —     | 20 |
| 12                   | 8              | 2       | 2            | 12     | 2            | —     | —       | —            | —         | —       | 10    | —     | 21 |
| 48                   | 34             | 11      | 4            | 48     | 4            | —     | —       | —            | 27        | —       | 11    | 10    | 22 |
| 1                    | 1              | —       | —            | 1      | —            | —     | —       | —            | —         | 1       | —     | —     | 23 |
| 6                    | 3              | 3       | —            | 6      | —            | —     | —       | —            | 1         | —       | 3     | —     | 24 |
| 1 058                | 631            | 333     | 94           | 961    | 39           | 97    | 39      | 55           | 187       | 147     | 525   | 200   | 25 |
| 117                  | 66             | 44      | 7            | 104    | 3            | 13    | 9       | 4            | 24        | 7       | 61    | 25    | 26 |
| 4                    | 3              | 1       | —            | 4      | —            | —     | —       | —            | 4         | —       | —     | —     | 27 |
| 11 714               | 7 070          | 3 525   | 1 119        | 11 047 | 823          | 667   | 356     | 296          | 2 274     | 2 410   | 5 820 | 1 210 | 28 |
| 1 204                | 42             | 493     | 668          | 161    | 6            | 1 043 | 370     | 662          | 60        | 43      | 1 088 | 12    | 29 |
| 19                   | 4              | 2       | 12           | 4      | 2            | 15    | 2       | 10           | —         | —       | 19    | —     | 30 |

**Table 5-5. Fuels—Occupied Units With Black Householder**

[Numbers in thousands. Consistent with the 1990 Census. ... means not applicable or sample too small. – means zero or rounds to zero]

| Characteristics                              | Total occupied units | Tenure       |              | Housing unit characteristics |              |                   |              | Household characteristics   |                    |                     |
|--|----------------------|--------------|--------------|------------------------------|--------------|-------------------|--------------|-----------------------------|--------------------|---------------------|
|  |                      | Owner        | Renter       | New construction 4 years     | Mobile homes | Physical problems |              | Elderly (65 years and over) | Moved in past year | Below poverty level |
|  |                      |              |              |                              |              | Severe            | Moderate     |                             |                    |                     |
| <b>1 Total</b>                               | <b>12 936</b>        | <b>6 013</b> | <b>6 923</b> | <b>625</b>                   | <b>586</b>   | <b>446</b>        | <b>1 241</b> | <b>2 001</b>                | <b>2 643</b>       | <b>3 399</b>        |
| <b>Main House Heating Fuel</b>               |                      |              |              |                              |              |                   |              |                             |                    |                     |
| 2 Housing units with heating fuel            | 12 891               | 6 013        | 6 878        | 625                          | 583          | 444               | 1 232        | 1 996                       | 2 625              | 3 383               |
| 3 Electricity                                | 4 324                | 1 649        | 2 675        | 350                          | 348          | 110               | 233          | 393                         | 1 214              | 1 065               |
| 4 Piped gas                                  | 6 718                | 3 415        | 3 303        | 218                          | 67           | 215               | 729          | 1 144                       | 1 195              | 1 815               |
| 5 Bottled gas                                | 509                  | 386          | 124          | 55                           | 124          | 35                | 107          | 150                         | 58                 | 168                 |
| 6 Fuel oil                                   | 1 065                | 405          | 659          | —                            | 8            | 63                | 92           | 231                         | 129                | 237                 |
| 7 Kerosene or other liquid fuel              | 145                  | 84           | 61           | 2                            | 27           | 4                 | 70           | 39                          | 20                 | 49                  |
| 8 Coal or coke                               | 2                    | 2            | —            | —                            | —            | —                 | —            | 2                           | —                  | 2                   |
| 9 Wood                                       | 107                  | 65           | 42           | —                            | 9            | 18                | 2            | 35                          | 3                  | 33                  |
| 10 Solar energy                              | 3                    | 3            | —            | —                            | —            | —                 | —            | —                           | —                  | —                   |
| 11 Other                                     | 18                   | 4            | 14           | —                            | —            | —                 | —            | 1                           | 8                  | 13                  |
| <b>Other House Heating Fuels<sup>1</sup></b> |                      |              |              |                              |              |                   |              |                             |                    |                     |
| 12 With other heating fuel                   | 2 210                | 1 428        | 781          | 118                          | 108          | 107               | 261          | 442                         | 296                | 535                 |
| 13 Electricity                               | 1 122                | 634          | 488          | 32                           | 46           | 67                | 142          | 216                         | 136                | 320                 |
| 14 Piped gas                                 | 452                  | 302          | 150          | 23                           | 3            | 8                 | 71           | 98                          | 87                 | 106                 |
| 15 Bottled gas                               | 85                   | 75           | 11           | 28                           | 21           | 5                 | 14           | 26                          | 8                  | 24                  |
| 16 Fuel oil                                  | 100                  | 57           | 43           | 7                            | 7            | 7                 | 14           | 43                          | 14                 | 32                  |
| 17 Kerosene or other liquid fuel             | 136                  | 86           | 50           | 2                            | 5            | 12                | 23           | 34                          | 3                  | 31                  |
| 18 Coal or coke                              | 2                    | 2            | —            | —                            | —            | —                 | —            | 2                           | —                  | 2                   |
| 19 Wood                                      | 627                  | 491          | 135          | 38                           | 38           | 28                | 30           | 107                         | 71                 | 97                  |
| 20 Solar energy                              | —                    | —            | —            | —                            | —            | —                 | —            | —                           | —                  | —                   |
| 21 Other                                     | 18                   | 11           | 8            | —                            | —            | —                 | 4            | 7                           | 1                  | 5                   |
| <b>Cooking Fuel</b>                          |                      |              |              |                              |              |                   |              |                             |                    |                     |
| 22 With cooking fuel                         | 12 844               | 6 002        | 6 842        | 625                          | 586          | 416               | 1 181        | 1 998                       | 2 614              | 3 354               |
| 23 Electricity                               | 6 182                | 2 861        | 3 321        | 419                          | 406          | 136               | 443          | 725                         | 1 477              | 1 459               |
| 24 Piped gas                                 | 6 173                | 2 790        | 3 384        | 158                          | 54           | 244               | 639          | 1 114                       | 1 090              | 1 733               |
| 25 Bottled gas                               | 489                  | 351          | 138          | 48                           | 126          | 36                | 99           | 159                         | 47                 | 162                 |
| 26 Kerosene or other liquid fuel             | —                    | —            | —            | —                            | —            | —                 | —            | —                           | —                  | —                   |
| 27 Coal or coke                              | —                    | —            | —            | —                            | —            | —                 | —            | —                           | —                  | —                   |
| 28 Wood                                      | —                    | —            | —            | —                            | —            | —                 | —            | —                           | —                  | —                   |
| 29 Other                                     | —                    | —            | —            | —                            | —            | —                 | —            | —                           | —                  | —                   |
| <b>Water Heating Fuel</b>                    |                      |              |              |                              |              |                   |              |                             |                    |                     |
| 30 With hot piped water                      | 12 840               | 5 987        | 6 852        | 625                          | 585          | 350               | 1 241        | 1 977                       | 2 633              | 3 358               |
| 31 Electricity                               | 4 908                | 2 217        | 2 690        | 411                          | 506          | 106               | 408          | 602                         | 1 248              | 1 271               |
| 32 Piped gas                                 | 6 964                | 3 382        | 3 583        | 192                          | 28           | 190               | 725          | 1 159                       | 1 276              | 1 847               |
| 33 Bottled gas                               | 296                  | 214          | 82           | 21                           | 49           | 10                | 42           | 87                          | 27                 | 98                  |
| 34 Fuel oil                                  | 633                  | 164          | 469          | —                            | —            | 44                | 56           | 122                         | 72                 | 133                 |
| 35 Kerosene or other liquid fuel             | 4                    | 2            | 2            | —                            | 2            | —                 | —            | 2                           | 2                  | —                   |
| 36 Coal or coke                              | —                    | —            | —            | —                            | —            | —                 | —            | —                           | —                  | —                   |
| 37 Wood                                      | —                    | —            | —            | —                            | —            | —                 | —            | —                           | —                  | —                   |
| 38 Solar energy                              | 3                    | 3            | —            | —                            | —            | —                 | —            | —                           | 2                  | —                   |
| 39 Other                                     | 31                   | 5            | 26           | —                            | —            | 1                 | 11           | 3                           | 6                  | 9                   |
| <b>Central Air Conditioning Fuel</b>         |                      |              |              |                              |              |                   |              |                             |                    |                     |
| 40 With central air conditioning             | 6 065                | 3 300        | 2 764        | 563                          | 401          | 119               | 244          | 698                         | 1 435              | 1 217               |
| 41 Electricity                               | 5 850                | 3 151        | 2 699        | 553                          | 401          | 119               | 237          | 666                         | 1 391              | 1 191               |
| 42 Piped gas                                 | 194                  | 133          | 61           | 10                           | —            | —                 | 6            | 28                          | 42                 | 24                  |
| 43 Other                                     | 20                   | 16           | 5            | —                            | —            | —                 | —            | 4                           | 2                  | 2                   |
| <b>Other Central Air Fuel</b>                |                      |              |              |                              |              |                   |              |                             |                    |                     |
| 44 With other central air                    | 257                  | 150          | 107          | 50                           | 27           | —                 | 18           | 36                          | 66                 | 48                  |
| 45 Electricity                               | 253                  | 145          | 107          | 48                           | 27           | —                 | 18           | 36                          | 66                 | 48                  |
| 46 Gas                                       | 3                    | 3            | —            | 3                            | —            | —                 | —            | —                           | —                  | —                   |
| 47 Other                                     | 2                    | 2            | —            | —                            | —            | —                 | —            | —                           | —                  | —                   |
| <b>Clothes Dryer Fuel</b>                    |                      |              |              |                              |              |                   |              |                             |                    |                     |
| 48 With clothes dryer                        | 6 895                | 4 785        | 2 109        | 537                          | 398          | 122               | 457          | 1 037                       | 1 029              | 1 257               |
| 49 Electricity                               | 5 269                | 3 565        | 1 704        | 461                          | 388          | 91                | 373          | 788                         | 846                | 971                 |
| 50 Piped gas                                 | 1 584                | 1 196        | 389          | 75                           | 6            | 30                | 70           | 263                         | 178                | 269                 |
| 51 Other                                     | 42                   | 25           | 17           | 1                            | 5            | 2                 | 13           | 6                           | 5                  | 16                  |
| <b>Units Using Each Fuel<sup>1</sup></b>     |                      |              |              |                              |              |                   |              |                             |                    |                     |
| 52 Electricity                               | 12 922               | 6 011        | 6 911        | 625                          | 586          | 432               | 1 241        | 2 001                       | 2 643              | 3 392               |
| 53 Piped gas                                 | 8 634                | 4 028        | 4 607        | 259                          | 85           | 312               | 873          | 1 418                       | 1 595              | 2 286               |
| 54 Bottled gas                               | 740                  | 542          | 198          | 82                           | 166          | 46                | 134          | 214                         | 72                 | 226                 |
| 55 Fuel oil                                  | 1 943                | 725          | 1 218        | 41                           | 55           | 114               | 190          | 364                         | 304                | 500                 |
| 56 Kerosene or other liquid fuel             | 274                  | 169          | 105          | 5                            | 30           | 16                | 87           | 76                          | 23                 | 78                  |
| 57 Coal or coke                              | 2                    | 2            | —            | —                            | —            | —                 | —            | 2                           | —                  | 2                   |
| 58 Wood                                      | 704                  | 530          | 174          | 38                           | 47           | 40                | 32           | 126                         | 73                 | 124                 |
| 59 Solar energy                              | 7                    | 7            | —            | —                            | —            | —                 | —            | —                           | 2                  | —                   |
| 60 Other                                     | 86                   | 33           | 52           | —                            | 3            | 1                 | 25           | 16                          | 15                 | 29                  |
| 61 All electric units                        | 3 238                | 1 272        | 1 966        | 313                          | 316          | 66                | 160          | 270                         | 941                | 796                 |

<sup>1</sup>Figures may not add to total because more than one category may apply to a unit.

| Total occupied units | In MSAs        |         | Outside MSAs | Urban  |              | Rural |         |              | Regions   |         |       |       |    |
|----------------------|----------------|---------|--------------|--------|--------------|-------|---------|--------------|-----------|---------|-------|-------|----|
|                      | Central cities | Suburbs |              | Total  | Outside MSAs | Total | Suburbs | Outside MSAs | Northeast | Midwest | South | West  |    |
| 12 936               | 7 117          | 4 020   | 1 799        | 11 212 | 831          | 1 724 | 729     | 968          | 2 334     | 2 453   | 6 927 | 1 222 | 1  |
| 12 891               | 7 087          | 4 008   | 1 795        | 11 169 | 829          | 1 722 | 729     | 966          | 2 334     | 2 453   | 6 893 | 1 211 | 2  |
| 4 324                | 2 027          | 1 626   | 671          | 3 601  | 321          | 722   | 365     | 350          | 243       | 419     | 3 334 | 329   | 3  |
| 6 718                | 4 186          | 1 912   | 620          | 6 327  | 434          | 391   | 193     | 185          | 1 250     | 1 937   | 2 689 | 841   | 4  |
| 509                  | 78             | 131     | 300          | 157    | 33           | 352   | 82      | 267          | 15        | 43      | 434   | 17    | 5  |
| 1 065                | 741            | 248     | 76           | 975    | 15           | 89    | 27      | 60           | 818       | 30      | 206   | 11    | 6  |
| 145                  | 29             | 55      | 60           | 53     | 9            | 92    | 38      | 51           | 3         | 1       | 137   | 3     | 7  |
| 2                    | -              | 2       | -            | 2      | -            | -     | -       | -            | -         | -       | 2     | -     | 8  |
| 107                  | 13             | 31      | 63           | 31     | 11           | 76    | 23      | 53           | 1         | 8       | 91    | 7     | 9  |
| 3                    | 3              | -       | -            | 3      | -            | -     | -       | -            | -         | -       | -     | 3     | 10 |
| 18                   | 11             | 2       | 5            | 18     | 5            | -     | -       | -            | 3         | 15      | -     | -     | 11 |
| 2 210                | 1 064          | 718     | 428          | 1 707  | 137          | 502   | 207     | 291          | 290       | 354     | 1 281 | 284   | 12 |
| 1 122                | 612            | 308     | 203          | 940    | 79           | 182   | 55      | 124          | 169       | 209     | 585   | 158   | 13 |
| 452                  | 258            | 128     | 66           | 400    | 42           | 52    | 29      | 23           | 59        | 97      | 250   | 46    | 14 |
| 85                   | 5              | 28      | 52           | 29     | 11           | 56    | 15      | 41           | 3         | 3       | 80    | -     | 15 |
| 100                  | 56             | 27      | 17           | 82     | 2            | 18    | 2       | 16           | 47        | 9       | 37    | 7     | 16 |
| 136                  | 65             | 36      | 35           | 90     | 2            | 45    | 12      | 33           | 21        | 19      | 93    | 2     | 17 |
| 2                    | -              | 2       | -            | 2      | -            | -     | -       | -            | -         | -       | 2     | -     | 18 |
| 627                  | 222            | 289     | 116          | 398    | 13           | 229   | 124     | 103          | 48        | 52      | 424   | 103   | 19 |
| -                    | -              | -       | -            | -      | -            | -     | -       | -            | -         | -       | -     | -     | 20 |
| 18                   | 11             | 7       | -            | 18     | -            | -     | -       | -            | 3         | 7       | 2     | 6     | 21 |
| 12 844               | 7 051          | 4 003   | 1 790        | 11 128 | 828          | 1 716 | 727     | 962          | 2 311     | 2 436   | 6 877 | 1 220 | 22 |
| 6 182                | 2 902          | 2 259   | 1 021        | 5 098  | 445          | 1 084 | 488     | 576          | 524       | 947     | 4 211 | 500   | 23 |
| 6 173                | 4 089          | 1 599   | 485          | 5 890  | 366          | 283   | 157     | 119          | 1 755     | 1 458   | 2 258 | 702   | 24 |
| 489                  | 61             | 144     | 284          | 140    | 18           | 349   | 81      | 266          | 31        | 32      | 408   | 18    | 25 |
| -                    | -              | -       | -            | -      | -            | -     | -       | -            | -         | -       | -     | -     | 26 |
| -                    | -              | -       | -            | -      | -            | -     | -       | -            | -         | -       | -     | -     | 27 |
| -                    | -              | -       | -            | -      | -            | -     | -       | -            | -         | -       | -     | -     | 28 |
| -                    | -              | -       | -            | -      | -            | -     | -       | -            | -         | -       | -     | -     | 29 |
| 12 840               | 7 070          | 4 005   | 1 765        | 11 144 | 817          | 1 695 | 720     | 948          | 2 314     | 2 440   | 6 867 | 1 219 | 30 |
| 4 908                | 2 057          | 1 742   | 1 109        | 3 723  | 392          | 1 185 | 455     | 717          | 286       | 403     | 3 951 | 268   | 31 |
| 6 964                | 4 458          | 2 010   | 497          | 6 653  | 399          | 311   | 201     | 98           | 1 399     | 1 992   | 2 644 | 930   | 32 |
| 296                  | 60             | 100     | 136          | 129    | 20           | 168   | 52      | 116          | 19        | 43      | 215   | 20    | 33 |
| 633                  | 477            | 140     | 16           | 610    | 6            | 23    | 13      | 10           | 603       | -       | 30    | -     | 34 |
| 4                    | 2              | -       | 2            | -      | -            | 4     | -       | 2            | 2         | -       | 2     | -     | 35 |
| -                    | -              | -       | -            | -      | -            | -     | -       | -            | -         | -       | -     | -     | 36 |
| -                    | -              | -       | -            | -      | -            | -     | -       | -            | -         | -       | -     | -     | 37 |
| 3                    | 2              | 1       | -            | 3      | -            | -     | -       | -            | -         | -       | 2     | 1     | 38 |
| 31                   | 14             | 12      | 5            | 26     | -            | 5     | -       | 5            | 6         | 2       | 23    | -     | 39 |
| 6 065                | 2 683          | 2 504   | 877          | 5 043  | 383          | 1 022 | 514     | 494          | 262       | 905     | 4 490 | 409   | 40 |
| 5 850                | 2 588          | 2 413   | 849          | 4 852  | 375          | 998   | 511     | 474          | 220       | 871     | 4 367 | 392   | 41 |
| 194                  | 88             | 90      | 17           | 181    | 6            | 14    | 3       | 10           | 42        | 34      | 104   | 15    | 42 |
| 20                   | 7              | 1       | 12           | 10     | 2            | 10    | -       | 10           | -         | -       | 19    | 1     | 43 |
| 257                  | 82             | 135     | 40           | 213    | 19           | 44    | 23      | 21           | 10        | 34      | 194   | 19    | 44 |
| 253                  | 80             | 132     | 40           | 208    | 19           | 44    | 23      | 21           | 10        | 32      | 192   | 19    | 45 |
| 3                    | -              | 3       | -            | 3      | -            | -     | -       | -            | -         | -       | 3     | -     | 46 |
| 2                    | 2              | -       | -            | 2      | -            | -     | -       | -            | -         | 2       | -     | -     | 47 |
| 6 895                | 3 296          | 2 560   | 1 038        | 5 746  | 426          | 1 149 | 518     | 612          | 831       | 1 412   | 3 991 | 661   | 48 |
| 5 269                | 2 312          | 1 961   | 997          | 4 196  | 406          | 1 073 | 468     | 591          | 539       | 781     | 3 598 | 352   | 49 |
| 1 584                | 957            | 592     | 35           | 1 516  | 18           | 68    | 47      | 17           | 289       | 614     | 380   | 301   | 50 |
| 42                   | 27             | 8       | 7            | 34     | 3            | 7     | 3       | 4            | 3         | 17      | 14    | 8     | 51 |
| 12 922               | 7 105          | 4 018   | 1 799        | 11 198 | 831          | 1 724 | 729     | 968          | 2 325     | 2 451   | 6 927 | 1 219 | 52 |
| 8 634                | 5 483          | 2 399   | 752          | 8 179  | 543          | 455   | 234     | 209          | 2 005     | 2 198   | 3 425 | 1 006 | 53 |
| 740                  | 108            | 230     | 403          | 256    | 44           | 485   | 122     | 359          | 37        | 48      | 632   | 23    | 54 |
| 1 943                | 1 296          | 473     | 174          | 1 769  | 60           | 174   | 56      | 114          | 1 061     | 166     | 626   | 90    | 55 |
| 274                  | 95             | 89      | 90           | 143    | 12           | 131   | 48      | 78           | 24        | 20      | 224   | 6     | 56 |
| 2                    | -              | 2       | -            | 2      | -            | -     | -       | -            | -         | -       | 2     | -     | 57 |
| 704                  | 234            | 307     | 163          | 424    | 21           | 280   | 137     | 141          | 50        | 59      | 488   | 107   | 58 |
| 7                    | 6              | 1       | -            | 7      | -            | -     | -       | -            | -         | -       | 2     | 5     | 59 |
| 86                   | 48             | 23      | 15           | 79     | 8            | 7     | -       | 7            | 9         | 29      | 40    | 8     | 60 |
| 3 238                | 1 429          | 1 250   | 559          | 2 592  | 238          | 646   | 318     | 321          | 114       | 236     | 2 679 | 209   | 61 |



**Table 5-6. Failures in Equipment—Occupied Units With Black Householder**

[Numbers in thousands. Consistent with the 1990 Census. ... means not applicable or sample too small. — means zero or rounds to zero]

| Characteristics   | Total occupied units | Tenure       |              | Housing unit characteristics |              |                   |              |                             | Household characteristics |                     |  |
|---|----------------------|--------------|--------------|------------------------------|--------------|-------------------|--------------|-----------------------------|---------------------------|---------------------|--|
|   |                      | Owner        | Renter       | New construction 4 years     | Mobile homes | Physical problems |              | Elderly (65 years and over) | Moved in past year        | Below poverty level |  |
|   |                      |              |              |                              |              | Severe            | Moderate     |                             |                           |                     |  |
| <b>1 Total</b>  | <b>12 936</b>        | <b>6 013</b> | <b>6 923</b> | <b>625</b>                   | <b>586</b>   | <b>446</b>        | <b>1 241</b> | <b>2 001</b>                | <b>2 643</b>              | <b>3 399</b>        |  |
| <b>Water Supply Stoppage</b>  |                      |              |              |                              |              |                   |              |                             |                           |                     |  |
| 2 With hot and cold piped water                                     | 12 840               | 5 987        | 6 852        | 625                          | 585          | 350               | 1 241        | 1 977                       | 2 633                     | 3 358               |  |
| 3 No stoppage in last 3 months                                      | 12 178               | 5 770        | 6 408        | 610                          | 563          | 313               | 1 164        | 1 907                       | 2 475                     | 3 158               |  |
| 4 With stoppage in last 3 months                                    | 470                  | 135          | 335          | 14                           | 21           | 33                | 57           | 46                          | 114                       | 147                 |  |
| 5 No stoppage lasting 6 hours or more                               | 146                  | 42           | 104          | 8                            | 8            | 5                 | 17           | 18                          | 41                        | 46                  |  |
| 6 1 time lasting 6 hours or more                                    | 169                  | 50           | 119          | —                            | 7            | 15                | 16           | 18                          | 37                        | 42                  |  |
| 7 2 times   | 36                   | 11           | 25           | 3                            | —            | 2                 | 3            | 4                           | 5                         | 12                  |  |
| 8 3 times   | 28                   | 2            | 25           | —                            | —            | 4                 | 10           | —                           | 15                        | 14                  |  |
| 9 4 times or more   | 74                   | 22           | 52           | 3                            | 6            | 7                 | 12           | 7                           | 16                        | 22                  |  |
| 10 Number of times not reported                                     | 16                   | 6            | 10           | —                            | —            | —                 | —            | —                           | —                         | 10                  |  |
| 11 Stoppage not reported  | 191                  | 82           | 109          | —                            | 1            | 4                 | 20           | 23                          | 43                        | 54                  |  |
| <b>Flush Toilet Breakdowns</b>                                      |                      |              |              |                              |              |                   |              |                             |                           |                     |  |
| 12 With one or more flush toilets                                   | 12 866               | 5 991        | 6 875        | 625                          | 586          | 377               | 1 241        | 1 982                       | 2 638                     | 3 376               |  |
| 13 With at least one working toilet at all times in last 3 months   | 12 009               | 5 776        | 6 232        | 613                          | 572          | 279               | 1 062        | 1 897                       | 2 387                     | 3 063               |  |
| 14 None working some time in last 3 months                          | 614                  | 119          | 495          | 12                           | 9            | 70                | 141          | 44                          | 211                       | 226                 |  |
| 15 No breakdowns lasting 6 hours or more                            | 223                  | 46           | 177          | 5                            | 3            | 16                | 25           | 21                          | 84                        | 71                  |  |
| 16 1 time lasting 6 hours or more                                   | 221                  | 43           | 178          | 6                            | —            | 22                | 38           | 12                          | 65                        | 62                  |  |
| 17 2 times  | 81                   | 9            | 72           | —                            | 2            | 12                | 11           | 4                           | 32                        | 44                  |  |
| 18 3 times  | 27                   | 11           | 16           | —                            | —            | 4                 | 23           | —                           | 6                         | 18                  |  |
| 19 4 times or more  | 55                   | 7            | 49           | —                            | 3            | 15                | 40           | 4                           | 23                        | 31                  |  |
| 20 Number of times not reported                                     | 6                    | 3            | 3            | —                            | —            | —                 | 3            | 3                           | —                         | 1                   |  |
| 21 Breakdowns not reported  | 244                  | 96           | 148          | —                            | 5            | 28                | 39           | 41                          | 40                        | 86                  |  |
| <b>Sewage Disposal Breakdowns</b>                                   |                      |              |              |                              |              |                   |              |                             |                           |                     |  |
| 22 With public sewer  | 11 714               | 4 990        | 6 723        | 421                          | 212          | 403               | 1 087        | 1 696                       | 2 508                     | 3 040               |  |
| 23 No breakdowns in last 3 months                                   | 11 387               | 4 862        | 6 525        | 412                          | 200          | 371               | 1 014        | 1 665                       | 2 436                     | 2 934               |  |
| 24 With breakdowns in last 3 months                                 | 327                  | 128          | 198          | 9                            | 12           | 31                | 73           | 31                          | 72                        | 106                 |  |
| 25 No breakdowns lasting 6 hours or more                            | 81                   | 36           | 45           | —                            | —            | 4                 | 12           | 15                          | 18                        | 30                  |  |
| 26 1 time lasting 6 hours or more                                   | 158                  | 70           | 89           | 9                            | 6            | 15                | 22           | 12                          | 34                        | 45                  |  |
| 27 2 times  | 31                   | 11           | 20           | —                            | 3            | —                 | 6            | 1                           | 7                         | 9                   |  |
| 28 3 times  | 22                   | 8            | 14           | —                            | —            | 3                 | 16           | 1                           | 3                         | 12                  |  |
| 29 4 times or more  | 34                   | 4            | 30           | —                            | 3            | 9                 | 16           | 2                           | 10                        | 11                  |  |
| 30 With septic tank or cesspool                                     | 1 204                | 1 015        | 189          | 203                          | 375          | 25                | 155          | 299                         | 135                       | 355                 |  |
| 31 No breakdowns in last 3 months                                   | 1 169                | 984          | 186          | 199                          | 364          | 22                | 146          | 294                         | 130                       | 346                 |  |
| 32 With breakdowns in last 3 months                                 | 34                   | 31           | 3            | 4                            | 10           | 3                 | 9            | 5                           | 5                         | 8                   |  |
| 33 No breakdowns lasting 6 hours or more                            | 5                    | 5            | —            | —                            | —            | —                 | 3            | —                           | —                         | 3                   |  |
| 34 1 time lasting 6 hours or more                                   | 19                   | 17           | 2            | —                            | 6            | —                 | 6            | 2                           | 5                         | 5                   |  |
| 35 2 times  | 7                    | 7            | —            | 4                            | 4            | 3                 | —            | 3                           | —                         | —                   |  |
| 36 3 times  | —                    | —            | —            | —                            | —            | —                 | —            | —                           | —                         | —                   |  |
| 37 4 times or more  | 3                    | 3            | 1            | —                            | —            | —                 | —            | —                           | —                         | 1                   |  |
| <b>Heating Problems</b>   |                      |              |              |                              |              |                   |              |                             |                           |                     |  |
| 38 With heating equipment and occupied last winter                  | 10 983               | 5 712        | 5 271        | 495                          | 514          | 418               | 1 014        | 1 955                       | 727                       | 2 793               |  |
| 39 Not uncomfortably cold for 24 hours or more last winter          | 9 561                | 5 160        | 4 402        | 453                          | 464          | 205               | 811          | 1 810                       | 616                       | 2 333               |  |
| 40 Uncomfortably cold for 24 hours or more last winter <sup>1</sup> | 1 244                | 471          | 774          | 42                           | 50           | 207               | 181          | 115                         | 95                        | 413                 |  |
| 41 Equipment breakdowns   | 528                  | 151          | 377          | 8                            | 11           | 173               | 53           | 34                          | 64                        | 174                 |  |
| 42 No breakdowns lasting 6 hours or more                            | 32                   | 19           | 13           | —                            | 2            | 3                 | 1            | 6                           | —                         | 15                  |  |
| 43 1 time lasting 6 hours or more                                   | 229                  | 75           | 154          | 8                            | 3            | 2                 | 30           | 12                          | 37                        | 51                  |  |
| 44 2 times  | 88                   | 22           | 66           | —                            | 2            | —                 | 19           | 8                           | 7                         | 24                  |  |
| 45 3 times  | 41                   | 14           | 28           | —                            | —            | 41                | —            | 2                           | 5                         | 16                  |  |
| 46 4 times or more  | 125                  | 17           | 108          | —                            | 3            | 125               | —            | 5                           | 16                        | 61                  |  |
| 47 Number of times not reported                                     | 13                   | 4            | 9            | —                            | —            | 1                 | 2            | 1                           | —                         | 7                   |  |
| 48 Other causes   | 782                  | 337          | 446          | 33                           | 41           | 59                | 134          | 85                          | 33                        | 274                 |  |
| 49 Utility interruption   | 141                  | 118          | 24           | 10                           | 17           | 1                 | 14           | 19                          | 2                         | 18                  |  |
| 50 Inadequate heating capacity                                      | 273                  | 78           | 195          | 15                           | 14           | 40                | 46           | 34                          | 16                        | 126                 |  |
| 51 Inadequate insulation  | 233                  | 68           | 165          | 4                            | 5            | 20                | 56           | 25                          | 8                         | 82                  |  |
| 52 Cost of heating  | 61                   | 32           | 29           | 3                            | 2            | 8                 | 4            | 9                           | 2                         | 17                  |  |
| 53 Other  | 194                  | 69           | 126          | 5                            | 5            | 14                | 47           | 14                          | 8                         | 79                  |  |
| 54 Not reported   | 20                   | 9            | 11           | —                            | —            | 5                 | 1            | 2                           | —                         | 7                   |  |
| 55 Reason for discomfort not reported                               | 4                    | —            | 4            | —                            | —            | —                 | 1            | —                           | —                         | —                   |  |
| 56 Discomfort not reported  | 177                  | 82           | 95           | —                            | 1            | 6                 | 22           | 29                          | 16                        | 47                  |  |
| <b>Electric Fuses and Circuit Breakers</b>                          |                      |              |              |                              |              |                   |              |                             |                           |                     |  |
| 57 With electrical wiring   | 12 936               | 6 013        | 6 923        | 625                          | 586          | 446               | 1 241        | 2 001                       | 2 643                     | 3 399               |  |
| 58 No fuses or breakers blown in last 3 months                      | 11 098               | 5 159        | 5 939        | 534                          | 501          | 336               | 1 027        | 1 778                       | 2 303                     | 2 877               |  |
| 59 With fuses or breakers blown in last 3 months                    | 1 486                | 698          | 788          | 91                           | 81           | 92                | 170          | 167                         | 282                       | 418                 |  |
| 60 1 time   | 687                  | 366          | 320          | 42                           | 43           | 34                | 69           | 98                          | 116                       | 211                 |  |
| 61 2 times  | 361                  | 160          | 201          | 19                           | 17           | 22                | 33           | 28                          | 84                        | 69                  |  |
| 62 3 times  | 130                  | 56           | 74           | 2                            | 4            | 8                 | 15           | 18                          | 14                        | 27                  |  |
| 63 4 times or more  | 286                  | 99           | 187          | 18                           | 7            | 26                | 49           | 19                          | 63                        | 106                 |  |
| 64 Number of times not reported                                     | 23                   | 16           | 7            | 9                            | 11           | 2                 | 3            | 4                           | 4                         | 5                   |  |
| 65 Problem not reported or don't know                               | 352                  | 157          | 196          | —                            | 5            | 18                | 44           | 56                          | 59                        | 104                 |  |

<sup>1</sup>Other causes and equipment breakdowns may not add to total as both may be reported.

| Total occupied units | In MSAs        |              | Outside MSAs | Urban         |              | Rural        |            |              | Regions      |              |              |              |          |
|----------------------|----------------|--------------|--------------|---------------|--------------|--------------|------------|--------------|--------------|--------------|--------------|--------------|----------|
|                      | Central cities | Suburbs      |              | Total         | Outside MSAs | Total        | Suburbs    | Outside MSAs | Northeast    | Midwest      | South        | West         |          |
| <b>12 936</b>        | <b>7 117</b>   | <b>4 020</b> | <b>1 799</b> | <b>11 212</b> | <b>831</b>   | <b>1 724</b> | <b>729</b> | <b>968</b>   | <b>2 334</b> | <b>2 453</b> | <b>6 927</b> | <b>1 222</b> | <b>1</b> |
| 12 840               | 7 070          | 4 005        | 1 765        | 11 144        | 817          | 1 695        | 720        | 948          | 2 314        | 2 440        | 6 867        | 1 219        | 2        |
| 12 178               | 6 693          | 3 798        | 1 687        | 10 578        | 793          | 1 600        | 679        | 893          | 2 206        | 2 333        | 6 488        | 1 151        | 3        |
| 470                  | 287            | 126          | 57           | 402           | 17           | 68           | 28         | 40           | 85           | 65           | 259          | 61           | 4        |
| 146                  | 88             | 47           | 11           | 124           | 2            | 23           | 13         | 9            | 22           | 27           | 71           | 27           | 5        |
| 169                  | 100            | 35           | 34           | 142           | 11           | 27           | 3          | 23           | 35           | 28           | 87           | 18           | 6        |
| 36                   | 25             | 5            | 6            | 30            | 2            | 7            | 3          | 4            | 3            | 4            | 21           | 9            | 7        |
| 28                   | 21             | 6            | —            | 28            | —            | —            | —          | —            | 10           | 2            | 12           | 4            | 8        |
| 74                   | 47             | 22           | 5            | 67            | 2            | 8            | 4          | 3            | 12           | 5            | 55           | 2            | 9        |
| 16                   | 6              | 10           | —            | 12            | —            | 4            | 4          | —            | 2            | —            | 14           | —            | 10       |
| 191                  | 89             | 80           | 21           | 164           | 7            | 27           | 12         | 14           | 23           | 41           | 119          | 7            | 11       |
| 12 866               | 7 079          | 4 004        | 1 783        | 11 165        | 827          | 1 701        | 720        | 956          | 2 314        | 2 448        | 6 883        | 1 222        | 12       |
| 12 009               | 6 563          | 3 738        | 1 708        | 10 376        | 786          | 1 632        | 687        | 922          | 2 184        | 2 292        | 6 405        | 1 128        | 13       |
| 614                  | 398            | 176          | 40           | 580           | 26           | 34           | 18         | 14           | 101          | 98           | 331          | 84           | 14       |
| 223                  | 136            | 67           | 20           | 197           | 8            | 25           | 11         | 12           | 42           | 27           | 118          | 36           | 15       |
| 221                  | 137            | 73           | 11           | 214           | 11           | 7            | 7          | —            | 31           | 51           | 110          | 28           | 16       |
| 81                   | 52             | 25           | 4            | 81            | 4            | —            | —          | —            | 13           | 6            | 49           | 12           | 17       |
| 27                   | 24             | 1            | 2            | 25            | —            | 2            | —          | 2            | —            | 10           | 16           | 1            | 18       |
| 55                   | 44             | 7            | 4            | 55            | 4            | —            | —          | —            | 11           | 4            | 34           | 6            | 19       |
| 6                    | 4              | 2            | —            | 6             | —            | —            | —          | —            | 4            | —            | 2            | —            | 20       |
| 244                  | 119            | 90           | 35           | 209           | 15           | 35           | 14         | 21           | 29           | 57           | 147          | 10           | 21       |
| 11 714               | 7 070          | 3 525        | 1 119        | 11 047        | 823          | 667          | 356        | 296          | 2 274        | 2 410        | 5 820        | 1 210        | 22       |
| 11 387               | 6 857          | 3 449        | 1 080        | 10 734        | 789          | 653          | 347        | 291          | 2 218        | 2 339        | 5 662        | 1 169        | 23       |
| 327                  | 213            | 75           | 38           | 313           | 34           | 14           | 9          | 4            | 56           | 71           | 158          | 41           | 24       |
| 81                   | 45             | 20           | 15           | 79            | 13           | 2            | —          | 2            | 13           | 21           | 43           | 4            | 25       |
| 158                  | 114            | 34           | 10           | 147           | 8            | 11           | 9          | 2            | 22           | 36           | 71           | 30           | 26       |
| 31                   | 12             | 10           | 9            | 31            | 9            | —            | —          | —            | 8            | 5            | 13           | 5            | 27       |
| 22                   | 19             | 3            | —            | 22            | —            | —            | —          | —            | 2            | 8            | 11           | —            | 28       |
| 34                   | 22             | 8            | 4            | 34            | 4            | —            | —          | —            | 11           | 1            | 20           | 2            | 29       |
| 1 204                | 42             | 493          | 668          | 161           | 6            | 1 043        | 370        | 662          | 60           | 43           | 1 088        | 12           | 30       |
| 1 169                | 39             | 470          | 661          | 150           | 6            | 1 019        | 355        | 655          | 52           | 41           | 1 065        | 12           | 31       |
| 34                   | 3              | 23           | 8            | 11            | —            | 24           | 16         | 8            | 9            | 3            | 23           | —            | 32       |
| 5                    | —              | 2            | 3            | 2             | —            | 3            | —          | 3            | 2            | —            | 3            | —            | 33       |
| 19                   | 2              | 17           | 8            | 8             | —            | 12           | 12         | —            | 3            | —            | 16           | —            | 34       |
| 7                    | —              | 4            | 3            | —             | —            | 7            | 4          | 3            | —            | 3            | 4            | —            | 35       |
| —                    | —              | —            | —            | —             | —            | —            | —          | —            | —            | —            | —            | —            | 36       |
| 3                    | 1              | —            | 3            | 1             | —            | 3            | —          | 3            | 3            | —            | —            | —            | 37       |
| 10 983               | 6 050          | 3 338        | 1 595        | 9 435         | 700          | 1 548        | 631        | 894          | 2 085        | 2 022        | 5 832        | 1 044        | 38       |
| 9 561                | 5 139          | 2 973        | 1 449        | 8 151         | 645          | 1 411        | 586        | 804          | 1 753        | 1 680        | 5 238        | 890          | 39       |
| 1 244                | 815            | 296          | 134          | 1 123         | 51           | 121          | 36         | 83           | 310          | 297          | 495          | 143          | 40       |
| 528                  | 396            | 99           | 33           | 503           | 19           | 25           | 11         | 14           | 139          | 132          | 214          | 43           | 41       |
| 32                   | 18             | 6            | 7            | 28            | 3            | 4            | —          | 4            | 6            | 6            | 16           | 4            | 42       |
| 229                  | 159            | 54           | 15           | 217           | 7            | 12           | 4          | 8            | 51           | 72           | 95           | 11           | 43       |
| 88                   | 75             | 6            | 6            | 85            | 4            | 2            | —          | 2            | 27           | 21           | 31           | 9            | 44       |
| 41                   | 33             | 8            | —            | 41            | —            | —            | —          | —            | 20           | 7            | 11           | 3            | 45       |
| 125                  | 101            | 19           | 5            | 122           | 5            | 3            | 3          | —            | 33           | 24           | 57           | 12           | 46       |
| 13                   | 9              | 4            | —            | 9             | —            | 4            | 4          | —            | 3            | 2            | 4            | 4            | 47       |
| 782                  | 466            | 204          | 112          | 682           | 39           | 100          | 25         | 73           | 195          | 167          | 313          | 108          | 48       |
| 141                  | 59             | 50           | 32           | 110           | 7            | 32           | 7          | 25           | 15           | 38           | 81           | 7            | 49       |
| 273                  | 164            | 59           | 51           | 238           | 23           | 36           | 8          | 28           | 88           | 31           | 112          | 42           | 50       |
| 233                  | 157            | 44           | 32           | 211           | 13           | 22           | 3          | 19           | 59           | 49           | 95           | 29           | 51       |
| 61                   | 37             | 15           | 9            | 53            | 2            | 9            | 2          | 7            | 11           | 9            | 18           | 23           | 52       |
| 194                  | 126            | 54           | 14           | 175           | 5            | 19           | 7          | 10           | 42           | 49           | 67           | 36           | 53       |
| 20                   | 10             | 8            | 2            | 19            | —            | 2            | —          | 2            | 6            | —            | 4            | —            | 54       |
| 4                    | 3              | 1            | —            | 4             | —            | —            | —          | —            | 1            | 3            | —            | —            | 55       |
| 177                  | 96             | 69           | 12           | 161           | 5            | 17           | 9          | 7            | 23           | 44           | 100          | 11           | 56       |
| 12 936               | 7 117          | 4 020        | 1 799        | 11 212        | 831          | 1 724        | 729        | 968          | 2 334        | 2 453        | 6 927        | 1 222        | 57       |
| 11 098               | 6 038          | 3 523        | 1 537        | 9 597         | 689          | 1 501        | 629        | 848          | 2 014        | 2 040        | 5 977        | 1 067        | 58       |
| 1 486                | 883            | 372          | 231          | 1 310         | 135          | 176          | 80         | 96           | 271          | 350          | 733          | 132          | 59       |
| 687                  | 403            | 184          | 100          | 611           | 60           | 76           | 36         | 40           | 113          | 175          | 336          | 62           | 60       |
| 361                  | 224            | 91           | 47           | 315           | 21           | 47           | 21         | 26           | 72           | 85           | 170          | 34           | 61       |
| 130                  | 88             | 26           | 17           | 116           | 5            | 15           | 3          | 12           | 31           | 38           | 54           | 7            | 62       |
| 286                  | 165            | 70           | 51           | 251           | 37           | 35           | 21         | 14           | 52           | 53           | 152          | 29           | 63       |
| 23                   | 4              | 1            | 17           | 18            | 13           | 4            | —          | 4            | 3            | —            | 20           | —            | 64       |
| 352                  | 195            | 126          | 31           | 305           | 7            | 47           | 20         | 24           | 49           | 63           | 217          | 23           | 65       |

**Table 5-7. Additional Indicators of Housing Quality—Occupied Units With Black Householder**

[Numbers in thousands. Consistent with the 1990 Census. ... means not applicable or sample too small. — means zero or rounds to zero]

| Characteristics   | Total occupied units | Tenure       |              | Housing unit characteristics |              |                   |              |                             | Household characteristics |                     |  |
|---|----------------------|--------------|--------------|------------------------------|--------------|-------------------|--------------|-----------------------------|---------------------------|---------------------|--|
|   |                      | Owner        | Renter       | New construction 4 years     | Mobile homes | Physical problems |              | Elderly (65 years and over) | Moved in past year        | Below poverty level |  |
|   |                      |              |              |                              |              | Severe            | Moderate     |                             |                           |                     |  |
| <b>1 Total</b> .....  | <b>12 936</b>        | <b>6 013</b> | <b>6 923</b> | <b>625</b>                   | <b>586</b>   | <b>446</b>        | <b>1 241</b> | <b>2 001</b>                | <b>2 643</b>              | <b>3 399</b>        |  |
| <b>Selected Amenities<sup>1</sup></b>                           |                      |              |              |                              |              |                   |              |                             |                           |                     |  |
| 2 Porch, deck, balcony, or patio .....                          | 9 231                | 5 072        | 4 158        | 466                          | 403          | 259               | 866          | 1 499                       | 1 669                     | 2 219               |  |
| 3 Telephone available .....                                     | 12 084               | 5 756        | 6 328        | 573                          | 534          | 396               | 1 145        | 1 915                       | 2 407                     | 3 093               |  |
| 4 Usable fireplace .....  | 2 335                | 1 772        | 563          | 272                          | 137          | 39                | 91           | 303                         | 420                       | 294                 |  |
| 5 Separate dining room .....                                    | 5 258                | 3 340        | 1 919        | 265                          | 149          | 172               | 385          | 923                         | 799                       | 1 005               |  |
| 6 With 2 or more living rooms or recreation rooms, etc. ....    | 2 453                | 2 105        | 348          | 213                          | 96           | 26                | 132          | 402                         | 273                       | 334                 |  |
| 7 Garage or carport included with home .....                    | 4 612                | 3 254        | 1 357        | 249                          | 24           | 110               | 187          | 789                         | 644                       | 708                 |  |
| 8 Not included .....  | 8 319                | 2 755        | 5 563        | 375                          | 562          | 336               | 1 053        | 1 208                       | 1 999                     | 2 691               |  |
| 9 Off-street parking included .....                             | 6 325                | 2 204        | 4 121        | 353                          | 510          | 214               | 788          | 818                         | 1 666                     | 1 952               |  |
| 10 Off-street parking not reported .....                        | 15                   | 2            | 13           | —                            | —            | —                 | 1            | 10                          | —                         | 8                   |  |
| 11 Garage or carport not reported .....                         | 6                    | 4            | 2            | —                            | —            | —                 | 1            | 4                           | —                         | —                   |  |
| <b>Cars and Trucks Available<sup>1</sup></b>                    |                      |              |              |                              |              |                   |              |                             |                           |                     |  |
| 12 No cars, trucks, or vans .....                               | 2 923                | 554          | 2 369        | 34                           | 68           | 193               | 427          | 669                         | 656                       | 1 500               |  |
| 13 Other households without cars .....                          | 704                  | 345          | 359          | 32                           | 20           | 24                | 60           | 81                          | 164                       | 126                 |  |
| 14 1 car with or without trucks or vans .....                   | 6 262                | 2 970        | 3 292        | 386                          | 316          | 166               | 561          | 941                         | 1 378                     | 1 407               |  |
| 15 2 cars .....   | 2 414                | 1 622        | 792          | 138                          | 147          | 46                | 161          | 255                         | 415                       | 302                 |  |
| 16 3 or more cars .....   | 634                  | 523          | 111          | 34                           | 35           | 18                | 32           | 57                          | 31                        | 63                  |  |
| 17 With cars, no trucks or vans .....                           | 6 807                | 3 207        | 3 595        | 359                          | 297          | 188               | 550          | 967                         | 1 470                     | 1 420               |  |
| 18 1 truck or van with or without cars .....                    | 2 507                | 1 782        | 725          | 176                          | 180          | 53                | 204          | 296                         | 407                       | 359                 |  |
| 19 2 or more trucks or vans .....                               | 704                  | 471          | 233          | 56                           | 42           | 13                | 60           | 69                          | 110                       | 120                 |  |
| <b>Owner or Manager on Property</b>                             |                      |              |              |                              |              |                   |              |                             |                           |                     |  |
| 20 Rental, multiunit <sup>2</sup> .....                         | 4 544                | ...          | 4 544        | 74                           | ...          | 226               | 478          | 452                         | 1 425                     | 1 497               |  |
| 21 Owner or manager lives on property .....                     | 1 409                | ...          | 1 409        | 29                           | ...          | 58                | 114          | 134                         | 452                       | 380                 |  |
| 22 Neither owner nor manager lives on property .....            | 3 134                | ...          | 3 134        | 45                           | ...          | 169               | 364          | 318                         | 973                       | 1 117               |  |
| <b>Selected Deficiencies<sup>1</sup></b>                        |                      |              |              |                              |              |                   |              |                             |                           |                     |  |
| 23 Signs of rats in last 3 months .....                         | 240                  | 76           | 163          | —                            | 15           | 51                | 73           | 29                          | 49                        | 109                 |  |
| 24 Signs of mice in last 3 months .....                         | 1 394                | 500          | 893          | 59                           | 89           | 107               | 232          | 194                         | 248                       | 571                 |  |
| 25 Signs of rodents, not sure which kind in last 3 months ..... | 99                   | 27           | 72           | —                            | 2            | 14                | 27           | 7                           | 22                        | 38                  |  |
| 26 Holes in floors .....  | 303                  | 76           | 226          | 12                           | 40           | 59                | 132          | 50                          | 77                        | 168                 |  |
| 27 Open cracks or holes (interior) .....                        | 1 174                | 336          | 837          | 30                           | 52           | 137               | 390          | 126                         | 230                       | 442                 |  |
| 28 Broken plaster or peeling paint (interior) .....             | 625                  | 198          | 428          | 6                            | 7            | 90                | 235          | 92                          | 110                       | 274                 |  |
| 29 No electrical wiring .....                                   | —                    | —            | —            | —                            | —            | —                 | —            | —                           | —                         | —                   |  |
| 30 Exposed wiring .....   | 92                   | 39           | 53           | 4                            | 3            | 13                | 17           | 24                          | 24                        | 28                  |  |
| 31 Rooms without electric outlets .....                         | 285                  | 89           | 196          | 14                           | 5            | 24                | 59           | 44                          | 73                        | 109                 |  |
| <b>Water Leakage During Last 12 Months</b>                      |                      |              |              |                              |              |                   |              |                             |                           |                     |  |
| 32 No leakage from inside structure .....                       | 11 087               | 5 325        | 5 762        | 562                          | 509          | 288               | 899          | 1 835                       | 2 262                     | 2 825               |  |
| 33 With leakage from inside structure <sup>1</sup> .....        | 1 617                | 590          | 1 027        | 63                           | 74           | 147               | 315          | 130                         | 352                       | 514                 |  |
| 34 Fixtures backed up or overflowed .....                       | 593                  | 244          | 349          | 30                           | 27           | 71                | 127          | 51                          | 136                       | 192                 |  |
| 35 Pipes leaked .....   | 787                  | 234          | 553          | 26                           | 30           | 90                | 151          | 73                          | 178                       | 276                 |  |
| 36 Broken water heater .....                                    | 120                  | 71           | 49           | —                            | 17           | 9                 | 22           | 12                          | 6                         | 39                  |  |
| 37 Other or unknown (includes not reported) .....               | 261                  | 122          | 159          | 7                            | 4            | 23                | 56           | 21                          | 44                        | 68                  |  |
| 38 Interior leakage not reported .....                          | 232                  | 99           | 133          | —                            | 3            | 11                | 27           | 36                          | 29                        | 60                  |  |
| 39 No leakage from outside structure .....                      | 11 015               | 5 000        | 6 015        | 554                          | 509          | 322               | 865          | 1 692                       | 2 388                     | 2 876               |  |
| 40 With leakage from outside structure <sup>1</sup> .....       | 1 681                | 909          | 772          | 70                           | 74           | 113               | 348          | 271                         | 222                       | 457                 |  |
| 41 Roof .....   | 1 001                | 544          | 457          | 37                           | 58           | 54                | 252          | 194                         | 121                       | 319                 |  |
| 42 Basement .....   | 361                  | 247          | 114          | 7                            | —            | 22                | 30           | 35                          | 40                        | 59                  |  |
| 43 Walls, closed windows, or doors .....                        | 342                  | 150          | 192          | 21                           | 19           | 48                | 66           | 51                          | 50                        | 109                 |  |
| 44 Other or unknown (includes not reported) .....               | 198                  | 80           | 118          | 10                           | 7            | 25                | 38           | 31                          | 30                        | 45                  |  |
| 45 Exterior leakage not reported .....                          | 240                  | 105          | 135          | —                            | 3            | 11                | 28           | 38                          | 33                        | 65                  |  |
| <b>Overall Opinion of Structure</b>                             |                      |              |              |                              |              |                   |              |                             |                           |                     |  |
| 46 1 (worst) .....  | 192                  | 39           | 153          | 4                            | 4            | 52                | 48           | 12                          | 47                        | 109                 |  |
| 47 2 .....  | 98                   | 19           | 79           | 9                            | 9            | 6                 | 34           | 9                           | 30                        | 42                  |  |
| 48 3 .....  | 157                  | 25           | 133          | —                            | —            | 26                | 36           | 20                          | 46                        | 72                  |  |
| 49 4 .....  | 230                  | 38           | 192          | 13                           | 19           | 12                | 65           | 22                          | 74                        | 83                  |  |
| 50 5 .....  | 1 077                | 270          | 807          | 10                           | 61           | 60                | 154          | 137                         | 257                       | 390                 |  |
| 51 6 .....  | 895                  | 281          | 614          | 21                           | 30           | 32                | 112          | 97                          | 226                       | 204                 |  |
| 52 7 .....  | 1 797                | 681          | 1 115        | 62                           | 81           | 56                | 161          | 178                         | 407                       | 438                 |  |
| 53 8 .....  | 3 202                | 1 619        | 1 583        | 172                          | 129          | 87                | 211          | 449                         | 609                       | 651                 |  |
| 54 9 .....  | 1 470                | 792          | 679          | 97                           | 63           | 28                | 91           | 266                         | 244                       | 337                 |  |
| 55 10 (best) .....  | 3 178                | 1 942        | 1 236        | 214                          | 178          | 61                | 270          | 725                         | 590                       | 877                 |  |
| 56 Not reported .....   | 638                  | 307          | 331          | 23                           | 13           | 26                | ...          | 86                          | 114                       | 195                 |  |
| <b>Selected Physical Problems</b>                               |                      |              |              |                              |              |                   |              |                             |                           |                     |  |
| 57 Severe physical problems <sup>1</sup> .....                  | 446                  | 104          | 342          | 6                            | 8            | 446               | ...          | 68                          | 60                        | 183                 |  |
| 58 Plumbing .....   | 246                  | 68           | 179          | 6                            | 4            | 246               | ...          | 61                          | 35                        | 80                  |  |
| 59 Heating .....  | 166                  | 31           | 136          | —                            | 3            | 166               | ...          | 6                           | 20                        | 77                  |  |
| 60 Electric .....   | 15                   | 3            | 13           | —                            | —            | 15                | ...          | —                           | —                         | 7                   |  |
| 61 Upkeep .....   | 47                   | 7            | 40           | —                            | 2            | 47                | ...          | 3                           | 11                        | 37                  |  |
| 62 Hallways .....   | 1                    | —            | 1            | —                            | —            | —                 | ...          | —                           | —                         | —                   |  |
| 63 Moderate physical problems <sup>1</sup> .....                | 1 241                | 439          | 803          | 15                           | 49           | ...               | 1 241        | 225                         | 277                       | 516                 |  |
| 64 Plumbing .....   | 63                   | 18           | 45           | —                            | 3            | ...               | 63           | 4                           | 24                        | 33                  |  |
| 65 Heating .....  | 560                  | 306          | 254          | —                            | 19           | ...               | 560          | 157                         | 77                        | 261                 |  |
| 66 Upkeep .....   | 348                  | 97           | 251          | 15                           | 26           | ...               | 348          | 50                          | 56                        | 159                 |  |
| 67 Hallways .....   | 40                   | —            | 40           | —                            | —            | ...               | 40           | 4                           | 13                        | 4                   |  |
| 68 Kitchen .....  | 326                  | 35           | 291          | —                            | —            | ...               | 326          | 22                          | 138                       | 123                 |  |

<sup>1</sup>Figures may not add to total because more than one category may apply to a unit.

<sup>2</sup>Two or more units of any tenure in structure.

| Total occupied units | In MSAs        |         | Outside MSAs | Urban  |              | Rural |         |              | Regions   |         |       |       |    |
|----------------------|----------------|---------|--------------|--------|--------------|-------|---------|--------------|-----------|---------|-------|-------|----|
|                      | Central cities | Suburbs |              | Total  | Outside MSAs | Total | Suburbs | Outside MSAs | Northeast | Midwest | South | West  |    |
| 12 936               | 7 117          | 4 020   | 1 799        | 11 212 | 831          | 1 724 | 729     | 968          | 2 334     | 2 453   | 6 927 | 1 222 | 1  |
| 9 231                | 4 719          | 3 094   | 1 417        | 7 860  | 656          | 1 371 | 584     | 762          | 1 049     | 1 805   | 5 441 | 935   | 2  |
| 12 084               | 6 637          | 3 776   | 1 671        | 10 484 | 766          | 1 600 | 668     | 905          | 2 150     | 2 274   | 6 504 | 1 156 | 3  |
| 2 335                | 1 000          | 1 082   | 253          | 1 884  | 79           | 450   | 269     | 174          | 165       | 374     | 1 382 | 414   | 4  |
| 5 258                | 2 990          | 1 740   | 529          | 4 607  | 208          | 651   | 319     | 320          | 1 083     | 1 203   | 2 577 | 395   | 5  |
|                      |                |         |              |        |              |       |         |              |           |         |       |       | 6  |
| 2 453                | 994            | 1 088   | 371          | 1 977  | 140          | 476   | 236     | 231          | 288       | 442     | 1 482 | 241   | 7  |
| 4 612                | 2 369          | 1 797   | 445          | 4 040  | 216          | 572   | 326     | 229          | 586       | 1 160   | 1 998 | 867   | 7  |
| 8 319                | 4 744          | 2 221   | 1 354        | 7 166  | 615          | 1 153 | 403     | 739          | 1 747     | 1 293   | 4 924 | 355   | 8  |
| 6 325                | 3 118          | 2 001   | 1 206        | 5 278  | 538          | 1 047 | 368     | 668          | 804       | 950     | 4 298 | 274   | 9  |
| 15                   | 13             | 2       | -            | 15     | -            | -     | -       | -            | 11        | -       | 2     | 1     | 10 |
| 6                    | 3              | 2       | -            | 6      | -            | -     | -       | -            | 1         | -       | 4     | -     | 11 |
|                      |                |         |              |        |              |       |         |              |           |         |       |       |    |
| 2 923                | 2 083          | 492     | 348          | 2 711  | 196          | 212   | 60      | 152          | 931       | 533     | 1 261 | 198   | 12 |
| 704                  | 387            | 224     | 93           | 603    | 38           | 101   | 44      | 54           | 65        | 162     | 400   | 77    | 13 |
| 6 262                | 3 343          | 2 059   | 859          | 5 424  | 391          | 838   | 355     | 468          | 933       | 1 186   | 3 487 | 655   | 14 |
| 2 414                | 1 065          | 966     | 383          | 1 959  | 163          | 455   | 225     | 220          | 328       | 472     | 1 383 | 230   | 15 |
| 634                  | 238            | 279     | 116          | 515    | 43           | 118   | 45      | 73           | 77        | 100     | 395   | 62    | 16 |
| 6 802                | 3 571          | 2 375   | 856          | 5 965  | 420          | 837   | 388     | 436          | 1 080     | 1 285   | 3 705 | 732   | 17 |
| 2 507                | 1 133          | 916     | 458          | 1 975  | 159          | 532   | 226     | 298          | 239       | 512     | 1 521 | 235   | 18 |
| 704                  | 329            | 237     | 137          | 561    | 55           | 143   | 54      | 82           | 85        | 122     | 439   | 57    | 19 |
|                      |                |         |              |        |              |       |         |              |           |         |       |       |    |
| 4 544                | 3 090          | 1 149   | 305          | 4 426  | 264          | 117   | 69      | 41           | 1 198     | 921     | 1 947 | 477   | 20 |
| 1 409                | 938            | 392     | 80           | 1 357  | 56           | 53    | 25      | 23           | 296       | 282     | 595   | 237   | 21 |
| 3 134                | 2 151          | 758     | 225          | 3 070  | 207          | 64    | 44      | 18           | 902       | 639     | 1 353 | 240   | 22 |
|                      |                |         |              |        |              |       |         |              |           |         |       |       |    |
| 240                  | 152            | 45      | 43           | 206    | 19           | 34    | 9       | 24           | 31        | 22      | 169   | 19    | 23 |
| 1 394                | 950            | 215     | 229          | 1 187  | 76           | 207   | 49      | 153          | 452       | 293     | 557   | 93    | 24 |
|                      |                |         |              |        |              |       |         |              |           |         |       |       | 25 |
| 99                   | 61             | 30      | 8            | 94     | 3            | 5     | -       | 5            | 31        | 9       | 55    | 4     | 26 |
| 303                  | 190            | 45      | 68           | 249    | 30           | 54    | 16      | 38           | 58        | 47      | 182   | 17    | 27 |
| 1 174                | 798            | 233     | 142          | 1 068  | 67           | 105   | 27      | 76           | 246       | 251     | 547   | 130   | 27 |
| 625                  | 437            | 110     | 79           | 577    | 44           | 48    | 13      | 35           | 156       | 127     | 280   | 63    | 28 |
|                      |                |         |              |        |              |       |         |              |           |         |       |       | 29 |
| 92                   | 41             | 28      | 23           | 64     | 3            | 28    | 8       | 20           | 18        | 7       | 60    | 8     | 30 |
| 285                  | 140            | 95      | 50           | 250    | 25           | 35    | 10      | 25           | 56        | 53      | 136   | 40    | 31 |
|                      |                |         |              |        |              |       |         |              |           |         |       |       |    |
| 11 087               | 6 015          | 3 492   | 1 580        | 9 549  | 722          | 1 538 | 657     | 858          | 1 992     | 2 127   | 5 912 | 1 056 | 32 |
| 1 617                | 979            | 437     | 201          | 1 457  | 104          | 160   | 59      | 96           | 313       | 284     | 865   | 155   | 33 |
| 593                  | 364            | 157     | 72           | 539    | 44           | 54    | 26      | 28           | 75        | 112     | 350   | 56    | 34 |
| 787                  | 481            | 189     | 118          | 703    | 60           | 85    | 22      | 58           | 164       | 132     | 395   | 97    | 35 |
| 120                  | 56             | 34      | 30           | 99     | 16           | 21    | 6       | 14           | 19        | 16      | 78    | 7     | 36 |
| 281                  | 170            | 101     | 10           | 253    | 8            | 28    | 26      | 2            | 68        | 47      | 144   | 22    | 37 |
| 232                  | 123            | 91      | 19           | 206    | 5            | 26    | 12      | 14           | 29        | 42      | 150   | 11    | 38 |
| 11 015               | 5 989          | 3 465   | 1 560        | 9 530  | 731          | 1 485 | 628     | 829          | 1 922     | 1 985   | 6 035 | 1 072 | 39 |
| 1 681                | 1 002          | 459     | 220          | 1 468  | 95           | 213   | 88      | 125          | 383       | 426     | 739   | 133   | 40 |
| 1 001                | 598            | 234     | 168          | 855    | 78           | 145   | 55      | 90           | 190       | 215     | 503   | 93    | 41 |
| 361                  | 233            | 107     | 21           | 336    | 5            | 25    | 8       | 16           | 107       | 168     | 67    | 19    | 42 |
| 342                  | 198            | 107     | 37           | 298    | 14           | 44    | 22      | 23           | 72        | 88      | 156   | 26    | 43 |
| 198                  | 122            | 66      | 10           | 180    | 3            | 18    | 11      | 7            | 45        | 43      | 95    | 15    | 44 |
| 240                  | 125            | 96      | 19           | 214    | 5            | 26    | 12      | 14           | 29        | 41      | 153   | 17    | 45 |
|                      |                |         |              |        |              |       |         |              |           |         |       |       |    |
| 192                  | 129            | 42      | 22           | 178    | 15           | 15    | 8       | 7            | 29        | 44      | 100   | 19    | 46 |
| 98                   | 48             | 29      | 21           | 79     | 5            | 19    | 3       | 16           | 10        | 17      | 62    | 9     | 47 |
| 157                  | 91             | 47      | 20           | 157    | 20           | -     | -       | -            | 36        | 47      | 62    | 13    | 48 |
| 230                  | 158            | 39      | 33           | 202    | 14           | 28    | 8       | 20           | 51        | 32      | 127   | 20    | 49 |
| 1 077                | 674            | 239     | 165          | 952    | 90           | 125   | 48      | 75           | 183       | 220     | 545   | 129   | 50 |
| 895                  | 510            | 281     | 105          | 814    | 57           | 81    | 29      | 47           | 188       | 151     | 448   | 108   | 51 |
| 1 797                | 1 094          | 497     | 206          | 1 598  | 93           | 198   | 83      | 112          | 376       | 354     | 875   | 192   | 52 |
| 3 202                | 1 735          | 1 047   | 420          | 2 791  | 192          | 411   | 181     | 228          | 639       | 615     | 1 705 | 243   | 53 |
| 1 470                | 774            | 497     | 199          | 1 279  | 86           | 191   | 73      | 113          | 323       | 264     | 735   | 149   | 54 |
| 3 178                | 1 553          | 1 066   | 559          | 2 580  | 235          | 598   | 265     | 324          | 380       | 594     | 1 912 | 292   | 55 |
| 638                  | 351            | 238     | 50           | 580    | 24           | 58    | 30      | 26           | 119       | 115     | 357   | 47    | 56 |
|                      |                |         |              |        |              |       |         |              |           |         |       |       |    |
| 446                  | 300            | 86      | 61           | 398    | 31           | 48    | 17      | 29           | 139       | 73      | 198   | 36    | 57 |
| 246                  | 145            | 53      | 48           | 204    | 22           | 43    | 14      | 27           | 73        | 39      | 117   | 18    | 58 |
| 166                  | 135            | 27      | 5            | 163    | 5            | 3     | 3       | -            | 53        | 31      | 68    | 15    | 59 |
| 15                   | 13             | 3       | -            | 15     | -            | -     | -       | -            | 9         | 4       | -     | 3     | 60 |
| 47                   | 27             | 7       | 14           | 40     | 10           | 7     | 3       | 4            | 9         | 5       | 33    | -     | 61 |
| 1                    | 1              | -       | -            | 1      | -            | -     | -       | -            | -         | 1       | -     | -     | 62 |
|                      |                |         |              |        |              |       |         |              |           |         |       |       |    |
| 1 241                | 692            | 243     | 307          | 1 019  | 142          | 222   | 57      | 165          | 167       | 140     | 864   | 71    | 63 |
| 63                   | 52             | 7       | 4            | 61     | 2            | 2     | -       | 2            | 4         | 7       | 46    | 6     | 64 |
| 560                  | 216            | 92      | 252          | 383    | 116          | 176   | 41      | 136          | 3         | -       | 551   | 6     | 65 |
| 348                  | 257            | 47      | 44           | 312    | 13           | 36    | 6       | 30           | 88        | 66      | 165   | 28    | 66 |
| 40                   | 31             | 6       | 3            | 40     | 3            | 3     | -       | -            | 10        | 1       | 25    | 3     | 67 |
| 326                  | 211            | 95      | 20           | 311    | 16           | 15    | 11      | 4            | 67        | 68      | 159   | 32    | 68 |

**Table 5-8. Neighborhood—Occupied Units With Black Householder**

[Numbers in thousands. Consistent with the 1990 Census. ... means not applicable or sample too small. — means zero or rounds to zero]

| Characteristics                                      | Total occupied units | Tenure       |              | Housing unit characteristics |              |                   |              | Household characteristics   |                    |                     |
|--|----------------------|--------------|--------------|------------------------------|--------------|-------------------|--------------|-----------------------------|--------------------|---------------------|
|  |                      | Owner        | Renter       | New construction 4 years     | Mobile homes | Physical problems |              | Elderly (65 years and over) | Moved in past year | Below poverty level |
|  |                      |              |              |                              |              | Severe            | Moderate     |                             |                    |                     |
| <b>1 Total</b>                                       | <b>12 936</b>        | <b>6 013</b> | <b>6 923</b> | <b>625</b>                   | <b>586</b>   | <b>446</b>        | <b>1 241</b> | <b>2 001</b>                | <b>2 643</b>       | <b>3 399</b>        |
| <b>Overall Opinion of Neighborhood</b>               |                      |              |              |                              |              |                   |              |                             |                    |                     |
| 2 1 (worst)  | 284                  | 68           | 216          | 12                           | 11           | 27                | 47           | 15                          | 84                 | 155                 |
| 3 2  | 136                  | 24           | 112          | 2                            | 3            | 9                 | 21           | 9                           | 47                 | 64                  |
| 4 3  | 253                  | 60           | 193          | 1                            | 2            | 12                | 34           | 24                          | 73                 | 117                 |
| 5 4  | 350                  | 93           | 257          | 4                            | 21           | 19                | 47           | 33                          | 117                | 141                 |
| 6 5  | 1 264                | 426          | 838          | 19                           | 31           | 48                | 162          | 195                         | 231                | 369                 |
| 7 6  | 923                  | 326          | 597          | 24                           | 27           | 28                | 103          | 123                         | 192                | 211                 |
| 8 7  | 1 832                | 852          | 980          | 35                           | 37           | 69                | 141          | 243                         | 341                | 406                 |
| 9 8  | 2 990                | 1 474        | 1 516        | 174                          | 129          | 92                | 239          | 452                         | 567                | 617                 |
| 10 9   | 1 561                | 890          | 670          | 151                          | 108          | 34                | 112          | 253                         | 287                | 361                 |
| 11 10 (best)   | 2 651                | 1 459        | 1 192        | 172                          | 191          | 76                | 279          | 554                         | 580                | 750                 |
| 12 No neighborhood                                   | 44                   | 31           | 13           | 4                            | 9            | 2                 | —            | 9                           | 5                  | 11                  |
| 13 Not reported                                      | 648                  | 311          | 337          | 27                           | 17           | 31                | 57           | 91                          | 117                | 197                 |
| <b>Street Noise or Traffic</b>                       |                      |              |              |                              |              |                   |              |                             |                    |                     |
| 14 Street noise or traffic present                   | 4 480                | 1 722        | 2 759        | 136                          | 131          | 196               | 546          | 751                         | 859                | 1 362               |
| 15 Condition not bothersome                          | 2 625                | 1 033        | 1 592        | 105                          | 87           | 100               | 301          | 496                         | 475                | 756                 |
| 16 Condition bothersome                              | 1 842                | 686          | 1 156        | 31                           | 44           | 97                | 244          | 250                         | 377                | 603                 |
| 17 So bothered they want to move                     | 908                  | 248          | 660          | 16                           | 16           | 60                | 138          | 71                          | 214                | 357                 |
| 18 Not reported                                      | 1                    | —            | 1            | —                            | —            | —                 | —            | —                           | —                  | —                   |
| 19 Bothersome not reported                           | 13                   | 3            | 10           | —                            | —            | —                 | —            | 5                           | 8                  | 3                   |
| 20 Not reported                                      | 242                  | 100          | 142          | 5                            | 1            | 11                | 33           | 32                          | 37                 | 73                  |
| <b>Neighborhood Crime</b>                            |                      |              |              |                              |              |                   |              |                             |                    |                     |
| 21 Neighborhood crime present                        | 3 098                | 1 145        | 1 953        | 35                           | 53           | 137               | 374          | 407                         | 558                | 895                 |
| 22 Condition not bothersome                          | 1 282                | 443          | 839          | 20                           | 17           | 43                | 141          | 201                         | 221                | 323                 |
| 23 Condition bothersome                              | 1 804                | 697          | 1 107        | 15                           | 36           | 92                | 233          | 204                         | 332                | 567                 |
| 24 So bothered they want to move                     | 973                  | 267          | 706          | 8                            | 24           | 69                | 151          | 83                          | 217                | 387                 |
| 25 Not reported                                      | 6                    | 4            | 3            | —                            | —            | —                 | —            | —                           | —                  | —                   |
| 26 Bothersome not reported                           | 12                   | 5            | 7            | —                            | —            | 2                 | —            | 2                           | 5                  | 5                   |
| 27 Not reported                                      | 360                  | 119          | 241          | 7                            | 1            | 14                | 48           | 44                          | 99                 | 118                 |
| <b>Odors</b>   |                      |              |              |                              |              |                   |              |                             |                    |                     |
| 28 Odors present                                     | 1 108                | 390          | 718          | 17                           | 27           | 64                | 180          | 143                         | 227                | 396                 |
| 29 Condition not bothersome                          | 373                  | 148          | 225          | 7                            | 4            | 18                | 56           | 68                          | 71                 | 103                 |
| 30 Condition bothersome                              | 735                  | 242          | 492          | 11                           | 23           | 46                | 124          | 76                          | 156                | 294                 |
| 31 So bothered they want to move                     | 383                  | 86           | 297          | 1                            | 15           | 39                | 74           | 32                          | 103                | 188                 |
| 32 Not reported                                      | 3                    | —            | 3            | —                            | —            | —                 | 3            | —                           | —                  | —                   |
| 33 Bothersome not reported                           | —                    | —            | —            | —                            | —            | —                 | —            | —                           | —                  | —                   |
| 34 Not reported                                      | 246                  | 100          | 146          | 5                            | 1            | 11                | 31           | 30                          | 39                 | 76                  |
| <b>Other Bothersome Neighborhood Conditions</b>      |                      |              |              |                              |              |                   |              |                             |                    |                     |
| 35 No other problems                                 | 10 497               | 4 892        | 5 605        | 521                          | 531          | 373               | 979          | 1 695                       | 2 204              | 2 791               |
| 36 With other problems <sup>1</sup>                  | 2 190                | 1 019        | 1 171        | 97                           | 54           | 62                | 232          | 288                         | 389                | 539                 |
| 37 Noise   | 353                  | 138          | 215          | 10                           | 4            | 12                | 39           | 65                          | 70                 | 104                 |
| 38 Litter or housing deterioration                   | 396                  | 195          | 201          | 17                           | 12           | 18                | 59           | 73                          | 57                 | 128                 |
| 39 Poor city or county services                      | 208                  | 106          | 102          | 18                           | 11           | 5                 | 23           | 30                          | 30                 | 71                  |
| 40 Undesirable commercial, institutional, industrial | 85                   | 39           | 45           | —                            | —            | 3                 | 8            | 10                          | 24                 | 21                  |
| 41 People  | 615                  | 230          | 385          | 15                           | 6            | 18                | 76           | 64                          | 114                | 191                 |
| 42 Other   | 1 126                | 516          | 611          | 43                           | 21           | 41                | 123          | 135                         | 213                | 248                 |
| 43 No problem  | 26                   | 11           | 15           | —                            | 4            | 3                 | 7            | —                           | 6                  | 5                   |
| 44 Type of problem not reported                      | 54                   | 27           | 27           | 5                            | —            | 1                 | 8            | 7                           | 10                 | 8                   |
| 45 Other problems not reported                       | 249                  | 102          | 147          | 7                            | 1            | 11                | 31           | 19                          | 50                 | 68                  |
| <b>Public Elementary School<sup>1</sup></b>          |                      |              |              |                              |              |                   |              |                             |                    |                     |
| 46 Households with children aged 5-15                | 4 242                | 2 000        | 2 242        | 299                          | 259          | 148               | 414          | 165                         | 891                | 1 359               |
| 47 Attend public school (K-12)                       | 3 748                | 1 716        | 2 032        | 278                          | 255          | 138               | 398          | 144                         | 804                | 1 268               |
| 48 Attend private school (K-12)                      | 353                  | 218          | 135          | 11                           | 3            | 12                | 15           | 17                          | 59                 | 46                  |
| 49 Attend ungraded school, preschool, etc.           | 84                   | 24           | 61           | —                            | —            | —                 | 5            | 1                           | 28                 | 36                  |
| 50 Does not attend school                            | 5                    | 4            | 1            | —                            | —            | —                 | —            | —                           | 1                  | 1                   |
| 51 Not reported                                      | 170                  | 88           | 82           | 15                           | 4            | —                 | 12           | 7                           | 23                 | 43                  |
| 52 Households with any children aged 0-13            | 4 871                | 2 143        | 2 728        | 321                          | 292          | 189               | 442          | 166                         | 1 178              | 1 575               |
| 53 Satisfactory public elementary school             | 3 580                | 1 601        | 1 980        | 266                          | 248          | 131               | 350          | 133                         | 800                | 1 207               |
| 54 Unsatisfactory public elementary school           | 408                  | 191          | 217          | 17                           | 16           | 23                | 24           | 12                          | 71                 | 115                 |
| 55 So bothered they want to move                     | 191                  | 73           | 118          | 5                            | 8            | 16                | 14           | 6                           | 33                 | 54                  |
| 56 Not reported                                      | 1                    | —            | 1            | —                            | —            | —                 | —            | —                           | —                  | 1                   |
| 57 Not reported or don't know                        | 883                  | 352          | 531          | 38                           | 28           | 35                | 67           | 20                          | 306                | 252                 |
| 58 Public elementary school less than 1 mile         | 3 237                | 1 300        | 1 937        | 152                          | 89           | 137               | 270          | 105                         | 770                | 1 082               |
| 59 Public elementary school 1 mile or more           | 1 376                | 727          | 649          | 148                          | 185          | 43                | 162          | 55                          | 332                | 419                 |
| 60 Not reported                                      | 259                  | 117          | 142          | 21                           | 18           | 9                 | 11           | 6                           | 76                 | 74                  |
| <b>Building Neighbor Noise<sup>2</sup></b>           |                      |              |              |                              |              |                   |              |                             |                    |                     |
| 61 Neighbor noise present                            | 3 799                | 440          | 3 359        | 67                           | —            | 190               | 356          | 324                         | 1 053              | 1 142               |
| 62 Loudness bothersome                               | 1 222                | 103          | 1 119        | 26                           | —            | 90                | 129          | 70                          | 330                | 422                 |
| 63 Loudness not bothersome                           | 2 572                | 337          | 2 235        | 41                           | —            | 99                | 227          | 255                         | 720                | 720                 |
| 64 Loudness bothersome not reported                  | 6                    | —            | 6            | —                            | —            | —                 | —            | —                           | 3                  | —                   |
| 65 Time of noise bothersome                          | 1 245                | 97           | 1 149        | 27                           | —            | 93                | 125          | 86                          | 333                | 423                 |
| 66 Time of noise not bothersome                      | 2 543                | 343          | 2 200        | 40                           | —            | 94                | 231          | 238                         | 714                | 719                 |
| 67 Time bothersome not reported                      | 11                   | —            | 11           | —                            | —            | 2                 | —            | —                           | 6                  | —                   |
| 68 Neighbor noise not present                        | 2 321                | 411          | 1 910        | 64                           | —            | 81                | 202          | 373                         | 762                | 698                 |
| 69 Not reported                                      | 154                  | 19           | 135          | 5                            | —            | 9                 | 14           | 7                           | 38                 | 54                  |
| <b>Public Transportation</b>                         |                      |              |              |                              |              |                   |              |                             |                    |                     |
| 70 With public transportation                        | 9 057                | 3 587        | 5 470        | 162                          | 72           | 348               | 839          | 1 377                       | 1 998              | 2 376               |
| 71 Household uses it at least weekly                 | 3 175                | 847          | 2 329        | 28                           | 6            | 157               | 320          | 454                         | 694                | 1 105               |
| 72 Satisfactory public transportation                | 2 950                | 785          | 2 165        | 25                           | 6            | 153               | 303          | 431                         | 623                | 1 020               |
| 73 Unsatisfactory public transportation              | 221                  | 62           | 159          | 3                            | —            | 4                 | 17           | 23                          | 69                 | 85                  |
| 74 Not reported                                      | 4                    | —            | 4            | —                            | —            | —                 | —            | —                           | 2                  | —                   |
| 75 Household uses it less than weekly                | 2 936                | 1 348        | 1 587        | 36                           | 13           | 82                | 278          | 487                         | 558                | 762                 |
| 76 Satisfactory public transportation                | 2 708                | 1 236        | 1 472        | 31                           | 13           | 75                | 256          | 453                         | 508                | 702                 |
| 77 Unsatisfactory public transportation              | 181                  | 86           | 95           | 3                            | —            | 6                 | 21           | 25                          | 40                 | 48                  |
| 78 Not reported                                      | 47                   | 26           | 20           | 2                            | —            | —                 | 1            | 9                           | 10                 | 12                  |
| 79 Household does not use                            | 2 882                | 1 374        | 1 508        | 96                           | 54           | 105               | 234          | 425                         | 731                | 496                 |
| 80 Not reported                                      | 64                   | 18           | 47           | 2                            | —            | 4                 | 7            | 11                          | 16                 | 13                  |
| 81 No public transportation                          | 3 558                | 2 286        | 1 272        | 445                          | 506          | 91                | 376          | 585                         | 579                | 936                 |
| 82 Not reported                                      | 321                  | 140          | 180          | 17                           | 8            | 8                 | 27           | 39                          | 67                 | 87                  |

| Total occupied units | In MSAs        |              | Outside MSAs | Urban         |              | Rural        |            |              | Regions      |              |              |              |          |
|----------------------|----------------|--------------|--------------|---------------|--------------|--------------|------------|--------------|--------------|--------------|--------------|--------------|----------|
|                      | Central cities | Suburbs      |              | Total         | Outside MSAs | Total        | Suburbs    | Outside MSAs | Northeast    | Midwest      | South        | West         |          |
| <b>12 936</b>        | <b>7 117</b>   | <b>4 020</b> | <b>1 799</b> | <b>11 212</b> | <b>831</b>   | <b>1 724</b> | <b>729</b> | <b>968</b>   | <b>2 334</b> | <b>2 453</b> | <b>6 927</b> | <b>1 222</b> | <b>1</b> |
| 284                  | 195            | 58           | 31           | 275           | 25           | 9            | 2          | 6            | 61           | 69           | 127          | 27           | 2        |
| 136                  | 99             | 22           | 14           | 128           | 12           | 8            | 3          | 2            | 28           | 30           | 61           | 16           | 3        |
| 253                  | 178            | 48           | 27           | 247           | 21           | 6            | —          | 6            | 56           | 74           | 97           | 26           | 4        |
| 350                  | 250            | 72           | 28           | 336           | 17           | 14           | 3          | 11           | 89           | 68           | 151          | 42           | 5        |
| 1 264                | 842            | 267          | 155          | 1 147         | 90           | 117          | 51         | 65           | 246          | 307          | 584          | 127          | 6        |
| 923                  | 597            | 257          | 70           | 856           | 50           | 67           | 45         | 20           | 184          | 192          | 460          | 86           | 7        |
| 1 832                | 1 147          | 510          | 174          | 1 693         | 96           | 139          | 60         | 79           | 437          | 363          | 839          | 193          | 8        |
| 2 990                | 1 565          | 995          | 430          | 2 572         | 188          | 418          | 175        | 242          | 501          | 523          | 1 674        | 292          | 9        |
| 1 561                | 751            | 564          | 246          | 1 310         | 105          | 250          | 98         | 141          | 307          | 288          | 816          | 150          | 10       |
| 2 651                | 1 121          | 974          | 556          | 2 032         | 197          | 618          | 255        | 359          | 307          | 416          | 1 719        | 209          | 11       |
| 44                   | 19             | 12           | 13           | 24            | 4            | 20           | 9          | 9            | 1            | 4            | 31           | 8            | 12       |
| 648                  | 352            | 240          | 56           | 590           | 28           | 58           | 28         | 28           | 117          | 119          | 367          | 45           | 13       |
| 4 480                | 2 921          | 996          | 564          | 4 078         | 304          | 403          | 136        | 259          | 1 080        | 1 007        | 1 928        | 466          | 14       |
| 2 625                | 1 614          | 636          | 375          | 2 349         | 202          | 277          | 98         | 173          | 608          | 568          | 1 170        | 279          | 15       |
| 1 842                | 1 295          | 359          | 188          | 1 716         | 102          | 126          | 38         | 86           | 466          | 438          | 751          | 187          | 16       |
| 908                  | 667            | 168          | 73           | 872           | 49           | 36           | 13         | 23           | 229          | 211          | 369          | 99           | 17       |
| 1                    | 1              | —            | —            | 1             | —            | —            | —          | —            | —            | 1            | —            | —            | 18       |
| 13                   | 13             | —            | —            | 13            | —            | —            | —          | —            | 5            | —            | 8            | —            | 19       |
| 242                  | 132            | 93           | 17           | 223           | 8            | 19           | 10         | 9            | 25           | 37           | 163          | 16           | 20       |
| 3 098                | 2 283          | 593          | 222          | 2 976         | 151          | 122          | 49         | 71           | 715          | 715          | 1 307        | 361          | 21       |
| 1 282                | 927            | 257          | 97           | 1 230         | 66           | 52           | 21         | 31           | 292          | 307          | 524          | 159          | 22       |
| 1 804                | 1 351          | 330          | 123          | 1 734         | 84           | 70           | 29         | 39           | 421          | 404          | 778          | 202          | 23       |
| 973                  | 763            | 176          | 34           | 945           | 22           | 27           | 15         | 12           | 254          | 204          | 417          | 98           | 24       |
| 6                    | 6              | —            | —            | 6             | —            | —            | —          | —            | —            | 3            | 4            | —            | 25       |
| 12                   | 5              | 6            | 2            | 12            | 2            | —            | —          | —            | 3            | 5            | 5            | —            | 26       |
| 360                  | 206            | 134          | 20           | 340           | 11           | 20           | 11         | 9            | 50           | 70           | 206          | 35           | 27       |
| 1 108                | 752            | 259          | 96           | 1 032         | 57           | 76           | 36         | 40           | 265          | 242          | 493          | 108          | 28       |
| 373                  | 248            | 91           | 33           | 354           | 22           | 20           | 9          | 11           | 94           | 108          | 152          | 20           | 29       |
| 735                  | 503            | 168          | 63           | 679           | 34           | 56           | 27         | 29           | 171          | 134          | 341          | 88           | 30       |
| 383                  | 293            | 65           | 25           | 368           | 16           | 15           | 6          | 9            | 104          | 82           | 155          | 42           | 31       |
| 3                    | —              | 3            | —            | 3             | —            | —            | —          | —            | —            | —            | 3            | —            | 32       |
| —                    | —              | —            | —            | —             | —            | —            | —          | —            | —            | —            | —            | —            | 33       |
| 246                  | 135            | 95           | 17           | 227           | 8            | 19           | 10         | 9            | 33           | 35           | 161          | 17           | 34       |
| 10 497               | 5 653          | 3 260        | 1 584        | 8 992         | 721          | 1 505        | 621        | 863          | 1 858        | 1 898        | 5 786        | 954          | 35       |
| 2 190                | 1 330          | 665          | 196          | 1 996         | 102          | 194          | 94         | 94           | 451          | 518          | 978          | 244          | 36       |
| 353                  | 235            | 95           | 22           | 332           | 16           | 21           | 14         | 6            | 75           | 81           | 142          | 54           | 37       |
| 396                  | 268            | 90           | 38           | 379           | 27           | 16           | 5          | 11           | 108          | 110          | 152          | 27           | 38       |
| 208                  | 140            | 49           | 19           | 175           | 3            | 34           | 17         | 16           | 57           | 45           | 90           | 16           | 39       |
| 85                   | 73             | 7            | 4            | 83            | 2            | 2            | —          | 2            | 26           | 23           | 31           | 5            | 40       |
| 615                  | 392            | 181          | 42           | 577           | 32           | 38           | 25         | 10           | 115          | 182          | 236          | 83           | 41       |
| 1 126                | 660            | 381          | 85           | 1 025         | 37           | 101          | 51         | 48           | 239          | 259          | 505          | 123          | 42       |
| 26                   | 17             | 6            | 3            | 20            | 3            | 6            | 4          | —            | 10           | 5            | 9            | 2            | 43       |
| 54                   | 25             | 20           | 9            | 47            | 2            | 7            | —          | 7            | 12           | 6            | 33           | 4            | 44       |
| 249                  | 134            | 96           | 19           | 224           | 8            | 25           | 13         | 12           | 25           | 36           | 163          | 25           | 45       |
| 4 242                | 2 259          | 1 384        | 599          | 3 625         | 267          | 617          | 278        | 332          | 725          | 760          | 2 369        | 388          | 46       |
| 3 748                | 1 970          | 1 203        | 575          | 3 165         | 254          | 583          | 255        | 321          | 611          | 655          | 2 148        | 335          | 47       |
| 353                  | 228            | 120          | 5            | 341           | 5            | 12           | 10         | —            | 108          | 91           | 102          | 53           | 48       |
| 84                   | 68             | 14           | 2            | 80            | —            | 4            | —          | 2            | 8            | 17           | 50           | 9            | 49       |
| 5                    | 2              | 3            | —            | 5             | —            | —            | —          | —            | 1            | 1            | 3            | —            | 50       |
| 170                  | 82             | 67           | 21           | 143           | 11           | 27           | 16         | 10           | 27           | 23           | 107          | 12           | 51       |
| 4 871                | 2 637          | 1 578        | 656          | 4 215         | 307          | 656          | 298        | 349          | 803          | 902          | 2 701        | 466          | 52       |
| 3 580                | 1 808          | 1 208        | 564          | 3 023         | 265          | 558          | 249        | 299          | 552          | 628          | 2 093        | 307          | 53       |
| 408                  | 285            | 88           | 35           | 383           | 16           | 26           | 7          | 19           | 96           | 84           | 182          | 46           | 54       |
| 191                  | 140            | 33           | 18           | 179           | 8            | 12           | 3          | 9            | 51           | 22           | 93           | 26           | 55       |
| 1                    | —              | —            | —            | —             | —            | —            | —          | —            | —            | —            | —            | —            | 56       |
| 883                  | 544            | 282          | 57           | 810           | 26           | 72           | 42         | 30           | 155          | 189          | 426          | 113          | 57       |
| 3 237                | 1 962          | 967          | 307          | 2 962         | 184          | 274          | 145        | 123          | 645          | 672          | 1 560        | 359          | 58       |
| 1 376                | 542            | 518          | 315          | 1 034         | 115          | 342          | 138        | 201          | 118          | 176          | 1 005        | 75           | 59       |
| 259                  | 132            | 93           | 34           | 219           | 9            | 40           | 15         | 25           | 39           | 53           | 135          | 31           | 60       |
| 3 799                | 2 554          | 1 016        | 229          | 3 679         | 191          | 121          | 76         | 38           | 1 044        | 719          | 1 602        | 435          | 61       |
| 1 222                | 813            | 324          | 85           | 1 175         | 65           | 47           | 23         | 20           | 302          | 248          | 501          | 171          | 62       |
| 2 572                | 1 736          | 692          | 144          | 2 498         | 126          | 74           | 54         | 18           | 736          | 471          | 1 100        | 264          | 63       |
| 6                    | 6              | —            | —            | 6             | —            | —            | —          | —            | 6            | —            | —            | —            | 64       |
| 1 245                | 815            | 357          | 74           | 1 195         | 61           | 50           | 34         | 12           | 299          | 255          | 515          | 176          | 65       |
| 2 543                | 1 731          | 656          | 155          | 2 472         | 129          | 70           | 43         | 26           | 733          | 464          | 1 086        | 259          | 66       |
| 11                   | 8              | 3            | —            | 11            | —            | —            | —          | —            | 11           | —            | —            | —            | 67       |
| 2 321                | 1 555          | 621          | 144          | 2 253         | 129          | 68           | 49         | 16           | 700          | 450          | 983          | 188          | 68       |
| 154                  | 105            | 37           | 11           | 154           | 11           | —            | —          | —            | 37           | 13           | 84           | 19           | 69       |
| 9 057                | 6 249          | 2 358        | 450          | 8 801         | 337          | 256          | 131        | 113          | 2 150        | 2 083        | 3 779        | 1 045        | 70       |
| 3 175                | 2 522          | 579          | 74           | 3 141         | 65           | 34           | 25         | 9            | 1 304        | 626          | 938          | 307          | 71       |
| 2 950                | 2 353          | 525          | 72           | 2 920         | 65           | 29           | 22         | 7            | 1 234        | 576          | 863          | 276          | 72       |
| 221                  | 167            | 52           | 2            | 216           | —            | 5            | 3          | 2            | 70           | 50           | 70           | 31           | 73       |
| 4                    | 2              | 2            | —            | 4             | —            | —            | —          | —            | —            | —            | —            | —            | 74       |
| 2 936                | 2 001          | 782          | 153          | 2 865         | 120          | 70           | 30         | 33           | 562          | 719          | 1 289        | 365          | 75       |
| 2 708                | 1 876          | 688          | 145          | 2 640         | 112          | 68           | 28         | 33           | 529          | 663          | 1 178        | 337          | 76       |
| 181                  | 108            | 64           | 9            | 178           | 9            | 3            | 3          | —            | 27           | 46           | 87           | 21           | 77       |
| 47                   | 17             | 30           | —            | 47            | —            | —            | —          | —            | 6            | 10           | 24           | 7            | 78       |
| 2 882                | 1 677          | 982          | 223          | 2 734         | 152          | 148          | 74         | 71           | 267          | 726          | 1 523        | 366          | 79       |
| 64                   | 49             | 15           | —            | 61            | —            | 3            | 3          | —            | 17           | 12           | 29           | 6            | 80       |
| 3 558                | 716            | 1 520        | 1 322        | 2 126         | 482          | 1 432        | 576        | 840          | 155          | 317          | 2 945        | 141          | 81       |
| 321                  | 152            | 142          | 27           | 284           | 12           | 36           | 21         | 15           | 29           | 53           | 203          | 35           | 82       |

Table 5-8. **Neighborhood—Occupied Units With Black Householder—Con.**

[Numbers in thousands. Consistent with the 1990 Census. ... means not applicable or sample too small. – means zero or rounds to zero]

| Characteristics  | Total occupied units | Tenure |        | Housing unit characteristics |              |                   |          | Household characteristics   |                    |                     |
|--|----------------------|--------|--------|------------------------------|--------------|-------------------|----------|-----------------------------|--------------------|---------------------|
|  |                      | Owner  | Renter | New construction 4 years     | Mobile homes | Physical problems |          | Elderly (65 years and over) | Moved in past year | Below poverty level |
|  |                      |        |        |                              |              | Severe            | Moderate |                             |                    |                     |
| <b>Neighborhood Shopping</b>   |                      |        |        |                              |              |                   |          |                             |                    |                     |
| 1 Satisfactory neighborhood shopping .....                                 | 10 242               | 4 514  | 5 729  | 446                          | 353          | 349               | 877      | 1 379                       | 2 160              | 2 553               |
| 2 Less than 1 mile .....   | 8 794                | 3 602  | 5 192  | 284                          | 177          | 303               | 777      | 1 163                       | 1 872              | 2 201               |
| 3 1 mile or more .....   | 1 425                | 904    | 521    | 162                          | 176          | 44                | 211      | 211                         | 283                | 341                 |
| 4 Not reported .....   | 23                   | 8      | 15     | –                            | –            | 2                 | 3        | 5                           | 5                  | 10                  |
| 5 Unsatisfactory neighborhood shopping .....                               | 2 373                | 1 365  | 1 008  | 174                          | 232          | 83                | 327      | 565                         | 424                | 746                 |
| 6 Not reported or don't know .....   | 321                  | 135    | 186    | 5                            | 1            | 15                | 37       | 56                          | 59                 | 100                 |
| <b>Police Protection</b>   |                      |        |        |                              |              |                   |          |                             |                    |                     |
| 7 Satisfactory police protection .....                                     | 10 938               | 5 147  | 5 790  | 540                          | 469          | 359               | 963      | 1 723                       | 2 184              | 2 751               |
| 8 Unsatisfactory police protection .....                                   | 1 418                | 655    | 763    | 56                           | 106          | 65                | 219      | 209                         | 294                | 461                 |
| 9 Not reported .....   | 581                  | 211    | 370    | 28                           | 11           | 22                | 59       | 69                          | 165                | 187                 |
| <b>Description of Area Within 300 Feet<sup>1</sup></b>                     |                      |        |        |                              |              |                   |          |                             |                    |                     |
| 10 Single-family detached houses .....                                     | 9 544                | 5 087  | 4 457  | 462                          | 367          | 296               | 936      | 1 530                       | 1 783              | 2 348               |
| 11 Single-family attached .....  | 2 366                | 815    | 1 551  | 84                           | 15           | 70                | 173      | 302                         | 531                | 520                 |
| 12 1- to 3- story multiunit .....  | 4 492                | 877    | 3 615  | 84                           | 11           | 148               | 403      | 441                         | 1 338              | 1 311               |
| 13 4- to 6- story multiunit .....  | 1 195                | 203    | 991    | 13                           | 3            | 63                | 132      | 183                         | 246                | 341                 |
| 14 7- or more story multiunit .....  | 678                  | 71     | 607    | 8                            | –            | 29                | 82       | 134                         | 104                | 240                 |
| 15 Mobile homes .....  | 1 249                | 867    | 382    | 228                          | 487          | 35                | 202      | 211                         | 205                | 422                 |
| 16 Commercial, or institutional .....                                      | 4 899                | 1 447  | 3 452  | 124                          | 96           | 220               | 483      | 653                         | 1 190              | 1 409               |
| 17 Industrial or factories .....   | 770                  | 250    | 520    | 14                           | 15           | 35                | 85       | 77                          | 210                | 251                 |
| 18 Open space, park, woods, farm, or ranch .....                           | 3 880                | 1 849  | 2 031  | 320                          | 334          | 141               | 402      | 555                         | 837                | 1 017               |
| 19 4 or more lane highway, railroad, or airport .....                      | 2 345                | 758    | 1 587  | 92                           | 64           | 99                | 254      | 285                         | 617                | 622                 |
| 20 Not reported .....  | 412                  | 223    | 189    | 21                           | 12           | 15                | 30       | 54                          | 59                 | 131                 |
| <b>Bodies of Water Within 300 Feet</b>                                     |                      |        |        |                              |              |                   |          |                             |                    |                     |
| 21 Water in area .....   | 1 158                | 532    | 625    | 102                          | 57           | 28                | 96       | 119                         | 276                | 217                 |
| 22 Waterfront property .....   | 140                  | 44     | 96     | 15                           | 2            | 3                 | 11       | 24                          | 18                 | 24                  |
| 23 Not reported .....  | –                    | –      | –      | –                            | –            | –                 | –        | –                           | –                  | –                   |
| 24 Flood plain .....   | 155                  | 88     | 67     | 11                           | 10           | 3                 | 7        | 22                          | 32                 | 29                  |
| 25 Not reported .....  | 87                   | 24     | 62     | 2                            | 2            | –                 | 6        | 3                           | 23                 | 12                  |
| 26 Water not reported .....  | 423                  | 225    | 198    | 21                           | 12           | 15                | 30       | 56                          | 60                 | 137                 |
| 27 No water in area .....  | 11 356               | 5 256  | 6 100  | 502                          | 517          | 404               | 1 115    | 1 827                       | 2 307              | 3 045               |
| <b>Age of Other Residential Buildings Within 300 Feet</b>                  |                      |        |        |                              |              |                   |          |                             |                    |                     |
| 28 Older .....   | 1 385                | 521    | 864    | 22                           | 95           | 101               | 260      | 210                         | 282                | 427                 |
| 29 About the same .....  | 8 547                | 4 071  | 4 476  | 271                          | 177          | 247               | 714      | 1 233                       | 1 756              | 2 035               |
| 30 Newer .....   | 936                  | 527    | 409    | 222                          | 160          | 22                | 57       | 173                         | 228                | 239                 |
| 31 Very mixed .....  | 916                  | 435    | 481    | 79                           | 117          | 19                | 108      | 151                         | 187                | 291                 |
| 32 No other residential buildings .....                                    | 493                  | 209    | 284    | 10                           | 23           | 43                | 49       | 121                         | 71                 | 175                 |
| 33 Not reported .....  | 659                  | 251    | 408    | 21                           | 14           | 15                | 54       | 114                         | 119                | 231                 |
| <b>Other Buildings Vandalized or With Interior Exposed Within 300 Feet</b> |                      |        |        |                              |              |                   |          |                             |                    |                     |
| 34 None .....  | 10 446               | 5 011  | 5 434  | 561                          | 493          | 298               | 888      | 1 548                       | 2 169              | 2 465               |
| 35 1 building .....  | 609                  | 248    | 361    | 8                            | 12           | 32                | 98       | 97                          | 96                 | 175                 |
| 36 More than 1 building .....  | 938                  | 325    | 613    | 21                           | 46           | 59                | 173      | 169                         | 231                | 426                 |
| 37 No buildings .....  | 359                  | 186    | 173    | 13                           | 23           | 28                | 37       | 94                          | 40                 | 132                 |
| 38 Not reported .....  | 584                  | 243    | 341    | 22                           | 12           | 29                | 45       | 93                          | 108                | 200                 |
| <b>Bars on Windows of Buildings Within 300 Feet</b>                        |                      |        |        |                              |              |                   |          |                             |                    |                     |
| 39 No bars on windows .....  | 8 867                | 4 291  | 4 576  | 553                          | 526          | 241               | 780      | 1 212                       | 1 924              | 2 101               |
| 40 1 building with bars .....  | 406                  | 182    | 224    | 10                           | 14           | 27                | 52       | 66                          | 74                 | 138                 |
| 41 2 or more buildings with bars .....                                     | 2 287                | 945    | 1 342  | 23                           | 10           | 117               | 278      | 432                         | 425                | 697                 |
| 42 No buildings .....  | 359                  | 186    | 173    | 13                           | 23           | 28                | 37       | 94                          | 40                 | 132                 |
| 43 Not reported .....  | 1 017                | 409    | 608    | 27                           | 13           | 34                | 95       | 198                         | 180                | 330                 |
| <b>Condition of Streets Within 300 Feet</b>                                |                      |        |        |                              |              |                   |          |                             |                    |                     |
| 44 No repairs needed .....   | 6 954                | 3 335  | 3 619  | 351                          | 258          | 194               | 558      | 1 066                       | 1 446              | 1 645               |
| 45 Minor repairs needed .....  | 4 467                | 1 953  | 2 514  | 191                          | 216          | 157               | 484      | 678                         | 877                | 1 222               |
| 46 Major repairs needed .....  | 905                  | 431    | 474    | 59                           | 92           | 71                | 158      | 155                         | 217                | 344                 |
| 47 No streets .....  | 74                   | 43     | 31     | 3                            | 8            | 4                 | 6        | 10                          | 14                 | 8                   |
| 48 Not reported .....  | 536                  | 251    | 284    | 21                           | 12           | 21                | 36       | 92                          | 88                 | 180                 |
| <b>Trash, Litter, or Junk on Streets or Any Properties Within 300 Feet</b> |                      |        |        |                              |              |                   |          |                             |                    |                     |
| 49 None .....  | 10 453               | 5 163  | 5 290  | 585                          | 536          | 282               | 859      | 1 625                       | 2 118              | 2 460               |
| 50 Minor accumulation .....  | 1 381                | 407    | 974    | 11                           | 32           | 90                | 210      | 226                         | 305                | 507                 |
| 51 Major accumulation .....  | 640                  | 210    | 429    | 6                            | 7            | 56                | 139      | 87                          | 154                | 277                 |
| 52 Not reported .....  | 463                  | 233    | 230    | 22                           | 12           | 19                | 33       | 63                          | 67                 | 154                 |
| <b>Parking Lots<sup>1</sup></b>  |                      |        |        |                              |              |                   |          |                             |                    |                     |
| 53 With parking lots .....   | 3 857                | 765    | 3 092  | 114                          | 51           | 155               | 350      | 431                         | 1 153              | 1 091               |
| 54 Residents only .....  | 2 715                | 311    | 2 404  | 70                           | 8            | 100               | 216      | 270                         | 896                | 790                 |
| 55 Shoppers or workers only .....  | 966                  | 306    | 660    | 30                           | 12           | 33                | 94       | 133                         | 278                | 249                 |
| 56 Anyone .....  | 1 080                | 259    | 820    | 27                           | 25           | 62                | 125      | 143                         | 294                | 310                 |
| 57 Kind not reported .....   | 68                   | 36     | 32     | 1                            | 11           | 1                 | 9        | 11                          | 9                  | 19                  |
| 58 No parking lots within 300 feet .....                                   | 8 655                | 5 026  | 3 628  | 491                          | 523          | 274               | 862      | 1 512                       | 1 431              | 2 172               |
| 59 Parking lot not reported .....  | 424                  | 222    | 202    | 21                           | 12           | 17                | 30       | 59                          | 59                 | 136                 |
| <b>Mobile Homes in Group</b>   |                      |        |        |                              |              |                   |          |                             |                    |                     |
| 60 Mobile homes .....  | 586                  | 493    | 93     | 242                          | 586          | 8                 | 49       | 74                          | 104                | 235                 |
| 61 1 to 6 .....  | 466                  | 397    | 69     | 195                          | 466          | 4                 | 47       | 72                          | 82                 | 183                 |
| 62 7 to 20 .....   | 4                    | 2      | 2      | –                            | 4            | –                 | 2        | 2                           | 2                  | 2                   |
| 63 21 or more .....  | 116                  | 94     | 22     | 47                           | 116          | 3                 | –        | –                           | 19                 | 49                  |

<sup>1</sup>Figures may not add to total because more than one category may apply to a unit.

<sup>2</sup>Limited to single attached and multiunits.

| Total occupied units | In MSAs        |         | Outside MSAs | Urban |              | Rural |         |              | Regions   |         |       |       |    |
|----------------------|----------------|---------|--------------|-------|--------------|-------|---------|--------------|-----------|---------|-------|-------|----|
|                      | Central cities | Suburbs |              | Total | Outside MSAs | Total | Suburbs | Outside MSAs | Northeast | Midwest | South | West  |    |
| 10 242               | 5 785          | 3 334   | 1 124        | 9 252 | 636          | 990   | 482     | 488          | 1 989     | 1 914   | 5 278 | 1 061 | 1  |
| 8 794                | 5 271          | 2 753   | 771          | 8 298 | 546          | 496   | 252     | 225          | 1 876     | 1 732   | 4 224 | 962   | 2  |
| 1 425                | 501            | 571     | 353          | 935   | 91           | 489   | 225     | 263          | 110       | 171     | 1 045 | 99    | 3  |
| 23                   | 13             | 11      | -            | 19    | -            | 5     | 5       | 3            | 3         | 11      | 10    | -     | 4  |
| 2 373                | 1 152          | 562     | 659          | 1 664 | 187          | 708   | 230     | 471          | 306       | 477     | 1 453 | 137   | 5  |
| 321                  | 180            | 124     | 17           | 295   | 8            | 26    | 17      | 9            | 39        | 62      | 196   | 24    | 6  |
| 10 938               | 5 917          | 3 500   | 1 521        | 9 552 | 735          | 1 385 | 581     | 785          | 2 008     | 2 054   | 5 849 | 1 027 | 7  |
| 1 418                | 836            | 341     | 241          | 1 128 | 77           | 289   | 119     | 164          | 253       | 273     | 767   | 125   | 8  |
| 581                  | 363            | 180     | 38           | 531   | 19           | 50    | 29      | 19           | 73        | 127     | 311   | 70    | 9  |
| 9 544                | 5 153          | 2 994   | 1 397        | 8 220 | 680          | 1 324 | 588     | 717          | 1 604     | 1 915   | 5 057 | 968   | 10 |
| 2 366                | 1 596          | 664     | 105          | 2 274 | 84           | 92    | 69      | 21           | 715       | 403     | 1 009 | 239   | 11 |
| 4 492                | 2 971          | 1 199   | 322          | 4 353 | 276          | 139   | 85      | 47           | 825       | 954     | 2 059 | 653   | 12 |
| 1 195                | 997            | 192     | 5            | 1 190 | 3            | 5     | 2       | 3            | 668       | 245     | 220   | 61    | 13 |
| 678                  | 591            | 78      | 9            | 678   | 9            | -     | -       | -            | 427       | 120     | 100   | 31    | 14 |
| 1 249                | 134            | 366     | 749          | 465   | 183          | 784   | 218     | 566          | 6         | 64      | 1 138 | 41    | 15 |
| 4 899                | 3 365          | 1 136   | 398          | 4 690 | 291          | 209   | 100     | 107          | 1 392     | 938     | 2 058 | 511   | 16 |
| 770                  | 513            | 163     | 94           | 726   | 64           | 44    | 14      | 30           | 192       | 175     | 354   | 49    | 17 |
| 3 890                | 1 755          | 1 309   | 817          | 2 877 | 243          | 1 003 | 416     | 574          | 634       | 613     | 2 334 | 299   | 18 |
| 2 345                | 1 413          | 655     | 277          | 2 179 | 188          | 166   | 75      | 89           | 440       | 420     | 1 289 | 197   | 19 |
| 412                  | 198            | 172     | 42           | 378   | 25           | 34    | 15      | 17           | 67        | 91      | 220   | 34    | 20 |
| 1 158                | 452            | 511     | 195          | 925   | 58           | 233   | 93      | 137          | 175       | 199     | 701   | 82    | 21 |
| 140                  | 70             | 60      | 10           | 126   | 3            | 13    | 7       | 7            | 19        | 21      | 71    | 28    | 22 |
| -                    | -              | -       | -            | -     | -            | -     | -       | -            | -         | -       | -     | -     | 23 |
| 155                  | 46             | 85      | 25           | 131   | 8            | 24    | 7       | 17           | 25        | 19      | 99    | 13    | 24 |
| 87                   | 49             | 33      | 4            | 79    | 2            | 7     | 5       | 2            | 15        | 11      | 56    | 5     | 25 |
| 423                  | 203            | 178     | 42           | 387   | 25           | 36    | 17      | 17           | 67        | 95      | 227   | 34    | 26 |
| 11 356               | 6 462          | 3 331   | 1 562        | 9 900 | 748          | 1 455 | 618     | 815          | 2 092     | 2 158   | 5 999 | 1 106 | 27 |
| 1 385                | 753            | 340     | 292          | 1 133 | 111          | 252   | 71      | 181          | 228       | 222     | 769   | 166   | 28 |
| 8 547                | 4 897          | 2 707   | 942          | 7 710 | 521          | 837   | 398     | 422          | 1 532     | 1 775   | 4 441 | 799   | 29 |
| 936                  | 402            | 331     | 203          | 658   | 62           | 278   | 131     | 140          | 153       | 155     | 543   | 85    | 30 |
| 916                  | 455            | 258     | 203          | 735   | 84           | 182   | 61      | 119          | 180       | 89      | 555   | 92    | 31 |
| 493                  | 239            | 155     | 99           | 363   | 13           | 130   | 45      | 85           | 87        | 71      | 309   | 26    | 32 |
| 659                  | 369            | 229     | 60           | 613   | 39           | 46    | 23      | 21           | 154       | 141     | 310   | 53    | 33 |
| 10 446               | 5 470          | 3 496   | 1 480        | 8 978 | 690          | 1 468 | 654     | 790          | 1 796     | 1 883   | 5 716 | 1 051 | 34 |
| 609                  | 436            | 95      | 78           | 558   | 35           | 51    | 6       | 43           | 129       | 128     | 298   | 54    | 35 |
| 938                  | 746            | 96      | 95           | 898   | 61           | 39    | 5       | 35           | 237       | 265     | 386   | 49    | 36 |
| 359                  | 136            | 127     | 96           | 231   | 13           | 128   | 45      | 83           | 36        | 48      | 259   | 16    | 37 |
| 584                  | 329            | 206     | 49           | 546   | 33           | 38    | 20      | 17           | 135       | 130     | 267   | 52    | 38 |
| 8 867                | 4 207          | 3 156   | 1 504        | 7 406 | 690          | 1 462 | 622     | 814          | 1 377     | 1 765   | 5 029 | 696   | 39 |
| 406                  | 266            | 81      | 59           | 372   | 41           | 34    | 16      | 19           | 77        | 71      | 230   | 28    | 40 |
| 2 287                | 1 862          | 344     | 81           | 2 240 | 47           | 47    | 13      | 34           | 612       | 315     | 986   | 374   | 41 |
| 359                  | 136            | 127     | 96           | 231   | 13           | 128   | 45      | 83           | 36        | 48      | 259   | 16    | 42 |
| 1 017                | 646            | 312     | 58           | 963   | 40           | 53    | 33      | 18           | 231       | 254     | 424   | 108   | 43 |
| 6 954                | 3 586          | 2 475   | 893          | 6 041 | 433          | 913   | 439     | 460          | 1 147     | 1 329   | 3 748 | 731   | 44 |
| 4 467                | 2 711          | 1 118   | 638          | 3 912 | 303          | 554   | 209     | 335          | 931       | 824     | 2 321 | 390   | 45 |
| 905                  | 514            | 192     | 199          | 717   | 64           | 189   | 54      | 135          | 139       | 183     | 533   | 51    | 46 |
| 74                   | 22             | 30      | 22           | 47    | 2            | 27    | 8       | 20           | 4         | 6       | 61    | 4     | 47 |
| 536                  | 283            | 205     | 47           | 495   | 29           | 40    | 20      | 19           | 114       | 112     | 264   | 46    | 48 |
| 10 453               | 5 358          | 3 532   | 1 563        | 8 880 | 690          | 1 573 | 677     | 872          | 1 764     | 1 903   | 5 767 | 1 019 | 49 |
| 1 381                | 1 014          | 234     | 133          | 1 303 | 78           | 78    | 23      | 54           | 333       | 312     | 632   | 103   | 50 |
| 640                  | 503            | 74      | 62           | 601   | 37           | 38    | 12      | 25           | 144       | 141     | 294   | 61    | 51 |
| 463                  | 241            | 180     | 42           | 427   | 25           | 36    | 17      | 17           | 93        | 97      | 235   | 39    | 52 |
| 3 857                | 2 393          | 1 183   | 282          | 3 663 | 212          | 194   | 120     | 70           | 803       | 872     | 1 805 | 377   | 53 |
| 2 715                | 1 668          | 902     | 145          | 2 590 | 111          | 125   | 87      | 33           | 534       | 572     | 1 349 | 259   | 54 |
| 966                  | 645            | 239     | 81           | 908   | 51           | 57    | 27      | 30           | 196       | 215     | 451   | 104   | 55 |
| 1 080                | 719            | 260     | 100          | 1 027 | 78           | 53    | 31      | 22           | 275       | 258     | 453   | 94    | 56 |
| 68                   | 37             | 29      | 2            | 66    | 2            | 2     | 2       | 2            | 19        | 12      | 36    | 1     | 57 |
| 8 655                | 4 516          | 2 665   | 1 474        | 7 158 | 592          | 1 497 | 594     | 882          | 1 456     | 1 487   | 4 901 | 811   | 58 |
| 424                  | 208            | 172     | 43           | 390   | 27           | 34    | 15      | 17           | 76        | 94      | 221   | 34    | 59 |
| 586                  | 27             | 159     | 400          | 133   | 53           | 454   | 106     | 348          | 2         | 13      | 571   | -     | 60 |
| 466                  | 6              | 110     | 350          | 57    | 36           | 409   | 95      | 314          | -         | 9       | 457   | -     | 61 |
| 4                    | 2              | -       | 2            | 2     | -            | 2     | -       | 2            | -         | -       | 4     | -     | 62 |
| 116                  | 18             | 49      | 48           | 73    | 17           | 42    | 11      | 32           | 2         | 3       | 110   | -     | 63 |



**Table 5-9. Household Composition—Occupied Units With Black Householder**

[Numbers in thousands. Consistent with the 1990 Census. ... means not applicable or sample too small. – means zero or rounds to zero]

| Characteristics                                       | Total occupied units | Tenure        |               | Housing unit characteristics |              |                   |              |                             | Household characteristics |                     |  |
|---|----------------------|---------------|---------------|------------------------------|--------------|-------------------|--------------|-----------------------------|---------------------------|---------------------|--|
|   |                      | Owner         | Renter        | New construction 4 years     | Mobile homes | Physical problems |              | Elderly (65 years and over) | Moved in past year        | Below poverty level |  |
|   |                      |               |               |                              |              | Severe            | Moderate     |                             |                           |                     |  |
| <b>1 Population in housing unit . . . .</b>           | <b>33 683</b>        | <b>17 013</b> | <b>16 670</b> | <b>1 905</b>                 | <b>1 810</b> | <b>1 114</b>      | <b>3 171</b> | <b>3 843</b>                | <b>6 788</b>              | <b>9 233</b>        |  |
| <b>2 Total . . . . .</b>                              | <b>12 936</b>        | <b>6 013</b>  | <b>6 923</b>  | <b>625</b>                   | <b>586</b>   | <b>446</b>        | <b>1 241</b> | <b>2 001</b>                | <b>2 643</b>              | <b>3 399</b>        |  |
| <b>Persons</b>  |                      |               |               |                              |              |                   |              |                             |                           |                     |  |
| 3 1 person . . . . .                                  | 3 880                | 1 383         | 2 497         | 145                          | 135          | 168               | 442          | 942                         | 807                       | 1 100               |  |
| 4 2 persons . . . . .                                 | 3 379                | 1 622         | 1 757         | 116                          | 118          | 69                | 287          | 641                         | 682                       | 762                 |  |
| 5 3 persons . . . . .                                 | 2 243                | 1 123         | 1 120         | 148                          | 111          | 104               | 206          | 212                         | 475                       | 523                 |  |
| 6 4 persons . . . . .                                 | 1 927                | 1 036         | 891           | 107                          | 113          | 56                | 143          | 111                         | 398                       | 522                 |  |
| 7 5 persons . . . . .                                 | 936                  | 534           | 402           | 63                           | 60           | 34                | 82           | 59                          | 163                       | 251                 |  |
| 8 6 persons . . . . .                                 | 328                  | 166           | 162           | 15                           | 23           | 12                | 54           | 25                          | 73                        | 121                 |  |
| 9 7 persons or more . . . . .                         | 242                  | 149           | 93            | 31                           | 27           | 4                 | 28           | 11                          | 45                        | 121                 |  |
| <b>Number of Single Children Under 18 Years</b>       |                      |               |               |                              |              |                   |              |                             |                           |                     |  |
| 10 None . . . . .                                     | 7 195                | 3 385         | 3 810         | 254                          | 250          | 239               | 726          | 1 778                       | 1 312                     | 1 648               |  |
| 11 1 . . . . .  | 2 453                | 1 196         | 1 256         | 141                          | 142          | 83                | 179          | 132                         | 547                       | 558                 |  |
| 12 2 . . . . .  | 1 918                | 909           | 1 010         | 126                          | 104          | 70                | 157          | 57                          | 406                       | 554                 |  |
| 13 3 . . . . .  | 896                  | 342           | 554           | 54                           | 38           | 35                | 95           | 21                          | 238                       | 362                 |  |
| 14 4 . . . . .  | 283                  | 94            | 189           | 23                           | 28           | 13                | 55           | 10                          | 77                        | 161                 |  |
| 15 5 . . . . .  | 126                  | 62            | 64            | 26                           | 26           | 7                 | 18           | 2                           | 47                        | 75                  |  |
| 16 6 or more . . . . .                                | 65                   | 26            | 40            | –                            | –            | –                 | 12           | 1                           | 17                        | 42                  |  |
| <b>Persons 65 Years Old and Over</b>                  |                      |               |               |                              |              |                   |              |                             |                           |                     |  |
| 17 None . . . . .                                     | 10 644               | 4 461         | 6 183         | 576                          | 507          | 374               | 1 005        | ...                         | 2 529                     | 2 611               |  |
| 18 1 person . . . . .                                 | 1 862                | 1 171         | 692           | 40                           | 65           | 62                | 197          | 1 583                       | 104                       | 692                 |  |
| 19 2 persons or more . . . . .                        | 430                  | 382           | 48            | 9                            | 14           | 11                | 40           | 418                         | 11                        | 96                  |  |
| <b>Age of Householder</b>                             |                      |               |               |                              |              |                   |              |                             |                           |                     |  |
| 20 Under 25 years . . . . .                           | 941                  | 59            | 882           | 45                           | 40           | 38                | 109          | ...                         | 526                       | 396                 |  |
| 21 25 to 29 . . . . .                                 | 1 252                | 240           | 1 012         | 64                           | 74           | 68                | 153          | ...                         | 455                       | 405                 |  |
| 22 30 to 34 . . . . .                                 | 1 509                | 443           | 1 066         | 77                           | 68           | 40                | 136          | ...                         | 480                       | 387                 |  |
| 23 35 to 44 . . . . .                                 | 3 162                | 1 464         | 1 698         | 224                          | 150          | 117               | 269          | ...                         | 618                       | 639                 |  |
| 24 45 to 54 . . . . .                                 | 2 548                | 1 483         | 1 065         | 102                          | 124          | 83                | 196          | ...                         | 344                       | 429                 |  |
| 25 55 to 64 . . . . .                                 | 1 523                | 970           | 553           | 68                           | 57           | 33                | 153          | ...                         | 131                       | 422                 |  |
| 26 65 to 74 . . . . .                                 | 1 146                | 777           | 370           | 18                           | 25           | 32                | 112          | 1 146                       | 59                        | 359                 |  |
| 27 75 years and over . . . . .                        | 855                  | 577           | 278           | 26                           | 49           | 36                | 113          | 855                         | 30                        | 361                 |  |
| 28 <b>Median . . . . .</b>                            | <b>44</b>            | <b>50</b>     | <b>38</b>     | <b>41</b>                    | <b>42</b>    | <b>42</b>         | <b>43</b>    | <b>74</b>                   | <b>34</b>                 | <b>43</b>           |  |
| <b>Household Composition by Age of Householder</b>    |                      |               |               |                              |              |                   |              |                             |                           |                     |  |
| 29 2-or-more-person households . . . . .              | 9 056                | 4 631         | 4 425         | 480                          | 452          | 279               | 799          | 1 060                       | 1 836                     | 2 299               |  |
| 30 Married-couple families, no nonrelatives . . . . . | 3 941                | 2 770         | 1 171         | 282                          | 232          | 73                | 216          | 502                         | 560                       | 495                 |  |
| 31 Under 25 years . . . . .                           | 98                   | 15            | 84            | 2                            | 8            | 4                 | 13           | ...                         | 52                        | 29                  |  |
| 32 25 to 29 years . . . . .                           | 261                  | 91            | 171           | 22                           | 18           | 3                 | 34           | ...                         | 56                        | 50                  |  |
| 33 30 to 34 years . . . . .                           | 479                  | 244           | 235           | 44                           | 31           | 12                | 33           | ...                         | 142                       | 56                  |  |
| 34 35 to 44 years . . . . .                           | 1 102                | 753           | 350           | 107                          | 66           | 28                | 30           | ...                         | 174                       | 91                  |  |
| 35 45 to 64 years . . . . .                           | 1 499                | 1 223         | 276           | 99                           | 93           | 19                | 69           | ...                         | 121                       | 152                 |  |
| 36 65 years and over . . . . .                        | 502                  | 446           | 56            | 7                            | 16           | 7                 | 37           | 502                         | 14                        | 116                 |  |
| 37 Other male householder . . . . .                   | 1 053                | 426           | 627           | 27                           | 43           | 43                | 114          | 115                         | 284                       | 201                 |  |
| 38 Under 45 years . . . . .                           | 691                  | 194           | 497           | 23                           | 28           | 23                | 73           | ...                         | 251                       | 141                 |  |
| 39 45 to 64 years . . . . .                           | 247                  | 143           | 104           | 2                            | 11           | 12                | 31           | ...                         | 29                        | 34                  |  |
| 40 65 years and over . . . . .                        | 115                  | 88            | 27            | 1                            | 4            | 8                 | 10           | 115                         | 5                         | 26                  |  |
| 41 Other female householder . . . . .                 | 4 062                | 1 435         | 2 627         | 171                          | 176          | 162               | 469          | 443                         | 992                       | 1 604               |  |
| 42 Under 45 years . . . . .                           | 2 610                | 577           | 2 033         | 139                          | 122          | 137               | 299          | ...                         | 841                       | 1 126               |  |
| 43 45 to 64 years . . . . .                           | 1 009                | 543           | 466           | 17                           | 29           | 18                | 112          | ...                         | 128                       | 319                 |  |
| 44 65 years and over . . . . .                        | 443                  | 314           | 129           | 15                           | 25           | 8                 | 58           | 443                         | 22                        | 159                 |  |
| 45 1-person households . . . . .                      | 3 880                | 1 383         | 2 497         | 145                          | 135          | 168               | 442          | 942                         | 807                       | 1 100               |  |
| 46 Male householder . . . . .                         | 1 794                | 486           | 1 308         | 54                           | 65           | 98                | 235          | 303                         | 459                       | 443                 |  |
| 47 Under 45 years . . . . .                           | 916                  | 180           | 736           | 28                           | 32           | 41                | 125          | ...                         | 325                       | 185                 |  |
| 48 45 to 64 years . . . . .                           | 574                  | 178           | 396           | 22                           | 17           | 42                | 66           | ...                         | 108                       | 134                 |  |
| 49 65 years and over . . . . .                        | 303                  | 128           | 175           | 4                            | 15           | 16                | 45           | 303                         | 26                        | 124                 |  |
| 50 Female householder . . . . .                       | 2 087                | 897           | 1 190         | 90                           | 70           | 69                | 208          | 638                         | 348                       | 656                 |  |
| 51 Under 45 years . . . . .                           | 707                  | 154           | 553           | 45                           | 26           | 15                | 61           | ...                         | 238                       | 149                 |  |
| 52 45 to 64 years . . . . .                           | 741                  | 365           | 376           | 29                           | 31           | 25                | 71           | ...                         | 89                        | 212                 |  |
| 53 65 years and over . . . . .                        | 638                  | 377           | 261           | 17                           | 13           | 29                | 75           | 638                         | 22                        | 295                 |  |
| <b>Adults and Single Children Under 18 Years Old</b>  |                      |               |               |                              |              |                   |              |                             |                           |                     |  |
| 54 Total households with children . . . . .           | 5 741                | 2 629         | 3 113         | 370                          | 336          | 208               | 515          | 223                         | 1 332                     | 1 751               |  |
| 55 Married couples . . . . .                          | 2 337                | 1 560         | 777           | 201                          | 172          | 49                | 119          | 67                          | 399                       | 311                 |  |
| 56 One child under 6 only . . . . .                   | 332                  | 196           | 136           | 17                           | 23           | 5                 | 17           | 9                           | 75                        | 31                  |  |
| 57 One under 6, one or more 6 to 17 . . . . .         | 457                  | 299           | 159           | 52                           | 28           | –                 | 25           | 3                           | 88                        | 84                  |  |
| 58 Two or more under 6 only . . . . .                 | 152                  | 78            | 75            | 3                            | 4            | 3                 | 4            | –                           | 47                        | 19                  |  |
| 59 Two or more under 6, one or more 6 to 17 . . . . . | 112                  | 48            | 64            | 11                           | –            | 4                 | 13           | 1                           | 35                        | 30                  |  |
| 60 One or more 6 to 17 only . . . . .                 | 1 283                | 940           | 343           | 118                          | 116          | 38                | 60           | 54                          | 154                       | 147                 |  |
| 61 Other households with two or more adults . . . . . | 1 329                | 602           | 727           | 85                           | 74           | 60                | 151          | 122                         | 306                       | 427                 |  |
| 62 One child under 6 only . . . . .                   | 200                  | 69            | 131           | 9                            | 7            | 13                | 19           | 22                          | 68                        | 60                  |  |
| 63 One under 6, one or more 6 to 17 . . . . .         | 240                  | 105           | 135           | 15                           | 22           | 12                | 32           | 16                          | 51                        | 88                  |  |
| 64 Two or more under 6 only . . . . .                 | 110                  | 35            | 75            | 13                           | 9            | 6                 | 25           | 3                           | 37                        | 43                  |  |
| 65 Two or more under 6, one or more 6 to 17 . . . . . | 56                   | 26            | 31            | –                            | 4            | –                 | 13           | 3                           | 14                        | 43                  |  |
| 66 One or more 6 to 17 only . . . . .                 | 722                  | 367           | 355           | 47                           | 33           | 29                | 62           | 79                          | 137                       | 194                 |  |
| 67 Households with one adult or none . . . . .        | 2 075                | 467           | 1 608         | 85                           | 90           | 98                | 245          | 34                          | 626                       | 1 013               |  |
| 68 One child under 6 only . . . . .                   | 281                  | 28            | 253           | 14                           | 14           | 12                | 31           | 2                           | 132                       | 123                 |  |
| 69 One under 6, one or more 6 to 17 . . . . .         | 373                  | 72            | 301           | 19                           | 24           | 23                | 30           | 6                           | 108                       | 231                 |  |
| 70 Two or more under 6 only . . . . .                 | 122                  | 12            | 110           | –                            | –            | 13                | 11           | 4                           | 45                        | 81                  |  |
| 71 Two or more under 6, one or more 6 to 17 . . . . . | 125                  | 8             | 117           | 4                            | 8            | 9                 | 28           | –                           | 51                        | 93                  |  |
| 72 One or more 6 to 17 only . . . . .                 | 1 174                | 347           | 827           | 47                           | 44           | 41                | 146          | 22                          | 290                       | 485                 |  |
| 73 Total households with no children . . . . .        | 7 195                | 3 385         | 3 810         | 254                          | 250          | 239               | 726          | 1 778                       | 1 312                     | 1 648               |  |
| 74 Married couples . . . . .                          | 1 645                | 1 246         | 399           | 81                           | 61           | 27                | 96           | 440                         | 172                       | 189                 |  |
| 75 Other households with two or more adults . . . . . | 1 697                | 762           | 935           | 29                           | 54           | 47                | 187          | 396                         | 345                       | 368                 |  |
| 76 Households with one adult . . . . .                | 3 853                | 1 377         | 2 476         | 145                          | 135          | 165               | 442          | 942                         | 795                       | 1 092               |  |

| Total occupied units | In MSAs        |               | Outside MSAs | Urban         |              | Rural        |              |              | Regions      |              |               |              |           |
|----------------------|----------------|---------------|--------------|---------------|--------------|--------------|--------------|--------------|--------------|--------------|---------------|--------------|-----------|
|                      | Central cities | Suburbs       |              | Total         | Outside MSAs | Total        | Suburbs      | Outside MSAs | Northeast    | Midwest      | South         | West         |           |
| <b>33 683</b>        | <b>17 946</b>  | <b>10 936</b> | <b>4 801</b> | <b>28 878</b> | <b>2 125</b> | <b>4 805</b> | <b>2 056</b> | <b>2 677</b> | <b>6 155</b> | <b>6 292</b> | <b>18 168</b> | <b>3 069</b> | <b>1</b>  |
| <b>12 936</b>        | <b>7 117</b>   | <b>4 020</b>  | <b>1 799</b> | <b>11 212</b> | <b>831</b>   | <b>1 724</b> | <b>729</b>   | <b>968</b>   | <b>2 334</b> | <b>2 453</b> | <b>6 927</b>  | <b>1 222</b> | <b>2</b>  |
| 3 880                | 2 330          | 1 032         | 518          | 3 448         | 250          | 433          | 159          | 268          | 704          | 790          | 2 002         | 384          | 3         |
| 3 379                | 1 842          | 1 086         | 451          | 2 972         | 245          | 407          | 189          | 206          | 607          | 628          | 1 815         | 330          | 4         |
| 2 243                | 1 198          | 689           | 356          | 1 888         | 141          | 355          | 140          | 215          | 407          | 414          | 1 238         | 185          | 5         |
| 1 927                | 967            | 707           | 253          | 1 618         | 96           | 309          | 147          | 157          | 308          | 332          | 1 085         | 203          | 6         |
| 936                  | 472            | 335           | 129          | 788           | 61           | 148          | 76           | 68           | 160          | 173          | 514           | 89           | 7         |
| 328                  | 188            | 91            | 49           | 299           | 22           | 29           | 3            | 26           | 105          | 57           | 147           | 19           | 8         |
| 242                  | 119            | 79            | 43           | 199           | 16           | 43           | 16           | 28           | 44           | 58           | 126           | 13           | 9         |
| 7 195                | 4 063          | 2 118         | 1 014        | 6 268         | 474          | 927          | 368          | 540          | 1 363        | 1 410        | 3 752         | 671          | 10        |
| 2 453                | 1 311          | 816           | 325          | 2 109         | 140          | 344          | 159          | 185          | 403          | 416          | 1 402         | 231          | 11        |
| 1 918                | 974            | 680           | 264          | 1 632         | 122          | 286          | 137          | 142          | 309          | 337          | 1 073         | 200          | 12        |
| 896                  | 507            | 284           | 105          | 802           | 60           | 94           | 47           | 45           | 166          | 175          | 470           | 84           | 13        |
| 283                  | 163            | 62            | 58           | 236           | 21           | 46           | 10           | 37           | 52           | 68           | 136           | 26           | 14        |
| 126                  | 64             | 34            | 28           | 104           | 12           | 22           | 5            | 17           | 31           | 27           | 61            | 7            | 15        |
| 65                   | 35             | 26            | 5            | 61            | 2            | 5            | 2            | 3            | 10           | 21           | 32            | 2            | 16        |
| 10 644               | 5 812          | 3 430         | 1 401        | 9 312         | 678          | 1 332        | 591          | 723          | 1 849        | 2 039        | 5 732         | 1 024        | 17        |
| 1 862                | 1 068          | 483           | 311          | 1 558         | 130          | 304          | 112          | 182          | 405          | 341          | 942           | 174          | 18        |
| 430                  | 237            | 107           | 87           | 342           | 24           | 88           | 25           | 63           | 81           | 72           | 253           | 24           | 19        |
| 941                  | 548            | 234           | 160          | 869           | 110          | 73           | 18           | 50           | 108          | 226          | 527           | 80           | 20        |
| 1 252                | 719            | 399           | 134          | 1 148         | 86           | 104          | 56           | 48           | 214          | 254          | 666           | 118          | 21        |
| 1 509                | 879            | 497           | 132          | 1 371         | 68           | 137          | 72           | 64           | 239          | 295          | 824           | 151          | 22        |
| 3 162                | 1 730          | 1 035         | 397          | 2 765         | 172          | 397          | 167          | 225          | 587          | 560          | 1 694         | 320          | 23        |
| 2 548                | 1 311          | 857           | 379          | 2 127         | 155          | 420          | 192          | 224          | 457          | 437          | 1 398         | 255          | 24        |
| 1 523                | 786            | 516           | 221          | 1 281         | 93           | 242          | 110          | 128          | 310          | 314          | 747           | 152          | 25        |
| 1 146                | 647            | 282           | 217          | 962           | 90           | 185          | 53           | 127          | 254          | 218          | 581           | 94           | 26        |
| 855                  | 496            | 199           | 159          | 689           | 57           | 166          | 60           | 102          | 164          | 149          | 490           | 52           | 27        |
| <b>44</b>            | <b>43</b>      | <b>43</b>     | <b>47</b>    | <b>43</b>     | <b>44</b>    | <b>49</b>    | <b>48</b>    | <b>49</b>    | <b>45</b>    | <b>43</b>    | <b>44</b>     | <b>43</b>    | <b>28</b> |
| 9 056                | 4 787          | 2 988         | 1 282        | 7 764         | 581          | 1 292        | 569          | 701          | 1 630        | 1 663        | 4 925         | 838          | 29        |
| 3 941                | 1 826          | 1 506         | 609          | 3 175         | 206          | 766          | 345          | 403          | 686          | 655          | 2 251         | 350          | 30        |
| 98                   | 50             | 31            | 17           | 91            | 16           | 8            | 4            | 2            | 10           | 26           | 52            | 11           | 31        |
| 261                  | 119            | 108           | 34           | 230           | 18           | 31           | 15           | 16           | 38           | 42           | 162           | 20           | 32        |
| 479                  | 247            | 185           | 47           | 404           | 18           | 74           | 44           | 28           | 74           | 76           | 282           | 47           | 33        |
| 1 102                | 471            | 444           | 187          | 884           | 62           | 218          | 88           | 125          | 203          | 150          | 636           | 113          | 34        |
| 1 499                | 667            | 600           | 232          | 1 172         | 70           | 327          | 160          | 162          | 270          | 268          | 837           | 123          | 35        |
| 502                  | 272            | 139           | 91           | 394           | 22           | 107          | 33           | 69           | 91           | 93           | 281           | 37           | 36        |
| 1 053                | 574            | 341           | 138          | 942           | 74           | 111          | 47           | 64           | 175          | 244          | 507           | 127          | 37        |
| 691                  | 370            | 239           | 82           | 623           | 42           | 68           | 28           | 40           | 106          | 158          | 328           | 99           | 38        |
| 247                  | 141            | 73            | 32           | 220           | 19           | 27           | 14           | 13           | 42           | 51           | 130           | 24           | 39        |
| 115                  | 63             | 29            | 23           | 100           | 13           | 15           | 5            | 10           | 26           | 36           | 48            | 5            | 40        |
| 4 062                | 2 386          | 1 141         | 535          | 3 647         | 301          | 415          | 178          | 234          | 769          | 764          | 2 168         | 361          | 41        |
| 2 610                | 1 599          | 694           | 317          | 2 404         | 202          | 206          | 88           | 115          | 449          | 532          | 1 406         | 224          | 42        |
| 1 009                | 549            | 325           | 136          | 887           | 67           | 122          | 54           | 68           | 213          | 167          | 520           | 109          | 43        |
| 443                  | 239            | 122           | 82           | 356           | 31           | 87           | 36           | 51           | 108          | 65           | 242           | 29           | 44        |
| 3 880                | 2 330          | 1 032         | 518          | 3 448         | 250          | 433          | 159          | 268          | 704          | 790          | 2 002         | 384          | 45        |
| 1 794                | 1 099          | 462           | 233          | 1 614         | 128          | 180          | 70           | 105          | 313          | 401          | 896           | 185          | 46        |
| 916                  | 593            | 243           | 80           | 856           | 49           | 60           | 29           | 31           | 135          | 219          | 472           | 90           | 47        |
| 574                  | 309            | 166           | 99           | 494           | 52           | 81           | 31           | 47           | 112          | 115          | 276           | 71           | 48        |
| 303                  | 197            | 53            | 54           | 263           | 27           | 40           | 9            | 27           | 66           | 67           | 147           | 24           | 49        |
| 2 087                | 1 231          | 571           | 285          | 1 834         | 122          | 253          | 90           | 163          | 391          | 390          | 1 106         | 199          | 50        |
| 707                  | 427            | 222           | 58           | 661           | 29           | 46           | 17           | 29           | 133          | 133          | 373           | 67           | 51        |
| 741                  | 431            | 210           | 101          | 637           | 39           | 104          | 43           | 61           | 130          | 150          | 382           | 80           | 52        |
| 638                  | 373            | 139           | 126          | 536           | 54           | 102          | 30           | 72           | 128          | 107          | 352           | 52           | 53        |
| 5 741                | 3 054          | 1 902         | 785          | 4 944         | 357          | 797          | 360          | 428          | 971          | 1 044        | 3 175         | 551          | 54        |
| 2 337                | 1 061          | 922           | 354          | 1 880         | 121          | 457          | 214          | 233          | 406          | 340          | 1 386         | 206          | 55        |
| 332                  | 171            | 136           | 25           | 279           | 6            | 53           | 34           | 19           | 58           | 66           | 184           | 24           | 56        |
| 457                  | 208            | 194           | 56           | 367           | 10           | 90           | 40           | 45           | 90           | 57           | 274           | 36           | 57        |
| 152                  | 66             | 68            | 19           | 134           | 15           | 18           | 12           | 4            | 35           | 19           | 75            | 24           | 58        |
| 112                  | 50             | 54            | 9            | 110           | 7            | 2            | -            | 2            | 27           | 19           | 59            | 7            | 59        |
| 1 283                | 566            | 472           | 245          | 991           | 83           | 292          | 128          | 162          | 196          | 179          | 793           | 115          | 60        |
| 1 329                | 736            | 412           | 180          | 1 179         | 96           | 150          | 66           | 84           | 226          | 269          | 694           | 140          | 61        |
| 200                  | 116            | 51            | 33           | 174           | 19           | 26           | 11           | 14           | 34           | 41           | 105           | 20           | 62        |
| 240                  | 117            | 87            | 36           | 203           | 18           | 37           | 18           | 19           | 36           | 51           | 129           | 23           | 63        |
| 110                  | 70             | 25            | 16           | 93            | 2            | 17           | 4            | 13           | 8            | 21           | 68            | 13           | 64        |
| 56                   | 32             | 14            | 11           | 53            | 11           | 3            | 3            | -            | 7            | 22           | 22            | 5            | 65        |
| 722                  | 402            | 236           | 84           | 656           | 47           | 67           | 29           | 37           | 140          | 135          | 369           | 78           | 66        |
| 2 075                | 1 257          | 567           | 251          | 1 885         | 141          | 191          | 81           | 110          | 340          | 434          | 1 096         | 206          | 67        |
| 281                  | 176            | 78            | 28           | 266           | 20           | 15           | 7            | 8            | 25           | 54           | 167           | 36           | 68        |
| 373                  | 227            | 98            | 47           | 347           | 29           | 26           | 7            | 18           | 74           | 115          | 153           | 30           | 69        |
| 122                  | 87             | 19            | 16           | 116           | 13           | 6            | 3            | 3            | 10           | 29           | 74            | 10           | 70        |
| 125                  | 70             | 30            | 25           | 115           | 18           | 10           | 2            | 7            | 21           | 26           | 58            | 20           | 71        |
| 1 174                | 697            | 342           | 135          | 1 040         | 61           | 135          | 61           | 74           | 211          | 210          | 644           | 110          | 72        |
| 7 195                | 4 063          | 2 118         | 1 014        | 6 268         | 474          | 927          | 368          | 540          | 1 363        | 1 410        | 3 752         | 671          | 73        |
| 1 645                | 791            | 596           | 257          | 1 333         | 85           | 312          | 130          | 172          | 287          | 324          | 885           | 150          | 74        |
| 1 697                | 954            | 502           | 241          | 1 510         | 138          | 187          | 81           | 103          | 381          | 298          | 876           | 142          | 75        |
| 3 853                | 2 317          | 1 020         | 517          | 3 425         | 250          | 429          | 156          | 266          | 695          | 788          | 1 991         | 379          | 76        |

Table 5-9. **Household Composition—Occupied Units With Black Householder—Con.**

[Numbers in thousands. Consistent with the 1990 Census. ... means not applicable or sample too small. — means zero or rounds to zero]

|  | Characteristics  | Total occupied units | Tenure      |              | Housing unit characteristics |              |                   |              | Household characteristics   |                    |                     |
|--|--|----------------------|-------------|--------------|------------------------------|--------------|-------------------|--------------|-----------------------------|--------------------|---------------------|
|  |  |                      | Owner       | Renter       | New construction 4 years     | Mobile homes | Physical problems |              | Elderly (65 years and over) | Moved in past year | Below poverty level |
|  |  |                      |             |              |                              |              | Severe            | Moderate     |                             |                    |                     |
| <b>Own Never Married Children Under 18 Years Old</b>     |  |                      |             |              |                              |              |                   |              |                             |                    |                     |
| 1  | No own children under 18 years .....                       | 8 166                | 3 973       | 4 193        | 295                          | 314          | 255               | 828          | 1 984                       | 1 479              | 1 956               |
| 2  | With own children under 18 years .....                     | 4 770                | 2 040       | 2 730        | 329                          | 272          | 191               | 413          | 17                          | 1 165              | 1 443               |
| 3  | Under 6 years only .....                                   | 948                  | 259         | 689          | 47                           | 38           | 45                | 75           | 2                           | 387                | 300                 |
| 4  | 1 .....  | 649                  | 178         | 471          | 34                           | 27           | 28                | 53           | 2                           | 273                | 182                 |
| 5  | 2 .....  | 246                  | 71          | 176          | 13                           | 11           | 15                | 20           | —                           | 102                | 82                  |
| 6  | 3 or more .....  | 53                   | 10          | 43           | —                            | —            | 2                 | 3            | —                           | 12                 | 36                  |
| 7  | 6 to 17 years only .....                                   | 2 748                | 1 379       | 1 369        | 195                          | 165          | 103               | 242          | 12                          | 501                | 702                 |
| 8  | 1 .....  | 1 419                | 756         | 663          | 111                          | 100          | 49                | 98           | 10                          | 225                | 320                 |
| 9  | 2 .....  | 851                  | 448         | 404          | 49                           | 37           | 30                | 73           | 2                           | 142                | 182                 |
| 10   | 3 or more .....  | 477                  | 175         | 302          | 35                           | 28           | 24                | 71           | —                           | 134                | 199                 |
| 11   | Both age groups .....                                      | 1 074                | 402         | 672          | 88                           | 70           | 43                | 96           | 3                           | 277                | 441                 |
| 12   | 2 .....  | 494                  | 218         | 276          | 50                           | 38           | 16                | 14           | —                           | 98                 | 168                 |
| 13   | 3 or more .....  | 580                  | 184         | 396          | 37                           | 32           | 27                | 82           | 3                           | 179                | 274                 |
| <b>Persons Other Than Spouse or Children<sup>1</sup></b> |  |                      |             |              |                              |              |                   |              |                             |                    |                     |
| 14   | With other relatives .....                                 | 3 585                | 2 241       | 1 344        | 147                          | 167          | 102               | 340          | 696                         | 445                | 870                 |
| 15   | Single adult offspring 18 to 29 .....                      | 1 730                | 1 077       | 653          | 58                           | 90           | 57                | 150          | 84                          | 219                | 371                 |
| 16   | Single adult offspring 30 years of age or over .....       | 751                  | 578         | 173          | 26                           | 44           | 16                | 80           | 411                         | 42                 | 187                 |
| 17   | Households with three generations .....                    | 692                  | 462         | 230          | 43                           | 61           | 14                | 74           | 103                         | 73                 | 213                 |
| 18   | Households with 1 subfamily .....                          | 489                  | 322         | 167          | 34                           | 50           | 12                | 66           | 82                          | 56                 | 180                 |
| 19   | Subfamily householder age under 30 .....                   | 314                  | 186         | 128          | 8                            | 25           | 11                | 39           | 20                          | 45                 | 105                 |
| 20   | 30 to 64 .....   | 172                  | 133         | 39           | 26                           | 25           | 1                 | 28           | 62                          | 11                 | 75                  |
| 21   | 65 and over .....  | 4                    | 4           | —            | —                            | —            | —                 | —            | —                           | —                  | —                   |
| 22   | Households with 2 or more subfamilies .....                | 14                   | 10          | 4            | —                            | —            | —                 | 3            | —                           | 4                  | 2                   |
| 23   | Households with other types of relatives .....             | 1 543                | 910         | 633          | 80                           | 61           | 40                | 155          | 332                         | 217                | 445                 |
| 24   | With nonrelatives .....                                    | 1 143                | 367         | 776          | 43                           | 61           | 44                | 106          | 51                          | 405                | 243                 |
| 25   | Co-owners or co-renters .....                              | 327                  | 43          | 283          | 14                           | 9            | 1                 | 39           | 3                           | 166                | 76                  |
| 26   | Lodgers .....  | 135                  | 43          | 93           | —                            | —            | 5                 | 10           | 5                           | 43                 | 21                  |
| 27   | Unrelated children, under 18 years old .....               | 162                  | 96          | 66           | 4                            | 14           | 8                 | 12           | 12                          | 51                 | 36                  |
| 28   | Other nonrelatives .....                                   | 623                  | 234         | 388          | 26                           | 44           | 35                | 57           | 40                          | 178                | 132                 |
| 29   | One or more secondary families .....                       | 29                   | 19          | 10           | —                            | 3            | 1                 | —            | 4                           | 12                 | 3                   |
| 30   | 2-person households, none related to each other .....      | 535                  | 116         | 419          | 9                            | 16           | 16                | 60           | 21                          | 197                | 94                  |
| 31   | 3-to-8-person households, none related to each other ..... | 66                   | 19          | 47           | 4                            | 4            | —                 | 2            | 4                           | 28                 | 9                   |
| <b>Educational Attainment of the Householder</b>         |  |                      |             |              |                              |              |                   |              |                             |                    |                     |
| 32   | Less than 9th grade .....                                  | 1 019                | 547         | 472          | 44                           | 86           | 56                | 163          | 654                         | 97                 | 452                 |
| 33   | 9th to 12th grade, no diploma .....                        | 2 311                | 920         | 1 391        | 69                           | 152          | 118               | 339          | 479                         | 468                | 1 001               |
| 34   | High school graduate (includes equivalency) .....          | 4 265                | 1 933       | 2 333        | 175                          | 215          | 132               | 398          | 470                         | 860                | 1 130               |
| 35   | Additional vocational training .....                       | 364                  | 178         | 187          | 23                           | 16           | 12                | 31           | 32                          | 86                 | 75                  |
| 36   | Some college, no degree .....                              | 2 528                | 1 092       | 1 436        | 143                          | 81           | 86                | 181          | 180                         | 626                | 527                 |
| 37   | Associate degree .....                                     | 830                  | 420         | 410          | 56                           | 41           | 15                | 47           | 52                          | 183                | 121                 |
| 38   | Bachelor's degree .....                                    | 1 366                | 692         | 675          | 77                           | 7            | 24                | 86           | 89                          | 299                | 123                 |
| 39   | Graduate or professional degree .....                      | 617                  | 410         | 207          | 62                           | 4            | 15                | 27           | 77                          | 111                | 44                  |
| 40   | Percent high school graduate or higher .....               | 77.1                 | 78.6        | 75.8         | 85.6                         | 62.2         | 63.7              | 62.0         | 45.0                        | 81.9               | 59.4                |
| 41   | Percent bachelor's degree or higher .....                  | 15.3                 | 18.3        | 12.7         | 22.2                         | 2.0          | 8.8               | 9.1          | 8.3                         | 15.5               | 4.9                 |
| <b>Year Householder Moved Into Unit</b>                  |  |                      |             |              |                              |              |                   |              |                             |                    |                     |
| 42   | 2000 to 2004 .....   | —                    | —           | —            | —                            | —            | —                 | —            | —                           | —                  | —                   |
| 43   | 1995 to 1999 .....   | 6 949                | 1 974       | 4 976        | 610                          | 392          | 251               | 668          | 329                         | 2 643              | 1 941               |
| 44   | 1990 to 1994 .....   | 2 132                | 1 073       | 1 059        | 8                            | 103          | 82                | 169          | 192                         | —                  | 531                 |
| 45   | 1985 to 1989 .....   | 1 086                | 721         | 365          | 4                            | 42           | 27                | 87           | 215                         | —                  | 226                 |
| 46   | 1980 to 1984 .....   | 555                  | 374         | 181          | —                            | 9            | 24                | 55           | 178                         | —                  | 101                 |
| 47   | 1975 to 1979 .....   | 670                  | 518         | 152          | —                            | 22           | 17                | 59           | 174                         | —                  | 166                 |
| 48   | 1970 to 1974 .....   | 523                  | 456         | 67           | —                            | 13           | 13                | 53           | 207                         | —                  | 119                 |
| 49   | 1960 to 1969 .....   | 635                  | 554         | 81           | 3                            | 5            | 18                | 90           | 380                         | —                  | 174                 |
| 50   | 1950 to 1959 .....   | 285                  | 264         | 22           | —                            | —            | 6                 | 33           | 240                         | —                  | 88                  |
| 51   | 1940 to 1949 .....   | 73                   | 57          | 16           | —                            | —            | 4                 | 21           | 60                          | —                  | 44                  |
| 52   | 1939 or earlier .....                                      | 27                   | 22          | 5            | —                            | —            | 4                 | 7            | 27                          | —                  | 11                  |
| 53   | <b>Median</b> .....  | <b>1995+</b>         | <b>1990</b> | <b>1995+</b> | <b>1995+</b>                 | <b>1995+</b> | <b>1995+</b>      | <b>1995+</b> | <b>1977</b>                 | <b>1995+</b>       | <b>1995+</b>        |
| <b>Household Moves and Formation in Last Year</b>        |  |                      |             |              |                              |              |                   |              |                             |                    |                     |
| 54   | Total with a move in last year .....                       | 3 521                | 859         | 2 662        | 238                          | 131          | 90                | 362          | 167                         | 2 643              | 1 056               |
| 55   | Household all moved here from one unit .....               | 2 327                | 396         | 1 930        | 174                          | 87           | 51                | 246          | 87                          | 2 327              | 720                 |
| 56   | Householder of previous unit did not move here .....       | —                    | —           | —            | —                            | —            | —                 | —            | —                           | —                  | —                   |
| 57   | Householder of previous unit moved here .....              | —                    | —           | —            | —                            | —            | —                 | —            | —                           | —                  | —                   |
| 58   | Householder of previous unit not reported .....            | —                    | —           | —            | —                            | —            | —                 | —            | —                           | —                  | —                   |
| 59   | Household moved here from two or more units .....          | 257                  | 40          | 217          | 17                           | 17           | 7                 | 24           | 2                           | 257                | 59                  |
| 60   | No previous householder moved here .....                   | —                    | —           | —            | —                            | —            | —                 | —            | —                           | —                  | —                   |
| 61   | 1 previous householder moved here .....                    | —                    | —           | —            | —                            | —            | —                 | —            | —                           | —                  | —                   |
| 62   | 2 or more previous householders moved here .....           | —                    | —           | —            | —                            | —            | —                 | —            | —                           | —                  | —                   |
| 63   | Previous householder(s) not reported .....                 | —                    | —           | —            | —                            | —            | —                 | —            | —                           | —                  | —                   |
| 64   | Some already here, rest moved in .....                     | 938                  | 422         | 515          | 47                           | 27           | 32                | 92           | 78                          | 60                 | 277                 |
| 65   | No previous householder moved here .....                   | —                    | —           | —            | —                            | —            | —                 | —            | —                           | —                  | —                   |
| 66   | 1 or more previous householders moved here .....           | —                    | —           | —            | —                            | —            | —                 | —            | —                           | —                  | —                   |
| 67   | Previous householder(s) not reported .....                 | —                    | —           | —            | —                            | —            | —                 | —            | —                           | —                  | —                   |
| 68   | Number of previous units not reported .....                | —                    | —           | —            | —                            | —            | —                 | —            | —                           | —                  | —                   |

<sup>1</sup>Figures may not add to total because more than one category may apply to a unit.

| Total occupied units | In MSAs        |         | Outside MSAs | Urban |              | Rural |         |              | Regions   |         |       |       |       |    |
|----------------------|----------------|---------|--------------|-------|--------------|-------|---------|--------------|-----------|---------|-------|-------|-------|----|
|                      | Central cities | Suburbs |              | Total | Outside MSAs | Total | Suburbs | Outside MSAs | Northeast | Midwest | South | West  |       |    |
| 8 166                | 4 546          | 2 448   | 1 172        | 7 070 | 526          | 1 096 | 431     | 647          | 1 537     | 1 566   | 4 296 | 766   | 1     |    |
| 4 770                | 2 571          | 1 573   | 627          | 4 142 | 306          | 629   | 298     | 322          | 797       | 887     | 2 631 | 456   | 2     |    |
| 948                  | 552            | 299     | 97           | 864   | 62           | 84    | 47      | 35           | 128       | 201     | 521   | 98    | 3     |    |
| 649                  | 378            | 214     | 58           | 594   | 37           | 55    | 34      | 21           | 86        | 149     | 356   | 59    | 4     |    |
| 246                  | 144            | 65      | 37           | 224   | 23           | 23    | 7       | 14           | 39        | 44      | 133   | 30    | 5     |    |
| 53                   | 30             | 20      | 3            | 47    | 3            | 6     | 6       | -            | 3         | 8       | 32    | 10    | 6     |    |
| 2 748                | 1 461          | 889     | 398          | 2 337 | 177          | 411   | 187     | 221          | 471       | 475     | 1 556 | 246   | 7     |    |
| 1 419                | 750            | 464     | 205          | 1 217 | 93           | 202   | 88      | 112          | 245       | 241     | 814   | 119   | 8     |    |
| 851                  | 426            | 297     | 128          | 702   | 53           | 149   | 74      | 75           | 130       | 139     | 485   | 97    | 9     |    |
| 477                  | 284            | 129     | 65           | 417   | 30           | 60    | 26      | 35           | 95        | 96      | 258   | 29    | 10    |    |
| 1 074                | 558            | 385     | 132          | 940   | 67           | 134   | 64      | 65           | 198       | 210     | 554   | 112   | 11    |    |
| 494                  | 241            | 187     | 67           | 420   | 33           | 74    | 38      | 33           | 96        | 84      | 264   | 50    | 12    |    |
| 580                  | 317            | 198     | 65           | 521   | 33           | 60    | 26      | 32           | 103       | 126     | 290   | 62    | 13    |    |
| 3 585                | 1 849          | 1 192   | 545          | 3 037 | 216          | 548   | 218     | 328          | 731       | 634     | 1 924 | 296   | 14    |    |
| 1 730                | 868            | 600     | 262          | 1 477 | 96           | 252   | 87      | 165          | 357       | 321     | 922   | 130   | 15    |    |
| 751                  | 404            | 239     | 107          | 617   | 41           | 134   | 68      | 66           | 167       | 124     | 421   | 39    | 16    |    |
| 692                  | 334            | 223     | 135          | 579   | 52           | 113   | 28      | 83           | 139       | 123     | 379   | 51    | 17    |    |
| 489                  | 240            | 145     | 104          | 397   | 37           | 92    | 24      | 68           | 87        | 87      | 285   | 30    | 18    |    |
| 314                  | 162            | 93      | 58           | 268   | 21           | 45    | 8       | 37           | 60        | 63      | 174   | 17    | 19    |    |
| 172                  | 74             | 52      | 46           | 125   | 16           | 47    | 17      | 30           | 24        | 24      | 111   | 12    | 20    |    |
| 4                    | 4              | -       | -            | 4     | -            | -     | -       | -            | 4         | -       | -     | -     | 21    |    |
| 14                   | 10             | -       | 3            | 14    | 3            | -     | -       | -            | 1         | 2       | 11    | -     | 22    |    |
| 1 543                | 796            | 514     | 232          | 1 315 | 100          | 228   | 93      | 132          | 331       | 273     | 797   | 142   | 23    |    |
| 1 143                | 664            | 342     | 137          | 1 036 | 83           | 107   | 50      | 54           | 230       | 232     | 552   | 130   | 24    |    |
| 327                  | 175            | 116     | 35           | 308   | 35           | 19    | 19      | -            | 59        | 81      | 148   | 39    | 25    |    |
| 135                  | 85             | 47      | 2            | 132   | 2            | 3     | -       | -            | 32        | 16      | 54    | 33    | 26    |    |
| 162                  | 72             | 71      | 19           | 139   | 4            | 23    | 9       | 15           | 30        | 39      | 67    | 26    | 27    |    |
| 623                  | 380            | 153     | 89           | 549   | 42           | 74    | 27      | 47           | 129       | 121     | 317   | 55    | 28    |    |
| 29                   | 10             | 16      | 3            | 26    | -            | 3     | -       | 3            | 8         | 8       | 8     | 5     | 29    |    |
| 535                  | 313            | 151     | 71           | 504   | 60           | 31    | 17      | 11           | 109       | 100     | 274   | 52    | 30    |    |
| 66                   | 35             | 25      | 6            | 57    | -            | 8     | 3       | 6            | 21        | 10      | 26    | 9     | 31    |    |
| 1 019                | 524            | 236     | 259          | 763   | 105          | 256   | 98      | 154          | 157       | 140     | 676   | 47    | 32    |    |
| 2 311                | 1 351          | 587     | 373          | 1 960 | 141          | 351   | 115     | 232          | 475       | 447     | 1 239 | 150   | 33    |    |
| 4 265                | 2 365          | 1 214   | 686          | 3 687 | 342          | 578   | 223     | 344          | 733       | 814     | 2 368 | 350   | 34    |    |
| 364                  | 215            | 95      | 54           | 334   | 33           | 30    | 9       | 21           | 58        | 75      | 193   | 38    | 35    |    |
| 2 528                | 1 417          | 881     | 230          | 2 308 | 119          | 220   | 106     | 111          | 383       | 604     | 1 255 | 287   | 36    |    |
| 830                  | 461            | 263     | 106          | 709   | 52           | 121   | 62      | 54           | 161       | 133     | 405   | 131   | 37    |    |
| 1 366                | 710            | 554     | 103          | 1 228 | 47           | 139   | 83      | 56           | 289       | 211     | 681   | 186   | 38    |    |
| 617                  | 289            | 286     | 42           | 557   | 25           | 60    | 43      | 17           | 138       | 105     | 304   | 71    | 39    |    |
| 77.1                 | 76.7           | 81.9    | 67.9         | 78.7  | 74.3         | 66.6  | 72.1    | 62.3         | 75.4      | 79.1    | 75.2  | 86.9  | 40    |    |
| 15.3                 | 14.0           | 20.9    | 8.0          | 15.9  | 8.7          | 11.5  | 17.3    | 7.5          | 18.3      | 12.9    | 14.2  | 21.0  | 41    |    |
| 6 949                | 3 781          | 2 315   | 853          | 6 196 | 461          | 754   | 352     | 393          | 1 118     | 1 357   | 3 735 | 739   | 42    |    |
| 2 132                | 1 180          | 664     | 289          | 1 841 | 125          | 291   | 123     | 164          | 391       | 395     | 1 148 | 198   | 43    |    |
| 1 086                | 568            | 353     | 165          | 915   | 71           | 171   | 75      | 94           | 226       | 183     | 585   | 92    | 44    |    |
| 555                  | 321            | 147     | 87           | 461   | 28           | 95    | 31      | 59           | 159       | 96      | 268   | 32    | 45    |    |
| 670                  | 395            | 164     | 111          | 560   | 38           | 109   | 37      | 72           | 143       | 124     | 359   | 43    | 46    |    |
| 523                  | 261            | 165     | 97           | 409   | 26           | 114   | 40      | 71           | 89        | 119     | 272   | 43    | 47    |    |
| 635                  | 387            | 129     | 119          | 535   | 56           | 100   | 37      | 63           | 139       | 120     | 326   | 49    | 48    |    |
| 285                  | 175            | 65      | 45           | 226   | 11           | 59    | 22      | 34           | 60        | 43      | 161   | 22    | 49    |    |
| 73                   | 36             | 12      | 25           | 50    | 9            | 23    | 7       | 16           | 5         | 13      | 50    | 4     | 50    |    |
| 27                   | 12             | 6       | 9            | 18    | 6            | 8     | 6       | 2            | 3         | 2       | 22    | -     | 51    |    |
| 1995+                | 1995+          | 1995+   | 1994         | 1995+ | 1995+        | 1993  | 1994    | 1992         | 1994      | 1995+   | 1995+ | 1995+ | 1995+ | 52 |
| 3 521                | 1 941          | 1 198   | 383          | 3 181 | 218          | 340   | 171     | 165          | 528       | 732     | 1 927 | 334   | 53    |    |
| 2 327                | 1 284          | 816     | 226          | 2 112 | 136          | 214   | 123     | 90           | 322       | 485     | 1 292 | 228   | 54    |    |
| ...                  | ...            | ...     | ...          | ...   | ...          | ...   | ...     | ...          | ...       | ...     | ...   | ...   | ...   | 55 |
| ...                  | ...            | ...     | ...          | ...   | ...          | ...   | ...     | ...          | ...       | ...     | ...   | ...   | ...   | 56 |
| ...                  | ...            | ...     | ...          | ...   | ...          | ...   | ...     | ...          | ...       | ...     | ...   | ...   | ...   | 57 |
| 257                  | 118            | 91      | 48           | 215   | 21           | 42    | 12      | 27           | 19        | 48      | 167   | 23    | 58    |    |
| ...                  | ...            | ...     | ...          | ...   | ...          | ...   | ...     | ...          | ...       | ...     | ...   | ...   | ...   | 59 |
| ...                  | ...            | ...     | ...          | ...   | ...          | ...   | ...     | ...          | ...       | ...     | ...   | ...   | ...   | 60 |
| ...                  | ...            | ...     | ...          | ...   | ...          | ...   | ...     | ...          | ...       | ...     | ...   | ...   | ...   | 61 |
| ...                  | ...            | ...     | ...          | ...   | ...          | ...   | ...     | ...          | ...       | ...     | ...   | ...   | ...   | 62 |
| ...                  | ...            | ...     | ...          | ...   | ...          | ...   | ...     | ...          | ...       | ...     | ...   | ...   | ...   | 63 |
| 938                  | 539            | 290     | 109          | 854   | 61           | 84    | 36      | 48           | 187       | 199     | 468   | 83    | 64    |    |
| ...                  | ...            | ...     | ...          | ...   | ...          | ...   | ...     | ...          | ...       | ...     | ...   | ...   | ...   | 65 |
| ...                  | ...            | ...     | ...          | ...   | ...          | ...   | ...     | ...          | ...       | ...     | ...   | ...   | ...   | 66 |
| ...                  | ...            | ...     | ...          | ...   | ...          | ...   | ...     | ...          | ...       | ...     | ...   | ...   | ...   | 67 |
| ...                  | ...            | ...     | ...          | ...   | ...          | ...   | ...     | ...          | ...       | ...     | ...   | ...   | ...   | 68 |

**Table 5-10. Previous Unit of Recent Movers—Occupied Units With Black Householder**

[Numbers in thousands. Consistent with the 1990 Census. ... means not applicable or sample too small. – means zero or rounds to zero]

| Characteristics  | Total occupied units | Tenure     |              | Housing unit characteristics |              |                   |            | Household characteristics   |                    |                     |
|--|----------------------|------------|--------------|------------------------------|--------------|-------------------|------------|-----------------------------|--------------------|---------------------|
|  |                      | Owner      | Renter       | New construction 4 years     | Mobile homes | Physical problems |            | Elderly (65 years and over) | Moved in past year | Below poverty level |
|  |                      |            |              |                              |              | Severe            | Moderate   |                             |                    |                     |
| <b>HOUSEHOLDER MOVED DURING PAST YEAR FROM WITHIN THE UNITED STATES.</b> |                      |            |              |                              |              |                   |            |                             |                    |                     |
| <b>1 Total .....</b>   | <b>2 578</b>         | <b>441</b> | <b>2 137</b> | <b>191</b>                   | <b>95</b>    | <b>60</b>         | <b>268</b> | <b>89</b>                   | <b>2 578</b>       | <b>780</b>          |
| <b>Structure Type of Previous Residence</b>                              |                      |            |              |                              |              |                   |            |                             |                    |                     |
| 2 Moved from within United States .....                                  | 2 578                | 441        | 2 137        | 191                          | 95           | 60                | 268        | 89                          | 2 578              | 780                 |
| 3 House .....  | 1 046                | 202        | 844          | 69                           | 41           | 27                | 113        | 34                          | 1 046              | 334                 |
| 4 Apartment .....  | 1 327                | 183        | 1 144        | 95                           | 35           | 30                | 135        | 39                          | 1 327              | 385                 |
| 5 Mobile home .....  | 45                   | 18         | 27           | 18                           | 15           | –                 | 6          | 3                           | 45                 | 12                  |
| 6 Other .....  | 68                   | 12         | 56           | –                            | –            | –                 | 2          | –                           | 68                 | 21                  |
| 7 Not reported .....   | 92                   | 26         | 66           | 9                            | 4            | 2                 | 11         | 13                          | 92                 | 28                  |
| <b>Tenure of Previous Residence</b>                                      |                      |            |              |                              |              |                   |            |                             |                    |                     |
| 8 House, apartment, mobile home in United States .....                   | 2 418                | 403        | 2 015        | 182                          | 91           | 58                | 254        | 76                          | 2 418              | 731                 |
| 9 Owner occupied .....   | 515                  | 156        | 359          | 59                           | 25           | 5                 | 38         | 22                          | 515                | 115                 |
| 10 Renter occupied .....   | 1 903                | 247        | 1 656        | 123                          | 66           | 53                | 216        | 54                          | 1 903              | 616                 |
| <b>Persons — Previous Residence</b>                                      |                      |            |              |                              |              |                   |            |                             |                    |                     |
| 11 House, apartment, mobile home in United States .....                  | 2 418                | 403        | 2 015        | 182                          | 91           | 58                | 254        | 76                          | 2 418              | 731                 |
| 12 1 person .....  | 381                  | 57         | 325          | 32                           | 5            | 6                 | 57         | 27                          | 381                | 69                  |
| 13 2 persons .....   | 543                  | 87         | 456          | 40                           | 24           | 11                | 26         | 22                          | 543                | 142                 |
| 14 3 persons .....   | 495                  | 83         | 411          | 58                           | 27           | 10                | 69         | 2                           | 495                | 152                 |
| 15 4 persons .....   | 459                  | 72         | 387          | 26                           | 15           | 14                | 41         | 10                          | 459                | 162                 |
| 16 5 persons .....   | 225                  | 47         | 178          | 16                           | 12           | 6                 | 23         | 4                           | 225                | 71                  |
| 17 6 persons .....   | 103                  | 18         | 85           | 4                            | 4            | 10                | 18         | 2                           | 103                | 47                  |
| 18 7 persons or more .....   | 86                   | 16         | 70           | 4                            | –            | –                 | 10         | 5                           | 86                 | 42                  |
| 19 Not reported .....  | 126                  | 23         | 103          | 2                            | 3            | –                 | 10         | 4                           | 126                | 46                  |
| <b>Previous Home Owned or Rented by Someone Who Moved Here</b>           |                      |            |              |                              |              |                   |            |                             |                    |                     |
| 20 House, apartment, mobile home in United States .....                  | 2 418                | 403        | 2 015        | 182                          | 91           | 58                | 254        | 76                          | 2 418              | 731                 |
| 21 Owned or rented by a mover .....                                      | 1 876                | 358        | 1 519        | 160                          | 83           | 46                | 189        | 68                          | 1 876              | 540                 |
| 22 Owned or rented by other .....  | 482                  | 34         | 448          | 20                           | 8            | 11                | 63         | 5                           | 482                | 168                 |
| 23 By a relative .....   | 350                  | 28         | 322          | 14                           | 8            | 11                | 46         | 2                           | 350                | 128                 |
| 24 By a nonrelative .....  | 132                  | 7          | 126          | 6                            | –            | –                 | 17         | 3                           | 132                | 40                  |
| 25 Not reported .....  | –                    | –          | –            | –                            | –            | –                 | –          | –                           | –                  | –                   |
| 26 Not reported .....  | 60                   | 11         | 49           | 2                            | –            | 1                 | 2          | 4                           | 60                 | 23                  |
| <b>Change in Housing Costs</b>   |                      |            |              |                              |              |                   |            |                             |                    |                     |
| 27 House, apartment, mobile home in United States .....                  | 2 418                | 403        | 2 015        | 182                          | 91           | 58                | 254        | 76                          | 2 418              | 731                 |
| 28 Increased with move .....   | 1 278                | 265        | 1 013        | 126                          | 58           | 36                | 130        | 30                          | 1 278              | 351                 |
| 29 Decreased .....   | 518                  | 53         | 466          | 8                            | 12           | 11                | 67         | 26                          | 518                | 192                 |
| 30 Stayed about the same .....   | 514                  | 65         | 448          | 42                           | 21           | 9                 | 44         | 19                          | 514                | 151                 |
| 31 Don't know .....  | 87                   | 12         | 75           | 4                            | –            | 3                 | 12         | 2                           | 87                 | 31                  |
| 32 Not reported .....  | 21                   | 8          | 13           | 2                            | –            | –                 | –          | –                           | 21                 | 6                   |

| Total occupied units | In MSAs        |         | Outside MSAs | Urban |              | Rural |         |              | Regions   |         |       |      |    |
|----------------------|----------------|---------|--------------|-------|--------------|-------|---------|--------------|-----------|---------|-------|------|----|
|                      | Central cities | Suburbs |              | Total | Outside MSAs | Total | Suburbs | Outside MSAs | Northeast | Midwest | South | West |    |
| 2 578                | 1 408          | 905     | 265          | 2 328 | 153          | 250   | 134     | 111          | 339       | 551     | 1 433 | 254  | 1  |
| 2 578                | 1 408          | 905     | 265          | 2 328 | 153          | 250   | 134     | 111          | 339       | 551     | 1 433 | 254  | 2  |
| 1 046                | 541            | 353     | 152          | 933   | 88           | 113   | 49      | 64           | 117       | 216     | 620   | 92   | 3  |
| 1 327                | 772            | 477     | 78           | 1 223 | 43           | 104   | 63      | 36           | 173       | 314     | 696   | 144  | 4  |
| 45                   | 11             | 15      | 19           | 28    | 14           | 17    | 12      | 5            | -         | 5       | 40    | -    | 5  |
| 68                   | 32             | 28      | 8            | 66    | 8            | 2     | 2       | -            | 21        | 9       | 29    | 9    | 6  |
| 92                   | 52             | 33      | 7            | 78    | -            | 14    | 7       | 7            | 28        | 7       | 48    | 9    | 7  |
| 2 418                | 1 324          | 845     | 249          | 2 184 | 145          | 234   | 125     | 104          | 290       | 535     | 1 357 | 237  | 8  |
| 515                  | 239            | 206     | 70           | 442   | 39           | 72    | 41      | 31           | 57        | 115     | 298   | 46   | 9  |
| 1 903                | 1 085          | 639     | 179          | 1 742 | 106          | 161   | 83      | 73           | 233       | 420     | 1 059 | 191  | 10 |
| 2 418                | 1 324          | 845     | 249          | 2 184 | 145          | 234   | 125     | 104          | 290       | 535     | 1 357 | 237  | 11 |
| 381                  | 237            | 119     | 25           | 348   | 16           | 34    | 24      | 10           | 47        | 94      | 200   | 41   | 12 |
| 543                  | 279            | 207     | 57           | 491   | 37           | 53    | 30      | 20           | 45        | 127     | 314   | 57   | 13 |
| 495                  | 239            | 200     | 56           | 447   | 30           | 48    | 22      | 26           | 71        | 80      | 295   | 49   | 14 |
| 459                  | 264            | 141     | 54           | 407   | 31           | 52    | 27      | 24           | 69        | 97      | 255   | 38   | 15 |
| 225                  | 128            | 83      | 14           | 198   | 3            | 27    | 16      | 11           | 23        | 51      | 127   | 25   | 16 |
| 103                  | 57             | 29      | 16           | 94    | 11           | 9     | 3       | 6            | 18        | 22      | 49    | 14   | 17 |
| 86                   | 46             | 31      | 9            | 86    | 9            | -     | -       | -            | 3         | 31      | 45    | 7    | 18 |
| 126                  | 73             | 35      | 18           | 114   | 9            | 12    | 3       | 9            | 15        | 33      | 72    | 6    | 19 |
| 2 418                | 1 324          | 845     | 249          | 2 184 | 145          | 234   | 125     | 104          | 290       | 535     | 1 357 | 237  | 20 |
| 1 876                | 1 015          | 677     | 185          | 1 692 | 105          | 184   | 103     | 79           | 233       | 384     | 1 070 | 190  | 21 |
| 482                  | 280            | 148     | 55           | 437   | 34           | 45    | 22      | 21           | 53        | 128     | 255   | 46   | 22 |
| 350                  | 207            | 94      | 48           | 312   | 29           | 38    | 18      | 19           | 31        | 106     | 182   | 31   | 23 |
| 132                  | 73             | 53      | 6            | 125   | 5            | 7     | 3       | 1            | 23        | 22      | 73    | 15   | 24 |
| -                    | -              | -       | -            | -     | -            | -     | -       | -            | -         | -       | -     | -    | 25 |
| 60                   | 30             | 20      | 10           | 55    | 6            | 4     | -       | 4            | 4         | 23      | 32    | 1    | 26 |
| 2 418                | 1 324          | 845     | 249          | 2 184 | 145          | 234   | 125     | 104          | 290       | 535     | 1 357 | 237  | 27 |
| 1 278                | 669            | 481     | 127          | 1 157 | 73           | 121   | 64      | 55           | 135       | 295     | 711   | 137  | 28 |
| 518                  | 312            | 166     | 41           | 489   | 26           | 29    | 14      | 16           | 75        | 114     | 270   | 59   | 29 |
| 514                  | 284            | 167     | 63           | 440   | 34           | 74    | 42      | 29           | 58        | 95      | 322   | 39   | 30 |
| 87                   | 46             | 25      | 15           | 80    | 13           | 7     | 4       | 3            | 22        | 22      | 41    | 2    | 31 |
| 21                   | 13             | 6       | 3            | 19    | -            | 3     | -       | 3            | -         | 8       | 13    | -    | 32 |

Table 5-11. **Reasons for Move and Choice of Current Residence—Occupied Units With Black**

[Numbers in thousands. Consistent with the 1990 Census. ... means not applicable or sample too small. — means zero or rounds to zero]

| Characteristics   | Total occupied units | Tenure |        | Housing unit characteristics |              |                   |          | Household characteristics   |                    |                     |
|---|----------------------|--------|--------|------------------------------|--------------|-------------------|----------|-----------------------------|--------------------|---------------------|
|   |                      | Owner  | Renter | New construction 4 years     | Mobile homes | Physical problems |          | Elderly (65 years and over) | Moved in past year | Below poverty level |
|   |                      |        |        |                              |              | Severe            | Moderate |                             |                    |                     |
| <b>RESPONDENT MOVED DURING PAST YEAR</b>                |                      |        |        |                              |              |                   |          |                             |                    |                     |
| 1 Total .....   | 2 700                | 471    | 2 230  | 198                          | 104          | 60                | 282      | 93                          | 2 634              | 801                 |
| <b>Reasons for Leaving Previous Unit<sup>1</sup></b>    |                      |        |        |                              |              |                   |          |                             |                    |                     |
| 2 Private displacement .....                            | 88                   | 4      | 84     | —                            | 1            | 5                 | 10       | —                           | 82                 | 41                  |
| 3 Owner to move into unit .....                         | 46                   | —      | 46     | —                            | —            | 2                 | 5        | —                           | 43                 | 21                  |
| 4 To be converted to condominium or cooperative .....   | 4                    | —      | 4      | —                            | —            | —                 | —        | —                           | 4                  | —                   |
| 5 Closed for repairs .....                              | 5                    | —      | 5      | —                            | —            | —                 | 2        | —                           | 5                  | 2                   |
| 6 Other .....   | 27                   | 4      | 24     | —                            | 1            | 3                 | 3        | —                           | 24                 | 13                  |
| 7 Not reported .....                                    | 6                    | —      | 6      | —                            | —            | —                 | —        | —                           | 6                  | 6                   |
| 8 Government displacement .....                         | 19                   | —      | 19     | —                            | —            | 5                 | 3        | —                           | 19                 | 12                  |
| 9 Government wanted building or land .....              | 7                    | —      | 7      | —                            | —            | —                 | —        | 2                           | 7                  | 2                   |
| 10 Unit unfit for occupancy .....                       | 2                    | —      | 2      | —                            | —            | 2                 | —        | 2                           | 2                  | 2                   |
| 11 Other .....  | 9                    | —      | 9      | —                            | —            | 3                 | 2        | —                           | 9                  | 6                   |
| 12 Not reported .....                                   | —                    | —      | —      | —                            | —            | —                 | —        | —                           | —                  | —                   |
| 13 Disaster loss (fire, flood, etc.) .....              | 36                   | 6      | 30     | —                            | 2            | 4                 | 3        | 5                           | 36                 | 9                   |
| 14 New job or job transfer .....                        | 220                  | 31     | 189    | 25                           | 3            | —                 | 23       | —                           | 214                | 27                  |
| 15 To be closer to work/school/other .....              | 262                  | 32     | 231    | 9                            | 4            | 3                 | 37       | 2                           | 256                | 47                  |
| 16 Other, financial/employment related .....            | 164                  | 15     | 149    | 5                            | —            | 4                 | 17       | 8                           | 160                | 37                  |
| 17 To establish own household .....                     | 537                  | 107    | 431    | 26                           | 17           | 10                | 66       | 5                           | 533                | 153                 |
| 18 Needed larger house or apartment .....               | 436                  | 110    | 326    | 47                           | 19           | 8                 | 41       | 2                           | 432                | 111                 |
| 19 Married .....  | 43                   | 10     | 33     | 2                            | —            | —                 | 3        | 2                           | 34                 | —                   |
| 20 Widowed, divorced or separated .....                 | 36                   | 6      | 30     | 6                            | —            | —                 | —        | 2                           | 36                 | 2                   |
| 21 Other, family/person related .....                   | 263                  | 57     | 207    | 18                           | 17           | —                 | 41       | 13                          | 228                | 97                  |
| 22 Wanted better home .....                             | 402                  | 88     | 314    | 28                           | 10           | 5                 | 24       | 11                          | 387                | 113                 |
| 23 Change from owner to renter .....                    | 30                   | —      | 30     | —                            | —            | 1                 | 6        | —                           | 30                 | 9                   |
| 24 Change from renter to owner .....                    | 94                   | 94     | —      | 26                           | —            | 3                 | 3        | 3                           | 94                 | 14                  |
| 25 Wanted lower rent or maintenance .....               | 191                  | 17     | 174    | —                            | 5            | 4                 | 20       | 21                          | 184                | 71                  |
| 26 Other housing related reasons .....                  | 209                  | 17     | 192    | 3                            | 5            | 4                 | 17       | 5                           | 206                | 74                  |
| 27 Other .....  | 326                  | 55     | 272    | 27                           | 12           | 11                | 39       | 10                          | 324                | 140                 |
| 28 Not reported .....                                   | 120                  | 37     | 84     | 11                           | 4            | 2                 | 6        | 13                          | 120                | 40                  |
| <b>Main Reason for Leaving Previous Unit</b>            |                      |        |        |                              |              |                   |          |                             |                    |                     |
| 29 All reported reasons equal .....                     | 57                   | 8      | 48     | —                            | —            | —                 | 3        | —                           | 55                 | 12                  |
| 30 Private displacement .....                           | 43                   | —      | 43     | —                            | —            | 5                 | 2        | —                           | 43                 | 19                  |
| 31 Government displacement .....                        | 19                   | —      | 19     | —                            | —            | 5                 | 3        | 5                           | 19                 | 12                  |
| 32 Disaster loss (fire, flood, etc.) .....              | 36                   | 6      | 30     | —                            | 2            | 4                 | 3        | 5                           | 36                 | 9                   |
| 33 New job or job transfer .....                        | 181                  | 25     | 157    | 25                           | 3            | —                 | 18       | —                           | 176                | 26                  |
| 34 To be closer to work/school/other .....              | 187                  | 12     | 175    | 9                            | 4            | —                 | 27       | —                           | 184                | 35                  |
| 35 Other, financial/employment related .....            | 106                  | 12     | 94     | 5                            | —            | 1                 | 11       | 4                           | 103                | 13                  |
| 36 To establish own household .....                     | 443                  | 75     | 368    | 21                           | 17           | 10                | 47       | 4                           | 441                | 144                 |
| 37 Needed larger house or apartment .....               | 310                  | 73     | 237    | 38                           | 19           | 8                 | 35       | 2                           | 308                | 77                  |
| 38 Married, widowed, divorced, or separated .....       | 100                  | 18     | 82     | 13                           | —            | 2                 | 7        | 2                           | 90                 | 12                  |
| 39 Other, family/personal related .....                 | 193                  | 43     | 149    | 15                           | 16           | —                 | 33       | 11                          | 165                | 72                  |
| 40 Wanted better home .....                             | 258                  | 40     | 218    | 23                           | 10           | 3                 | 13       | 11                          | 251                | 81                  |
| 41 Change from owner to renter or renter to owner ..... | 90                   | 69     | 21     | 19                           | 5            | 1                 | 6        | 4                           | 90                 | 17                  |
| 42 Wanted lower rent or maintenance .....               | 125                  | 9      | 116    | —                            | 5            | 4                 | 14       | 19                          | 125                | 50                  |
| 43 Other housing related reasons .....                  | 132                  | 9      | 123    | —                            | 5            | 4                 | 10       | 5                           | 129                | 43                  |
| 44 Other .....  | 273                  | 36     | 237    | 19                           | 12           | 11                | 37       | 8                           | 271                | 128                 |
| 45 Not reported .....                                   | 149                  | 37     | 112    | 11                           | 5            | 2                 | 14       | 13                          | 147                | 52                  |
| <b>Choice of Present Neighborhood<sup>1</sup></b>       |                      |        |        |                              |              |                   |          |                             |                    |                     |
| 46 Convenient to job .....                              | 656                  | 84     | 572    | 24                           | 6            | 6                 | 72       | —                           | 649                | 86                  |
| 47 Convenient to friends or relatives .....             | 576                  | 93     | 482    | 35                           | 35           | 22                | 56       | 25                          | 545                | 163                 |
| 48 Convenient to leisure activities .....               | 136                  | 17     | 119    | 4                            | 2            | 6                 | 14       | 2                           | 136                | 22                  |
| 49 Convenient to public transportation .....            | 202                  | 14     | 188    | 1                            | —            | 8                 | 19       | 3                           | 202                | 74                  |
| 50 Good schools .....                                   | 295                  | 41     | 255    | 28                           | 14           | 13                | 34       | —                           | 295                | 114                 |
| 51 Other public services .....                          | 123                  | 12     | 111    | 2                            | 3            | 3                 | 7        | 3                           | 120                | 41                  |
| 52 Looks/design of neighborhood .....                   | 565                  | 144    | 421    | 66                           | 19           | 10                | 23       | 19                          | 562                | 128                 |
| 53 House was most important consideration .....         | 507                  | 136    | 371    | 39                           | 9            | 7                 | 38       | 17                          | 498                | 146                 |
| 54 Other .....  | 481                  | 74     | 407    | 23                           | 16           | 16                | 73       | 18                          | 464                | 194                 |
| 55 Not reported .....                                   | 357                  | 69     | 288    | 29                           | 14           | 6                 | 35       | 20                          | 347                | 108                 |
| <b>Main Reason for Choice of Present Neighborhood</b>   |                      |        |        |                              |              |                   |          |                             |                    |                     |
| 56 All reported reasons equal .....                     | 80                   | 23     | 57     | —                            | —            | —                 | 3        | —                           | 80                 | 16                  |
| 57 Convenient to job .....                              | 456                  | 46     | 410    | 16                           | 6            | 3                 | 46       | —                           | 449                | 58                  |
| 58 Convenient to friends or relatives .....             | 362                  | 60     | 303    | 31                           | 32           | 16                | 38       | 22                          | 332                | 123                 |
| 59 Convenient to leisure activities .....               | 23                   | 3      | 19     | 1                            | —            | —                 | 3        | —                           | 23                 | 5                   |
| 60 Convenient to public transportation .....            | 60                   | 3      | 57     | 1                            | —            | 3                 | 9        | 3                           | 60                 | 27                  |
| 61 Good schools .....                                   | 148                  | 14     | 134    | 16                           | 7            | 7                 | 20       | —                           | 148                | 57                  |
| 62 Other public services .....                          | 36                   | 1      | 35     | —                            | 3            | —                 | 5        | 3                           | 36                 | 13                  |
| 63 Looks/design of neighborhood .....                   | 358                  | 98     | 260    | 53                           | 19           | 5                 | 19       | 14                          | 358                | 82                  |
| 64 House was most important consideration .....         | 389                  | 98     | 291    | 32                           | 7            | 4                 | 31       | 13                          | 381                | 123                 |
| 65 Other .....  | 431                  | 55     | 376    | 20                           | 16           | 16                | 73       | 18                          | 420                | 190                 |
| 66 Not reported .....                                   | 357                  | 69     | 288    | 29                           | 14           | 6                 | 35       | 20                          | 347                | 108                 |
| <b>Neighborhood Search</b>                              |                      |        |        |                              |              |                   |          |                             |                    |                     |
| 67 Looked at just this neighborhood .....               | 1 182                | 192    | 990    | 95                           | 72           | 17                | 123      | 52                          | 1 128              | 343                 |
| 68 Looked at other neighborhood(s) .....                | 1 389                | 240    | 1 150  | 92                           | 28           | 41                | 149      | 26                          | 1 377              | 417                 |
| 69 Not reported .....                                   | 129                  | 39     | 90     | 11                           | 4            | 2                 | 10       | 15                          | 129                | 41                  |
| <b>Choice of Present Home<sup>1</sup></b>               |                      |        |        |                              |              |                   |          |                             |                    |                     |
| 70 Financial reasons .....                              | 949                  | 139    | 809    | 58                           | 46           | 22                | 112      | 34                          | 937                | 300                 |
| 71 Room layout/design .....                             | 697                  | 166    | 531    | 82                           | 21           | 18                | 37       | 20                          | 688                | 149                 |
| 72 Kitchen .....  | 96                   | 30     | 66     | 12                           | 3            | 4                 | 3        | 5                           | 93                 | 19                  |
| 73 Size .....   | 630                  | 163    | 467    | 74                           | 33           | 13                | 74       | 11                          | 620                | 144                 |
| 74 Exterior appearance .....                            | 306                  | 96     | 210    | 34                           | 7            | 4                 | 19       | 9                           | 303                | 59                  |
| 75 Yard/trees/view .....                                | 233                  | 81     | 152    | 27                           | 9            | 6                 | 10       | 1                           | 228                | 55                  |
| 76 Quality of construction .....                        | 180                  | 86     | 94     | 35                           | 12           | 6                 | 5        | 2                           | 177                | 24                  |
| 77 Only one available .....                             | 303                  | 13     | 290    | 2                            | 5            | 15                | 31       | 15                          | 297                | 130                 |
| 78 Other .....  | 331                  | 46     | 285    | 33                           | 7            | 4                 | 26       | 12                          | 303                | 97                  |
| 79 Not reported .....                                   | 293                  | 60     | 233    | 22                           | 11           | 2                 | 28       | 20                          | 285                | 88                  |

# Householder

| Total occupied units | In MSAs        |            | Outside MSAs | Urban        |              | Rural      |            |              | Regions    |            |              |            |          |    |  |
|----------------------|----------------|------------|--------------|--------------|--------------|------------|------------|--------------|------------|------------|--------------|------------|----------|----|--|
|                      | Central cities | Suburbs    |              | Total        | Outside MSAs | Total      | Suburbs    | Outside MSAs | Northeast  | Midwest    | South        | West       |          |    |  |
| <b>2 700</b>         | <b>1 470</b>   | <b>943</b> | <b>288</b>   | <b>2 444</b> | <b>171</b>   | <b>256</b> | <b>134</b> | <b>117</b>   | <b>354</b> | <b>570</b> | <b>1 506</b> | <b>270</b> | <b>1</b> |    |  |
| 88                   | 55             | 27         | 6            | 77           | 1            | 11         | 5          | 6            | 23         | 20         | 41           | 4          | 2        | 2  |  |
| 46                   | 22             | 21         | 3            | 40           | -            | 5          | 3          | 3            | 16         | 8          | 19           | 2          | 3        | 4  |  |
| 4                    | 4              | -          | -            | 4            | -            | -          | -          | -            | -          | -          | 4            | -          | -        | -  |  |
| 5                    | 5              | -          | -            | 5            | -            | -          | -          | -            | -          | -          | 4            | -          | 1        | 5  |  |
| 27                   | 18             | 6          | 3            | 22           | 1            | 5          | 2          | 3            | 7          | 9          | 11           | -          | 6        | 6  |  |
| 6                    | 6              | -          | -            | 6            | -            | -          | -          | -            | -          | 3          | 3            | -          | 7        | 7  |  |
| 19                   | 14             | 4          | -            | 19           | -            | -          | -          | -            | -          | 5          | 10           | -          | 8        | 8  |  |
| 7                    | 2              | -          | -            | 2            | -            | -          | -          | -            | 1          | 3          | 2            | -          | 9        | 9  |  |
| 9                    | 5              | 4          | -            | 9            | -            | -          | -          | -            | 4          | -          | 5            | -          | 10       | 11 |  |
| -                    | -              | -          | -            | -            | -            | -          | -          | -            | -          | -          | -            | -          | -        | 12 |  |
| 36                   | 27             | 3          | 6            | 33           | 4            | 2          | -          | 2            | 13         | 10         | 10           | -          | 13       | 13 |  |
| 220                  | 125            | 80         | 15           | 201          | 10           | 19         | 13         | 6            | 18         | 32         | 139          | 30         | 14       | 14 |  |
| 262                  | 134            | 109        | 20           | 240          | 8            | 22         | 10         | 12           | 21         | 38         | 177          | 27         | 15       | 15 |  |
| 164                  | 104            | 55         | 5            | 158          | 5            | 6          | 6          | -            | 15         | 29         | 82           | 38         | 16       | 16 |  |
| 537                  | 309            | 170        | 58           | 476          | 38           | 61         | 38         | 20           | 59         | 128        | 310          | 40         | 17       | 17 |  |
| 436                  | 247            | 159        | 30           | 393          | 19           | 43         | 30         | 11           | 68         | 91         | 229          | 47         | 18       | 18 |  |
| 43                   | 24             | 16         | 2            | 35           | -            | 8          | 6          | 2            | 5          | 12         | 22           | 3          | 19       | 19 |  |
| 36                   | 19             | 15         | 2            | 36           | 2            | -          | -          | -            | 8          | -          | 25           | -          | 20       | 20 |  |
| 263                  | 141            | 86         | 36           | 235          | 20           | 28         | 9          | 17           | 40         | 50         | 138          | 35         | 21       | 21 |  |
| 402                  | 207            | 153        | 41           | 360          | 25           | 42         | 25         | 16           | 50         | 100        | 218          | 33         | 22       | 22 |  |
| 30                   | 15             | 9          | 6            | 28           | 4            | 1          | -          | 1            | 7          | 7          | 21           | 1          | 23       | 23 |  |
| 94                   | 45             | 39         | 10           | 79           | -            | 5          | -          | 5            | 21         | 14         | 52           | 7          | 24       | 24 |  |
| 191                  | 106            | 70         | 15           | 182          | 15           | 9          | 9          | 10           | 36         | 42         | 87           | 27         | 25       | 25 |  |
| 209                  | 122            | 70         | 17           | 201          | 15           | 8          | 6          | 2            | 36         | 58         | 97           | 18         | 26       | 26 |  |
| 326                  | 166            | 116        | 44           | 297          | 30           | 30         | 15         | 14           | 49         | 83         | 164          | 31         | 27       | 27 |  |
| 120                  | 61             | 44         | 15           | 99           | 4            | 21         | 10         | 12           | 20         | 19         | 70           | 11         | 28       | 28 |  |
| 57                   | 24             | 28         | 4            | 44           | 4            | 12         | 12         | -            | 8          | 3          | 33           | 12         | 29       | 29 |  |
| 43                   | 29             | 11         | 3            | 38           | -            | 5          | 3          | 3            | 11         | 11         | 20           | -          | 30       | 30 |  |
| 19                   | 14             | 4          | -            | 19           | -            | -          | -          | -            | 5          | 3          | 10           | -          | 31       | 31 |  |
| 36                   | 27             | 3          | 6            | 33           | 4            | 2          | -          | 2            | 13         | 10         | 10           | 2          | 32       | 32 |  |
| 181                  | 98             | 68         | 15           | 163          | 10           | 19         | 13         | 6            | 18         | 32         | 108          | 23         | 33       | 33 |  |
| 187                  | 93             | 74         | 20           | 168          | 8            | 19         | 6          | 12           | 11         | 27         | 130          | 20         | 34       | 34 |  |
| 106                  | 64             | 40         | 2            | 106          | 2            | -          | -          | -            | 14         | 19         | 53           | 21         | 35       | 35 |  |
| 443                  | 254            | 135        | 54           | 394          | 36           | 49         | 28         | 18           | 46         | 113        | 250          | 33         | 36       | 36 |  |
| 310                  | 177            | 107        | 26           | 280          | 16           | 30         | 17         | 11           | 41         | 69         | 177          | 22         | 37       | 37 |  |
| 100                  | 58             | 34         | 7            | 93           | 3            | 7          | 3          | 4            | 7          | 19         | 70           | 4          | 38       | 38 |  |
| 193                  | 105            | 60         | 28           | 174          | 19           | 18         | 9          | 9            | 30         | 32         | 107          | 23         | 39       | 39 |  |
| 258                  | 135            | 92         | 31           | 231          | 18           | 27         | 14         | 12           | 25         | 67         | 143          | 23         | 40       | 40 |  |
| 90                   | 39             | 38         | 13           | 82           | 5            | 9          | -          | 9            | 13         | 15         | 55           | 8          | 41       | 41 |  |
| 125                  | 59             | 56         | 10           | 119          | 10           | 6          | 6          | -            | 22         | 22         | 58           | 23         | 42       | 42 |  |
| 132                  | 78             | 43         | 11           | 130          | 9            | 2          | -          | 2            | 24         | 38         | 53           | 16         | 43       | 43 |  |
| 273                  | 142            | 92         | 40           | 246          | 25           | 27         | 13         | 14           | 41         | 67         | 140          | 25         | 44       | 44 |  |
| 149                  | 75             | 56         | 19           | 125          | 4            | 24         | 10         | 14           | 26         | 23         | 88           | 13         | 45       | 45 |  |
| 656                  | 375            | 231        | 50           | 609          | 33           | 47         | 29         | 18           | 58         | 103        | 430          | 65         | 46       | 46 |  |
| 576                  | 328            | 164        | 83           | 514          | 38           | 61         | 15         | 45           | 74         | 116        | 331          | 54         | 47       | 47 |  |
| 136                  | 83             | 46         | 7            | 128          | 3            | 8          | 3          | 4            | 23         | 6          | 88           | 20         | 48       | 48 |  |
| 202                  | 159            | 44         | -            | 200          | -            | 3          | -          | -            | 40         | 42         | 93           | 27         | 49       | 49 |  |
| 295                  | 139            | 129        | 28           | 257          | 11           | 39         | 22         | 16           | 29         | 71         | 162          | 34         | 50       | 50 |  |
| 123                  | 94             | 27         | 3            | 123          | 3            | -          | -          | -            | 16         | 17         | 68           | 22         | 51       | 51 |  |
| 565                  | 276            | 247        | 42           | 505          | 27           | 60         | 41         | 16           | 79         | 119        | 318          | 49         | 52       | 52 |  |
| 507                  | 281            | 179        | 46           | 458          | 27           | 48         | 26         | 19           | 75         | 113        | 240          | 78         | 53       | 53 |  |
| 481                  | 281            | 148        | 51           | 454          | 39           | 27         | 15         | 12           | 55         | 113        | 265          | 49         | 54       | 54 |  |
| 357                  | 180            | 144        | 33           | 316          | 16           | 41         | 25         | 16           | 62         | 83         | 180          | 32         | 55       | 55 |  |
| 80                   | 39             | 41         | -            | 67           | -            | 13         | 13         | -            | 13         | 14         | 38           | 15         | 56       | 56 |  |
| 456                  | 255            | 161        | 40           | 420          | 28           | 36         | 23         | 13           | 34         | 62         | 316          | 43         | 57       | 57 |  |
| 362                  | 198            | 92         | 72           | 316          | 36           | 47         | 9          | 36           | 53         | 67         | 217          | 26         | 58       | 58 |  |
| 23                   | 17             | 3          | 3            | 23           | 3            | -          | -          | -            | 6          | -          | 12           | 5          | 59       | 59 |  |
| 60                   | 49             | 11         | -            | 60           | -            | -          | -          | -            | 10         | 12         | 31           | 8          | 60       | 60 |  |
| 148                  | 65             | 61         | 23           | 129          | 8            | 20         | 5          | 15           | 11         | 38         | 86           | 14         | 61       | 61 |  |
| 36                   | 26             | 8          | 3            | 36           | 3            | -          | -          | -            | 4          | 8          | 20           | 4          | 62       | 62 |  |
| 358                  | 165            | 157        | 35           | 310          | 20           | 48         | 32         | 16           | 50         | 90         | 190          | 27         | 63       | 63 |  |
| 389                  | 225            | 133        | 31           | 362          | 22           | 28         | 15         | 9            | 64         | 90         | 175          | 59         | 64       | 64 |  |
| 431                  | 251            | 131        | 49           | 406          | 36           | 24         | 12         | 12           | 48         | 106        | 241          | 36         | 65       | 65 |  |
| 357                  | 180            | 144        | 33           | 316          | 16           | 41         | 25         | 16           | 62         | 83         | 180          | 32         | 66       | 66 |  |
| 1 182                | 628            | 390        | 164          | 1 036        | 87           | 146        | 64         | 78           | 162        | 231        | 682          | 106        | 67       | 67 |  |
| 1 389                | 771            | 509        | 110          | 1 301        | 82           | 89         | 61         | 27           | 169        | 322        | 746          | 152        | 68       | 68 |  |
| 129                  | 71             | 44         | 14           | 108          | 3            | 21         | 10         | 12           | 24         | 17         | 78           | 11         | 69       | 69 |  |
| 949                  | 560            | 285        | 103          | 861          | 54           | 88         | 39         | 49           | 94         | 191        | 566          | 98         | 70       | 70 |  |
| 697                  | 353            | 283        | 61           | 612          | 33           | 85         | 53         | 28           | 83         | 149        | 402          | 63         | 71       | 71 |  |
| 96                   | 44             | 44         | 8            | 88           | 3            | 8          | 3          | 5            | 23         | 19         | 42           | 12         | 72       | 72 |  |
| 630                  | 322            | 246        | 61           | 555          | 40           | 74         | 50         | 21           | 80         | 124        | 351          | 74         | 73       | 73 |  |
| 306                  | 146            | 136        | 24           | 282          | 16           | 24         | 13         | 8            | 55         | 72         | 135          | 44         | 74       | 74 |  |
| 233                  | 111            | 104        | 19           | 204          | 10           | 29         | 20         | 9            | 40         | 46         | 115          | 31         | 75       | 75 |  |
| 180                  | 76             | 98         | 6            | 152          | 4            | 28         | 26         | 2            | 41         | 33         | 81           | 24         | 76       | 76 |  |
| 303                  | 171            | 106        | 26           | 293          | 20           | 11         | 3          | 6            | 40         | 80         | 158          | 25         | 77       | 77 |  |
| 331                  | 185            | 95         | 51           | 306          | 34           | 25         | 9          | 17           | 42         | 81         | 166          | 42         | 78       | 78 |  |
| 293                  | 156            | 107        | 30           | 256          | 17           | 37         | 24         | 13           | 56         | 56         | 156          | 26         | 79       | 79 |  |



**Table 5-11. Reasons for Move and Choice of Current Residence—Occupied Units With Black**

[Numbers in thousands. Consistent with the 1990 Census. ... means not applicable or sample too small. – means zero or rounds to zero]

| Characteristics   | Total occupied units             | Tenure |        | Housing unit characteristics |              |                   |          | Household characteristics   |                    |                     |     |
|---|----------------------------------|--------|--------|------------------------------|--------------|-------------------|----------|-----------------------------|--------------------|---------------------|-----|
|   |                                  | Owner  | Renter | New construction 4 years     | Mobile homes | Physical problems |          | Elderly (65 years and over) | Moved in past year | Below poverty level |     |
|   |                                  |        |        |                              |              | Severe            | Moderate |                             |                    |                     |     |
| <b>RESPONDENT MOVED DURING PAST YEAR—Con.</b>           |                                  |        |        |                              |              |                   |          |                             |                    |                     |     |
| <b>Main Reason for Choice of Present Home</b>           |                                  |        |        |                              |              |                   |          |                             |                    |                     |     |
| 1   | All reported reasons equal ..... | 117    | 30     | 87                           | 9            | —                 | 2        | 15                          | 2                  | 117                 | 23  |
| 2   | Financial reasons .....          | 793    | 107    | 685                          | 29           | 38                | 16       | 98                          | 30                 | 781                 | 275 |
| 3   | Room layout/design .....         | 393    | 87     | 305                          | 51           | 11                | 14       | 18                          | 9                  | 390                 | 88  |
| 4   | Kitchen .....                    | 3      | —      | 3                            | —            | —                 | —        | —                           | —                  | 3                   | 3   |
| 5   | Size .....                       | 368    | 79     | 289                          | 32           | 18                | 7        | 58                          | 2                  | 361                 | 93  |
| 6   | Exterior appearance .....        | 96     | 15     | 81                           | 9            | 7                 | —        | 10                          | 7                  | 96                  | 32  |
| 7   | Yard/trees/view .....            | 57     | 21     | 36                           | 5            | 2                 | —        | 2                           | 1                  | 57                  | 12  |
| 8   | Quality of construction .....    | 72     | 39     | 33                           | 23           | 12                | 6        | 3                           | —                  | 69                  | 16  |
| 9   | Only one available .....         | 251    | 5      | 246                          | —            | 5                 | 12       | 28                          | 15                 | 244                 | 101 |
| 10  | Other .....                      | 258    | 26     | 232                          | 16           | —                 | —        | 22                          | 7                  | 230                 | 70  |
| 11  | Not reported .....               | 293    | 60     | 233                          | 22           | 11                | 2        | 28                          | 20                 | 285                 | 88  |
| <b>Home Search</b>                                      |                                  |        |        |                              |              |                   |          |                             |                    |                     |     |
| 12  | Now in house .....               | 1 104  | 362    | 742                          | 85           | ...               | 27       | 97                          | 38                 | 1 069               | 299 |
| 13  | Did not look at apartments ..... | 771    | 294    | 477                          | 70           | ...               | 21       | 45                          | 32                 | 743                 | 204 |
| 14  | Looked at apartments too .....   | 273    | 44     | 228                          | 8            | ...               | 6        | 47                          | 4                  | 266                 | 78  |
| 15  | Search not reported .....        | 60     | 24     | 37                           | 7            | ...               | —        | 6                           | 3                  | 60                  | 18  |
| 16  | Now in mobile home .....         | 104    | 60     | 45                           | 62           | 104               | —        | 11                          | 3                  | 104                 | 33  |
| 17  | Did not look at apartments ..... | 71     | 50     | 21                           | 47           | 71                | —        | 7                           | 3                  | 71                  | 21  |
| 18  | Looked at apartments too .....   | 28     | 5      | 23                           | 11           | 28                | —        | 3                           | —                  | 28                  | 11  |
| 19  | Search not reported .....        | 4      | 4      | —                            | 4            | 4                 | —        | —                           | —                  | 4                   | —   |
| 20  | Now in apartment .....           | 1 492  | 49     | 1 443                        | 51           | ...               | 33       | 175                         | 51                 | 1 461               | 469 |
| 21  | Did not look at houses .....     | 1 045  | 26     | 1 019                        | 42           | ...               | 16       | 117                         | 32                 | 1 013               | 313 |
| 22  | Looked at houses too .....       | 377    | 17     | 361                          | 9            | ...               | 14       | 48                          | 7                  | 377                 | 128 |
| 23  | Search not reported .....        | 70     | 7      | 64                           | —            | ...               | 4        | 10                          | 12                 | 70                  | 28  |
| <b>Recent Mover Comparison to Previous Home</b>         |                                  |        |        |                              |              |                   |          |                             |                    |                     |     |
| 24  | Better home .....                | 1 394  | 332    | 1 061                        | 141          | 66                | 26       | 132                         | 53                 | 1 355               | 425 |
| 25  | Worse home .....                 | 426    | 31     | 396                          | 8            | 12                | 13       | 84                          | 8                  | 417                 | 106 |
| 26  | About the same .....             | 746    | 71     | 674                          | 38           | 22                | 19       | 52                          | 17                 | 727                 | 226 |
| 27  | Not reported .....               | 135    | 36     | 99                           | 11           | 4                 | 2        | 14                          | 15                 | 135                 | 44  |
| <b>Recent Mover Comparison to Previous Neighborhood</b> |                                  |        |        |                              |              |                   |          |                             |                    |                     |     |
| 28  | Better neighborhood .....        | 1 079  | 249    | 831                          | 122          | 62                | 16       | 110                         | 29                 | 1 046               | 311 |
| 29  | Worse neighborhood .....         | 393    | 31     | 362                          | 9            | 20                | 15       | 58                          | 9                  | 384                 | 150 |
| 30  | About the same .....             | 976    | 134    | 842                          | 49           | 12                | 22       | 91                          | 36                 | 951                 | 273 |
| 31  | Same neighborhood .....          | 111    | 15     | 96                           | 7            | 6                 | 5        | 9                           | 3                  | 111                 | 21  |
| 32  | Not reported .....               | 141    | 42     | 100                          | 11           | 4                 | 2        | 14                          | 15                 | 141                 | 45  |

<sup>1</sup>Figures may not add to total because more than one category may apply to a unit.

# Householder—Con.

| Total occupied units | In MSAs        |         | Outside MSAs | Urban |              | Rural |         |              | Regions   |         |       |      |    |
|----------------------|----------------|---------|--------------|-------|--------------|-------|---------|--------------|-----------|---------|-------|------|----|
|                      | Central cities | Suburbs |              | Total | Outside MSAs | Total | Suburbs | Outside MSAs | Northeast | Midwest | South | West |    |
| 117                  | 59             | 57      | 2            | 94    | 2            | 23    | 23      | —            | 24        | 12      | 65    | 16   | 1  |
| 793                  | 479            | 224     | 91           | 725   | 52           | 67    | 29      | 39           | 72        | 163     | 472   | 85   | 2  |
| 393                  | 199            | 152     | 42           | 355   | 19           | 38    | 15      | 23           | 42        | 88      | 236   | 26   | 3  |
| 3                    | 3              | —       | —            | 3     | —            | —     | —       | —            | 3         | —       | —     | —    | 4  |
| 368                  | 187            | 137     | 44           | 336   | 28           | 32    | 16      | 16           | 51        | 88      | 195   | 34   | 5  |
| 96                   | 49             | 33      | 15           | 84    | 7            | 12    | 1       | 8            | 11        | 24      | 48    | 13   | 6  |
| 57                   | 27             | 25      | 5            | 52    | 3            | 5     | 2       | 2            | 3         | 8       | 30    | 15   | 7  |
| 72                   | 28             | 44      | —            | 54    | —            | 18    | 18      | —            | 21        | 7       | 41    | 3    | 8  |
| 251                  | 132            | 93      | 26           | 240   | 20           | 11    | 3       | 6            | 37        | 58      | 136   | 21   | 9  |
| 258                  | 152            | 72      | 34           | 245   | 25           | 13    | 4       | 10           | 34        | 67      | 128   | 29   | 10 |
| 293                  | 156            | 107     | 30           | 256   | 17           | 37    | 24      | 13           | 56        | 56      | 156   | 26   | 11 |
| 1 104                | 545            | 437     | 122          | 986   | 76           | 118   | 72      | 46           | 116       | 228     | 635   | 124  | 12 |
| 771                  | 364            | 319     | 88           | 686   | 60           | 84    | 57      | 28           | 90        | 157     | 462   | 62   | 13 |
| 273                  | 160            | 86      | 27           | 253   | 16           | 19    | 8       | 11           | 26        | 55      | 136   | 55   | 14 |
| 60                   | 21             | 32      | 7            | 46    | —            | 15    | 7       | 7            | —         | 15      | 38    | 7    | 15 |
| 104                  | 6              | 36      | 63           | 21    | 6            | 83    | 27      | 56           | 2         | 10      | 92    | —    | 16 |
| 71                   | 2              | 25      | 44           | 11    | 5            | 60    | 22      | 39           | —         | 10      | 61    | —    | 17 |
| 28                   | 3              | 11      | 14           | 10    | 1            | 19    | 5       | 13           | 2         | —       | 26    | —    | 18 |
| 4                    | —              | —       | 4            | —     | —            | 4     | —       | 4            | —         | —       | 4     | —    | 19 |
| 1 492                | 919            | 469     | 104          | 1 438 | 89           | 55    | 35      | 15           | 236       | 332     | 779   | 145  | 20 |
| 1 045                | 667            | 322     | 55           | 1 006 | 48           | 39    | 26      | 8            | 162       | 208     | 575   | 101  | 21 |
| 377                  | 195            | 134     | 49           | 364   | 42           | 13    | 6       | 7            | 49        | 114     | 174   | 41   | 22 |
| 70                   | 57             | 13      | —            | 68    | —            | 2     | 2       | —            | 25        | 11      | 30    | 4    | 23 |
| 1 394                | 723            | 505     | 166          | 1 251 | 108          | 143   | 83      | 57           | 189       | 314     | 763   | 127  | 24 |
| 426                  | 261            | 130     | 36           | 405   | 25           | 22    | 12      | 10           | 57        | 89      | 212   | 68   | 25 |
| 746                  | 415            | 259     | 72           | 672   | 34           | 73    | 33      | 38           | 83        | 144     | 452   | 67   | 26 |
| 135                  | 71             | 49      | 15           | 117   | 4            | 18    | 7       | 12           | 25        | 23      | 79    | 8    | 27 |
| 1 079                | 544            | 402     | 133          | 953   | 79           | 127   | 72      | 54           | 122       | 232     | 625   | 100  | 28 |
| 393                  | 250            | 103     | 39           | 368   | 23           | 25    | 9       | 16           | 49        | 98      | 201   | 45   | 29 |
| 976                  | 547            | 340     | 89           | 899   | 63           | 77    | 46      | 26           | 142       | 178     | 546   | 110  | 30 |
| 111                  | 54             | 45      | 12           | 102   | 3            | 9     | —       | 9            | 16        | 40      | 52    | 4    | 31 |
| 141                  | 75             | 52      | 15           | 123   | 4            | 18    | 7       | 12           | 25        | 23      | 82    | 11   | 32 |

**Table 5-12. Income Characteristics—Occupied Units With Black Householder**

[Numbers in thousands. Consistent with the 1990 Census. ... means not applicable or sample too small. – means zero or rounds to zero]

|           | Characteristics   | Total occupied units | Tenure        |               | Housing unit characteristics |               |                   |               | Household characteristics   |                    |                     |
|-----------|---|----------------------|---------------|---------------|------------------------------|---------------|-------------------|---------------|-----------------------------|--------------------|---------------------|
|           |   |                      | Owner         | Renter        | New construction 4 years     | Mobile homes  | Physical problems |               | Elderly (65 years and over) | Moved in past year | Below poverty level |
|           |   |                      |               |               |                              |               | Severe            | Moderate      |                             |                    |                     |
| <b>1</b>  | <b>Total .....</b>  | <b>12 936</b>        | <b>6 013</b>  | <b>6 923</b>  | <b>625</b>                   | <b>586</b>    | <b>446</b>        | <b>1 241</b>  | <b>2 001</b>                | <b>2 643</b>       | <b>3 399</b>        |
|           | <b>Household Income</b>   |                      |               |               |                              |               |                   |               |                             |                    |                     |
| 2         | Less than \$5,000 .....   | 1 343                | 374           | 969           | 34                           | 81            | 68                | 184           | 217                         | 308                | 1 343               |
| 3         | \$5,000 to \$9,999 .....  | 1 503                | 466           | 1 038         | 42                           | 92            | 78                | 247           | 566                         | 323                | 1 337               |
| 4         | \$10,000 to \$14,999 .....  | 1 347                | 452           | 894           | 58                           | 67            | 84                | 190           | 333                         | 330                | 481                 |
| 5         | \$15,000 to \$19,999 .....  | 1 103                | 386           | 717           | 59                           | 84            | 53                | 110           | 197                         | 245                | 169                 |
| 6         | \$20,000 to \$24,999 .....  | 1 147                | 446           | 702           | 50                           | 38            | 14                | 126           | 172                         | 273                | 50                  |
| 7         | \$25,000 to \$29,999 .....  | 969                  | 411           | 558           | 38                           | 41            | 21                | 94            | 115                         | 241                | 18                  |
| 8         | \$30,000 to \$34,999 .....  | 1 028                | 478           | 550           | 48                           | 52            | 26                | 74            | 87                          | 200                | –                   |
| 9         | \$35,000 to \$39,999 .....  | 749                  | 408           | 341           | 49                           | 43            | 24                | 44            | 73                          | 135                | –                   |
| 10        | \$40,000 to \$49,999 .....  | 941                  | 515           | 426           | 40                           | 15            | 17                | 88            | 66                          | 154                | –                   |
| 11        | \$50,000 to \$59,999 .....  | 746                  | 495           | 251           | 34                           | 30            | 17                | 27            | 50                          | 129                | –                   |
| 12        | \$60,000 to \$79,999 .....  | 1 021                | 705           | 316           | 64                           | 23            | 20                | 35            | 63                          | 186                | –                   |
| 13        | \$80,000 to \$99,999 .....  | 460                  | 377           | 84            | 48                           | 10            | 16                | 14            | 27                          | 58                 | –                   |
| 14        | \$100,000 to \$119,999 .....  | 223                  | 184           | 39            | 16                           | 11            | 1                 | 3             | 15                          | 24                 | –                   |
| 15        | \$120,000 or more .....   | 357                  | 318           | 39            | 46                           | –             | 7                 | 5             | 21                          | 36                 | –                   |
| <b>16</b> | <b>Median .....</b>   | <b>25 132</b>        | <b>34 940</b> | <b>18 910</b> | <b>33 334</b>                | <b>18 143</b> | <b>14 582</b>     | <b>14 998</b> | <b>13 272</b>               | <b>22 108</b>      | <b>6 334</b>        |
|           | As percent of poverty level:  |                      |               |               |                              |               |                   |               |                             |                    |                     |
| 17        | Less than 50 percent .....  | 1 637                | 424           | 1 213         | 54                           | 115           | 76                | 244           | 221                         | 406                | 1 637               |
| 18        | 50 to 99 .....  | 1 762                | 584           | 1 178         | 76                           | 120           | 106               | 272           | 499                         | 386                | 1 762               |
| 19        | 100 to 149 .....  | 1 609                | 640           | 969           | 70                           | 82            | 85                | 184           | 393                         | 353                | ...                 |
| 20        | 150 to 199 .....  | 1 364                | 572           | 792           | 47                           | 61            | 35                | 146           | 240                         | 319                | ...                 |
| 21        | 200 percent or more .....   | 6 565                | 3 794         | 2 771         | 377                          | 209           | 143               | 395           | 648                         | 1 179              | ...                 |
|           | <b>Income of Families and Primary Individuals</b>                     |                      |               |               |                              |               |                   |               |                             |                    |                     |
| 22        | Less than \$5,000 .....   | 1 438                | 391           | 1 047         | 34                           | 86            | 76                | 189           | 226                         | 339                | 1 381               |
| 23        | \$5,000 to \$9,999 .....  | 1 548                | 473           | 1 075         | 47                           | 92            | 81                | 255           | 568                         | 332                | 1 330               |
| 24        | \$10,000 to \$14,999 .....  | 1 379                | 456           | 923           | 58                           | 65            | 81                | 199           | 337                         | 352                | 473                 |
| 25        | \$15,000 to \$19,999 .....  | 1 106                | 400           | 705           | 61                           | 84            | 50                | 117           | 191                         | 258                | 152                 |
| 26        | \$20,000 to \$24,999 .....  | 1 214                | 465           | 748           | 55                           | 60            | 19                | 130           | 167                         | 307                | 44                  |
| 27        | \$25,000 to \$29,999 .....  | 994                  | 425           | 569           | 38                           | 44            | 20                | 85            | 115                         | 240                | 18                  |
| 28        | \$30,000 to \$34,999 .....  | 1 010                | 470           | 540           | 35                           | 33            | 24                | 73            | 88                          | 181                | –                   |
| 29        | \$35,000 to \$39,999 .....  | 721                  | 397           | 324           | 49                           | 40            | 23                | 48            | 72                          | 122                | –                   |
| 30        | \$40,000 to \$49,999 .....  | 873                  | 502           | 371           | 40                           | 9             | 17                | 71            | 68                          | 141                | –                   |
| 31        | \$50,000 to \$59,999 .....  | 687                  | 484           | 203           | 37                           | 30            | 12                | 22            | 47                          | 108                | –                   |
| 32        | \$60,000 to \$79,999 .....  | 965                  | 690           | 275           | 64                           | 23            | 20                | 34            | 63                          | 162                | –                   |
| 33        | \$80,000 to \$99,999 .....  | 447                  | 367           | 80            | 48                           | 10            | 16                | 14            | 26                          | 56                 | –                   |
| 34        | \$100,000 to \$119,999 .....  | 205                  | 180           | 26            | 13                           | 11            | 1                 | 1             | 14                          | 12                 | –                   |
| 35        | \$120,000 or more .....   | 350                  | 314           | 36            | 46                           | –             | 7                 | 5             | 21                          | 33                 | –                   |
| <b>36</b> | <b>Median .....</b>   | <b>24 111</b>        | <b>34 221</b> | <b>17 954</b> | <b>32 716</b>                | <b>17 957</b> | <b>14 076</b>     | <b>14 439</b> | <b>13 069</b>               | <b>20 670</b>      | <b>6 198</b>        |
|           | <b>Income Sources of Families and Primary Individuals<sup>1</sup></b> |                      |               |               |                              |               |                   |               |                             |                    |                     |
| 37        | Wages and salaries .....  | 10 056               | 4 713         | 5 344         | 543                          | 440           | 323               | 857           | 693                         | 2 221              | 1 529               |
| 38        | Wages and salaries were majority of income ..                         | 9 299                | 4 336         | 4 963         | 512                          | 410           | 296               | 781           | 448                         | 2 082              | 1 262               |
| 39        | 2 or more people each earned over 20% of wages and salaries .....     | 2 808                | 1 893         | 914           | 207                          | 151           | 61                | 166           | 112                         | 441                | 143                 |
| 40        | Business, farm, or ranch .....  | 485                  | 342           | 143           | 44                           | 23            | 7                 | 30            | 33                          | 47                 | 37                  |
| 41        | Social Security or pensions .....                                     | 2 936                | 1 880         | 1 055         | 74                           | 110           | 122               | 310           | 1 782                       | 258                | 1 014               |
| 42        | Interest .....  | 1 636                | 1 150         | 486           | 98                           | 9             | 21                | 94            | 336                         | 225                | 149                 |
| 43        | Stock dividend(s) .....   | 745                  | 570           | 175           | 47                           | –             | 25                | 28            | 110                         | 103                | 45                  |
| 44        | Rental income with lodger(s) .....                                    | 430                  | 383           | 46            | 31                           | 15            | 10                | 18            | 100                         | 43                 | 46                  |
| 45        | Welfare or SSI .....  | 1 561                | 377           | 1 184         | 48                           | 65            | 96                | 206           | 290                         | 370                | 985                 |
| 46        | Alimony or child support .....  | 688                  | 257           | 431           | 55                           | 33            | 27                | 74            | 24                          | 190                | 259                 |
| 47        | Other .....   | 1 030                | 523           | 506           | 31                           | 26            | 36                | 94            | 172                         | 157                | 278                 |
|           | <b>Amount of Savings and Investments</b>                              |                      |               |               |                              |               |                   |               |                             |                    |                     |
| 48        | Income of \$25,000 or less .....                                      | 6 900                | 2 269         | 4 631         | 265                          | 401           | 312               | 906           | 1 511                       | 1 646              | 3 392               |
| 49        | No savings or investments .....                                       | 5 320                | 1 575         | 3 745         | 207                          | 346           | 271               | 757           | 1 089                       | 1 314              | 2 719               |
| 50        | \$25,000 or less .....  | 850                  | 350           | 500           | 27                           | 28            | 20                | 78            | 269                         | 217                | 303                 |
| 51        | More than \$25,000 .....  | 79                   | 66            | 13            | 1                            | –             | 1                 | 8             | 46                          | –                  | 36                  |
| 52        | Not reported .....  | 651                  | 279           | 372           | 29                           | 27            | 20                | 62            | 107                         | 116                | 334                 |
|           | <b>Food Stamps</b>  |                      |               |               |                              |               |                   |               |                             |                    |                     |
| 53        | Income of \$25,000 or less .....                                      | 6 900                | 2 269         | 4 631         | 265                          | 401           | 312               | 906           | 1 511                       | 1 646              | 3 392               |
| 54        | Family members received food stamps .....                             | 1 727                | 281           | 1 446         | 61                           | 104           | 123               | 259           | 254                         | 463                | 1 323               |
| 55        | Did not receive food stamps .....                                     | 4 650                | 1 806         | 2 844         | 177                          | 271           | 170               | 594           | 1 196                       | 1 074              | 1 771               |
| 56        | Not reported .....  | 523                  | 182           | 340           | 27                           | 27            | 20                | 53            | 62                          | 109                | 297                 |
|           | <b>Rent Reductions</b>  |                      |               |               |                              |               |                   |               |                             |                    |                     |
| 57        | No subsidy .....  | 4 761                | ...           | 4 761         | 91                           | 87            | 222               | 597           | 383                         | 1 560              | 1 256               |
| 58        | Rent control .....  | 155                  | ...           | 155           | –                            | –             | 5                 | 16            | 41                          | 22                 | 27                  |
| 59        | No rent control .....   | 4 603                | ...           | 4 603         | 91                           | 87            | 217               | 581           | 342                         | 1 538              | 1 227               |
| 60        | Reduced by owner .....  | 176                  | ...           | 176           | 2                            | 9             | 5                 | 32            | 24                          | 32                 | 66                  |
| 61        | Not reduced by owner .....  | 4 413                | ...           | 4 413         | 89                           | 76            | 212               | 547           | 317                         | 1 500              | 1 149               |
| 62        | Owner reduction not reported .....                                    | 14                   | ...           | 14            | –                            | 2             | 1                 | 2             | –                           | 5                  | 12                  |
| 63        | Rent control not reported .....                                       | 3                    | ...           | 3             | –                            | –             | –                 | –             | –                           | –                  | 3                   |
| 64        | Owned by public housing authority .....                               | 762                  | ...           | 762           | –                            | 3             | 36                | 81            | 135                         | 168                | 499                 |
| 65        | Government subsidy .....  | 651                  | ...           | 651           | 9                            | 4             | 49                | 40            | 88                          | 192                | 377                 |
| 66        | Other, income verification .....                                      | 523                  | ...           | 523           | 18                           | –             | 24                | 46            | 29                          | 207                | 169                 |
| 67        | Subsidy not reported .....  | 227                  | ...           | 227           | 7                            | –             | 10                | 39            | 12                          | 70                 | 90                  |

<sup>1</sup>Figures may not add to total because more than one category may apply to a unit.

| Total occupied units | In MSAs        |               | Outside MSAs  | Urban         |               | Rural         |               |               | Regions       |               |               |               |           |
|----------------------|----------------|---------------|---------------|---------------|---------------|---------------|---------------|---------------|---------------|---------------|---------------|---------------|-----------|
|                      | Central cities | Suburbs       |               | Total         | Outside MSAs  | Total         | Suburbs       | Outside MSAs  | Northeast     | Midwest       | South         | West          |           |
| <b>12 936</b>        | <b>7 117</b>   | <b>4 020</b>  | <b>1 799</b>  | <b>11 212</b> | <b>831</b>    | <b>1 724</b>  | <b>729</b>    | <b>968</b>    | <b>2 334</b>  | <b>2 453</b>  | <b>6 927</b>  | <b>1 222</b>  | <b>1</b>  |
| 1 343                | 801            | 321           | 221           | 1 188         | 124           | 154           | 57            | 98            | 217           | 286           | 752           | 88            | 2         |
| 1 503                | 860            | 316           | 327           | 1 278         | 166           | 225           | 63            | 161           | 220           | 263           | 870           | 150           | 3         |
| 1 347                | 845            | 272           | 230           | 1 178         | 116           | 169           | 52            | 114           | 222           | 302           | 736           | 86            | 4         |
| 1 103                | 645            | 270           | 187           | 914           | 64            | 188           | 55            | 123           | 226           | 199           | 566           | 111           | 5         |
| 1 147                | 684            | 291           | 172           | 1 023         | 88            | 125           | 40            | 84            | 208           | 192           | 665           | 83            | 6         |
| 969                  | 523            | 322           | 124           | 828           | 44            | 141           | 60            | 81            | 168           | 183           | 526           | 92            | 7         |
| 1 028                | 580            | 315           | 133           | 881           | 65            | 148           | 78            | 68            | 196           | 162           | 565           | 105           | 8         |
| 749                  | 398            | 264           | 87            | 668           | 32            | 81            | 25            | 54            | 136           | 134           | 408           | 70            | 9         |
| 941                  | 466            | 390           | 85            | 837           | 40            | 104           | 56            | 45            | 164           | 193           | 484           | 99            | 10        |
| 746                  | 409            | 253           | 84            | 628           | 19            | 119           | 54            | 65            | 124           | 143           | 414           | 66            | 11        |
| 1 021                | 502            | 427           | 91            | 894           | 50            | 127           | 79            | 41            | 231           | 197           | 465           | 127           | 12        |
| 460                  | 190            | 238           | 32            | 414           | 17            | 46            | 31            | 15            | 98            | 85            | 215           | 62            | 13        |
| 223                  | 83             | 128           | 11            | 180           | 3             | 43            | 34            | 9             | 47            | 50            | 88            | 37            | 14        |
| 357                  | 130            | 213           | 14            | 301           | 3             | 56            | 45            | 11            | 77            | 64            | 172           | 44            | 15        |
| <b>25 132</b>        | <b>22 976</b>  | <b>33 475</b> | <b>18 233</b> | <b>25 148</b> | <b>15 776</b> | <b>25 036</b> | <b>32 395</b> | <b>19 512</b> | <b>27 214</b> | <b>24 586</b> | <b>24 056</b> | <b>29 994</b> | <b>16</b> |
| 1 637                | 951            | 391           | 295           | 1 440         | 164           | 198           | 66            | 132           | 247           | 357           | 925           | 108           | 17        |
| 1 762                | 1 055          | 348           | 359           | 1 505         | 171           | 257           | 70            | 187           | 267           | 317           | 1 019         | 159           | 18        |
| 1 609                | 882            | 448           | 278           | 1 377         | 134           | 231           | 85            | 144           | 318           | 277           | 883           | 131           | 19        |
| 1 364                | 820            | 360           | 184           | 1 161         | 75            | 203           | 83            | 109           | 235           | 258           | 744           | 126           | 20        |
| 6 565                | 3 409          | 2 473         | 683           | 5 729         | 287           | 836           | 425           | 395           | 1 267         | 1 243         | 3 356         | 698           | 21        |
| 1 438                | 855            | 346           | 237           | 1 270         | 133           | 168           | 64            | 104           | 238           | 308           | 800           | 92            | 22        |
| 1 548                | 902            | 319           | 327           | 1 324         | 167           | 224           | 62            | 160           | 224           | 263           | 896           | 166           | 23        |
| 1 379                | 873            | 279           | 227           | 1 216         | 117           | 162           | 49            | 109           | 226           | 305           | 752           | 95            | 24        |
| 1 106                | 627            | 282           | 196           | 914           | 73            | 192           | 61            | 123           | 228           | 194           | 575           | 108           | 25        |
| 1 214                | 710            | 326           | 178           | 1 073         | 86            | 141           | 49            | 91            | 220           | 210           | 695           | 89            | 26        |
| 994                  | 530            | 336           | 128           | 844           | 43            | 150           | 66            | 85            | 164           | 180           | 549           | 101           | 27        |
| 1 010                | 563            | 326           | 121           | 878           | 54            | 132           | 63            | 66            | 194           | 161           | 547           | 108           | 28        |
| 721                  | 391            | 250           | 80            | 644           | 28            | 76            | 22            | 53            | 140           | 129           | 382           | 69            | 29        |
| 873                  | 450            | 345           | 79            | 781           | 42            | 93            | 54            | 37            | 148           | 182           | 458           | 85            | 30        |
| 687                  | 369            | 238           | 80            | 573           | 15            | 115           | 50            | 65            | 115           | 139           | 377           | 56            | 31        |
| 965                  | 466            | 408           | 91            | 838           | 50            | 127           | 79            | 41            | 215           | 186           | 434           | 129           | 32        |
| 447                  | 181            | 235           | 32            | 402           | 17            | 46            | 31            | 15            | 99            | 82            | 212           | 55            | 33        |
| 205                  | 77             | 118           | 11            | 163           | 3             | 43            | 34            | 9             | 46            | 50            | 81            | 28            | 34        |
| 350                  | 123            | 213           | 14            | 294           | 3             | 56            | 45            | 11            | 77            | 64            | 169           | 40            | 35        |
| <b>24 111</b>        | <b>22 117</b>  | <b>31 864</b> | <b>17 794</b> | <b>24 109</b> | <b>14 926</b> | <b>24 129</b> | <b>31 059</b> | <b>19 512</b> | <b>25 942</b> | <b>23 724</b> | <b>23 170</b> | <b>28 041</b> | <b>36</b> |
| 10 056               | 5 407          | 3 377         | 1 272         | 8 763         | 591           | 1 293         | 588           | 681           | 1 772         | 1 839         | 5 468         | 978           | 37        |
| 9 299                | 4 989          | 3 140         | 1 170         | 8 098         | 535           | 1 201         | 545           | 635           | 1 661         | 1 685         | 5 065         | 889           | 38        |
| 2 808                | 1 315          | 1 106         | 386           | 2 332         | 145           | 476           | 225           | 241           | 471           | 485           | 1 606         | 245           | 39        |
| 485                  | 217            | 188           | 79            | 400           | 38            | 85            | 41            | 41            | 48            | 106           | 284           | 47            | 40        |
| 2 936                | 1 590          | 814           | 532           | 2 397         | 203           | 539           | 200           | 328           | 538           | 569           | 1 566         | 263           | 41        |
| 1 636                | 769            | 721           | 146           | 1 425         | 73            | 211           | 136           | 72            | 356           | 318           | 786           | 176           | 42        |
| 745                  | 309            | 379           | 56            | 627           | 21            | 118           | 80            | 36            | 137           | 166           | 360           | 82            | 43        |
| 430                  | 208            | 190           | 32            | 371           | 12            | 59            | 39            | 20            | 114           | 88            | 181           | 47            | 44        |
| 1 561                | 1 016          | 311           | 235           | 1 415         | 139           | 146           | 50            | 96            | 309           | 366           | 700           | 186           | 45        |
| 688                  | 381            | 205           | 102           | 589           | 39            | 99            | 36            | 63            | 95            | 150           | 393           | 50            | 46        |
| 1 030                | 548            | 332           | 150           | 893           | 85            | 137           | 68            | 65            | 149           | 190           | 528           | 163           | 47        |
| 6 900                | 4 081          | 1 623         | 1 195         | 6 004         | 599           | 895           | 285           | 596           | 1 168         | 1 324         | 3 833         | 574           | 48        |
| 5 320                | 3 132          | 1 177         | 1 010         | 4 561         | 506           | 759           | 241           | 504           | 863           | 966           | 3 073         | 418           | 49        |
| 850                  | 534            | 211           | 105           | 771           | 55            | 79            | 29            | 49            | 146           | 201           | 402           | 101           | 50        |
| 79                   | 32             | 31            | 15            | 61            | 3             | 18            | 5             | 13            | 21            | 16            | 30            | 12            | 51        |
| 651                  | 383            | 203           | 65            | 611           | 35            | 40            | 10            | 30            | 138           | 141           | 328           | 44            | 52        |
| 6 900                | 4 081          | 1 623         | 1 195         | 6 004         | 599           | 895           | 285           | 596           | 1 168         | 1 324         | 3 833         | 574           | 53        |
| 1 727                | 1 074          | 306           | 347           | 1 517         | 191           | 209           | 54            | 156           | 326           | 384           | 900           | 117           | 54        |
| 4 650                | 2 703          | 1 153         | 793           | 4 002         | 380           | 648           | 221           | 413           | 743           | 837           | 2 655         | 416           | 55        |
| 523                  | 304            | 164           | 55            | 485           | 28            | 38            | 11            | 27            | 100           | 103           | 279           | 41            | 56        |
| 4 761                | 2 968          | 1 291         | 501           | 4 433         | 310           | 328           | 123           | 191           | 941           | 964           | 2 309         | 546           | 57        |
| 155                  | 146            | 8             | -             | 155           | -             | -             | -             | -             | 100           | -             | 28            | 27            | 58        |
| 4 603                | 2 822          | 1 280         | 501           | 4 275         | 310           | 328           | 123           | 191           | 838           | 964           | 2 282         | 520           | 59        |
| 176                  | 90             | 39            | 47            | 136           | 16            | 40            | 9             | 32            | 37            | 39            | 90            | 11            | 60        |
| 4 413                | 2 720          | 1 241         | 452           | 4 127         | 295           | 285           | 115           | 157           | 802           | 922           | 2 182         | 507           | 61        |
| 14                   | 12             | -             | 2             | 12            | -             | 2             | -             | 2             | -             | 3             | 10            | 1             | 62        |
| 3                    | -              | 3             | -             | 3             | -             | -             | -             | -             | 3             | -             | -             | -             | 63        |
| 762                  | 546            | 138           | 78            | 736           | 62            | 26            | 10            | 16            | 205           | 180           | 344           | 32            | 64        |
| 651                  | 410            | 142           | 98            | 630           | 86            | 21            | 9             | 12            | 180           | 96            | 291           | 83            | 65        |
| 523                  | 333            | 164           | 25            | 501           | 23            | 22            | 20            | 2             | 129           | 95            | 257           | 41            | 66        |
| 227                  | 153            | 57            | 17            | 218           | 13            | 9             | 5             | 4             | 35            | 28            | 133           | 31            | 67        |

**Table 5-13. Selected Housing Costs—Occupied Units With Black Householder**

[Numbers in thousands. Consistent with the 1990 Census. ... means not applicable or sample too small. – means zero or rounds to zero]

| Characteristics   | Total occupied units | Tenure       |              | Housing unit characteristics |              |                   |              | Household characteristics   |                    |                     |
|---|----------------------|--------------|--------------|------------------------------|--------------|-------------------|--------------|-----------------------------|--------------------|---------------------|
|   |                      | Owner        | Renter       | New construction 4 years     | Mobile homes | Physical problems |              | Elderly (65 years and over) | Moved in past year | Below poverty level |
|   |                      |              |              |                              |              | Severe            | Moderate     |                             |                    |                     |
| <b>1 Total</b> .....  | <b>12 936</b>        | <b>6 013</b> | <b>6 923</b> | <b>625</b>                   | <b>586</b>   | <b>446</b>        | <b>1 241</b> | <b>2 001</b>                | <b>2 643</b>       | <b>3 399</b>        |
| <b>Monthly Housing Costs</b>  |                      |              |              |                              |              |                   |              |                             |                    |                     |
| 2 Less than \$100 .....   | 308                  | 148          | 160          | —                            | 25           | 8                 | 42           | 81                          | 59                 | 179                 |
| 3 \$100 to \$199 .....  | 1 336                | 843          | 493          | 64                           | 130          | 58                | 187          | 450                         | 141                | 627                 |
| 4 \$200 to \$249 .....  | 741                  | 524          | 217          | 24                           | 41           | 23                | 89           | 242                         | 74                 | 244                 |
| 5 \$250 to \$299 .....  | 666                  | 375          | 291          | 19                           | 38           | 34                | 104          | 159                         | 93                 | 239                 |
| 6 \$300 to \$349 .....  | 692                  | 351          | 341          | 23                           | 52           | 24                | 107          | 159                         | 128                | 252                 |
| 7 \$350 to \$399 .....  | 675                  | 264          | 410          | 10                           | 23           | 29                | 94           | 101                         | 145                | 190                 |
| 8 \$400 to \$449 .....  | 805                  | 263          | 542          | 26                           | 52           | 26                | 93           | 106                         | 194                | 210                 |
| 9 \$450 to \$499 .....  | 815                  | 235          | 580          | 36                           | 51           | 32                | 74           | 78                          | 199                | 262                 |
| 10 \$500 to \$599 .....   | 1 489                | 425          | 1 064        | 54                           | 51           | 51                | 145          | 187                         | 412                | 329                 |
| 11 \$600 to \$699 .....   | 1 286                | 393          | 893          | 47                           | 42           | 40                | 91           | 105                         | 306                | 249                 |
| 12 \$700 to \$799 .....   | 994                  | 400          | 594          | 65                           | 31           | 25                | 53           | 81                          | 262                | 146                 |
| 13 \$800 to \$999 .....   | 1 197                | 611          | 585          | 79                           | 19           | 49                | 50           | 86                          | 292                | 123                 |
| 14 \$1,000 to \$1,249 .....   | 691                  | 458          | 233          | 66                           | 15           | 14                | 21           | 60                          | 126                | 68                  |
| 15 \$1,250 to \$1,499 .....   | 335                  | 298          | 37           | 38                           | —            | 6                 | 10           | 30                          | 43                 | 9                   |
| 16 \$1,500 or more .....  | 505                  | 425          | 80           | 68                           | 2            | 5                 | 19           | 26                          | 70                 | 50                  |
| 17 No cash rent .....   | 402                  | ...          | 402          | 6                            | 12           | 20                | 61           | 48                          | 98                 | 221                 |
| 18 <b>Median (excludes no cash rent)</b> .....  | <b>515</b>           | <b>501</b>   | <b>521</b>   | <b>712</b>                   | <b>350</b>   | <b>465</b>        | <b>383</b>   | <b>314</b>                  | <b>558</b>         | <b>363</b>          |
| <b>Median Monthly Housing Costs for Owners</b>  |                      |              |              |                              |              |                   |              |                             |                    |                     |
| 19 <b>Monthly costs including all mortgages plus maintenance costs</b> .....                  | <b>538</b>           | <b>538</b>   | ...          | <b>723</b>                   | <b>361</b>   | <b>464</b>        | <b>275</b>   | <b>307</b>                  | <b>845</b>         | <b>310</b>          |
| 20 <b>Monthly costs excluding second and subsequent mortgages and maintenance costs</b> ..... | <b>499</b>           | <b>499</b>   | ...          | <b>719</b>                   | <b>334</b>   | <b>382</b>        | <b>246</b>   | <b>287</b>                  | <b>817</b>         | <b>286</b>          |
| <b>Monthly Housing Costs as Percent of Current Income<sup>1</sup></b>                         |                      |              |              |                              |              |                   |              |                             |                    |                     |
| 21 Less than 5 percent .....  | 433                  | 365          | 68           | 17                           | 34           | 6                 | 18           | 63                          | 30                 | 5                   |
| 22 5 to 9 percent .....   | 1 143                | 931          | 212          | 40                           | 67           | 25                | 110          | 196                         | 103                | 22                  |
| 23 10 to 14 percent .....   | 1 440                | 922          | 518          | 81                           | 105          | 38                | 111          | 216                         | 174                | 110                 |
| 24 15 to 19 percent .....   | 1 541                | 833          | 708          | 88                           | 50           | 34                | 125          | 193                         | 295                | 108                 |
| 25 20 to 24 percent .....   | 1 465                | 654          | 811          | 70                           | 20           | 55                | 111          | 145                         | 303                | 153                 |
| 26 25 to 29 percent .....   | 1 235                | 516          | 718          | 61                           | 38           | 44                | 112          | 193                         | 280                | 211                 |
| 27 30 to 34 percent .....   | 933                  | 344          | 589          | 44                           | 32           | 26                | 128          | 130                         | 246                | 190                 |
| 28 35 to 39 percent .....   | 721                  | 285          | 435          | 52                           | 36           | 34                | 45           | 136                         | 201                | 176                 |
| 29 40 to 49 percent .....   | 866                  | 325          | 541          | 48                           | 40           | 24                | 110          | 166                         | 220                | 251                 |
| 30 50 to 59 percent .....   | 542                  | 150          | 392          | 26                           | 24           | 33                | 47           | 84                          | 163                | 237                 |
| 31 60 to 69 percent .....   | 313                  | 80           | 233          | 10                           | 8            | 14                | 38           | 79                          | 93                 | 175                 |
| 32 70 to 99 percent .....   | 533                  | 171          | 362          | 33                           | 29           | 25                | 52           | 116                         | 125                | 326                 |
| 33 100 percent or more <sup>2</sup> .....   | 959                  | 290          | 669          | 41                           | 62           | 56                | 112          | 187                         | 225                | 827                 |
| 34 Zero or negative income .....  | 409                  | 146          | 264          | 9                            | 28           | 11                | 62           | 49                          | 87                 | 388                 |
| 35 No cash rent .....   | 402                  | —            | 402          | 6                            | 12           | 20                | 61           | 48                          | 98                 | 221                 |
| 36 <b>Median (excludes 2 previous lines)</b> .....  | <b>25</b>            | <b>19</b>    | <b>31</b>    | <b>26</b>                    | <b>24</b>    | <b>31</b>         | <b>29</b>    | <b>29</b>                   | <b>31</b>          | <b>57</b>           |
| 37 <b>Median (excludes 3 lines before medians)</b> .....                                      | <b>23</b>            | <b>18</b>    | <b>28</b>    | <b>24</b>                    | <b>19</b>    | <b>27</b>         | <b>26</b>    | <b>26</b>                   | <b>29</b>          | <b>40</b>           |
| <b>Rent Paid by Lodgers</b>   |                      |              |              |                              |              |                   |              |                             |                    |                     |
| 38 Lodgers in housing units .....   | 113                  | 24           | 89           | —                            | —            | 5                 | 4            | 2                           | 43                 | 13                  |
| 39 Less than \$100 per month .....  | 4                    | —            | 4            | —                            | —            | —                 | 3            | —                           | —                  | 3                   |
| 40 \$100 to \$199 .....   | 8                    | —            | 8            | —                            | —            | —                 | 1            | —                           | 1                  | 4                   |
| 41 \$200 to \$299 .....   | 25                   | 4            | 21           | —                            | —            | 3                 | —            | 1                           | 15                 | —                   |
| 42 \$300 to \$399 .....   | 25                   | —            | 25           | —                            | —            | 2                 | —            | —                           | 6                  | —                   |
| 43 \$400 or more per month .....  | 35                   | 16           | 19           | —                            | —            | —                 | —            | —                           | 10                 | 6                   |
| 44 Not reported .....   | 16                   | 4            | 12           | —                            | —            | —                 | —            | 1                           | 11                 | —                   |
| 45 <b>Median</b> .....  | <b>344</b>           | ...          | <b>320</b>   | ...                          | ...          | ...               | ...          | ...                         | ...                | ...                 |
| <b>Monthly Cost Paid for Electricity</b>  |                      |              |              |                              |              |                   |              |                             |                    |                     |
| 46 Electricity used .....   | 12 922               | 6 011        | 6 911        | 625                          | 586          | 432               | 1 241        | 2 001                       | 2 643              | 3 392               |
| 47 Less than \$25 .....   | 1 072                | 224          | 848          | 20                           | 16           | 44                | 122          | 189                         | 279                | 289                 |
| 48 \$25 to \$49 .....   | 3 299                | 1 281        | 2 018        | 92                           | 97           | 105               | 380          | 572                         | 660                | 953                 |
| 49 \$50 to \$74 .....   | 2 963                | 1 577        | 1 386        | 162                          | 117          | 94                | 246          | 442                         | 673                | 671                 |
| 50 \$75 to \$99 .....   | 1 673                | 1 076        | 596          | 117                          | 104          | 36                | 140          | 266                         | 235                | 359                 |
| 51 \$100 to \$149 .....   | 1 575                | 1 099        | 476          | 160                          | 163          | 35                | 121          | 199                         | 242                | 335                 |
| 52 \$150 to \$199 .....   | 497                  | 355          | 142          | 31                           | 70           | 5                 | 15           | 54                          | 68                 | 100                 |
| 53 \$200 or more .....  | 282                  | 196          | 86           | 15                           | 13           | 15                | 40           | 30                          | 35                 | 84                  |
| 54 <b>Median</b> .....  | <b>61</b>            | <b>72</b>    | <b>49</b>    | <b>80</b>                    | <b>90</b>    | <b>55</b>         | <b>53</b>    | <b>57</b>                   | <b>56</b>          | <b>56</b>           |
| 55 Included in rent, other fee, or obtained free .....  | 1 562                | 203          | 1 359        | 28                           | 8            | 100               | 178          | 249                         | 452                | 601                 |
| <b>Monthly Cost Paid for Piped Gas</b>  |                      |              |              |                              |              |                   |              |                             |                    |                     |
| 56 Piped gas used .....   | 8 634                | 4 028        | 4 607        | 259                          | 85           | 312               | 873          | 1 418                       | 1 595              | 2 286               |
| 57 Less than \$25 .....   | 1 901                | 766          | 1 135        | 56                           | 32           | 75                | 212          | 293                         | 360                | 501                 |
| 58 \$25 to \$49 .....   | 2 183                | 1 239        | 944          | 111                          | 43           | 48                | 292          | 348                         | 372                | 536                 |
| 59 \$50 to \$74 .....   | 1 208                | 768          | 440          | 27                           | —            | 32                | 130          | 222                         | 197                | 280                 |
| 60 \$75 to \$99 .....   | 594                  | 431          | 163          | 33                           | 8            | 17                | 28           | 114                         | 72                 | 122                 |
| 61 \$100 to \$149 .....   | 425                  | 299          | 126          | 4                            | 2            | 17                | 27           | 76                          | 45                 | 93                  |
| 62 \$150 to \$199 .....   | 207                  | 144          | 63           | —                            | —            | 11                | 16           | 55                          | 25                 | 40                  |
| 63 \$200 or more .....  | 113                  | 80           | 33           | 4                            | —            | 1                 | 15           | 17                          | 16                 | 32                  |
| 64 <b>Median</b> .....  | <b>41</b>            | <b>47</b>    | <b>33</b>    | <b>39</b>                    | <b>31</b>    | <b>38</b>         | <b>38</b>    | <b>44</b>                   | <b>37</b>          | <b>39</b>           |
| 65 Included in rent, other fee, or obtained free .....  | 2 004                | 301          | 1 703        | 25                           | —            | 111               | 154          | 292                         | 508                | 682                 |
| <b>Average Monthly Cost Paid for Fuel Oil</b>   |                      |              |              |                              |              |                   |              |                             |                    |                     |
| 66 Fuel oil used .....  | 1 943                | 725          | 1 218        | 41                           | 55           | 114               | 190          | 364                         | 304                | 500                 |
| 67 Less than \$25 .....   | 137                  | 108          | 29           | —                            | 13           | 12                | 13           | 34                          | 9                  | 27                  |
| 68 \$25 to \$49 .....   | 140                  | 89           | 52           | —                            | 10           | 9                 | 8            | 24                          | 7                  | 20                  |
| 69 \$50 to \$74 .....   | 137                  | 103          | 34           | —                            | —            | 2                 | 6            | 54                          | 19                 | 20                  |
| 70 \$75 to \$99 .....   | 81                   | 67           | 14           | 2                            | —            | —                 | 6            | 23                          | 4                  | 19                  |
| 71 \$100 to \$149 .....   | 48                   | 46           | 1            | —                            | —            | 2                 | 1            | 9                           | —                  | 4                   |
| 72 \$150 to \$199 .....   | 29                   | 26           | 3            | —                            | —            | 3                 | —            | —                           | 3                  | 6                   |
| 73 \$200 or more .....  | 26                   | 20           | 6            | —                            | —            | 1                 | 4            | 8                           | —                  | 6                   |
| 74 <b>Median</b> .....  | <b>54</b>            | <b>58</b>    | <b>45</b>    | ...                          | <b>25</b>    | <b>34</b>         | <b>43</b>    | <b>59</b>                   | <b>56</b>          | <b>54</b>           |
| 75 Included in rent, other fee, or obtained free .....  | 1 345                | 267          | 1 078        | 39                           | 32           | 83                | 153          | 209                         | 261                | 398                 |
| <b>Property Insurance</b>   |                      |              |              |                              |              |                   |              |                             |                    |                     |
| 76 Property insurance paid .....  | 6 435                | 5 376        | 1 059        | 491                          | 383          | 126               | 431          | 1 290                       | 679                | 1 040               |
| 77 <b>Median per month</b> .....  | <b>32</b>            | <b>35</b>    | <b>19</b>    | <b>35</b>                    | <b>26</b>    | <b>24</b>         | <b>26</b>    | <b>32</b>                   | <b>24</b>          | <b>28</b>           |

| Total occupied units | In MSAs        |              | Outside MSAs | Urban         |              | Rural        |            |              | Regions      |              |              |              |           |           |  |
|----------------------|----------------|--------------|--------------|---------------|--------------|--------------|------------|--------------|--------------|--------------|--------------|--------------|-----------|-----------|--|
|                      | Central cities | Suburbs      |              | Total         | Outside MSAs | Total        | Suburbs    | Outside MSAs | Northeast    | Midwest      | South        | West         |           |           |  |
| <b>12 936</b>        | <b>7 117</b>   | <b>4 020</b> | <b>1 799</b> | <b>11 212</b> | <b>831</b>   | <b>1 724</b> | <b>729</b> | <b>968</b>   | <b>2 334</b> | <b>2 453</b> | <b>6 927</b> | <b>1 222</b> | <b>1</b>  |           |  |
| 308                  | 180            | 56           | 72           | 252           | 30           | 56           | 13         | 42           | 54           | 29           | 219          | 6            | 2         |           |  |
| 1 336                | 674            | 270          | 392          | 989           | 144          | 347          | 93         | 248          | 165          | 236          | 869          | 66           | 3         |           |  |
| 741                  | 384            | 176          | 181          | 581           | 72           | 161          | 52         | 109          | 94           | 131          | 463          | 53           | 4         |           |  |
| 666                  | 385            | 126          | 154          | 563           | 78           | 102          | 23         | 76           | 100          | 157          | 350          | 59           | 5         |           |  |
| 692                  | 382            | 173          | 136          | 582           | 65           | 110          | 39         | 71           | 102          | 135          | 419          | 36           | 6         |           |  |
| 675                  | 437            | 140          | 97           | 603           | 60           | 72           | 34         | 37           | 96           | 165          | 365          | 48           | 7         |           |  |
| 805                  | 490            | 170          | 145          | 707           | 78           | 99           | 30         | 67           | 112          | 187          | 454          | 53           | 8         |           |  |
| 815                  | 517            | 214          | 84           | 744           | 46           | 71           | 33         | 38           | 106          | 218          | 441          | 50           | 9         |           |  |
| 1 489                | 960            | 388          | 141          | 1 347         | 82           | 142          | 83         | 59           | 279          | 329          | 771          | 111          | 10        |           |  |
| 1 286                | 766            | 422          | 97           | 1 183         | 48           | 102          | 43         | 50           | 260          | 249          | 613          | 164          | 11        |           |  |
| 994                  | 549            | 377          | 67           | 910           | 36           | 85           | 52         | 31           | 225          | 174          | 490          | 106          | 12        |           |  |
| 1 197                | 600            | 553          | 44           | 1 076         | 13           | 121          | 88         | 30           | 253          | 195          | 570          | 179          | 13        |           |  |
| 691                  | 284            | 375          | 32           | 615           | 16           | 77           | 61         | 16           | 141          | 93           | 358          | 100          | 14        |           |  |
| 335                  | 127            | 200          | 7            | 288           | -            | 47           | 40         | 7            | 99           | 39           | 116          | 81           | 15        |           |  |
| 505                  | 201            | 295          | 9            | 457           | -            | 48           | 39         | 9            | 173          | 57           | 174          | 102          | 16        |           |  |
| 402                  | 178            | 84           | 139          | 317           | 61           | 84           | 7          | 78           | 76           | 60           | 256          | 9            | 17        |           |  |
| <b>515</b>           | <b>502</b>     | <b>660</b>   | <b>311</b>   | <b>532</b>    | <b>346</b>   | <b>380</b>   | <b>553</b> | <b>281</b>   | <b>608</b>   | <b>486</b>   | <b>472</b>   | <b>676</b>   | <b>18</b> |           |  |
|                      |                |              |              |               |              |              |            |              |              |              |              |              |           | <b>19</b> |  |
| <b>538</b>           | <b>526</b>     | <b>754</b>   | <b>290</b>   | <b>602</b>    | <b>338</b>   | <b>355</b>   | <b>546</b> | <b>276</b>   | <b>757</b>   | <b>543</b>   | <b>470</b>   | <b>950</b>   | <b>20</b> |           |  |
| <b>499</b>           | <b>483</b>     | <b>717</b>   | <b>270</b>   | <b>560</b>    | <b>316</b>   | <b>330</b>   | <b>516</b> | <b>256</b>   | <b>721</b>   | <b>507</b>   | <b>442</b>   | <b>916</b>   |           |           |  |
| 433                  | 203            | 143          | 87           | 324           | 18           | 110          | 40         | 69           | 76           | 73           | 248          | 36           | 21        |           |  |
| 1 143                | 554            | 344          | 245          | 912           | 109          | 231          | 91         | 136          | 175          | 232          | 671          | 65           | 22        |           |  |
| 1 440                | 748            | 453          | 240          | 1 163         | 94           | 277          | 125        | 146          | 206          | 311          | 832          | 91           | 23        |           |  |
| 1 541                | 845            | 510          | 185          | 1 362         | 81           | 179          | 64         | 105          | 267          | 306          | 850          | 118          | 24        |           |  |
| 1 465                | 827            | 491          | 147          | 1 305         | 78           | 161          | 87         | 69           | 247          | 302          | 754          | 163          | 25        |           |  |
| 1 235                | 652            | 460          | 123          | 1 096         | 52           | 138          | 67         | 72           | 261          | 222          | 638          | 113          | 26        |           |  |
| 933                  | 519            | 306          | 108          | 848           | 57           | 85           | 34         | 51           | 216          | 152          | 440          | 125          | 27        |           |  |
| 721                  | 426            | 206          | 89           | 642           | 54           | 79           | 44         | 35           | 123          | 125          | 376          | 97           | 28        |           |  |
| 866                  | 510            | 257          | 99           | 773           | 42           | 93           | 36         | 57           | 176          | 130          | 461          | 99           | 29        |           |  |
| 542                  | 330            | 135          | 77           | 479           | 41           | 63           | 27         | 36           | 86           | 88           | 295          | 73           | 30        |           |  |
| 313                  | 207            | 73           | 33           | 293           | 25           | 20           | 12         | 8            | 72           | 59           | 148          | 35           | 31        |           |  |
| 533                  | 333            | 143          | 57           | 463           | 29           | 70           | 41         | 28           | 122          | 100          | 242          | 68           | 32        |           |  |
| 959                  | 531            | 303          | 125          | 873           | 72           | 86           | 31         | 53           | 150          | 212          | 489          | 108          | 33        |           |  |
| 409                  | 254            | 111          | 44           | 360           | 18           | 49           | 23         | 26           | 81           | 82           | 225          | 21           | 34        |           |  |
| 402                  | 178            | 84           | 139          | 317           | 61           | 84           | 7          | 78           | 76           | 60           | 256          | 9            | 35        |           |  |
| 25                   | 26             | 25           | 22           | 26            | 25           | 20           | 22         | 19           | 27           | 24           | 24           | 30           | 36        |           |  |
| 23                   | 24             | 23           | 20           | 24            | 22           | 19           | 21         | 18           | 26           | 22           | 22           | 28           | 37        |           |  |
| 113                  | 74             | 37           | 2            | 110           | 2            | 3            | -          | -            | 21           | 13           | 51           | 27           | 38        |           |  |
| 4                    | 4              | -            | -            | 4             | -            | -            | -          | -            | -            | -            | 3            | 1            | 39        |           |  |
| 8                    | 6              | -            | 2            | 8             | 2            | -            | -          | -            | 1            | 4            | 3            | -            | 40        |           |  |
| 25                   | 15             | 10           | -            | 25            | -            | -            | -          | -            | 1            | 4            | 16           | 4            | 41        |           |  |
| 25                   | 16             | 9            | -            | 25            | -            | -            | -          | -            | 3            | 1            | 12           | 8            | 42        |           |  |
| 35                   | 18             | 17           | -            | 32            | -            | 3            | -          | -            | 8            | 1            | 11           | 14           | 43        |           |  |
| 16                   | 14             | 1            | -            | 16            | -            | -            | -          | -            | 8            | 2            | 6            | -            | 44        |           |  |
| <b>344</b>           | <b>327</b>     | <b>...</b>   | <b>...</b>   | <b>339</b>    | <b>...</b>   | <b>...</b>   | <b>...</b> | <b>...</b>   | <b>...</b>   | <b>...</b>   | <b>...</b>   | <b>...</b>   | <b>45</b> |           |  |
| 12 922               | 7 105          | 4 018        | 1 799        | 11 198        | 831          | 1 724        | 729        | 968          | 2 325        | 2 451        | 6 927        | 1 219        | 46        |           |  |
| 1 072                | 663            | 296          | 112          | 1 010         | 75           | 62           | 23         | 37           | 202          | 330          | 323          | 217          | 47        |           |  |
| 3 299                | 1 974          | 931          | 395          | 3 002         | 207          | 297          | 102        | 188          | 707          | 807          | 1 384        | 401          | 48        |           |  |
| 2 963                | 1 614          | 925          | 424          | 2 548         | 190          | 416          | 176        | 235          | 434          | 598          | 1 692        | 240          | 49        |           |  |
| 1 673                | 730            | 615          | 327          | 1 316         | 124          | 357          | 149        | 203          | 167          | 167          | 1 255        | 83           | 50        |           |  |
| 1 575                | 666            | 616          | 293          | 1 215         | 91           | 359          | 154        | 202          | 163          | 188          | 1 139        | 83           | 51        |           |  |
| 497                  | 207            | 184          | 106          | 361           | 40           | 136          | 69         | 66           | 50           | 26           | 411          | 10           | 52        |           |  |
| 282                  | 133            | 119          | 30           | 236           | 13           | 47           | 29         | 17           | 41           | 34           | 186          | 22           | 53        |           |  |
| <b>61</b>            | <b>56</b>      | <b>67</b>    | <b>70</b>    | <b>58</b>     | <b>62</b>    | <b>79</b>    | <b>84</b>  | <b>77</b>    | <b>49</b>    | <b>48</b>    | <b>72</b>    | <b>44</b>    | <b>54</b> |           |  |
| 1 562                | 1 118          | 333          | 111          | 1 511         | 91           | 51           | 25         | 20           | 561          | 301          | 536          | 163          | 55        |           |  |
| 8 634                | 5 483          | 2 399        | 752          | 8 179         | 543          | 455          | 234        | 209          | 2 005        | 2 198        | 3 425        | 1 006        | 56        |           |  |
| 1 901                | 1 175          | 542          | 184          | 1 793         | 132          | 107          | 55         | 52           | 391          | 212          | 918          | 380          | 57        |           |  |
| 2 183                | 1 248          | 631          | 303          | 2 011         | 224          | 172          | 87         | 79           | 270          | 521          | 1 079        | 312          | 58        |           |  |
| 1 208                | 705            | 406          | 97           | 1 135         | 57           | 73           | 34         | 39           | 227          | 425          | 476          | 80           | 59        |           |  |
| 594                  | 405            | 156          | 33           | 560           | 15           | 35           | 16         | 19           | 129          | 261          | 184          | 20           | 60        |           |  |
| 425                  | 282            | 109          | 35           | 403           | 24           | 22           | 11         | 11           | 185          | 140          | 87           | 14           | 61        |           |  |
| 207                  | 153            | 49           | 5            | 204           | 5            | 3            | 3          | -            | 81           | 45           | 72           | 10           | 62        |           |  |
| 113                  | 82             | 29           | 2            | 108           | -            | 4            | 2          | 2            | 47           | 40           | 16           | 9            | 63        |           |  |
| <b>41</b>            | <b>42</b>      | <b>42</b>    | <b>37</b>    | <b>41</b>     | <b>36</b>    | <b>40</b>    | <b>39</b>  | <b>40</b>    | <b>50</b>    | <b>55</b>    | <b>37</b>    | <b>28</b>    | <b>64</b> |           |  |
| 2 004                | 1 434          | 478          | 92           | 1 965         | 85           | 39           | 26         | 7            | 676          | 553          | 594          | 181          | 65        |           |  |
| 1 943                | 1 296          | 473          | 174          | 1 769         | 60           | 174          | 56         | 114          | 1 061        | 166          | 626          | 90           | 66        |           |  |
| 137                  | 73             | 42           | 22           | 113           | 5            | 24           | 7          | 17           | 36           | 14           | 82           | 5            | 67        |           |  |
| 140                  | 62             | 41           | 38           | 105           | 7            | 35           | 2          | 31           | 48           | 6            | 76           | 11           | 68        |           |  |
| 137                  | 86             | 41           | 10           | 120           | -            | 17           | 7          | 10           | 72           | 5            | 53           | 8            | 69        |           |  |
| 81                   | 36             | 38           | 6            | 71            | 2            | 10           | 6          | 4            | 46           | 3            | 29           | 2            | 70        |           |  |
| 48                   | 16             | 32           | -            | 45            | -            | 2            | 2          | -            | 38           | 3            | 7            | -            | 71        |           |  |
| 29                   | 15             | 11           | 4            | 23            | -            | 7            | 3          | -            | 24           | -            | 5            | -            | 72        |           |  |
| 26                   | 21             | 16           | -            | 26            | -            | -            | -          | -            | 13           | 4            | 10           | -            | 73        |           |  |
| 54                   | 56             | 64           | 37           | 57            | 32           | 42           | 65         | 38           | 69           | 37           | 41           | 44           | 74        |           |  |
| 1 345                | 988            | 263          | 94           | 1 266         | 46           | 78           | 28         | 48           | 785          | 131          | 363          | 65           | 75        |           |  |
| 6 435                | 3 049          | 2 378        | 1 008        | 5 263         | 359          | 1 173        | 507        | 649          | 885          | 1 355        | 3 635        | 561          | 76        |           |  |
| <b>32</b>            | <b>31</b>      | <b>34</b>    | <b>29</b>    | <b>32</b>     | <b>27</b>    | <b>34</b>    | <b>38</b>  | <b>31</b>    | <b>35</b>    | <b>29</b>    | <b>31</b>    | <b>43</b>    | <b>77</b> |           |  |

**Table 5-13. Selected Housing Costs—Occupied Units With Black Householder—Con.**

[Numbers in thousands. Consistent with the 1990 Census. ... means not applicable or sample too small. — means zero or rounds to zero]

| Characteristics  | Total occupied units | Tenure       |            | Housing unit characteristics |              |                   |            | Household characteristics   |                    |                     |
|--|----------------------|--------------|------------|------------------------------|--------------|-------------------|------------|-----------------------------|--------------------|---------------------|
|  |                      | Owner        | Renter     | New construction 4 years     | Mobile homes | Physical problems |            | Elderly (65 years and over) | Moved in past year | Below poverty level |
|  |                      |              |            |                              |              | Severe            | Moderate   |                             |                    |                     |
| <b>Monthly Costs Paid for Selected Utilities and Fuels</b> |                      |              |            |                              |              |                   |            |                             |                    |                     |
| 1 Water paid separately .....                              | 5 922                | 4 557        | 1 365      | 359                          | 241          | 137               | 565        | 1 096                       | 760                | 1 213               |
| 2 <b>Median</b> .....                                      | <b>25</b>            | <b>27</b>    | <b>19</b>  | <b>28</b>                    | <b>23</b>    | <b>19</b>         | <b>24</b>  | <b>23</b>                   | <b>18</b>          | <b>22</b>           |
| 3 Trash paid separately .....                              | 2 865                | 2 177        | 688        | 214                          | 154          | 48                | 255        | 491                         | 362                | 601                 |
| 4 <b>Median</b> .....                                      | <b>16</b>            | <b>16</b>    | <b>13</b>  | <b>15</b>                    | <b>14</b>    | <b>...</b>        | <b>14</b>  | <b>16</b>                   | <b>14</b>          | <b>14</b>           |
| 5 Bottled gas paid separately .....                        | 701                  | 535          | 166        | 78                           | 162          | 45                | 130        | 205                         | 62                 | 208                 |
| 6 <b>Median</b> .....                                      | <b>53</b>            | <b>56</b>    | <b>44</b>  | <b>57</b>                    | <b>60</b>    | <b>...</b>        | <b>50</b>  | <b>62</b>                   | <b>61</b>          | <b>69</b>           |
| 7 Other fuel paid separately .....                         | 605                  | 432          | 173        | 22                           | 56           | 25                | 90         | 121                         | 52                 | 113                 |
| 8 <b>Median</b> .....                                      | <b>10</b>            | <b>10-</b>   | <b>10</b>  | <b>...</b>                   | <b>15</b>    | <b>...</b>        | <b>12</b>  | <b>17</b>                   | <b>...</b>         | <b>15</b>           |
| <b>OWNER OCCUPIED UNITS</b>                                |                      |              |            |                              |              |                   |            |                             |                    |                     |
| 9 <b>Total</b> .....                                       | <b>6 013</b>         | <b>6 013</b> | <b>...</b> | <b>499</b>                   | <b>493</b>   | <b>104</b>        | <b>439</b> | <b>1 354</b>                | <b>447</b>         | <b>1 008</b>        |
| <b>Cost and Ownership Sharing</b>                          |                      |              |            |                              |              |                   |            |                             |                    |                     |
| 10 Ownership shared by person not living here .....        | 259                  | 259          | ...        | 3                            | 9            | 13                | 27         | 66                          | 12                 | 51                  |
| 11 Costs shared by person not living here .....            | 32                   | 32           | ...        | —                            | 4            | 3                 | —          | 15                          | —                  | 7                   |
| 12 Costs not shared .....                                  | 227                  | 227          | ...        | 3                            | 5            | 10                | 27         | 51                          | 12                 | 43                  |
| 13 Cost sharing not reported .....                         | —                    | —            | ...        | —                            | —            | —                 | —          | —                           | —                  | —                   |
| 14 Ownership not shared .....                              | 5 445                | 5 445        | ...        | 404                          | 317          | 88                | 383        | 1 249                       | 401                | 866                 |
| 15 Costs shared by person not living here .....            | 37                   | 37           | ...        | 9                            | 12           | —                 | 1          | 14                          | —                  | 18                  |
| 16 Costs not shared .....                                  | 5 399                | 5 399        | ...        | 395                          | 296          | 88                | 381        | 1 233                       | 401                | 846                 |
| 17 Cost sharing not reported .....                         | 8                    | 8            | ...        | —                            | 8            | —                 | —          | 2                           | —                  | 2                   |
| 18 Ownership sharing not reported .....                    | 310                  | 310          | ...        | 92                           | 168          | 3                 | 29         | 39                          | 33                 | 91                  |
| <b>Monthly Payment for Principal and Interest</b>          |                      |              |            |                              |              |                   |            |                             |                    |                     |
| 19 One or more regular mortgages .....                     | 3 487                | 3 487        | ...        | 393                          | 266          | 47                | 137        | 442                         | 364                | 350                 |
| 20 Less than \$100 .....                                   | 161                  | 161          | ...        | 11                           | 14           | —                 | 11         | 31                          | 22                 | 13                  |
| 21 \$100 to \$199 .....                                    | 267                  | 267          | ...        | 7                            | 23           | 4                 | 24         | 71                          | 13                 | 65                  |
| 22 \$200 to \$249 .....                                    | 177                  | 177          | ...        | 25                           | 41           | —                 | 18         | 39                          | 4                  | 28                  |
| 23 \$250 to \$299 .....                                    | 246                  | 246          | ...        | 38                           | 58           | 3                 | 22         | 43                          | 10                 | 48                  |
| 24 \$300 to \$349 .....                                    | 196                  | 196          | ...        | 10                           | 21           | 6                 | 9          | 39                          | 8                  | 28                  |
| 25 \$350 to \$399 .....                                    | 221                  | 221          | ...        | 37                           | 48           | 3                 | 6          | 32                          | 21                 | 27                  |
| 26 \$400 to \$449 .....                                    | 230                  | 230          | ...        | 31                           | 23           | 2                 | 9          | 42                          | 14                 | 29                  |
| 27 \$450 to \$499 .....                                    | 232                  | 232          | ...        | 11                           | 12           | —                 | 3          | 24                          | 19                 | 19                  |
| 28 \$500 to \$599 .....                                    | 373                  | 373          | ...        | 28                           | 6            | 8                 | 2          | 35                          | 48                 | 33                  |
| 29 \$600 to \$699 .....                                    | 331                  | 331          | ...        | 32                           | 7            | 8                 | 5          | 20                          | 53                 | 15                  |
| 30 \$700 to \$799 .....                                    | 241                  | 241          | ...        | 30                           | 12           | 2                 | 8          | 20                          | 31                 | 14                  |
| 31 \$800 to \$999 .....                                    | 324                  | 324          | ...        | 45                           | —            | 3                 | 15         | 26                          | 42                 | 10                  |
| 32 \$1,000 to \$1,249 .....                                | 247                  | 247          | ...        | 45                           | —            | 8                 | 2          | 15                          | 36                 | 4                   |
| 33 \$1,250 to \$1,499 .....                                | 81                   | 81           | ...        | 11                           | —            | —                 | —          | 1                           | 10                 | 4                   |
| 34 \$1,500 or more .....                                   | 160                  | 160          | ...        | 32                           | —            | —                 | 2          | 5                           | 33                 | 14                  |
| 35 <b>Median</b> .....                                     | <b>504</b>           | <b>504</b>   | <b>...</b> | <b>596</b>                   | <b>298</b>   | <b>...</b>        | <b>285</b> | <b>346</b>                  | <b>643</b>         | <b>338</b>          |
| <b>Average Monthly Cost Paid for Real Estate Taxes</b>     |                      |              |            |                              |              |                   |            |                             |                    |                     |
| 36 Less than \$25 .....                                    | 1 604                | 1 604        | ...        | 187                          | 356          | 31                | 253        | 477                         | 123                | 472                 |
| 37 \$25 to \$49 .....                                      | 1 138                | 1 138        | ...        | 83                           | 90           | 24                | 81         | 296                         | 56                 | 215                 |
| 38 \$50 to \$74 .....                                      | 850                  | 850          | ...        | 48                           | 37           | 9                 | 39         | 191                         | 55                 | 94                  |
| 39 \$75 to \$99 .....                                      | 594                  | 594          | ...        | 32                           | —            | 8                 | 17         | 110                         | 39                 | 67                  |
| 40 \$100 to \$149 .....                                    | 750                  | 750          | ...        | 72                           | 8            | 12                | 12         | 116                         | 66                 | 81                  |
| 41 \$150 to \$199 .....                                    | 364                  | 364          | ...        | 17                           | —            | 7                 | 8          | 76                          | 30                 | 38                  |
| 42 \$200 or more .....                                     | 713                  | 713          | ...        | 60                           | 2            | 13                | 30         | 88                          | 78                 | 40                  |
| 43 <b>Median</b> .....                                     | <b>58</b>            | <b>58</b>    | <b>...</b> | <b>44</b>                    | <b>25-</b>   | <b>48</b>         | <b>25-</b> | <b>42</b>                   | <b>70</b>          | <b>29</b>           |
| <b>Annual Taxes Paid per \$1,000 Value</b>                 |                      |              |            |                              |              |                   |            |                             |                    |                     |
| 44 Less than \$5 .....                                     | 1 505                | 1 505        | ...        | 129                          | 142          | 23                | 176        | 461                         | 107                | 402                 |
| 45 \$5 to \$9 .....  | 1 593                | 1 593        | ...        | 163                          | 156          | 24                | 113        | 344                         | 103                | 220                 |
| 46 \$10 to \$14 .....                                      | 1 259                | 1 259        | ...        | 129                          | 74           | 26                | 44         | 231                         | 96                 | 165                 |
| 47 \$15 to \$19 .....                                      | 622                  | 622          | ...        | 29                           | 41           | 15                | 32         | 107                         | 63                 | 87                  |
| 48 \$20 to \$24 .....                                      | 355                  | 355          | ...        | 22                           | 15           | 10                | 19         | 74                          | 33                 | 24                  |
| 49 \$25 or more .....                                      | 680                  | 680          | ...        | 27                           | 65           | 6                 | 54         | 136                         | 44                 | 110                 |
| 50 <b>Median</b> .....                                     | <b>10</b>            | <b>10</b>    | <b>...</b> | <b>9</b>                     | <b>8</b>     | <b>11</b>         | <b>7</b>   | <b>8</b>                    | <b>11</b>          | <b>7</b>            |
| <b>Routine Maintenance in Last Year</b>                    |                      |              |            |                              |              |                   |            |                             |                    |                     |
| 51 Less than \$25 per month .....                          | 2 820                | 2 820        | ...        | 384                          | 373          | 43                | 220        | 714                         | 249                | 591                 |
| 52 \$25 to \$49 .....                                      | 1 228                | 1 228        | ...        | 66                           | 59           | 18                | 78         | 243                         | 50                 | 125                 |
| 53 \$50 to \$74 .....                                      | 238                  | 238          | ...        | 7                            | 4            | —                 | 11         | 53                          | —                  | 36                  |
| 54 \$75 to \$99 .....                                      | 335                  | 335          | ...        | 6                            | 16           | 9                 | 28         | 75                          | 19                 | 37                  |
| 55 \$100 to \$149 .....                                    | 170                  | 170          | ...        | 10                           | 4            | 5                 | 9          | 27                          | 12                 | 23                  |
| 56 \$150 to \$199 .....                                    | 161                  | 161          | ...        | —                            | 4            | 1                 | 17         | 16                          | 11                 | 24                  |
| 57 \$200 or more per month .....                           | 202                  | 202          | ...        | —                            | —            | 7                 | 9          | 24                          | 9                  | 24                  |
| 58 Not reported .....                                      | 860                  | 860          | ...        | 27                           | 34           | 21                | 67         | 202                         | 96                 | 148                 |
| 59 <b>Median</b> .....                                     | <b>25-</b>           | <b>25-</b>   | <b>...</b> | <b>25-</b>                   | <b>25-</b>   | <b>25-</b>        | <b>25-</b> | <b>25-</b>                  | <b>25-</b>         | <b>25-</b>          |
| <b>Condominium and Cooperative Fee</b>                     |                      |              |            |                              |              |                   |            |                             |                    |                     |
| 60 Fee paid by owners .....                                | 228                  | 228          | ...        | 22                           | —            | 3                 | 5          | 31                          | 37                 | 24                  |
| 61 Less than \$25 per month .....                          | 10                   | 10           | ...        | —                            | —            | —                 | —          | —                           | 3                  | 3                   |
| 62 \$25 to \$49 .....                                      | 5                    | 5            | ...        | 2                            | —            | —                 | —          | —                           | —                  | —                   |
| 63 \$50 to \$74 .....                                      | 5                    | 5            | ...        | —                            | —            | —                 | —          | —                           | —                  | —                   |
| 64 \$75 to \$99 .....                                      | 15                   | 15           | ...        | 4                            | —            | —                 | —          | 3                           | 7                  | 3                   |
| 65 \$100 to \$149 .....                                    | 48                   | 48           | ...        | 8                            | —            | —                 | —          | 2                           | 13                 | —                   |
| 66 \$150 to \$199 .....                                    | 36                   | 36           | ...        | 8                            | —            | 3                 | 2          | 4                           | 5                  | —                   |
| 67 \$200 or more per month .....                           | 23                   | 23           | ...        | —                            | —            | —                 | —          | 5                           | —                  | —                   |
| 68 Not reported .....                                      | 87                   | 87           | ...        | —                            | —            | —                 | 2          | 17                          | 9                  | 18                  |
| 69 <b>Median</b> .....                                     | <b>137</b>           | <b>137</b>   | <b>...</b> | <b>...</b>                   | <b>...</b>   | <b>...</b>        | <b>...</b> | <b>...</b>                  | <b>...</b>         | <b>...</b>          |
| <b>Other Housing Costs per Month</b>                       |                      |              |            |                              |              |                   |            |                             |                    |                     |
| 70 Homeowner association fee paid .....                    | 314                  | 314          | ...        | 83                           | —            | —                 | —          | 36                          | 32                 | 1                   |
| 71 <b>Median</b> .....                                     | <b>28</b>            | <b>28</b>    | <b>...</b> | <b>32</b>                    | <b>...</b>   | <b>...</b>        | <b>...</b> | <b>...</b>                  | <b>...</b>         | <b>...</b>          |
| 72 Mobile home park fee paid .....                         | 19                   | 19           | ...        | 14                           | 19           | —                 | —          | —                           | 3                  | 3                   |
| 73 <b>Median</b> .....                                     | <b>...</b>           | <b>...</b>   | <b>...</b> | <b>...</b>                   | <b>...</b>   | <b>...</b>        | <b>...</b> | <b>...</b>                  | <b>...</b>         | <b>...</b>          |
| 74 Land rent fee paid .....                                | 23                   | 23           | ...        | —                            | —            | —                 | —          | 5                           | —                  | 5                   |
| 75 <b>Median</b> .....                                     | <b>...</b>           | <b>...</b>   | <b>...</b> | <b>...</b>                   | <b>...</b>   | <b>...</b>        | <b>...</b> | <b>...</b>                  | <b>...</b>         | <b>...</b>          |

<sup>1</sup>Beginning with 1989 this item uses current income in its calculation, see Appendix A.

<sup>2</sup>May reflect a temporary situation, living off savings, or response error.

| Total occupied units | In MSAs        |              | Outside MSAs | Urban        |              | Rural        |            |              | Regions    |              |              |            |          |
|----------------------|----------------|--------------|--------------|--------------|--------------|--------------|------------|--------------|------------|--------------|--------------|------------|----------|
|                      | Central cities | Suburbs      |              | Total        | Outside MSAs | Total        | Suburbs    | Outside MSAs | Northeast  | Midwest      | South        | West       |          |
| 5 922                | 2 838          | 2 134        | 951          | 5 016        | 490          | 906          | 438        | 461          | 745        | 1 141        | 3 569        | 468        | 1        |
| 25                   | 24             | 28           | 23           | 25           | 24           | 24           | 26         | 22           | 29         | 25           | 23           | 31         | 2        |
| 2 865                | 1 073          | 1 229        | 562          | 2 317        | 292          | 547          | 269        | 269          | 157        | 1 892        | 400          | 3          | 3        |
| 16                   | 16             | 17           | 11           | 16           | 11           | 15           | 18         | 11           | 19         | 15           | 20           | 4          | 4        |
| 701                  | 91             | 218          | 392          | 223          | 41           | 477          | 122        | 351          | 31         | 40           | 612          | 17         | 5        |
| 53                   | 49             | 51           | 55           | 47           | ...          | 56           | 53         | 57           | ...        | ...          | 53           | ...        | 6        |
| 605                  | 218            | 224          | 162          | 366          | 19           | 239          | 92         | 143          | 48         | 47           | 441          | 68         | 7        |
| 10                   | 10-            | 10-          | 21           | 10-          | ...          | 17           | 12         | 22           | ...        | ...          | 11           | 10-        | 8        |
| <b>6 013</b>         | <b>2 706</b>   | <b>2 228</b> | <b>1 080</b> | <b>4 695</b> | <b>337</b>   | <b>1 319</b> | <b>561</b> | <b>743</b>   | <b>844</b> | <b>1 090</b> | <b>3 592</b> | <b>487</b> | <b>9</b> |
| 259                  | 130            | 85           | 44           | 204          | 8            | 55           | 19         | 36           | 33         | 56           | 153          | 17         | 10       |
| 32                   | 13             | 11           | 8            | 19           | -            | 13           | 5          | 8            | 6          | 7            | 16           | 2          | 11       |
| 227                  | 118            | 73           | 36           | 185          | 8            | 42           | 15         | 28           | 27         | 49           | 137          | 15         | 12       |
| -                    | -              | -            | -            | -            | -            | -            | -          | -            | -          | -            | -            | -          | 13       |
| 5 445                | 2 508          | 2 013        | 923          | 4 331        | 322          | 1 114        | 499        | 601          | 784        | 997          | 3 204        | 460        | 14       |
| 37                   | 13             | 18           | 6            | 26           | -            | 11           | 5          | 6            | 1          | 5            | 26           | 6          | 15       |
| 5 399                | 2 495          | 1 995        | 909          | 4 303        | 320          | 1 096        | 494        | 589          | 783        | 991          | 3 170        | 454        | 16       |
| 8                    | -              | -            | 8            | 2            | 2            | 6            | -          | 6            | -          | -            | 8            | -          | 17       |
| 310                  | 67             | 130          | 113          | 160          | 7            | 150          | 43         | 107          | 27         | 38           | 235          | 10         | 18       |
| 3 487                | 1 534          | 1 503        | 450          | 2 844        | 148          | 643          | 336        | 302          | 506        | 627          | 2 014        | 340        | 19       |
| 161                  | 91             | 50           | 20           | 117          | 5            | 44           | 26         | 15           | 45         | 23           | 87           | 6          | 20       |
| 267                  | 130            | 66           | 72           | 201          | 23           | 66           | 18         | 48           | 21         | 77           | 153          | 16         | 21       |
| 177                  | 72             | 54           | 51           | 117          | 15           | 60           | 24         | 36           | 18         | 33           | 122          | 3          | 22       |
| 246                  | 122            | 59           | 65           | 190          | 17           | 56           | 7          | 49           | 26         | 66           | 149          | 4          | 23       |
| 196                  | 116            | 40           | 39           | 159          | 12           | 37           | 8          | 27           | 20         | 33           | 139          | 4          | 24       |
| 221                  | 101            | 62           | 59           | 152          | 15           | 69           | 26         | 44           | 9          | 40           | 163          | 10         | 25       |
| 230                  | 107            | 84           | 39           | 184          | 16           | 47           | 24         | 23           | 22         | 53           | 144          | 11         | 26       |
| 232                  | 104            | 104          | 24           | 189          | 11           | 43           | 29         | 14           | 23         | 55           | 139          | 15         | 27       |
| 373                  | 195            | 163          | 15           | 342          | 13           | 31           | 29         | 2            | 48         | 62           | 240          | 23         | 28       |
| 331                  | 122            | 183          | 26           | 284          | 8            | 48           | 29         | 19           | 33         | 56           | 230          | 12         | 29       |
| 241                  | 90             | 137          | 14           | 211          | 12           | 30           | 28         | 2            | 38         | 35           | 134          | 34         | 30       |
| 324                  | 120            | 187          | 17           | 273          | 2            | 51           | 37         | 14           | 64         | 50           | 145          | 64         | 31       |
| 247                  | 82             | 163          | 2            | 216          | -            | 31           | 29         | 2            | 66         | 24           | 92           | 64         | 32       |
| 81                   | 16             | 62           | 2            | 71           | -            | 10           | 8          | 2            | 19         | 11           | 31           | 20         | 33       |
| 160                  | 67             | 88           | 5            | 140          | -            | 21           | 16         | 5            | 52         | 10           | 45           | 53         | 34       |
| 504                  | 464            | 638          | 323          | 533          | 357          | 393          | 524        | 306          | 660        | 441          | 468          | 898        | 35       |
| 1 604                | 596            | 432          | 576          | 1 009        | 152          | 595          | 167        | 424          | 112        | 107          | 1 337        | 47         | 36       |
| 1 138                | 548            | 294          | 297          | 832          | 103          | 306          | 109        | 193          | 68         | 214          | 779          | 78         | 37       |
| 850                  | 481            | 273          | 95           | 719          | 35           | 131          | 67         | 60           | 87         | 211          | 441          | 111        | 38       |
| 594                  | 308            | 256          | 30           | 527          | 12           | 67           | 48         | 18           | 72         | 143          | 315          | 64         | 39       |
| 750                  | 378            | 323          | 49           | 644          | 20           | 105          | 76         | 30           | 104        | 203          | 359          | 84         | 40       |
| 364                  | 142            | 217          | 5            | 336          | 1            | 28           | 24         | 4            | 98         | 86           | 133          | 47         | 41       |
| 713                  | 252            | 434          | 28           | 627          | 14           | 86           | 69         | 14           | 302        | 126          | 230          | 55         | 42       |
| 58                   | 61             | 86           | 25-          | 68           | 29           | 30           | 52         | 25-          | 140        | 77           | 40           | 78         | 43       |
| 1 505                | 617            | 486          | 402          | 1 057        | 117          | 448          | 159        | 285          | 101        | 90           | 1 178        | 136        | 44       |
| 1 593                | 727            | 497          | 368          | 1 185        | 119          | 408          | 152        | 249          | 117        | 224          | 1 021        | 232        | 45       |
| 1 259                | 552            | 560          | 146          | 1 043        | 55           | 215          | 124        | 91           | 140        | 341          | 693          | 85         | 46       |
| 622                  | 336            | 231          | 55           | 520          | 14           | 102          | 61         | 40           | 124        | 178          | 298          | 23         | 47       |
| 355                  | 177            | 164          | 14           | 324          | 6            | 30           | 22         | 8            | 110        | 97           | 146          | 2          | 48       |
| 680                  | 297            | 289          | 94           | 564          | 25           | 116          | 44         | 70           | 253        | 161          | 257          | 10         | 49       |
| 10                   | 10             | 11           | 7            | 11           | 7            | 8            | 9          | 7            | 18         | 13           | 8            | 7          | 50       |
| 2 820                | 1 122          | 1 027        | 672          | 2 015        | 207          | 806          | 332        | 465          | 266        | 424          | 1 932        | 199        | 51       |
| 1 228                | 572            | 470          | 186          | 1 004        | 58           | 224          | 94         | 128          | 173        | 249          | 692          | 114        | 52       |
| 238                  | 128            | 78           | 32           | 206          | 11           | 32           | 11         | 21           | 47         | 47           | 114          | 30         | 53       |
| 335                  | 184            | 118          | 33           | 298          | 15           | 37           | 19         | 18           | 80         | 73           | 159          | 23         | 54       |
| 170                  | 88             | 73           | 9            | 141          | 3            | 29           | 23         | 6            | 41         | 27           | 74           | 28         | 55       |
| 161                  | 88             | 53           | 19           | 135          | 5            | 26           | 11         | 15           | 23         | 38           | 86           | 13         | 56       |
| 202                  | 129            | 64           | 9            | 180          | 2            | 22           | 14         | 7            | 46         | 50           | 83           | 23         | 57       |
| 860                  | 394            | 345          | 121          | 716          | 37           | 144          | 58         | 83           | 168        | 182          | 453          | 57         | 58       |
| 25-                  | 26             | 25-          | 25-          | 25-          | 25-          | 25-          | 25-        | 25-          | 35         | 28           | 25-          | 29         | 59       |
| 228                  | 116            | 109          | 3            | 221          | 3            | 7            | 7          | -            | 67         | 42           | 67           | 52         | 60       |
| 10                   | 6              | 3            | -            | 10           | -            | -            | -          | -            | -          | 3            | 2            | 4          | 61       |
| 5                    | 3              | 2            | -            | 5            | -            | -            | -          | -            | -          | 2            | 3            | -          | 62       |
| 5                    | 2              | 3            | -            | 5            | -            | -            | -          | -            | -          | 5            | -            | -          | 63       |
| 15                   | 3              | 12           | -            | 11           | -            | 4            | 4          | -            | 3          | 2            | 4            | 6          | 64       |
| 48                   | 15             | 29           | 3            | 48           | 3            | -            | -          | -            | 7          | 6            | 22           | 12         | 65       |
| 36                   | 7              | 29           | -            | 36           | -            | -            | -          | -            | 6          | 5            | 6            | 19         | 66       |
| 23                   | 18             | 5            | -            | 23           | -            | -            | -          | -            | 9          | 4            | 7            | 3          | 67       |
| 87                   | 61             | 26           | -            | 84           | -            | 3            | 3          | -            | 41         | 14           | 23           | 8          | 68       |
| 137                  | 143            | 136          | ...          | 139          | ...          | ...          | ...        | ...          | 170        | ...          | 128          | ...        | 69       |
| 314                  | 68             | 243          | 2            | 236          | 2            | 78           | 75         | -            | 1          | 46           | 235          | 32         | 70       |
| 28                   | 13             | 32           | ...          | 30           | ...          | 23           | 24         | ...          | ...        | ...          | 25           | ...        | 71       |
| 19                   | 3              | 16           | -            | 17           | -            | 2            | 2          | -            | -          | 3            | 16           | -          | 72       |
| ...                  | ...            | ...          | ...          | ...          | ...          | ...          | ...        | ...          | ...        | ...          | ...          | ...        | 73       |
| 23                   | 18             | 5            | -            | 23           | -            | -            | -          | -            | -          | -            | 23           | -          | 74       |
| ...                  | ...            | ...          | ...          | ...          | ...          | ...          | ...        | ...          | ...        | ...          | ...          | ...        | 75       |



**Table 5-14. Value, Purchase Price, and Source of Down Payment—Owner Occupied Units With**

[Numbers in thousands. Consistent with the 1990 Census. ... means not applicable or sample too small. — means zero or rounds to zero]

| Characteristics  | Total occupied units | Tenure        |        | Housing unit characteristics |               |                   |               |                             | Household characteristics |                     |  |
|--|----------------------|---------------|--------|------------------------------|---------------|-------------------|---------------|-----------------------------|---------------------------|---------------------|--|
|  |                      | Owner         | Renter | New construction 4 years     | Mobile homes  | Physical problems |               | Elderly (65 years and over) | Moved in past year        | Below poverty level |  |
|  |                      |               |        |                              |               | Severe            | Moderate      |                             |                           |                     |  |
| <b>1 Total</b> .....                                     | <b>6 013</b>         | <b>6 013</b>  | ...    | <b>499</b>                   | <b>493</b>    | <b>104</b>        | <b>439</b>    | <b>1 354</b>                | <b>447</b>                | <b>1 008</b>        |  |
| <b>Value</b>   |                      |               |        |                              |               |                   |               |                             |                           |                     |  |
| 2 Less than \$10,000 .....                               | 194                  | 194           | ...    | 27                           | 134           | 4                 | 38            | 42                          | 17                        | 67                  |  |
| 3 \$10,000 to \$19,999 .....                             | 200                  | 200           | ...    | 25                           | 83            | 8                 | 35            | 79                          | 18                        | 66                  |  |
| 4 \$20,000 to \$29,999 .....                             | 262                  | 262           | ...    | 54                           | 88            | 6                 | 49            | 68                          | 13                        | 83                  |  |
| 5 \$30,000 to \$39,999 .....                             | 401                  | 401           | ...    | 34                           | 51            | 11                | 72            | 128                         | 18                        | 110                 |  |
| 6 \$40,000 to \$49,999 .....                             | 411                  | 411           | ...    | 46                           | 64            | 2                 | 40            | 86                          | 16                        | 92                  |  |
| 7 \$50,000 to \$59,999 .....                             | 462                  | 462           | ...    | 32                           | 32            | 7                 | 29            | 115                         | 25                        | 82                  |  |
| 8 \$60,000 to \$69,999 .....                             | 539                  | 539           | ...    | 22                           | 22            | 7                 | 23            | 137                         | 36                        | 82                  |  |
| 9 \$70,000 to \$79,999 .....                             | 525                  | 525           | ...    | 14                           | 6             | 9                 | 26            | 119                         | 41                        | 68                  |  |
| 10 \$80,000 to \$99,999 .....                            | 943                  | 943           | ...    | 53                           | 4             | 13                | 45            | 165                         | 73                        | 101                 |  |
| 11 \$100,000 to \$119,999 .....                          | 476                  | 476           | ...    | 24                           | 9             | 18                | 21            | 94                          | 43                        | 73                  |  |
| 12 \$120,000 to \$149,999 .....                          | 604                  | 604           | ...    | 51                           | —             | 9                 | 33            | 124                         | 47                        | 66                  |  |
| 13 \$150,000 to \$199,999 .....                          | 514                  | 514           | ...    | 61                           | —             | 8                 | 10            | 111                         | 50                        | 63                  |  |
| 14 \$200,000 to \$249,999 .....                          | 215                  | 215           | ...    | 27                           | —             | —                 | 5             | 40                          | 20                        | 23                  |  |
| 15 \$250,000 to \$299,999 .....                          | 112                  | 112           | ...    | 12                           | —             | 2                 | 2             | 14                          | 18                        | 15                  |  |
| 16 \$300,000 or more .....                               | 157                  | 157           | ...    | 19                           | —             | 2                 | 10            | 31                          | 13                        | 18                  |  |
| <b>17 Median</b> .....                                   | <b>80 302</b>        | <b>80 302</b> | ...    | <b>77 334</b>                | <b>23 392</b> | <b>79 079</b>     | <b>46 132</b> | <b>71 751</b>               | <b>91 127</b>             | <b>60 555</b>       |  |
| <b>Ratio of Value to Current Income</b>                  |                      |               |        |                              |               |                   |               |                             |                           |                     |  |
| 18 Less than 1.5 .....                                   | 1 890                | 1 890         | ...    | 165                          | 322           | 27                | 139           | 248                         | 128                       | 73                  |  |
| 19 1.5 to 1.9 .....                                      | 893                  | 893           | ...    | 69                           | 34            | 11                | 56            | 98                          | 69                        | 41                  |  |
| 20 2.0 to 2.4 .....                                      | 578                  | 578           | ...    | 54                           | 14            | 18                | 34            | 89                          | 50                        | 38                  |  |
| 21 2.5 to 2.9 .....                                      | 520                  | 520           | ...    | 67                           | 30            | 10                | 42            | 107                         | 66                        | 46                  |  |
| 22 3.0 to 3.9 .....                                      | 561                  | 561           | ...    | 37                           | 15            | 5                 | 29            | 153                         | 57                        | 39                  |  |
| 23 4.0 to 4.9 .....                                      | 314                  | 314           | ...    | 40                           | 22            | 10                | 17            | 104                         | 15                        | 73                  |  |
| 24 5.0 or more .....                                     | 1 110                | 1 110         | ...    | 57                           | 36            | 22                | 105           | 517                         | 52                        | 558                 |  |
| 25 Zero or negative income .....                         | 146                  | 146           | ...    | 9                            | 20            | 1                 | 17            | 39                          | 9                         | 140                 |  |
| <b>26 Median</b> .....                                   | <b>2.1</b>           | <b>2.1</b>    | ...    | <b>2.1</b>                   | <b>1.5-</b>   | <b>2.4</b>        | <b>2.2</b>    | <b>3.8</b>                  | <b>2.2</b>                | <b>5.0+</b>         |  |
| <b>Other Activities on Property</b>                      |                      |               |        |                              |               |                   |               |                             |                           |                     |  |
| 27 Medical or commercial establishment.....              | 55                   | 55            | ...    | 6                            | 4             | —                 | 3             | 14                          | 2                         | 8                   |  |
| 28 Neither .....   | 5 958                | 5 958         | ...    | 494                          | 489           | 104               | 436           | 1 340                       | 445                       | 1 000               |  |
| <b>Year Unit Acquired</b>                                |                      |               |        |                              |               |                   |               |                             |                           |                     |  |
| 29 2000 to 2004 .....                                    | —                    | —             | ...    | —                            | —             | —                 | —             | —                           | —                         | —                   |  |
| 30 1995 to 1999 .....                                    | 1 797                | 1 797         | ...    | 499                          | 308           | 31                | 74            | 94                          | 330                       | 240                 |  |
| 31 1990 to 1994 .....                                    | 1 134                | 1 134         | ...    | —                            | 97            | 19                | 67            | 91                          | 58                        | 137                 |  |
| 32 1985 to 1989 .....                                    | 736                  | 736           | ...    | —                            | 39            | 11                | 36            | 107                         | 23                        | 100                 |  |
| 33 1980 to 1984 .....                                    | 410                  | 410           | ...    | —                            | 16            | 11                | 33            | 112                         | 9                         | 57                  |  |
| 34 1975 to 1979 .....                                    | 552                  | 552           | ...    | —                            | 18            | 3                 | 47            | 141                         | 9                         | 112                 |  |
| 35 1970 to 1974 .....                                    | 451                  | 451           | ...    | —                            | 14            | 8                 | 47            | 173                         | 4                         | 88                  |  |
| 36 1960 to 1969 .....                                    | 561                  | 561           | ...    | —                            | 1             | 14                | 79            | 335                         | —                         | 147                 |  |
| 37 1950 to 1959 .....                                    | 254                  | 254           | ...    | —                            | —             | 5                 | 32            | 214                         | 5                         | 75                  |  |
| 38 1940 to 1949 .....                                    | 78                   | 78            | ...    | —                            | —             | —                 | 14            | 64                          | 5                         | 38                  |  |
| 39 1939 or earlier.....                                  | 40                   | 40            | ...    | —                            | —             | 1                 | 9             | 23                          | 3                         | 13                  |  |
| <b>40 Median</b> .....                                   | <b>1989</b>          | <b>1989</b>   | ...    | <b>1995+</b>                 | <b>1995+</b>  | <b>1989</b>       | <b>1979</b>   | <b>1971</b>                 | <b>1995+</b>              | <b>1983</b>         |  |
| <b>First Time Owners</b>                                 |                      |               |        |                              |               |                   |               |                             |                           |                     |  |
| 41 First home ever owned .....                           | 4 066                | 4 066         | ...    | 327                          | 352           | 72                | 342           | 889                         | 266                       | 719                 |  |
| 42 Not first home .....                                  | 1 840                | 1 840         | ...    | 168                          | 135           | 31                | 88            | 453                         | 164                       | 269                 |  |
| 43 Not reported .....                                    | 107                  | 107           | ...    | 4                            | 6             | 1                 | 9             | 12                          | 17                        | 20                  |  |
| <b>Purchase Price</b>                                    |                      |               |        |                              |               |                   |               |                             |                           |                     |  |
| 44 Home purchased or built .....                         | 5 570                | 5 570         | ...    | 489                          | 467           | 90                | 379           | 1 247                       | 409                       | 890                 |  |
| 45 Less than \$10,000 .....                              | 442                  | 442           | ...    | 13                           | 60            | 12                | 103           | 241                         | 11                        | 127                 |  |
| 46 \$10,000 to \$19,999 .....                            | 784                  | 784           | ...    | 23                           | 79            | 14                | 102           | 350                         | 17                        | 191                 |  |
| 47 \$20,000 to \$29,999 .....                            | 579                  | 579           | ...    | 39                           | 70            | 5                 | 33            | 162                         | 21                        | 114                 |  |
| 48 \$30,000 to \$39,999 .....                            | 475                  | 475           | ...    | 52                           | 76            | 6                 | 21            | 87                          | 14                        | 95                  |  |
| 49 \$40,000 to \$49,999 .....                            | 377                  | 377           | ...    | 29                           | 21            | 6                 | 11            | 54                          | 8                         | 27                  |  |
| 50 \$50,000 to \$59,999 .....                            | 413                  | 413           | ...    | 35                           | 48            | 5                 | 9             | 39                          | 31                        | 59                  |  |
| 51 \$60,000 to \$69,999 .....                            | 303                  | 303           | ...    | 9                            | 4             | 1                 | 7             | 25                          | 29                        | 13                  |  |
| 52 \$70,000 to \$79,999 .....                            | 321                  | 321           | ...    | 19                           | —             | 8                 | 8             | 32                          | 22                        | 21                  |  |
| 53 \$80,000 to \$99,999 .....                            | 425                  | 425           | ...    | 69                           | 32            | 8                 | 4             | 22                          | 77                        | 31                  |  |
| 54 \$100,000 to \$119,999 .....                          | 160                  | 160           | ...    | 23                           | —             | 2                 | 7             | 17                          | 18                        | 8                   |  |
| 55 \$120,000 to \$149,999 .....                          | 273                  | 273           | ...    | 49                           | —             | 7                 | 2             | 25                          | 45                        | 11                  |  |
| 56 \$150,000 to \$199,999 .....                          | 193                  | 193           | ...    | 46                           | —             | 3                 | 2             | —                           | 28                        | 11                  |  |
| 57 \$200,000 to \$249,999 .....                          | 74                   | 74            | ...    | 27                           | —             | —                 | —             | 1                           | 16                        | 3                   |  |
| 58 \$250,000 to \$299,999 .....                          | 43                   | 43            | ...    | 8                            | —             | —                 | —             | 3                           | 9                         | 3                   |  |
| 59 \$300,000 or more .....                               | 33                   | 33            | ...    | 7                            | —             | —                 | —             | 5                           | 13                        | —                   |  |
| 60 Not reported .....                                    | 673                  | 673           | ...    | 41                           | 76            | 13                | 69            | 185                         | 50                        | 176                 |  |
| <b>61 Median</b> .....                                   | <b>44 447</b>        | <b>44 447</b> | ...    | <b>81 739</b>                | <b>27 991</b> | <b>42 294</b>     | <b>15 108</b> | <b>18 287</b>               | <b>86 822</b>             | <b>23 496</b>       |  |
| 62 Received as inheritance or gift .....                 | 324                  | 324           | ...    | 8                            | 24            | 13                | 46            | 89                          | 25                        | 92                  |  |
| 63 Not reported .....                                    | 120                  | 120           | ...    | 3                            | 2             | 1                 | 14            | 18                          | 12                        | 26                  |  |
| <b>Major Source of Down Payment</b>                      |                      |               |        |                              |               |                   |               |                             |                           |                     |  |
| 64 Home purchased or built .....                         | 5 570                | 5 570         | ...    | 489                          | 467           | 90                | 379           | 1 247                       | 409                       | 890                 |  |
| 65 Sale of previous home .....                           | 696                  | 696           | ...    | 72                           | 47            | 8                 | 19            | 173                         | 54                        | 104                 |  |
| 66 Savings or cash on hand .....                         | 3 536                | 3 536         | ...    | 345                          | 321           | 58                | 221           | 771                         | 262                       | 533                 |  |
| 67 Sale of other investment .....                        | 43                   | 43            | ...    | 5                            | —             | 2                 | 1             | 6                           | 7                         | 1                   |  |
| 68 Borrowing, other than mortgage on this property ..... | 224                  | 224           | ...    | 2                            | 23            | 1                 | 30            | 74                          | 12                        | 54                  |  |
| 69 Inheritance or gift .....                             | 91                   | 91            | ...    | 6                            | 2             | 3                 | 18            | 13                          | 19                        | 17                  |  |
| 70 Land where building built used for financing .....    | 57                   | 57            | ...    | 7                            | 20            | —                 | 9             | 4                           | —                         | 11                  |  |
| 71 Other .....   | 217                  | 217           | ...    | 18                           | 7             | 6                 | 14            | 48                          | 11                        | 34                  |  |
| 72 No down payment .....                                 | 523                  | 523           | ...    | 25                           | 38            | 11                | 60            | 130                         | 25                        | 108                 |  |
| 73 Not reported .....                                    | 182                  | 182           | ...    | 10                           | 8             | —                 | 7             | 28                          | 20                        | 26                  |  |

# Black Householder

| Total occupied units | In MSAs        |               | Outside MSAs  | Urban         |               | Rural         |               |               | Regions        |               |               |                |           |
|----------------------|----------------|---------------|---------------|---------------|---------------|---------------|---------------|---------------|----------------|---------------|---------------|----------------|-----------|
|                      | Central cities | Suburbs       |               | Total         | Outside MSAs  | Total         | Suburbs       | Outside MSAs  | Northeast      | Midwest       | South         | West           |           |
| <b>6 013</b>         | <b>2 706</b>   | <b>2 228</b>  | <b>1 080</b>  | <b>4 695</b>  | <b>337</b>    | <b>1 319</b>  | <b>561</b>    | <b>743</b>    | <b>844</b>     | <b>1 090</b>  | <b>3 592</b>  | <b>487</b>     | <b>1</b>  |
| 194                  | 43             | 35            | 116           | 79            | 26            | 115           | 24            | 90            | 19             | 12            | 158           | 5              | 2         |
| 200                  | 81             | 35            | 84            | 106           | 20            | 94            | 30            | 64            | 23             | 30            | 144           | 3              | 3         |
| 262                  | 99             | 70            | 92            | 183           | 30            | 79            | 17            | 62            | 20             | 34            | 204           | 4              | 4         |
| 401                  | 186            | 88            | 127           | 302           | 46            | 99            | 18            | 81            | 55             | 93            | 247           | 5              | 5         |
| 411                  | 210            | 76            | 125           | 271           | 24            | 140           | 37            | 101           | 42             | 85            | 279           | 5              | 6         |
| 462                  | 245            | 108           | 110           | 352           | 43            | 110           | 41            | 67            | 50             | 93            | 318           | 2              | 7         |
| 539                  | 296            | 169           | 73            | 453           | 37            | 86            | 46            | 36            | 54             | 122           | 347           | 15             | 8         |
| 525                  | 263            | 192           | 71            | 434           | 19            | 92            | 40            | 52            | 49             | 120           | 342           | 14             | 9         |
| 943                  | 443            | 380           | 120           | 771           | 33            | 172           | 85            | 87            | 89             | 214           | 593           | 47             | 10        |
| 476                  | 196            | 221           | 59            | 381           | 28            | 95            | 63            | 32            | 67             | 99            | 262           | 49             | 11        |
| 604                  | 229            | 325           | 50            | 513           | 20            | 91            | 58            | 30            | 132            | 71            | 321           | 80             | 12        |
| 514                  | 206            | 277           | 31            | 430           | 9             | 84            | 59            | 22            | 115            | 67            | 224           | 107            | 13        |
| 215                  | 88             | 116           | 12            | 188           | —             | 28            | 16            | 12            | 64             | 29            | 57            | 66             | 14        |
| 112                  | 50             | 59            | 2             | 105           | —             | 6             | 4             | 2             | 32             | 17            | 30            | 32             | 15        |
| 157                  | 72             | 77            | 8             | 127           | 2             | 30            | 23            | 6             | 31             | 6             | 68            | 52             | 16        |
| <b>80 302</b>        | <b>77 331</b>  | <b>97 985</b> | <b>49 706</b> | <b>84 386</b> | <b>55 284</b> | <b>62 640</b> | <b>86 504</b> | <b>47 389</b> | <b>105 893</b> | <b>76 444</b> | <b>72 912</b> | <b>156 834</b> | <b>17</b> |
| 1 890                | 826            | 621           | 443           | 1 396         | 139           | 494           | 190           | 304           | 250            | 379           | 1 186         | 75             | 18        |
| 893                  | 412            | 361           | 120           | 759           | 47            | 135           | 57            | 73            | 132            | 170           | 531           | 61             | 19        |
| 578                  | 223            | 269           | 86            | 467           | 23            | 112           | 49            | 63            | 74             | 111           | 347           | 46             | 20        |
| 520                  | 214            | 227           | 79            | 429           | 32            | 91            | 44            | 47            | 66             | 97            | 293           | 64             | 21        |
| 561                  | 242            | 264           | 56            | 434           | 24            | 128           | 93            | 32            | 73             | 87            | 343           | 59             | 22        |
| 314                  | 149            | 110           | 56            | 236           | 17            | 79            | 36            | 39            | 41             | 32            | 207           | 35             | 23        |
| 1 110                | 553            | 339           | 218           | 867           | 54            | 243           | 76            | 164           | 183            | 183           | 603           | 142            | 24        |
| 146                  | 86             | 37            | 22            | 108           | —             | 38            | 16            | 22            | 25             | 31            | 83            | 6              | 25        |
| <b>2.1</b>           | <b>2.2</b>     | <b>2.2</b>    | <b>1.9</b>    | <b>2.1</b>    | <b>1.8</b>    | <b>2.1</b>    | <b>2.3</b>    | <b>1.9</b>    | <b>2.2</b>     | <b>1.9</b>    | <b>2.1</b>    | <b>3.0</b>     | <b>26</b> |
| 55                   | 25             | 26            | 4             | 44            | 2             | 11            | 9             | 2             | 15             | 8             | 29            | 3              | 27        |
| <b>5 958</b>         | <b>2 681</b>   | <b>2 201</b>  | <b>1 076</b>  | <b>4 651</b>  | <b>335</b>    | <b>1 308</b>  | <b>552</b>    | <b>741</b>    | <b>828</b>     | <b>1 083</b>  | <b>3 564</b>  | <b>484</b>     | <b>28</b> |
| —                    | —              | —             | —             | —             | —             | —             | —             | —             | —              | —             | —             | —              | 29        |
| 1 797                | 636            | 822           | 339           | 1 347         | 94            | 450           | 202           | 245           | 240            | 298           | 1 083         | 175            | 30        |
| 1 134                | 491            | 470           | 173           | 904           | 50            | 230           | 107           | 123           | 98             | 222           | 729           | 85             | 31        |
| 736                  | 335            | 283           | 119           | 571           | 36            | 165           | 83            | 82            | 116            | 138           | 426           | 57             | 32        |
| 410                  | 191            | 143           | 77            | 309           | 21            | 101           | 40            | 55            | 73             | 62            | 253           | 23             | 33        |
| 552                  | 298            | 155           | 99            | 445           | 29            | 107           | 37            | 70            | 82             | 95            | 330           | 45             | 34        |
| 451                  | 214            | 149           | 88            | 348           | 22            | 102           | 34            | 66            | 63             | 106           | 250           | 32             | 35        |
| 561                  | 320            | 124           | 117           | 467           | 56            | 95            | 32            | 60            | 93             | 112           | 305           | 52             | 36        |
| 254                  | 148            | 66            | 41            | 205           | 12            | 49            | 20            | 29            | 48             | 33            | 160           | 13             | 37        |
| 78                   | 50             | 10            | 18            | 60            | 4             | 18            | 2             | 14            | 15             | 18            | 41            | 4              | 38        |
| 40                   | 23             | 7             | 10            | 37            | 10            | 2             | 2             | —             | 16             | 7             | 15            | 2              | 39        |
| <b>1989</b>          | <b>1987</b>    | <b>1992</b>   | <b>1989</b>   | <b>1989</b>   | <b>1987</b>   | <b>1990</b>   | <b>1991</b>   | <b>1990</b>   | <b>1986</b>    | <b>1989</b>   | <b>1990</b>   | <b>1991</b>    | <b>40</b> |
| 4 066                | 1 970          | 1 295         | 801           | 3 186         | 252           | 880           | 322           | 549           | 612            | 696           | 2 492         | 266            | 41        |
| 1 840                | 683            | 889           | 268           | 1 415         | 85            | 425           | 237           | 183           | 193            | 380           | 1 051         | 217            | 42        |
| 107                  | 52             | 44            | 11            | 94            | —             | 13            | 2             | 11            | 38             | 15            | 49            | 5              | 43        |
| 5 570                | 2 482          | 2 095         | 993           | 4 353         | 310           | 1 217         | 520           | 683           | 768            | 1 029         | 3 311         | 462            | 44        |
| 442                  | 208            | 92            | 142           | 311           | 48            | 131           | 34            | 94            | 69             | 79            | 281           | 14             | 45        |
| 784                  | 438            | 155           | 192           | 602           | 62            | 182           | 51            | 129           | 92             | 195           | 454           | 44             | 46        |
| 579                  | 305            | 157           | 117           | 452           | 32            | 127           | 41            | 85            | 72             | 127           | 337           | 44             | 47        |
| 475                  | 210            | 144           | 122           | 349           | 36            | 126           | 38            | 85            | 53             | 79            | 328           | 15             | 48        |
| 377                  | 179            | 119           | 78            | 297           | 33            | 79            | 31            | 45            | 32             | 80            | 244           | 20             | 49        |
| 413                  | 190            | 127           | 96            | 325           | 34            | 88            | 26            | 62            | 35             | 84            | 282           | 12             | 50        |
| 303                  | 143            | 139           | 21            | 267           | 12            | 36            | 27            | 9             | 25             | 54            | 212           | 12             | 51        |
| 321                  | 131            | 170           | 20            | 282           | 5             | 39            | 24            | 15            | 52             | 55            | 194           | 19             | 52        |
| 425                  | 148            | 249           | 28            | 320           | 5             | 105           | 79            | 24            | 49             | 68            | 253           | 56             | 53        |
| 160                  | 48             | 108           | 4             | 135           | 2             | 25            | 23            | 2             | 23             | 19            | 78            | 40             | 54        |
| 273                  | 75             | 186           | 12            | 245           | 7             | 27            | 22            | 5             | 69             | 17            | 128           | 60             | 55        |
| 193                  | 73             | 118           | 2             | 165           | —             | 28            | 26            | 2             | 48             | 32            | 56            | 57             | 56        |
| 74                   | 14             | 60            | —             | 61            | —             | 12            | 12            | —             | 23             | 12            | 25            | 14             | 57        |
| 43                   | 6              | 38            | —             | 34            | —             | 10            | 10            | —             | 5              | 1             | 15            | 22             | 58        |
| 33                   | 9              | 25            | —             | 26            | —             | 7             | 7             | —             | 8              | 2             | 12            | 11             | 59        |
| 673                  | 304            | 210           | 159           | 479           | 34            | 194           | 69            | 125           | 114            | 125           | 411           | 23             | 60        |
| <b>44 447</b>        | <b>36 525</b>  | <b>70 608</b> | <b>27 117</b> | <b>47 464</b> | <b>28 629</b> | <b>35 679</b> | <b>61 709</b> | <b>26 554</b> | <b>52 538</b>  | <b>36 553</b> | <b>42 069</b> | <b>94 388</b>  | <b>61</b> |
| 324                  | 162            | 85            | 77            | 235           | 27            | 90            | 39            | 50            | 42             | 43            | 220           | 19             | 62        |
| 120                  | 62             | 47            | 10            | 107           | —             | 13            | 2             | 10            | 33             | 18            | 62            | 6              | 63        |
| 5 570                | 2 482          | 2 095         | 993           | 4 353         | 310           | 1 217         | 520           | 683           | 768            | 1 029         | 3 311         | 462            | 64        |
| 696                  | 229            | 394           | 73            | 538           | 22            | 158           | 105           | 51            | 70             | 146           | 393           | 87             | 65        |
| 3 536                | 1 691          | 1 290         | 555           | 2 864         | 179           | 671           | 288           | 377           | 570            | 680           | 2 012         | 274            | 66        |
| 43                   | 15             | 26            | 2             | 35            | —             | 8             | 5             | 2             | 10             | 8             | 25            | —              | 67        |
| 224                  | 96             | 55            | 74            | 169           | 26            | 55            | 6             | 47            | 19             | 45            | 140           | 21             | 68        |
| 91                   | 53             | 25            | 13            | 85            | 9             | 6             | 2             | 4             | 10             | 18            | 56            | 7              | 69        |
| 57                   | 3              | 27            | 7             | 34            | 2             | 50            | 25            | 25            | —              | —             | 57            | —              | 70        |
| 217                  | 99             | 70            | 48            | 159           | 9             | 58            | 18            | 39            | 28             | 34            | 134           | 21             | 71        |
| 523                  | 195            | 155           | 172           | 349           | 57            | 174           | 56            | 115           | 19             | 59            | 399           | 46             | 72        |
| 182                  | 101            | 53            | 28            | 147           | 5             | 36            | 13            | 22            | 42             | 39            | 95            | 6              | 73        |

**Table 5-15. Mortgage Characteristics—Owner Occupied Units With Black Householder**

[Numbers in thousands. Consistent with the 1990 Census. ... means not applicable or sample too small. — means zero or rounds to zero]

| Characteristics  | Total occupied units | Tenure       |        | Housing unit characteristics |              |                   |            | Household characteristics   |                    |                     |
|--|----------------------|--------------|--------|------------------------------|--------------|-------------------|------------|-----------------------------|--------------------|---------------------|
|  |                      | Owner        | Renter | New construction 4 years     | Mobile homes | Physical problems |            | Elderly (65 years and over) | Moved in past year | Below poverty level |
|  |                      |              |        |                              |              | Severe            | Moderate   |                             |                    |                     |
| <b>1 Total</b> .....   | <b>6 013</b>         | <b>6 013</b> | ...    | <b>499</b>                   | <b>493</b>   | <b>104</b>        | <b>439</b> | <b>1 354</b>                | <b>447</b>         | <b>1 008</b>        |
| <b>Mortgages Currently on Property</b>                         |                      |              |        |                              |              |                   |            |                             |                    |                     |
| 2 None, owned free and clear .....                             | 2 086                | 2 086        | ...    | 90                           | 207          | 46                | 252        | 816                         | 62                 | 576                 |
| 3 Regular and home equity mortgages <sup>1</sup> .....         | 372                  | 372          | ...    | 28                           | 7            | 2                 | 10         | 56                          | 10                 | 13                  |
| 4 Regular mortgage only .....                                  | 2 846                | 2 846        | ...    | 365                          | 255          | 45                | 111        | 338                         | 326                | 316                 |
| 5 Home equity mortgage only .....                              | 208                  | 208          | ...    | 9                            | 8            | —                 | 24         | 55                          | —                  | 34                  |
| 6 With regular mortgage, home equity not reported .....        | 269                  | 269          | ...    | —                            | —            | —                 | —          | —                           | —                  | —                   |
| 7 No regular mortgage, home equity not reported ..             | 232                  | 232          | ...    | 8                            | 13           | 12                | 25         | 41                          | 28                 | 47                  |
| <b>Number of Regular and Home Equity Mortgages<sup>1</sup></b> |                      |              |        |                              |              |                   |            |                             |                    |                     |
| 8 1 mortgage .....   | 2 745                | 2 745        | ...    | 360                          | 255          | 40                | 105        | 336                         | 320                | 303                 |
| 9 2 mortgages .....  | 427                  | 427          | ...    | 33                           | 7            | 6                 | 13         | 55                          | 17                 | 25                  |
| 10 3 mortgages or more .....                                   | 34                   | 34           | ...    | —                            | —            | —                 | 3          | 2                           | —                  | 1                   |
| 11 Number not reported .....                                   | 281                  | 281          | ...    | —                            | 4            | —                 | 16         | 49                          | 28                 | 20                  |
| <b>Type of Home Equity Mortgage</b>                            |                      |              |        |                              |              |                   |            |                             |                    |                     |
| 12 Units with 1 or more home equity mortgages .....            | 580                  | 580          | ...    | 36                           | 15           | 2                 | 34         | 111                         | 10                 | 48                  |
| 13 Lump sum only .....   | 326                  | 326          | ...    | 27                           | 6            | 1                 | 23         | 64                          | 8                  | 32                  |
| 14 Credit line only .....                                      | 224                  | 224          | ...    | 10                           | 2            | —                 | 8          | 43                          | 3                  | 15                  |
| 15 With outstanding balance .....                              | 123                  | 123          | ...    | 5                            | 2            | —                 | 4          | 23                          | —                  | 7                   |
| 16 Both .....  | —                    | —            | ...    | —                            | —            | —                 | —          | —                           | —                  | —                   |
| 17 Type not reported .....                                     | 30                   | 30           | ...    | —                            | 7            | 1                 | 3          | 5                           | —                  | 1                   |
| <b>OWNERS WITH ONE OR MORE REGULAR MORTGAGES</b>               |                      |              |        |                              |              |                   |            |                             |                    |                     |
| <b>18 Total</b> .....  | <b>3 487</b>         | <b>3 487</b> | ...    | <b>393</b>                   | <b>266</b>   | <b>47</b>         | <b>137</b> | <b>442</b>                  | <b>364</b>         | <b>350</b>          |
| <b>Type of Primary Mortgage</b>                                |                      |              |        |                              |              |                   |            |                             |                    |                     |
| 19 FHA .....   | 981                  | 981          | ...    | 100                          | 19           | 17                | 31         | 79                          | 116                | 79                  |
| 20 VA .....  | 265                  | 265          | ...    | 16                           | —            | 5                 | 3          | 24                          | 19                 | 27                  |
| 21 Farmers Home Administration .....                           | 52                   | 52           | ...    | 11                           | 9            | 5                 | 3          | 16                          | 11                 | 13                  |
| 22 Other types .....   | 1 815                | 1 815        | ...    | 261                          | 227          | 15                | 83         | 244                         | 189                | 203                 |
| 23 Don't know .....  | 18                   | 18           | ...    | —                            | —            | 4                 | —          | —                           | —                  | —                   |
| 24 Not reported .....  | 355                  | 355          | ...    | 5                            | 10           | —                 | 17         | 78                          | 30                 | 28                  |
| <b>Lower Cost State and Local Mortgages</b>                    |                      |              |        |                              |              |                   |            |                             |                    |                     |
| 25 State or local program used .....                           | 539                  | 539          | ...    | 38                           | 9            | 9                 | 14         | 69                          | 51                 | 63                  |
| 26 Not used .....  | 2 584                | 2 584        | ...    | 352                          | 244          | 37                | 103        | 298                         | 286                | 256                 |
| 27 Not reported .....  | 365                  | 365          | ...    | 2                            | 13           | —                 | 20         | 75                          | 27                 | 31                  |
| <b>Mortgage Origination</b>                                    |                      |              |        |                              |              |                   |            |                             |                    |                     |
| 28 Placed new mortgage(s) .....                                | 3 426                | 3 426        | ...    | 390                          | 262          | 44                | 130        | 433                         | 360                | 343                 |
| 29 Primary obtained when property acquired .....               | 2 749                | 2 749        | ...    | 364                          | 251          | 34                | 99         | 267                         | 348                | 286                 |
| 30 Obtained later .....  | 677                  | 677          | ...    | 26                           | 11           | 9                 | 31         | 166                         | 12                 | 57                  |
| 31 Assumed .....   | 44                   | 44           | ...    | 2                            | 3            | —                 | 5          | 9                           | —                  | 5                   |
| 32 Wrap-around .....   | 4                    | 4            | ...    | —                            | —            | —                 | —          | —                           | 4                  | 1                   |
| 33 Combination of the above .....                              | 12                   | 12           | ...    | —                            | —            | 3                 | 3          | —                           | —                  | —                   |
| <b>Payment Plan of Primary Mortgage</b>                        |                      |              |        |                              |              |                   |            |                             |                    |                     |
| 34 Fixed payment, self-amortizing .....                        | 2 680                | 2 680        | ...    | 320                          | 210          | 29                | 103        | 300                         | 283                | 241                 |
| 35 Adjustable rate mortgage .....                              | 139                  | 139          | ...    | 17                           | 4            | 7                 | 1          | 7                           | 11                 | 5                   |
| 36 Adjustable term mortgage .....                              | 46                   | 46           | ...    | 17                           | 15           | —                 | 7          | 5                           | 17                 | 10                  |
| 37 Graduated payment mortgage .....                            | 32                   | 32           | ...    | 7                            | 2            | —                 | 2          | 2                           | 6                  | 7                   |
| 38 Balloon .....   | 22                   | 22           | ...    | 4                            | 9            | —                 | —          | 5                           | 1                  | 13                  |
| 39 Other .....   | —                    | —            | ...    | —                            | —            | —                 | —          | —                           | —                  | —                   |
| 40 Combination of the above .....                              | 14                   | 14           | ...    | —                            | —            | —                 | 1          | —                           | 2                  | —                   |
| 41 Not reported .....  | 554                  | 554          | ...    | 28                           | 25           | 10                | 23         | 123                         | 44                 | 73                  |
| <b>Payment Plan of Secondary Mortgage</b>                      |                      |              |        |                              |              |                   |            |                             |                    |                     |
| 42 Units with two or more mortgages .....                      | 135                  | 135          | ...    | 5                            | —            | 4                 | 8          | 4                           | 6                  | 14                  |
| 43 Fixed payment, self-amortizing .....                        | 118                  | 118          | ...    | 5                            | —            | 4                 | 8          | 4                           | 6                  | 12                  |
| 44 Adjustable rate mortgage .....                              | 2                    | 2            | ...    | —                            | —            | —                 | —          | —                           | —                  | —                   |
| 45 Adjustable term mortgage .....                              | 9                    | 9            | ...    | —                            | —            | —                 | —          | —                           | —                  | 2                   |
| 46 Graduated payment mortgage .....                            | 3                    | 3            | ...    | —                            | —            | —                 | —          | —                           | —                  | —                   |
| 47 Balloon .....   | 1                    | 1            | ...    | —                            | —            | —                 | —          | —                           | —                  | —                   |
| 48 Other .....   | —                    | —            | ...    | —                            | —            | —                 | —          | —                           | —                  | —                   |
| 49 Combination of the above .....                              | —                    | —            | ...    | —                            | —            | —                 | —          | —                           | —                  | —                   |
| 50 Not reported .....  | 3                    | 3            | ...    | —                            | —            | —                 | —          | —                           | —                  | —                   |
| <b>Lenders of Primary and Secondary Mortgages</b>              |                      |              |        |                              |              |                   |            |                             |                    |                     |
| 51 Only borrowed from firm(s) .....                            | 3 001                | 3 001        | ...    | 378                          | 240          | 43                | 108        | 357                         | 320                | 301                 |
| 52 Only borrowed from seller .....                             | 41                   | 41           | ...    | —                            | 6            | —                 | 4          | —                           | 6                  | 8                   |
| 53 Only borrowed from other individual(s) .....                | 31                   | 31           | ...    | 2                            | 7            | —                 | —          | 3                           | 9                  | 12                  |
| 54 Borrowed from a firm and seller .....                       | 2                    | 2            | ...    | —                            | —            | —                 | —          | —                           | —                  | —                   |
| 55 Borrowed from a firm and other individual .....             | —                    | —            | ...    | —                            | —            | —                 | —          | —                           | —                  | —                   |
| 56 Borrowed from seller and other individual .....             | —                    | —            | ...    | —                            | —            | —                 | —          | —                           | —                  | —                   |
| 57 One or both sources not reported .....                      | 412                  | 412          | ...    | 13                           | 13           | 4                 | 25         | 81                          | 30                 | 28                  |
| <b>Items Included in Primary Mortgage Payment<sup>2</sup></b>  |                      |              |        |                              |              |                   |            |                             |                    |                     |
| 58 Principal and interest only .....                           | 857                  | 857          | ...    | 129                          | 140          | 8                 | 54         | 158                         | 86                 | 120                 |
| 59 Property taxes .....  | 2 097                | 2 097        | ...    | 217                          | 61           | 37                | 63         | 166                         | 232                | 163                 |
| 60 Property insurance .....                                    | 1 996                | 1 996        | ...    | 239                          | 109          | 26                | 66         | 178                         | 211                | 183                 |
| 61 Other .....   | 123                  | 123          | ...    | 10                           | —            | —                 | 3          | 12                          | 14                 | 3                   |
| 62 Not reported .....  | 394                  | 394          | ...    | 5                            | 10           | —                 | 16         | 88                          | 34                 | 35                  |

| Total occupied units | In MSAs        |              | Outside MSAs | Urban        |              | Rural        |            |              | Regions    |              |              |            |           |
|----------------------|----------------|--------------|--------------|--------------|--------------|--------------|------------|--------------|------------|--------------|--------------|------------|-----------|
|                      | Central cities | Suburbs      |              | Total        | Outside MSAs | Total        | Suburbs    | Outside MSAs | Northeast  | Midwest      | South        | West       |           |
| <b>6 013</b>         | <b>2 706</b>   | <b>2 228</b> | <b>1 080</b> | <b>4 695</b> | <b>337</b>   | <b>1 319</b> | <b>561</b> | <b>743</b>   | <b>844</b> | <b>1 090</b> | <b>3 592</b> | <b>487</b> | <b>1</b>  |
| 2 086                | 946            | 590          | 549          | 1 487        | 168          | 599          | 208        | 382          | 254        | 357          | 1 357        | 117        | 2         |
| 372                  | 188            | 159          | 25           | 328          | 9            | 44           | 29         | 15           | 48         | 86           | 192          | 45         | 3         |
| 2 846                | 1 227          | 1 212        | 407          | 2 270        | 125          | 576          | 289        | 282          | 383        | 493          | 1 690        | 281        | 4         |
| 208                  | 112            | 51           | 46           | 167          | 12           | 42           | 8          | 34           | 40         | 55           | 90           | 22         | 5         |
| 269                  | 119            | 131          | 19           | 247          | 14           | 23           | 18         | 5            | 75         | 48           | 133          | 14         | 6         |
| 232                  | 114            | 84           | 34           | 197          | 8            | 35           | 9          | 26           | 43         | 51           | 131          | 7          | 7         |
| 2 745                | 1 174          | 1 173        | 398          | 2 183        | 123          | 561          | 281        | 275          | 372        | 481          | 1 638        | 254        | 8         |
| 427                  | 213            | 183          | 31           | 373          | 11           | 54           | 34         | 20           | 56         | 96           | 215          | 61         | 9         |
| 34                   | 19             | 13           | 2            | 32           | -            | 2            | -          | 2            | 2          | 2            | 24           | 8          | 10        |
| 281                  | 129            | 134          | 19           | 256          | 14           | 25           | 21         | 5            | 79         | 48           | 138          | 17         | 11        |
| 580                  | 300            | 210          | 71           | 494          | 22           | 86           | 37         | 49           | 89         | 142          | 282          | 67         | 12        |
| 326                  | 157            | 134          | 35           | 270          | 11           | 56           | 32         | 25           | 52         | 71           | 174          | 30         | 13        |
| 224                  | 120            | 73           | 31           | 202          | 11           | 22           | 3          | 19           | 33         | 70           | 86           | 35         | 14        |
| 123                  | 69             | 43           | 11           | 109          | -            | 14           | 3          | 11           | 14         | 36           | 42           | 31         | 15        |
| -                    | -              | -            | -            | -            | -            | -            | -          | -            | -          | -            | -            | -          | 16        |
| 30                   | 23             | 3            | 5            | 23           | -            | 7            | 3          | 5            | 4          | 1            | 23           | 3          | 17        |
| <b>3 487</b>         | <b>1 534</b>   | <b>1 503</b> | <b>450</b>   | <b>2 844</b> | <b>148</b>   | <b>643</b>   | <b>336</b> | <b>302</b>   | <b>506</b> | <b>627</b>   | <b>2 014</b> | <b>340</b> | <b>18</b> |
| 981                  | 478            | 419          | 84           | 849          | 28           | 132          | 74         | 55           | 129        | 198          | 562          | 92         | 19        |
| 265                  | 135            | 119          | 11           | 237          | 3            | 28           | 20         | 8            | 18         | 31           | 171          | 46         | 20        |
| 52                   | 11             | 20           | 21           | 18           | 2            | 34           | 14         | 19           | -          | 3            | 44           | 5          | 21        |
| 1 815                | 725            | 783          | 307          | 1 402        | 98           | 413          | 201        | 209          | 273        | 325          | 1 044        | 173        | 22        |
| 18                   | 8              | 9            | 2            | 16           | -            | 2            | -          | 2            | 5          | 3            | 11           | -          | 23        |
| 355                  | 177            | 153          | 25           | 320          | 17           | 35           | 26         | 9            | 81         | 68           | 182          | 24         | 24        |
| 539                  | 261            | 195          | 84           | 429          | 28           | 110          | 54         | 56           | 81         | 107          | 305          | 46         | 25        |
| 2 584                | 1 096          | 1 147        | 341          | 2 087        | 104          | 496          | 253        | 238          | 340        | 450          | 1 523        | 271        | 26        |
| 365                  | 178            | 161          | 25           | 328          | 17           | 37           | 29         | 8            | 85         | 70           | 186          | 23         | 27        |
| 3 426                | 1 511          | 1 472        | 443          | 2 796        | 148          | 630          | 331        | 295          | 499        | 619          | 1 970        | 338        | 28        |
| 2 749                | 1 169          | 1 215        | 364          | 2 223        | 121          | 526          | 277        | 243          | 409        | 452          | 1 636        | 253        | 29        |
| 677                  | 342            | 257          | 78           | 573          | 27           | 104          | 53         | 51           | 90         | 167          | 334          | 85         | 30        |
| 44                   | 14             | 23           | 7            | 32           | -            | 13           | 5          | 7            | 4          | 7            | 33           | 1          | 31        |
| 4                    | 1              | 3            | -            | 4            | -            | -            | -          | -            | -          | 1            | 3            | -          | 32        |
| 12                   | 8              | 4            | -            | 12           | -            | -            | -          | -            | 3          | -            | 8            | 1          | 33        |
| 2 680                | 1 196          | 1 155        | 329          | 2 193        | 98           | 487          | 254        | 230          | 375        | 481          | 1 564        | 260        | 34        |
| 139                  | 54             | 72           | 13           | 113          | 11           | 26           | 21         | 2            | 23         | 21           | 80           | 16         | 35        |
| 46                   | 9              | 17           | 20           | 23           | 6            | 23           | 9          | 15           | 3          | 3            | 29           | 11         | 36        |
| 32                   | 10             | 17           | 4            | 27           | 2            | 4            | 2          | 2            | 3          | 9            | 21           | -          | 37        |
| 22                   | 7              | 6            | 9            | 13           | -            | 9            | -          | 9            | 2          | 7            | 14           | -          | 38        |
| -                    | -              | -            | -            | -            | -            | -            | -          | -            | -          | -            | -            | -          | 39        |
| 14                   | 5              | 7            | 2            | 14           | 2            | -            | -          | -            | -          | 7            | 3            | 5          | 40        |
| 554                  | 252            | 230          | 72           | 461          | 28           | 94           | 50         | 44           | 101        | 100          | 304          | 49         | 41        |
| 135                  | 68             | 56           | 11           | 117          | 2            | 18           | 8          | 9            | 15         | 13           | 76           | 30         | 42        |
| 118                  | 62             | 44           | 11           | 101          | 2            | 18           | 8          | 9            | 11         | 13           | 66           | 27         | 43        |
| 2                    | -              | 2            | -            | 2            | -            | -            | -          | -            | 2          | -            | -            | -          | 44        |
| 9                    | 4              | 4            | -            | 9            | -            | -            | -          | -            | -          | -            | 7            | 2          | 45        |
| 3                    | -              | 3            | -            | 3            | -            | -            | -          | -            | -          | -            | 3            | -          | 46        |
| 1                    | 1              | -            | -            | 1            | -            | -            | -          | -            | -          | -            | -            | 1          | 47        |
| -                    | -              | -            | -            | -            | -            | -            | -          | -            | -          | -            | -            | -          | 48        |
| -                    | -              | -            | -            | -            | -            | -            | -          | -            | -          | -            | -            | -          | 49        |
| 3                    | -              | 3            | -            | 3            | -            | -            | -          | -            | 3          | -            | -            | -          | 50        |
| 3 001                | 1 300          | 1 304        | 397          | 2 426        | 130          | 575          | 304        | 266          | 410        | 533          | 1 750        | 308        | 51        |
| 41                   | 21             | 14           | 6            | 31           | 1            | 10           | 6          | 4            | -          | 11           | 30           | -          | 52        |
| 31                   | 16             | 2            | 13           | 18           | -            | 13           | -          | 13           | -          | 8            | 19           | 4          | 53        |
| 2                    | -              | -            | 2            | -            | -            | 2            | -          | 2            | -          | -            | 2            | -          | 54        |
| -                    | -              | -            | -            | -            | -            | -            | -          | -            | -          | -            | -            | -          | 55        |
| -                    | -              | -            | -            | -            | -            | -            | -          | -            | -          | -            | -            | -          | 56        |
| 412                  | 197            | 182          | 32           | 370          | 17           | 42           | 26         | 16           | 96         | 75           | 213          | 28         | 57        |
| 857                  | 283            | 354          | 220          | 572          | 67           | 285          | 129        | 153          | 65         | 115          | 565          | 111        | 58        |
| 2 097                | 1 013          | 923          | 161          | 1 819        | 54           | 278          | 168        | 107          | 337        | 419          | 1 143        | 199        | 59        |
| 1 996                | 959            | 847          | 190          | 1 700        | 63           | 296          | 166        | 127          | 263        | 389          | 1 169        | 175        | 60        |
| 123                  | 66             | 57           | -            | 117          | -            | 5            | 5          | -            | 27         | 25           | 60           | 10         | 61        |
| 394                  | 188            | 181          | 25           | 356          | 17           | 38           | 30         | 9            | 97         | 74           | 197          | 25         | 62        |

**Table 5-15. Mortgage Characteristics—Owner Occupied Units With Black Householder—Con.**

[Numbers in thousands. Consistent with the 1990 Census. ... means not applicable or sample too small. — means zero or rounds to zero]

| Characteristics  | Total occupied units         | Tenure        |               | Housing unit characteristics |               |                   |          | Household characteristics   |                    |                     |
|--|------------------------------|---------------|---------------|------------------------------|---------------|-------------------|----------|-----------------------------|--------------------|---------------------|
|  |                              | Owner         | Renter        | New construction 4 years     | Mobile homes  | Physical problems |          | Elderly (65 years and over) | Moved in past year | Below poverty level |
|  |                              |               |               |                              |               | Severe            | Moderate |                             |                    |                     |
| <b>OWNERS WITH ONE OR MORE REGULAR MORTGAGES—Con.</b>        |                              |               |               |                              |               |                   |          |                             |                    |                     |
| <b>Year Primary Mortgage Originated</b>                      |                              |               |               |                              |               |                   |          |                             |                    |                     |
| 1  | 2000 to 2004 .....           | —             | —             | ...                          | —             | —                 | —        | —                           | —                  | —                   |
| 2  | 1995 to 1999 .....           | 1 710         | 1 710         | ...                          | 393           | 198               | 25       | 68                          | 155                | 284                 |
| 3  | 1990 to 1994 .....           | 751           | 751           | ...                          | —             | 45                | 13       | 28                          | 50                 | 49                  |
| 4  | 1985 to 1989 .....           | 364           | 364           | ...                          | —             | 12                | 1        | 10                          | 28                 | 20                  |
| 5  | 1980 to 1984 .....           | 169           | 169           | ...                          | —             | 6                 | 4        | 6                           | 40                 | 4                   |
| 6  | 1975 to 1979 .....           | 225           | 225           | ...                          | —             | —                 | 1        | 10                          | 66                 | —                   |
| 7  | 1970 to 1974 .....           | 163           | 163           | ...                          | —             | 4                 | 2        | 4                           | 48                 | 4                   |
| 8  | 1960 to 1969 .....           | 102           | 102           | ...                          | —             | —                 | —        | 11                          | 51                 | 3                   |
| 9  | 1950 to 1959 .....           | 4             | 4             | ...                          | —             | —                 | —        | —                           | 3                  | —                   |
| 10   | 1949 or earlier .....        | —             | —             | ...                          | —             | —                 | —        | —                           | —                  | —                   |
| 11   | <b>Median</b> .....          | <b>1995</b>   | <b>1995</b>   | ...                          | <b>1995+</b>  | <b>1995+</b>      | ...      | <b>1995</b>                 | <b>1987</b>        | <b>1995+</b>        |
| <b>Term of Primary Mortgage at Origination or Assumption</b> |                              |               |               |                              |               |                   |          |                             |                    |                     |
| 12   | Less than 8 years .....      | 109           | 109           | ...                          | 13            | 32                | 3        | 17                          | 17                 | 5                   |
| 13   | 8 to 12 years .....          | 69            | 69            | ...                          | —             | 12                | 2        | 8                           | 12                 | 8                   |
| 14   | 13 to 17 years .....         | 576           | 576           | ...                          | 41            | 50                | 4        | 15                          | 78                 | 61                  |
| 15   | 18 to 22 years .....         | 260           | 260           | ...                          | 52            | 61                | 4        | 16                          | 47                 | 14                  |
| 16   | 23 to 27 years .....         | 141           | 141           | ...                          | 24            | 25                | 3        | 9                           | 26                 | 18                  |
| 17   | 28 to 32 years .....         | 2 170         | 2 170         | ...                          | 240           | 72                | 32       | 58                          | 206                | 236                 |
| 18   | 33 years or more .....       | 106           | 106           | ...                          | 5             | —                 | —        | 7                           | 47                 | 6                   |
| 19   | Variable .....               | 56            | 56            | ...                          | 17            | 15                | —        | 7                           | 9                  | 17                  |
| 20   | <b>Median</b> .....          | <b>29</b>     | <b>29</b>     | ...                          | <b>29</b>     | <b>21</b>         | ...      | <b>28</b>                   | <b>29</b>          | <b>29</b>           |
| <b>Remaining Years Mortgaged</b>                             |                              |               |               |                              |               |                   |          |                             |                    |                     |
| 21   | Less than 8 years .....      | 724           | 724           | ...                          | 16            | 64                | 9        | 54                          | 202                | 24                  |
| 22   | 8 to 12 .....                | 415           | 415           | ...                          | 9             | 27                | 3        | 13                          | 75                 | 11                  |
| 23   | 13 to 17 .....               | 476           | 476           | ...                          | 51            | 47                | 4        | 12                          | 45                 | 61                  |
| 24   | 18 to 22 .....               | 401           | 401           | ...                          | 38            | 28                | 6        | 12                          | 33                 | 42                  |
| 25   | 23 to 27 .....               | 721           | 721           | ...                          | 72            | 61                | 12       | 19                          | 46                 | 53                  |
| 26   | 28 to 32 .....               | 684           | 684           | ...                          | 190           | 24                | 13       | 20                          | 32                 | 154                 |
| 27   | 33 years or more .....       | 3             | 3             | ...                          | —             | —                 | —        | —                           | —                  | 3                   |
| 28   | Variable .....               | 64            | 64            | ...                          | 17            | 15                | —        | 7                           | 9                  | 17                  |
| 29   | <b>Median</b> .....          | <b>19</b>     | <b>19</b>     | ...                          | <b>28</b>     | <b>17</b>         | ...      | <b>12</b>                   | <b>9</b>           | <b>26</b>           |
| <b>Current Interest Rate</b>                                 |                              |               |               |                              |               |                   |          |                             |                    |                     |
| 30   | Less than 6 percent .....    | 138           | 138           | ...                          | 8             | 12                | 1        | 7                           | 19                 | 17                  |
| 31   | 6 to 7.9 .....               | 1 814         | 1 814         | ...                          | 259           | 132               | 23       | 78                          | 199                | 252                 |
| 32   | 8 to 9.9 .....               | 1 140         | 1 140         | ...                          | 88            | 89                | 13       | 36                          | 160                | 73                  |
| 33   | 10 to 11.9 .....             | 252           | 252           | ...                          | 26            | 25                | 8        | 7                           | 38                 | 16                  |
| 34   | 12 to 13.9 .....             | 83            | 83            | ...                          | 3             | —                 | 1        | 4                           | 10                 | 7                   |
| 35   | 14 to 15.9 .....             | 30            | 30            | ...                          | —             | —                 | —        | —                           | 14                 | —                   |
| 36   | 16 to 17.9 .....             | 6             | 6             | ...                          | —             | —                 | —        | —                           | —                  | —                   |
| 37   | 18 to 19.9 .....             | 13            | 13            | ...                          | —             | —                 | —        | 1                           | —                  | 4                   |
| 38   | 20 percent or more .....     | 12            | 12            | ...                          | 8             | 8                 | —        | 4                           | 1                  | —                   |
| 39   | Not reported .....           | ...           | ...           | ...                          | ...           | ...               | ...      | ...                         | ...                | ...                 |
| 40   | <b>Median</b> .....          | <b>7.8</b>    | <b>7.8</b>    | ...                          | <b>7.4</b>    | <b>7.8</b>        | ...      | <b>7.6</b>                  | <b>8.0</b>         | <b>7.3</b>          |
| <b>Total Outstanding Principal Amount</b>                    |                              |               |               |                              |               |                   |          |                             |                    |                     |
| 41   | Less than \$10,000 .....     | 587           | 587           | ...                          | 13            | 75                | 4        | 47                          | 174                | 25                  |
| 42   | \$10,000 to \$19,999 .....   | 297           | 297           | ...                          | 21            | 33                | 2        | 23                          | 69                 | 19                  |
| 43   | \$20,000 to \$29,999 .....   | 292           | 292           | ...                          | 21            | 38                | 7        | 13                          | 37                 | 9                   |
| 44   | \$30,000 to \$39,999 .....   | 297           | 297           | ...                          | 38            | 44                | 5        | 12                          | 51                 | 24                  |
| 45   | \$40,000 to \$49,999 .....   | 318           | 318           | ...                          | 33            | 21                | —        | 3                           | 23                 | 21                  |
| 46   | \$50,000 to \$59,999 .....   | 304           | 304           | ...                          | 41            | 20                | —        | 6                           | 23                 | 26                  |
| 47   | \$60,000 to \$69,999 .....   | 244           | 244           | ...                          | 21            | —                 | 5        | 6                           | 12                 | 21                  |
| 48   | \$70,000 to \$79,999 .....   | 232           | 232           | ...                          | 15            | 12                | —        | —                           | 9                  | 43                  |
| 49   | \$80,000 to \$99,999 .....   | 317           | 317           | ...                          | 35            | 10                | 5        | 15                          | 21                 | 54                  |
| 50   | \$100,000 to \$119,999 ..... | 239           | 239           | ...                          | 53            | 12                | 10       | 6                           | 5                  | 55                  |
| 51   | \$120,000 to \$149,999 ..... | 156           | 156           | ...                          | 47            | —                 | —        | 4                           | 12                 | 30                  |
| 52   | \$150,000 to \$199,999 ..... | 131           | 131           | ...                          | 37            | —                 | —        | 2                           | 2                  | 19                  |
| 53   | \$200,000 to \$249,999 ..... | 38            | 38            | ...                          | 9             | —                 | —        | —                           | 3                  | 11                  |
| 54   | \$250,000 to \$299,999 ..... | 14            | 14            | ...                          | —             | —                 | —        | —                           | —                  | 3                   |
| 55   | \$300,000 or more .....      | 22            | 22            | ...                          | 10            | —                 | —        | —                           | 2                  | 8                   |
| 56   | Not reported .....           | ...           | ...           | ...                          | ...           | ...               | ...      | ...                         | ...                | ...                 |
| 57   | <b>Median</b> .....          | <b>48 512</b> | <b>48 512</b> | ...                          | <b>75 836</b> | <b>26 553</b>     | ...      | <b>19 231</b>               | <b>16 825</b>      | <b>78 832</b>       |
| <b>Current Total Loan as Percent of Value</b>                |                              |               |               |                              |               |                   |          |                             |                    |                     |
| 58   | Less than 20 percent .....   | 647           | 647           | ...                          | 5             | 28                | 4        | 42                          | 198                | 29                  |
| 59   | 20 to 39 .....               | 394           | 394           | ...                          | 22            | 24                | 6        | 20                          | 68                 | 13                  |
| 60   | 40 to 59 .....               | 602           | 602           | ...                          | 30            | 35                | 8        | 21                          | 70                 | 36                  |
| 61   | 60 to 79 .....               | 858           | 858           | ...                          | 117           | 31                | 10       | 27                          | 60                 | 96                  |
| 62   | 80 to 89 .....               | 460           | 460           | ...                          | 66            | 19                | 12       | 12                          | 11                 | 70                  |
| 63   | 90 to 99 .....               | 288           | 288           | ...                          | 50            | 26                | 4        | 8                           | 9                  | 59                  |
| 64   | 100 percent or more .....    | 237           | 237           | ...                          | 103           | 104               | 1        | 6                           | 26                 | 62                  |
| 65   | Not reported .....           | ...           | ...           | ...                          | ...           | ...               | ...      | ...                         | ...                | ...                 |
| 66   | <b>Median</b> .....          | <b>62</b>     | <b>62</b>     | ...                          | <b>83</b>     | <b>88</b>         | ...      | <b>46</b>                   | <b>27</b>          | <b>81</b>           |

<sup>1</sup>Regular includes all mortgages except reverse and home equity.

<sup>2</sup>Figures may not add to total because more than one category may apply to a unit.

| Total occupied units | In MSAs        |               | Outside MSAs  | Urban         |               | Rural         |               |               | Regions       |               |               |                |              |           |
|----------------------|----------------|---------------|---------------|---------------|---------------|---------------|---------------|---------------|---------------|---------------|---------------|----------------|--------------|-----------|
|                      | Central cities | Suburbs       |               | Total         | Outside MSAs  | Total         | Suburbs       | Outside MSAs  | Northeast     | Midwest       | South         | West           |              |           |
| —                    | —              | —             | —             | —             | —             | —             | —             | —             | —             | —             | —             | —              | —            | 1         |
| 1 710                | 667            | 801           | 242           | 1 342         | 69            | 368           | 191           | 174           | 237           | 301           | 995           | 177            | —            | 2         |
| 751                  | 303            | 350           | 97            | 618           | 35            | 132           | 70            | 62            | 93            | 124           | 458           | 75             | —            | 3         |
| 364                  | 176            | 153           | 35            | 308           | 16            | 56            | 37            | 19            | 73            | 59            | 202           | 30             | —            | 4         |
| 169                  | 88             | 64            | 16            | 137           | 7             | 32            | 20            | 9             | 29            | 32            | 102           | 5              | —            | 5         |
| 225                  | 145            | 58            | 22            | 197           | 8             | 28            | 14            | 14            | 24            | 46            | 130           | 25             | —            | 6         |
| 163                  | 88             | 53            | 21            | 144           | 4             | 19            | 3             | 17            | 30            | 40            | 72            | 21             | —            | 7         |
| 102                  | 64             | 23            | 16            | 96            | 10            | 6             | —             | 6             | 17            | 24            | 55            | 6              | —            | 8         |
| 4                    | 3              | 1             | —             | 4             | —             | —             | —             | —             | 3             | 1             | —             | —              | —            | 9         |
| —                    | —              | —             | —             | —             | —             | —             | —             | —             | —             | —             | —             | —              | —            | 10        |
| <b>1995</b>          | <b>1993</b>    | <b>1995+</b>  | <b>1995+</b>  | <b>1994</b>   | <b>1994</b>   | <b>1995+</b>  | <b>1995+</b>  | <b>1995+</b>  | <b>1994</b>   | <b>1995</b>   | <b>1995</b>   | <b>1995+</b>   | <b>1995+</b> | <b>11</b> |
| 109                  | 36             | 34            | 38            | 63            | 10            | 46            | 17            | 29            | 3             | 20            | 85            | —              | —            | 12        |
| 69                   | 28             | 15            | 26            | 46            | 6             | 24            | 3             | 20            | 3             | 12            | 54            | —              | —            | 13        |
| 576                  | 254            | 232           | 90            | 445           | 26            | 131           | 67            | 64            | 89            | 107           | 345           | 35             | —            | 14        |
| 260                  | 100            | 77            | 83            | 171           | 19            | 89            | 23            | 64            | 31            | 50            | 173           | 6              | —            | 15        |
| 141                  | 59             | 57            | 24            | 108           | 8             | 33            | 16            | 17            | 21            | 22            | 86            | 13             | —            | 16        |
| 2 170                | 998            | 1 028         | 144           | 1 896         | 63            | 274           | 190           | 82            | 340           | 392           | 1 170         | 269            | —            | 17        |
| 106                  | 48             | 34            | 24            | 83            | 12            | 23            | 11            | 12            | 12            | 18            | 71            | 5              | —            | 18        |
| 56                   | 11             | 25            | 20            | 33            | 6             | 23            | 9             | 15            | 8             | 6             | 31            | 12             | —            | 19        |
| <b>29</b>            | <b>29</b>      | <b>30</b>     | <b>22</b>     | <b>30</b>     | <b>28</b>     | <b>26</b>     | <b>29</b>     | <b>20</b>     | <b>30</b>     | <b>29</b>     | <b>29</b>     | <b>30</b>      | <b>20</b>    | <b>20</b> |
| 724                  | 363            | 218           | 142           | 564           | 42            | 160           | 58            | 100           | 106           | 150           | 421           | 48             | —            | 21        |
| 415                  | 192            | 163           | 60            | 325           | 18            | 90            | 48            | 42            | 51            | 77            | 255           | 32             | —            | 22        |
| 476                  | 214            | 179           | 84            | 383           | 22            | 94            | 32            | 61            | 67            | 96            | 292           | 21             | —            | 23        |
| 401                  | 202            | 156           | 42            | 332           | 13            | 69            | 39            | 30            | 53            | 73            | 221           | 53             | —            | 24        |
| 721                  | 283            | 368           | 70            | 621           | 40            | 100           | 67            | 31            | 99            | 94            | 449           | 78             | —            | 25        |
| 684                  | 264            | 388           | 32            | 577           | 7             | 107           | 83            | 24            | 116           | 130           | 342           | 95             | —            | 26        |
| 3                    | —              | 3             | —             | 3             | —             | —             | —             | —             | 3             | —             | —             | —              | —            | 27        |
| 64                   | 16             | 28            | 20            | 40            | 6             | 23            | 9             | 15            | 11            | 6             | 34            | 13             | —            | 28        |
| <b>19</b>            | <b>18</b>      | <b>23</b>     | <b>14</b>     | <b>20</b>     | <b>15</b>     | <b>16</b>     | <b>21</b>     | <b>13</b>     | <b>20</b>     | <b>17</b>     | <b>19</b>     | <b>24</b>      | <b>29</b>    | <b>29</b> |
| 138                  | 73             | 42            | 23            | 106           | 2             | 32            | 11            | 20            | 21            | 19            | 88            | 9              | —            | 30        |
| 1 814                | 707            | 881           | 226           | 1 449         | 61            | 365           | 198           | 164           | 270           | 272           | 1 063         | 208            | —            | 31        |
| 1 140                | 541            | 455           | 144           | 958           | 59            | 182           | 97            | 85            | 150           | 230           | 653           | 107            | —            | 32        |
| 252                  | 124            | 86            | 42            | 198           | 16            | 54            | 26            | 26            | 33            | 68            | 145           | 6              | —            | 33        |
| 83                   | 63             | 15            | 5             | 83            | 5             | —             | —             | —             | 17            | 30            | 29            | 6              | —            | 34        |
| 30                   | 13             | 14            | 2             | 27            | —             | 2             | —             | 2             | 8             | 5             | 15            | 2              | —            | 35        |
| 6                    | 3              | 1             | 2             | 6             | 2             | —             | —             | —             | 1             | —             | 5             | —              | —            | 36        |
| 13                   | 7              | 4             | 2             | 13            | 2             | —             | —             | —             | 5             | 2             | 5             | 1              | —            | 37        |
| 12                   | 4              | 4             | 4             | 4             | —             | 8             | 4             | 4             | 1             | —             | 11            | —              | —            | 38        |
| ...                  | ...            | ...           | ...           | ...           | ...           | ...           | ...           | ...           | ...           | ...           | ...           | ...            | ...          | 39        |
| <b>7.8</b>           | <b>8.0</b>     | <b>7.6</b>    | <b>7.8</b>    | <b>7.8</b>    | <b>8.4</b>    | <b>7.6</b>    | <b>7.6</b>    | <b>7.6</b>    | <b>7.7</b>    | <b>8.2</b>    | <b>7.7</b>    | <b>7.5</b>     | <b>40</b>    | <b>40</b> |
| 587                  | 299            | 171           | 118           | 442           | 35            | 146           | 60            | 83            | 89            | 128           | 341           | 29             | —            | 41        |
| 297                  | 162            | 75            | 60            | 237           | 12            | 60            | 12            | 48            | 36            | 65            | 178           | 18             | —            | 42        |
| 292                  | 149            | 80            | 63            | 235           | 27            | 57            | 21            | 36            | 47            | 43            | 188           | 13             | —            | 43        |
| 297                  | 136            | 99            | 61            | 222           | 20            | 75            | 34            | 41            | 32            | 67            | 196           | 3              | —            | 44        |
| 318                  | 140            | 129           | 49            | 270           | 22            | 49            | 22            | 27            | 36            | 62            | 204           | 16             | —            | 45        |
| 304                  | 135            | 119           | 50            | 256           | 15            | 47            | 13            | 34            | 29            | 55            | 206           | 14             | —            | 46        |
| 244                  | 124            | 107           | 12            | 213           | 4             | 31            | 23            | 8             | 22            | 50            | 152           | 20             | —            | 47        |
| 232                  | 91             | 131           | 9             | 200           | 7             | 32            | 30            | 2             | 35            | 37            | 141           | 18             | —            | 48        |
| 317                  | 115            | 179           | 23            | 265           | 5             | 52            | 32            | 18            | 63            | 56            | 160           | 38             | —            | 49        |
| 239                  | 62             | 172           | 5             | 190           | —             | 49            | 44            | 5             | 47            | 24            | 119           | 48             | —            | 50        |
| 156                  | 44             | 113           | —             | 140           | —             | 16            | 16            | —             | 29            | 20            | 69            | 39             | —            | 51        |
| 131                  | 47             | 84            | —             | 111           | —             | 19            | 19            | —             | 26            | 16            | 35            | 54             | —            | 52        |
| 38                   | 14             | 24            | —             | 33            | —             | 5             | 5             | —             | 6             | 1             | 10            | 21             | —            | 53        |
| 14                   | 6              | 8             | —             | 14            | —             | —             | —             | —             | 5             | —             | 3             | 6              | —            | 54        |
| 22                   | 10             | 12            | —             | 17            | —             | 5             | 5             | —             | 3             | 2             | 13            | 4              | —            | 55        |
| ...                  | ...            | ...           | ...           | ...           | ...           | ...           | ...           | ...           | ...           | ...           | ...           | ...            | ...          | 56        |
| <b>48 512</b>        | <b>41 499</b>  | <b>67 328</b> | <b>27 469</b> | <b>50 682</b> | <b>29 890</b> | <b>37 856</b> | <b>62 401</b> | <b>25 602</b> | <b>54 470</b> | <b>41 782</b> | <b>45 082</b> | <b>100 552</b> | <b>57</b>    | <b>57</b> |
| 647                  | 351            | 202           | 95            | 531           | 32            | 116           | 51            | 63            | 116           | 144           | 334           | 53             | —            | 58        |
| 394                  | 190            | 139           | 65            | 317           | 21            | 77            | 32            | 44            | 64            | 70            | 236           | 25             | —            | 59        |
| 602                  | 293            | 238           | 71            | 510           | 30            | 92            | 51            | 41            | 79            | 117           | 338           | 67             | —            | 60        |
| 858                  | 367            | 409           | 83            | 717           | 21            | 141           | 76            | 62            | 123           | 159           | 481           | 95             | —            | 61        |
| 460                  | 158            | 255           | 47            | 376           | 23            | 85            | 60            | 25            | 67            | 68            | 272           | 53             | —            | 62        |
| 288                  | 106            | 151           | 32            | 247           | 12            | 41            | 21            | 20            | 22            | 43            | 200           | 23             | —            | 63        |
| 237                  | 71             | 109           | 57            | 145           | 9             | 92            | 44            | 48            | 34            | 26            | 153           | 24             | —            | 64        |
| ...                  | ...            | ...           | ...           | ...           | ...           | ...           | ...           | ...           | ...           | ...           | ...           | ...            | ...          | 65        |
| <b>62</b>            | <b>56</b>      | <b>68</b>     | <b>58</b>     | <b>62</b>     | <b>54</b>     | <b>65</b>     | <b>69</b>     | <b>61</b>     | <b>59</b>     | <b>57</b>     | <b>64</b>     | <b>65</b>      | <b>65</b>    | <b>66</b> |

---

This page left blank to preserve table order.

---

This page left blank to preserve table order.



**Table 5-17. Rooms in Unit by Household and Unit Size, Income, and Costs—Occupied Units With Black Householder**

[Numbers in thousands. Consistent with the 1990 Census. ... means not applicable or sample too small. — means zero or rounds to zero]

| Characteristics   | Occupied units |               |               |               |                 |               |               |               |               |                 |
|---|----------------|---------------|---------------|---------------|-----------------|---------------|---------------|---------------|---------------|-----------------|
|   | Total          | Rooms         |               |               |                 | Bedrooms      |               |               |               |                 |
|   |                | 1 and 2 rooms | 3 and 4 rooms | 5 and 6 rooms | 7 rooms or more | No rooms      | 1 room        | 2 rooms       | 3 rooms       | 4 rooms or more |
| <b>Total</b> .....  | <b>12 936</b>  | <b>214</b>    | <b>4 558</b>  | <b>5 825</b>  | <b>2 339</b>    | <b>139</b>    | <b>2 104</b>  | <b>4 043</b>  | <b>4 962</b>  | <b>1 688</b>    |
| <b>Persons</b>  |                |               |               |               |                 |               |               |               |               |                 |
| 1 person .....  | 3 880          | 169           | 2 119         | 1 295         | 298             | 111           | 1 479         | 1 219         | 898           | 173             |
| 2 persons .....   | 3 379          | 32            | 1 335         | 1 493         | 518             | 18            | 452           | 1 423         | 1 197         | 289             |
| 3 persons .....   | 2 243          | 10            | 612           | 1 190         | 431             | 7             | 118           | 746           | 1 082         | 290             |
| 4 persons .....   | 1 927          | 1             | 353           | 1 035         | 538             | 1             | 38            | 459           | 1 013         | 415             |
| 5 persons .....   | 936            | 2             | 95            | 530           | 309             | 2             | 9             | 144           | 495           | 286             |
| 6 persons .....   | 328            | —             | 41            | 169           | 118             | —             | 7             | 43            | 173           | 106             |
| 7 persons or more .....   | 242            | —             | 3             | 114           | 125             | —             | 1             | 8             | 104           | 129             |
| <b>Rooms</b>  |                |               |               |               |                 |               |               |               |               |                 |
| 1 room .....  | 66             | —             | —             | —             | —               | 66            | —             | —             | —             | —               |
| 2 rooms .....   | 148            | —             | —             | —             | —               | 68            | 81            | —             | —             | —               |
| 3 rooms .....   | 1 605          | —             | —             | —             | —               | 5             | 1 589         | 11            | —             | —               |
| 4 rooms .....   | 2 953          | —             | —             | —             | —               | —             | 390           | 2 559         | 4             | —               |
| 5 rooms .....   | 3 212          | —             | —             | —             | —               | —             | 35            | 1 207         | 1 967         | 3               |
| 6 rooms .....   | 2 613          | —             | —             | —             | —               | —             | 1             | 231           | 2 106         | 275             |
| 7 rooms .....   | 1 283          | —             | —             | —             | —               | —             | 8             | 15            | 684           | 575             |
| 8 rooms .....   | 609            | —             | —             | —             | —               | —             | —             | 11            | 157           | 441             |
| 9 rooms .....   | 241            | —             | —             | —             | —               | —             | —             | 4             | 22            | 215             |
| 10 rooms or more .....  | 205            | —             | —             | —             | —               | —             | —             | 5             | 21            | 179             |
| <b>Bedrooms</b>   |                |               |               |               |                 |               |               |               |               |                 |
| None .....  | 139            | 134           | 5             | —             | —               | —             | —             | —             | —             | —               |
| 1 .....   | 2 104          | 81            | 1 979         | 36            | 8               | —             | —             | —             | —             | —               |
| 2 .....   | 4 043          | —             | 2 570         | 1 438         | 35              | —             | —             | —             | —             | —               |
| 3 .....   | 4 962          | —             | 4             | 4 073         | 885             | —             | —             | —             | —             | —               |
| 4 or more .....   | 1 688          | —             | —             | 278           | 1 410           | —             | —             | —             | —             | —               |
| <b>Complete Bathrooms</b>   |                |               |               |               |                 |               |               |               |               |                 |
| None .....  | 146            | 40            | 47            | 44            | 15              | 37            | 20            | 45            | 37            | 8               |
| 1 .....   | 7 160          | 170           | 3 879         | 2 776         | 335             | 100           | 2 027         | 2 875         | 1 891         | 266             |
| 1 and one-half .....  | 2 010          | 2             | 303           | 1 245         | 459             | —             | 46            | 529           | 1 142         | 292             |
| 2 or more .....   | 3 620          | 2             | 329           | 1 760         | 1 529           | 2             | 10            | 594           | 1 892         | 1 123           |
| <b>Lot Size<sup>1</sup></b>   |                |               |               |               |                 |               |               |               |               |                 |
| Less than one-eighth acre .....   | 1 372          | 8             | 337           | 729           | 298             | 5             | 112           | 424           | 622           | 209             |
| One-eighth up to one-quarter acre .....   | 3 100          | 11            | 509           | 1 812         | 767             | 2             | 103           | 735           | 1 731         | 529             |
| One-quarter up to one-half acre .....   | 1 033          | —             | 109           | 530           | 394             | —             | 12            | 190           | 531           | 299             |
| One-half up to one acre .....   | 983            | —             | 136           | 504           | 343             | 3             | 42            | 180           | 512           | 246             |
| 1 up to 5 acres .....   | 1 162          | —             | 142           | 680           | 339             | —             | 30            | 183           | 736           | 213             |
| 5 up to 10 acres .....  | 111            | —             | 18            | 56            | 37              | —             | 3             | 24            | 47            | 37              |
| 10 acres or more .....  | 194            | 4             | 59            | 76            | 55              | 4             | 14            | 64            | 59            | 53              |
| <b>Median</b> .....   | <b>.23</b>     | <b>...</b>    | <b>.20</b>    | <b>.23</b>    | <b>.28</b>      | <b>...</b>    | <b>.18</b>    | <b>.21</b>    | <b>.23</b>    | <b>.30</b>      |
| <b>Income of Families and Primary Individuals</b>                                   |                |               |               |               |                 |               |               |               |               |                 |
| Less than \$5,000 .....   | 1 438          | 41            | 638           | 625           | 135             | 30            | 275           | 593           | 444           | 95              |
| \$5,000 to \$9,999 .....  | 1 548          | 50            | 746           | 620           | 132             | 30            | 408           | 503           | 486           | 122             |
| \$10,000 to \$14,999 .....  | 1 379          | 41            | 613           | 605           | 121             | 27            | 279           | 521           | 433           | 119             |
| \$15,000 to \$19,999 .....  | 1 106          | 25            | 480           | 515           | 86              | 16            | 210           | 410           | 392           | 77              |
| \$20,000 to \$24,999 .....  | 1 214          | 28            | 500           | 515           | 171             | 10            | 239           | 432           | 398           | 134             |
| \$25,000 to \$29,999 .....  | 994            | 4             | 352           | 479           | 159             | 4             | 177           | 336           | 361           | 116             |
| \$30,000 to \$34,999 .....  | 1 010          | 6             | 394           | 466           | 143             | 7             | 147           | 354           | 400           | 102             |
| \$35,000 to \$39,999 .....  | 721            | 7             | 190           | 393           | 131             | 5             | 101           | 183           | 344           | 86              |
| \$40,000 to \$49,999 .....  | 873            | 2             | 246           | 416           | 210             | 3             | 104           | 246           | 388           | 132             |
| \$50,000 to \$59,999 .....  | 687            | —             | 127           | 368           | 192             | —             | 53            | 150           | 370           | 114             |
| \$60,000 to \$79,999 .....  | 965            | 7             | 177           | 435           | 346             | 4             | 70            | 194           | 457           | 239             |
| \$80,000 to \$99,999 .....  | 447            | 3             | 61            | 190           | 193             | 3             | 24            | 66            | 218           | 137             |
| \$100,000 to \$119,999 .....  | 205            | —             | 6             | 85            | 115             | —             | 6             | 16            | 118           | 66              |
| \$120,000 or more .....   | 350            | —             | 28            | 115           | 207             | —             | 12            | 38            | 153           | 148             |
| <b>Median</b> .....   | <b>24 111</b>  | <b>11 927</b> | <b>17 940</b> | <b>25 359</b> | <b>44 426</b>   | <b>11 692</b> | <b>17 160</b> | <b>19 929</b> | <b>29 545</b> | <b>39 541</b>   |
| <b>Monthly Housing Costs</b>  |                |               |               |               |                 |               |               |               |               |                 |
| Less than \$100 .....   | 308            | 4             | 175           | 119           | 10              | 4             | 64            | 146           | 84            | 11              |
| \$100 to \$199 .....  | 1 336          | 21            | 483           | 685           | 147             | 16            | 206           | 445           | 556           | 113             |
| \$200 to \$249 .....  | 741            | 16            | 186           | 400           | 139             | 14            | 84            | 177           | 367           | 100             |
| \$250 to \$299 .....  | 666            | 31            | 217           | 295           | 123             | 18            | 110           | 176           | 289           | 72              |
| \$300 to \$349 .....  | 692            | 14            | 260           | 291           | 126             | 11            | 116           | 205           | 262           | 97              |
| \$350 to \$399 .....  | 675            | 24            | 291           | 280           | 80              | 9             | 198           | 158           | 252           | 58              |
| \$400 to \$449 .....  | 805            | 21            | 368           | 321           | 96              | 16            | 212           | 260           | 216           | 101             |
| \$450 to \$499 .....  | 815            | 17            | 414           | 297           | 87              | 7             | 210           | 313           | 223           | 62              |
| \$500 to \$599 .....  | 1 489          | 18            | 699           | 617           | 155             | 16            | 340           | 555           | 468           | 110             |
| \$600 to \$699 .....  | 1 286          | 25            | 549           | 581           | 131             | 11            | 259           | 512           | 404           | 99              |
| \$700 to \$799 .....  | 994            | 2             | 363           | 477           | 153             | 5             | 138           | 374           | 376           | 101             |
| \$800 to \$999 .....  | 1 197          | 3             | 275           | 615           | 304             | —             | 86            | 340           | 602           | 169             |
| \$1,000 to \$1,249 .....  | 691            | 1             | 67            | 352           | 271             | 1             | 11            | 123           | 361           | 195             |
| \$1,250 to \$1,499 .....  | 335            | 2             | 12            | 124           | 196             | 2             | 2             | 32            | 148           | 151             |
| \$1,500 or more .....   | 505            | 3             | 57            | 177           | 268             | 3             | 14            | 68            | 218           | 202             |
| No cash rent .....  | 402            | 12            | 142           | 194           | 54              | 6             | 54            | 160           | 136           | 47              |
| <b>Median (excludes no cash rent)</b> .....   | <b>515</b>     | <b>382</b>    | <b>478</b>    | <b>521</b>    | <b>732</b>      | <b>370</b>    | <b>458</b>    | <b>511</b>    | <b>535</b>    | <b>697</b>      |
| <b>Median Monthly Housing Costs for Owners</b>                                      |                |               |               |               |                 |               |               |               |               |                 |
| Monthly costs including all mortgages plus maintenance costs .....                  | 538            | 100-          | 320           | 474           | 780             | ...           | 324           | 394           | 516           | 762             |
| Monthly costs excluding second and subsequent mortgages and maintenance costs ..... | 499            | 100-          | 302           | 438           | 737             | ...           | 303           | 360           | 487           | 720             |

**Table 5-17. Rooms in Unit by Household and Unit Size, Income, and Costs—Occupied Units With Black Householder—Con.**

[Numbers in thousands. Consistent with the 1990 Census. ... means not applicable or sample too small. — means zero or rounds to zero]

| Characteristics              | Occupied units |               |               |               |                 |          |               |               |               |                 |
|------------------------------|----------------|---------------|---------------|---------------|-----------------|----------|---------------|---------------|---------------|-----------------|
|                              | Total          | Rooms         |               |               |                 | Bedrooms |               |               |               |                 |
|                              |                | 1 and 2 rooms | 3 and 4 rooms | 5 and 6 rooms | 7 rooms or more | No rooms | 1 room        | 2 rooms       | 3 rooms       | 4 rooms or more |
| <b>OWNER OCCUPIED UNITS</b>  |                |               |               |               |                 |          |               |               |               |                 |
| <b>Total</b> .....           | <b>6 013</b>   | —             | <b>594</b>    | <b>3 406</b>  | <b>2 014</b>    | <b>3</b> | <b>117</b>    | <b>1 080</b>  | <b>3 422</b>  | <b>1 392</b>    |
| <b>Value</b>                 |                |               |               |               |                 |          |               |               |               |                 |
| Less than \$10,000 .....     | 194            | —             | 82            | 97            | 15              | —        | 12            | 76            | 83            | 22              |
| \$10,000 to \$19,999 .....   | 200            | —             | 37            | 135           | 28              | —        | 5             | 51            | 124           | 20              |
| \$20,000 to \$29,999 .....   | 262            | —             | 48            | 179           | 34              | —        | 1             | 79            | 147           | 34              |
| \$30,000 to \$39,999 .....   | 401            | —             | 44            | 298           | 58              | —        | 10            | 107           | 236           | 48              |
| \$40,000 to \$49,999 .....   | 411            | —             | 45            | 282           | 83              | —        | 9             | 80            | 273           | 49              |
| \$50,000 to \$59,999 .....   | 462            | —             | 44            | 305           | 113             | —        | 4             | 101           | 282           | 75              |
| \$60,000 to \$69,999 .....   | 539            | —             | 58            | 339           | 142             | —        | 18            | 100           | 335           | 85              |
| \$70,000 to \$79,999 .....   | 525            | —             | 54            | 319           | 152             | 3        | 6             | 128           | 290           | 97              |
| \$80,000 to \$99,999 .....   | 943            | —             | 55            | 582           | 306             | —        | 8             | 131           | 634           | 170             |
| \$100,000 to \$119,999 ..... | 476            | —             | 46            | 223           | 208             | —        | 17            | 62            | 262           | 136             |
| \$120,000 to \$149,999 ..... | 604            | —             | 30            | 275           | 299             | —        | 11            | 64            | 342           | 186             |
| \$150,000 to \$199,999 ..... | 514            | —             | 13            | 206           | 295             | —        | 3             | 51            | 233           | 227             |
| \$200,000 to \$249,999 ..... | 215            | —             | 17            | 72            | 127             | —        | —             | 23            | 80            | 112             |
| \$250,000 to \$299,999 ..... | 112            | —             | 9             | 56            | 47              | —        | 6             | 15            | 52            | 38              |
| \$300,000 or more .....      | 157            | —             | 12            | 38            | 107             | —        | 6             | 10            | 49            | 92              |
| <b>Median</b> .....          | <b>80 302</b>  | ...           | <b>59 268</b> | <b>72 111</b> | <b>107 237</b>  | ...      | <b>69 450</b> | <b>64 434</b> | <b>77 977</b> | <b>114 029</b>  |

<sup>1</sup>Does not include multiunits, cooperatives, or condominiums.

**Table 5-18. Square Footage by Household and Unit Size, Income, and Costs—Occupied Units With Black Householder**

[Numbers in thousands. Consistent with the 1990 Census. .... means not applicable or sample too small. – means zero or rounds to zero]

| Characteristics  | Size of occupied detached 1-family homes and 1-family mobile homes |                           |                        |                          |                          |                          |                          |               |              |
|--|--|---------------------------|------------------------|--------------------------|--------------------------|--------------------------|--------------------------|---------------|--------------|
|  | Total  | Less than 500 square feet | 500 to 999 square feet | 1000 to 1499 square feet | 1500 to 1999 square feet | 2000 to 2499 square feet | 2500 square feet or more | Not reported  | Median       |
| <b>Total</b> .....   | <b>6 662</b>   | <b>124</b>                | <b>813</b>             | <b>1 862</b>             | <b>1 331</b>             | <b>696</b>               | <b>872</b>               | <b>964</b>    | <b>1 519</b> |
| <b>Persons</b>   |  |                           |                        |                          |                          |                          |                          |               |              |
| 1 person .....   | 1 460  | 36                        | 273                    | 448                      | 233                      | 88                       | 149                      | 233           | 1 340        |
| 2 persons .....  | 1 699  | 36                        | 207                    | 475                      | 362                      | 142                      | 233                      | 244           | 1 513        |
| 3 persons .....  | 1 298  | 19                        | 154                    | 378                      | 278                      | 148                      | 171                      | 151           | 1 541        |
| 4 persons .....  | 1 168  | 21                        | 86                     | 325                      | 262                      | 163                      | 144                      | 168           | 1 631        |
| 5 persons .....  | 636  | 6                         | 60                     | 130                      | 142                      | 118                      | 107                      | 72            | 1 800        |
| 6 persons .....  | 217  | 4                         | 21                     | 47                       | 42                       | 17                       | 26                       | 60            | 1 581        |
| 7 persons or more .....  | 185  | 2                         | 12                     | 59                       | 11                       | 20                       | 43                       | 38            | 1 524        |
| <b>Rooms</b>   |  |                           |                        |                          |                          |                          |                          |               |              |
| 1 room .....   | –  | –                         | –                      | –                        | –                        | –                        | –                        | –             | ...          |
| 2 rooms .....  | 8  | 2                         | –                      | –                        | –                        | –                        | 3                        | 3             | ...          |
| 3 rooms .....  | 87   | 1                         | 44                     | 15                       | 7                        | 2                        | 2                        | 16            | 893          |
| 4 rooms .....  | 734  | 26                        | 314                    | 193                      | 60                       | 5                        | 32                       | 103           | 961          |
| 5 rooms .....  | 1 845  | 34                        | 291                    | 762                      | 285                      | 104                      | 98                       | 272           | 1 303        |
| 6 rooms .....  | 1 928  | 35                        | 114                    | 605                      | 567                      | 175                      | 166                      | 265           | 1 568        |
| 7 rooms .....  | 1 091  | 18                        | 32                     | 203                      | 296                      | 195                      | 205                      | 142           | 1 874        |
| 8 rooms .....  | 553  | 5                         | 12                     | 55                       | 92                       | 130                      | 174                      | 85            | 2 270        |
| 9 rooms .....  | 232  | –                         | 5                      | 12                       | 16                       | 56                       | 104                      | 38            | 2500+        |
| 10 rooms or more .....   | 182  | 2                         | 1                      | 17                       | 8                        | 28                       | 87                       | 40            | 2500+        |
| <b>Bedrooms</b>  |  |                           |                        |                          |                          |                          |                          |               |              |
| None .....   | 6  | –                         | –                      | 3                        | –                        | –                        | 3                        | –             | ...          |
| 1 .....  | 132  | 8                         | 55                     | 23                       | 10                       | 4                        | 6                        | 26            | 904          |
| 2 .....  | 1 336  | 34                        | 406                    | 401                      | 178                      | 44                       | 71                       | 202           | 1 159        |
| 3 .....  | 3 728  | 66                        | 306                    | 1 217                    | 893                      | 370                      | 371                      | 504           | 1 513        |
| 4 or more .....  | 1 460  | 17                        | 45                     | 218                      | 250                      | 278                      | 421                      | 232           | 2 152        |
| <b>Complete Bathrooms</b>  |  |                           |                        |                          |                          |                          |                          |               |              |
| None .....   | 67   | 7                         | 24                     | 15                       | 5                        | 2                        | 4                        | 10            | 956          |
| 1 .....  | 2 563  | 54                        | 593                    | 854                      | 394                      | 134                      | 157                      | 379           | 1 261        |
| 1 and one-half .....   | 1 276  | 6                         | 85                     | 407                      | 283                      | 137                      | 172                      | 186           | 1 584        |
| 2 or more .....  | 2 757  | 58                        | 111                    | 587                      | 649                      | 423                      | 539                      | 391           | 1 830        |
| <b>Lot Size<sup>1</sup></b>  |  |                           |                        |                          |                          |                          |                          |               |              |
| Less than one-eighth acre .....  | 986  | 31                        | 178                    | 231                      | 167                      | 118                      | 112                      | 148           | 1 453        |
| One-eighth up to one-quarter acre .....  | 2 548  | 54                        | 278                    | 751                      | 531                      | 237                      | 289                      | 408           | 1 492        |
| One-quarter up to one-half acre .....  | 948  | 12                        | 81                     | 246                      | 186                      | 114                      | 145                      | 164           | 1 642        |
| One-half up to one acre .....  | 866  | 2                         | 99                     | 226                      | 168                      | 122                      | 141                      | 109           | 1 655        |
| 1 up to 5 acres .....  | 1 074  | 18                        | 151                    | 343                      | 228                      | 78                       | 155                      | 101           | 1 463        |
| 5 up to 10 acres .....   | 89   | 1                         | 11                     | 27                       | 19                       | 8                        | 14                       | 9             | 1 508        |
| 10 acres or more .....   | 127  | 3                         | 14                     | 35                       | 27                       | 14                       | 13                       | 21            | 1 522        |
| <b>Median</b> .....  | <b>.24</b>   | <b>.20</b>                | <b>.23</b>             | <b>.24</b>               | <b>.24</b>               | <b>.25</b>               | <b>.31</b>               | <b>.23</b>    | <b>...</b>   |
| <b>Income of Families and Primary Individuals</b>  |  |                           |                        |                          |                          |                          |                          |               |              |
| Less than \$5,000 .....  | 581  | 26                        | 116                    | 157                      | 84                       | 28                       | 47                       | 123           | 1 276        |
| \$5,000 to \$9,999 .....   | 675  | 10                        | 150                    | 229                      | 83                       | 25                       | 53                       | 125           | 1 250        |
| \$10,000 to \$14,999 .....   | 615  | 36                        | 131                    | 188                      | 75                       | 38                       | 48                       | 99            | 1 243        |
| \$15,000 to \$19,999 .....   | 505  | 6                         | 101                    | 177                      | 97                       | 43                       | 26                       | 54            | 1 334        |
| \$20,000 to \$24,999 .....   | 523  | 3                         | 96                     | 161                      | 103                      | 39                       | 63                       | 59            | 1 412        |
| \$25,000 to \$29,999 .....   | 454  | 6                         | 51                     | 113                      | 111                      | 61                       | 46                       | 66            | 1 608        |
| \$30,000 to \$34,999 .....   | 500  | 3                         | 44                     | 164                      | 117                      | 61                       | 45                       | 66            | 1 524        |
| \$35,000 to \$39,999 .....   | 404  | 1                         | 19                     | 129                      | 124                      | 12                       | 49                       | 71            | 1 573        |
| \$40,000 to \$49,999 .....   | 511  | 8                         | 26                     | 148                      | 131                      | 61                       | 62                       | 75            | 1 639        |
| \$50,000 to \$59,999 .....   | 471  | 13                        | 25                     | 145                      | 89                       | 61                       | 82                       | 56            | 1 641        |
| \$60,000 to \$79,999 .....   | 656  | –                         | 39                     | 135                      | 158                      | 106                      | 132                      | 85            | 1 851        |
| \$80,000 to \$99,999 .....   | 315  | 4                         | 12                     | 51                       | 83                       | 77                       | 54                       | 34            | 1 940        |
| \$100,000 to \$119,999 .....   | 162  | 3                         | 1                      | 31                       | 20                       | 44                       | 45                       | 18            | 2 193        |
| \$120,000 or more .....  | 291  | 4                         | 1                      | 36                       | 57                       | 40                       | 119                      | 35            | 2 385        |
| <b>Median</b> .....  | <b>29 766</b>  | <b>13 522</b>             | <b>15 484</b>          | <b>25 885</b>            | <b>34 868</b>            | <b>46 688</b>            | <b>49 526</b>            | <b>26 675</b> | <b>...</b>   |
| <b>Monthly Housing Costs</b>   |  |                           |                        |                          |                          |                          |                          |               |              |
| Less than \$100 .....  | 110  | 4                         | 36                     | 33                       | 19                       | 3                        | 7                        | 8             | 1 158        |
| \$100 to \$199 .....   | 801  | 18                        | 151                    | 277                      | 143                      | 53                       | 66                       | 95            | 1 334        |
| \$200 to \$249 .....   | 504  | 8                         | 51                     | 183                      | 93                       | 55                       | 45                       | 69            | 1 435        |
| \$250 to \$299 .....   | 394  | –                         | 58                     | 132                      | 81                       | 35                       | 22                       | 66            | 1 402        |
| \$300 to \$349 .....   | 388  | 8                         | 67                     | 104                      | 52                       | 42                       | 57                       | 58            | 1 431        |
| \$350 to \$399 .....   | 305  | 4                         | 43                     | 91                       | 48                       | 27                       | 36                       | 56            | 1 425        |
| \$400 to \$449 .....   | 367  | 11                        | 52                     | 116                      | 71                       | 28                       | 35                       | 53            | 1 403        |
| \$450 to \$499 .....   | 310  | 18                        | 48                     | 128                      | 40                       | 18                       | 23                       | 36            | 1 281        |
| \$500 to \$599 .....   | 573  | 15                        | 77                     | 168                      | 119                      | 39                       | 63                       | 92            | 1 443        |
| \$600 to \$699 .....   | 495  | 5                         | 78                     | 126                      | 108                      | 52                       | 40                       | 86            | 1 485        |
| \$700 to \$799 .....   | 423  | 9                         | 21                     | 137                      | 110                      | 55                       | 31                       | 59            | 1 567        |
| \$800 to \$999 .....   | 690  | 10                        | 50                     | 139                      | 206                      | 84                       | 112                      | 89            | 1 745        |
| \$1,000 to \$1,249 .....   | 490  | 3                         | 21                     | 83                       | 134                      | 81                       | 102                      | 66            | 1 894        |
| \$1,250 to \$1,499 .....   | 274  | 4                         | 3                      | 61                       | 49                       | 52                       | 71                       | 34            | 2 031        |
| \$1,500 or more .....  | 349  | 4                         | 1                      | 40                       | 41                       | 59                       | 145                      | 59            | 2 498        |
| No cash rent .....   | 189  | 4                         | 57                     | 43                       | 17                       | 12                       | 17                       | 40            | 1 162        |
| <b>Median (excludes no cash rent)</b> .....  | <b>510</b>   | <b>469</b>                | <b>368</b>             | <b>439</b>               | <b>592</b>               | <b>681</b>               | <b>805</b>               | <b>525</b>    | <b>...</b>   |
| <b>Median Monthly Housing Costs for Owners</b>   |  |                           |                        |                          |                          |                          |                          |               |              |
| <b>Monthly costs including all mortgages plus maintenance costs</b> .....                  | <b>525</b>   | <b>484</b>                | <b>291</b>             | <b>422</b>               | <b>604</b>               | <b>707</b>               | <b>840</b>               | <b>542</b>    | <b>...</b>   |
| <b>Monthly costs excluding second and subsequent mortgages and maintenance costs</b> ..... | <b>489</b>   | <b>458</b>                | <b>266</b>             | <b>390</b>               | <b>570</b>               | <b>675</b>               | <b>810</b>               | <b>510</b>    | <b>...</b>   |

Table 5-18. **Square Footage by Household and Unit Size, Income, and Costs—Occupied Units With Black Householder—Con.**

[Numbers in thousands. Consistent with the 1990 Census. ... means not applicable or sample too small. – means zero or rounds to zero]

| Characteristics              | Size of occupied detached 1-family homes and 1-family mobile homes |                           |                        |                          |                          |                          |                          |               |              |
|------------------------------|--|---------------------------|------------------------|--------------------------|--------------------------|--------------------------|--------------------------|---------------|--------------|
|                              | Total  | Less than 500 square feet | 500 to 999 square feet | 1000 to 1499 square feet | 1500 to 1999 square feet | 2000 to 2499 square feet | 2500 square feet or more | Not reported  | Median       |
| <b>OWNER OCCUPIED UNITS</b>  |  |                           |                        |                          |                          |                          |                          |               |              |
| <b>Total</b> .....           | <b>5 144</b>   | <b>89</b>                 | <b>444</b>             | <b>1 430</b>             | <b>1 083</b>             | <b>623</b>               | <b>782</b>               | <b>693</b>    | <b>1 621</b> |
| <b>Value</b>                 |  |                           |                        |                          |                          |                          |                          |               |              |
| Less than \$10,000 .....     | 174  | 5                         | 90                     | 26                       | 15                       | 11                       | 13                       | 15            | 917          |
| \$10,000 to \$19,999 .....   | 166  | 6                         | 38                     | 51                       | 24                       | 15                       | 14                       | 18            | 1 289        |
| \$20,000 to \$29,999 .....   | 228  | 17                        | 31                     | 87                       | 31                       | 9                        | 17                       | 37            | 1 276        |
| \$30,000 to \$39,999 .....   | 333  | 4                         | 39                     | 163                      | 61                       | 13                       | 18                       | 35            | 1 325        |
| \$40,000 to \$49,999 .....   | 357  | 15                        | 23                     | 141                      | 83                       | 30                       | 34                       | 30            | 1 443        |
| \$50,000 to \$59,999 .....   | 398  | 12                        | 39                     | 107                      | 99                       | 46                       | 44                       | 52            | 1 578        |
| \$60,000 to \$69,999 .....   | 457  | 3                         | 48                     | 146                      | 109                      | 53                       | 39                       | 60            | 1 509        |
| \$70,000 to \$79,999 .....   | 469  | 3                         | 41                     | 170                      | 99                       | 43                       | 57                       | 56            | 1 478        |
| \$80,000 to \$99,999 .....   | 808  | 5                         | 40                     | 216                      | 216                      | 106                      | 124                      | 101           | 1 715        |
| \$100,000 to \$119,999 ..... | 416  | 2                         | 23                     | 93                       | 94                       | 70                       | 59                       | 76            | 1 778        |
| \$120,000 to \$149,999 ..... | 488  | 8                         | 18                     | 106                      | 109                      | 80                       | 90                       | 78            | 1 836        |
| \$150,000 to \$199,999 ..... | 439  | 3                         | 12                     | 61                       | 92                       | 95                       | 107                      | 69            | 2 091        |
| \$200,000 to \$249,999 ..... | 193  | 4                         | –                      | 23                       | 29                       | 26                       | 74                       | 36            | 2 417        |
| \$250,000 to \$299,999 ..... | 75   | –                         | –                      | 9                        | 14                       | 7                        | 35                       | 10            | 2500+        |
| \$300,000 or more .....      | 141  | 1                         | 3                      | 31                       | 7                        | 19                       | 57                       | 22            | 2 440        |
| <b>Median</b> .....          | <b>79 763</b>  | <b>47 852</b>             | <b>50 350</b>          | <b>69 592</b>            | <b>81 881</b>            | <b>97 402</b>            | <b>110 763</b>           | <b>88 822</b> | <b>...</b>   |

<sup>1</sup>Does not include multiunits, cooperatives, or condominiums.

**Table 5-19. Detailed Tenure by Financial Characteristics—Occupied Units With Black Householder**

[Numbers in thousands. Consistent with the 1990 Census. ... means not applicable or sample too small. — means zero or rounds to zero]

| Characteristics   | Owner occupied |               |               |               |                  |               |               |               | Renter occupied |               |                                   |               |
|---|----------------|---------------|---------------|---------------|------------------|---------------|---------------|---------------|-----------------|---------------|-----------------------------------|---------------|
|   | With mortgage  |               |               |               | With no mortgage |               |               |               | All renters     |               | Unsubsidized renters <sup>1</sup> |               |
|   | Total          | Specified     | Not specified |               | Total            | Specified     | Not specified |               | Specified       | Other         | Specified                         | Other         |
|   |                |               | Condo or Coop | Other         |                  |               | Condo or Coop | Other         |                 |               |                                   |               |
| <b>Total</b> .....  | <b>3 696</b>   | <b>3 109</b>  | <b>149</b>    | <b>438</b>    | <b>2 318</b>     | <b>1 904</b>  | <b>80</b>     | <b>335</b>    | <b>6 825</b>    | <b>98</b>     | <b>4 916</b>                      | <b>72</b>     |
| <b>Income of Families and Primary Individuals</b>                                   |                |               |               |               |                  |               |               |               |                 |               |                                   |               |
| Less than \$5,000 .....   | 142            | 105           | 3             | 33            | 250              | 191           | 9             | 50            | 1 027           | 19            | 586                               | 14            |
| \$5,000 to \$9,999 .....  | 146            | 116           | 5             | 24            | 327              | 255           | 8             | 65            | 1 070           | 5             | 604                               | 3             |
| \$10,000 to \$14,999 .....  | 186            | 140           | 8             | 38            | 269              | 224           | 7             | 38            | 909             | 13            | 604                               | 10            |
| \$15,000 to \$19,999 .....  | 217            | 164           | 2             | 50            | 183              | 145           | —             | 38            | 695             | 11            | 517                               | 3             |
| \$20,000 to \$24,999 .....  | 235            | 193           | 7             | 35            | 230              | 188           | 15            | 26            | 746             | 3             | 581                               | 3             |
| \$25,000 to \$29,999 .....  | 259            | 208           | 12            | 38            | 166              | 146           | 3             | 18            | 564             | 5             | 443                               | 3             |
| \$30,000 to \$34,999 .....  | 291            | 248           | 16            | 27            | 179              | 156           | —             | 22            | 523             | 17            | 457                               | 14            |
| \$35,000 to \$39,999 .....  | 266            | 213           | 9             | 44            | 131              | 103           | 4             | 24            | 318             | 6             | 292                               | 4             |
| \$40,000 to \$49,999 .....  | 356            | 328           | 14            | 14            | 146              | 128           | 7             | 12            | 360             | 11            | 324                               | 11            |
| \$50,000 to \$59,999 .....  | 370            | 317           | 12            | 41            | 114              | 100           | 6             | 9             | 203             | —             | 169                               | —             |
| \$60,000 to \$79,999 .....  | 533            | 475           | 22            | 36            | 157              | 121           | 10            | 26            | 267             | 8             | 218                               | 8             |
| \$80,000 to \$99,999 .....  | 306            | 257           | 22            | 28            | 61               | 58            | —             | 3             | 80              | —             | 70                                | —             |
| \$100,000 to \$119,999 .....  | 133            | 114           | 5             | 15            | 47               | 40            | 7             | —             | 26              | —             | 23                                | —             |
| \$120,000 or more .....   | 256            | 231           | 11            | 14            | 58               | 50            | 4             | 4             | 36              | —             | 27                                | —             |
| <b>Median</b> .....   | <b>42 995</b>  | <b>45 085</b> | <b>47 559</b> | <b>29 977</b> | <b>22 811</b>    | <b>23 665</b> | <b>24 985</b> | <b>16 845</b> | <b>17 920</b>   | <b>20 812</b> | <b>21 265</b>                     | <b>30 300</b> |
| <b>Monthly Housing Costs</b>  |                |               |               |               |                  |               |               |               |                 |               |                                   |               |
| Less than \$100 .....   | 8              | —             | 3             | 4             | 140              | 93            | 21            | 26            | 160             | —             | 27                                | —             |
| \$100 to \$199 .....  | 96             | 70            | —             | 25            | 747              | 588           | 14            | 145           | 491             | 2             | 115                               | —             |
| \$200 to \$249 .....  | 71             | 67            | 2             | 2             | 453              | 381           | 12            | 60            | 217             | —             | 81                                | —             |
| \$250 to \$299 .....  | 89             | 77            | 2             | 10            | 285              | 242           | 9             | 34            | 286             | 5             | 166                               | 3             |
| \$300 to \$349 .....  | 125            | 107           | —             | 18            | 226              | 199           | —             | 27            | 339             | 2             | 235                               | 2             |
| \$350 to \$399 .....  | 102            | 89            | 3             | 10            | 162              | 131           | 7             | 24            | 410             | —             | 318                               | —             |
| \$400 to \$449 .....  | 182            | 133           | 6             | 43            | 81               | 68            | 7             | 7             | 533             | 10            | 425                               | 3             |
| \$450 to \$499 .....  | 172            | 113           | 2             | 58            | 64               | 58            | 3             | 3             | 569             | 10            | 461                               | 5             |
| \$500 to \$599 .....  | 356            | 303           | 12            | 41            | 69               | 63            | 1             | 5             | 1 047           | 17            | 870                               | 14            |
| \$600 to \$699 .....  | 357            | 298           | 20            | 39            | 36               | 33            | 3             | —             | 876             | 17            | 749                               | 17            |
| \$700 to \$799 .....  | 379            | 304           | 25            | 50            | 21               | 18            | 2             | —             | 581             | 13            | 470                               | 10            |
| \$800 to \$999 .....  | 597            | 521           | 28            | 48            | 14               | 14            | —             | —             | 573             | 12            | 495                               | 10            |
| \$1,000 to \$1,249 .....  | 458            | 407           | 17            | 34            | —                | —             | —             | —             | 231             | 3             | 197                               | 3             |
| \$1,250 to \$1,499 .....  | 296            | 268           | 8             | 20            | 2                | 2             | —             | —             | 37              | —             | 36                                | —             |
| \$1,500 or more .....   | 408            | 352           | 20            | 36            | 17               | 13            | 1             | 2             | 80              | —             | 59                                | —             |
| No cash rent .....  | ...            | ...           | ...           | ...           | ...              | ...           | ...           | ...           | 395             | 6             | 211                               | 5             |
| <b>Median (excludes no cash rent)</b> .....   | <b>777</b>     | <b>798</b>    | <b>794</b>    | <b>618</b>    | <b>230</b>       | <b>236</b>    | <b>217</b>    | <b>197</b>    | <b>520</b>      | <b>597</b>    | <b>560</b>                        | <b>639</b>    |
| <b>Median Monthly Housing Costs for Owners</b>                                      |                |               |               |               |                  |               |               |               |                 |               |                                   |               |
| Monthly costs including all mortgages plus maintenance costs .....                  | <b>817</b>     | <b>846</b>    | <b>827</b>    | <b>639</b>    | <b>252</b>       | <b>262</b>    | <b>217</b>    | <b>210</b>    | ...             | ...           | ...                               | ...           |
| Monthly costs excluding second and subsequent mortgages and maintenance costs ..... | <b>768</b>     | <b>786</b>    | <b>794</b>    | <b>618</b>    | <b>230</b>       | <b>236</b>    | <b>217</b>    | <b>197</b>    | ...             | ...           | ...                               | ...           |
| <b>Monthly Housing Costs as Percent of Current Income<sup>2</sup></b>               |                |               |               |               |                  |               |               |               |                 |               |                                   |               |
| Less than 5 percent .....   | 73             | 58            | 7             | 8             | 292              | 224           | 29            | 39            | 68              | —             | 46                                | —             |
| 5 to 9 percent .....  | 324            | 274           | 7             | 43            | 607              | 521           | 14            | 71            | 210             | 3             | 153                               | 3             |
| 10 to 14 percent .....  | 509            | 417           | 24            | 68            | 413              | 337           | 10            | 66            | 518             | —             | 361                               | —             |
| 15 to 19 percent .....  | 618            | 548           | 22            | 48            | 215              | 181           | 1             | 32            | 687             | 21            | 516                               | 17            |
| 20 to 24 percent .....  | 516            | 448           | 29            | 39            | 139              | 130           | 7             | 3             | 804             | 7             | 592                               | 7             |
| 25 to 29 percent .....  | 386            | 341           | 16            | 29            | 131              | 108           | 1             | 22            | 705             | 13            | 468                               | 8             |
| 30 to 34 percent .....  | 276            | 236           | 6             | 33            | 68               | 55            | 2             | 10            | 583             | 6             | 398                               | 2             |
| 35 to 39 percent .....  | 217            | 162           | 16            | 39            | 69               | 50            | —             | 19            | 422             | 13            | 323                               | 6             |
| 40 to 49 percent .....  | 263            | 207           | 6             | 51            | 62               | 50            | 3             | 8             | 541             | —             | 439                               | —             |
| 50 to 59 percent .....  | 105            | 93            | 2             | 10            | 45               | 27            | 3             | 15            | 384             | 8             | 305                               | 8             |
| 60 to 69 percent .....  | 55             | 52            | 2             | 1             | 25               | 19            | —             | 6             | 233             | —             | 183                               | —             |
| 70 to 99 percent .....  | 127            | 96            | 5             | 25            | 44               | 37            | 5             | 1             | 360             | 2             | 267                               | 2             |
| 100 percent or more <sup>3</sup> .....  | 178            | 142           | 7             | 30            | 111              | 86            | —             | 25            | 657             | 13            | 482                               | 10            |
| Zero or negative income .....   | 48             | 34            | —             | 14            | 98               | 78            | 3             | 17            | 258             | 5             | 172                               | 5             |
| No cash rent .....  | —              | —             | —             | —             | —                | —             | —             | —             | 395             | 6             | 211                               | 5             |
| <b>Median (excludes 2 previous lines)</b> .....                                     | <b>23</b>      | <b>23</b>     | <b>23</b>     | <b>26</b>     | <b>13</b>        | <b>12</b>     | <b>8</b>      | <b>14</b>     | <b>31</b>       | <b>30</b>     | <b>32</b>                         | <b>28</b>     |
| <b>Median (excludes 3 lines before medians)</b> .....                               | <b>22</b>      | <b>22</b>     | <b>22</b>     | <b>24</b>     | <b>12</b>        | <b>12</b>     | <b>8</b>      | <b>13</b>     | <b>28</b>       | <b>27</b>     | <b>29</b>                         | <b>25</b>     |

**Table 5-19. Detailed Tenure by Financial Characteristics—Occupied Units With Black Householder—Con.**

[Numbers in thousands. Consistent with the 1990 Census. ... means not applicable or sample too small. — means zero or rounds to zero]

| Characteristics  | Owner occupied |               |               |               |                  |               |               |               | Renter occupied |       |                                   |       |
|--|----------------|---------------|---------------|---------------|------------------|---------------|---------------|---------------|-----------------|-------|-----------------------------------|-------|
|  | With mortgage  |               |               |               | With no mortgage |               |               |               | All renters     |       | Unsubsidized renters <sup>1</sup> |       |
|  | Total          | Specified     | Not specified |               | Total            | Specified     | Not specified |               | Specified       | Other | Specified                         | Other |
|  |                |               | Condo or Coop | Other         |                  |               | Condo or Coop | Other         |                 |       |                                   |       |
| <b>OWNER OCCUPIED UNITS</b>                            |                |               |               |               |                  |               |               |               |                 |       |                                   |       |
| <b>Total</b> .....                                     | <b>3 696</b>   | <b>3 109</b>  | <b>149</b>    | <b>438</b>    | <b>2 318</b>     | <b>1 904</b>  | <b>80</b>     | <b>335</b>    | ...             | ...   | ...                               | ...   |
| <b>Value</b>   |                |               |               |               |                  |               |               |               |                 |       |                                   |       |
| Less than \$10,000 .....                               | 91             | 22            | 4             | 64            | 103              | 27            | 3             | 73            | ...             | ...   | ...                               | ...   |
| \$10,000 to \$19,999 .....                             | 73             | 25            | —             | 48            | 126              | 76            | 3             | 48            | ...             | ...   | ...                               | ...   |
| \$20,000 to \$29,999 .....                             | 112            | 55            | 6             | 51            | 150              | 96            | 1             | 52            | ...             | ...   | ...                               | ...   |
| \$30,000 to \$39,999 .....                             | 191            | 140           | 6             | 44            | 210              | 183           | —             | 27            | ...             | ...   | ...                               | ...   |
| \$40,000 to \$49,999 .....                             | 212            | 164           | 4             | 44            | 199              | 162           | 5             | 31            | ...             | ...   | ...                               | ...   |
| \$50,000 to \$59,999 .....                             | 245            | 203           | 11            | 32            | 217              | 192           | 14            | 11            | ...             | ...   | ...                               | ...   |
| \$60,000 to \$69,999 .....                             | 346            | 300           | 15            | 31            | 192              | 169           | 8             | 15            | ...             | ...   | ...                               | ...   |
| \$70,000 to \$79,999 .....                             | 351            | 322           | 14            | 15            | 174              | 149           | 9             | 16            | ...             | ...   | ...                               | ...   |
| \$80,000 to \$99,999 .....                             | 627            | 588           | 18            | 21            | 316              | 289           | 12            | 14            | ...             | ...   | ...                               | ...   |
| \$100,000 to \$119,999 .....                           | 305            | 255           | 15            | 35            | 172              | 154           | 13            | 5             | ...             | ...   | ...                               | ...   |
| \$120,000 to \$149,999 .....                           | 416            | 380           | 21            | 16            | 188              | 166           | 7             | 15            | ...             | ...   | ...                               | ...   |
| \$150,000 to \$199,999 .....                           | 376            | 349           | 11            | 16            | 138              | 129           | 4             | 5             | ...             | ...   | ...                               | ...   |
| \$200,000 to \$249,999 .....                           | 158            | 145           | 8             | 5             | 57               | 48            | —             | 9             | ...             | ...   | ...                               | ...   |
| \$250,000 to \$299,999 .....                           | 77             | 59            | 11            | 7             | 35               | 29            | —             | 5             | ...             | ...   | ...                               | ...   |
| \$300,000 or more .....                                | 117            | 102           | 5             | 10            | 41               | 33            | —             | 7             | ...             | ...   | ...                               | ...   |
| <b>Median</b> .....                                    | <b>87 238</b>  | <b>91 000</b> | <b>95 084</b> | <b>42 636</b> | <b>68 017</b>    | <b>73 102</b> | <b>76 839</b> | <b>28 938</b> | ...             | ...   | ...                               | ...   |
| <b>Ratio of Value to Current Income</b>                |                |               |               |               |                  |               |               |               |                 |       |                                   |       |
| Less than 1.5 .....                                    | 1 240          | 948           | 49            | 242           | 651              | 464           | 27            | 160           | ...             | ...   | ...                               | ...   |
| 1.5 to 1.9 .....                                       | 660            | 586           | 18            | 56            | 233              | 209           | 4             | 20            | ...             | ...   | ...                               | ...   |
| 2.0 to 2.4 .....                                       | 409            | 353           | 27            | 28            | 169              | 152           | 11            | 7             | ...             | ...   | ...                               | ...   |
| 2.5 to 2.9 .....                                       | 341            | 310           | 9             | 21            | 179              | 149           | —             | 30            | ...             | ...   | ...                               | ...   |
| 3.0 to 3.9 .....                                       | 330            | 282           | 19            | 29            | 231              | 213           | 3             | 15            | ...             | ...   | ...                               | ...   |
| 4.0 to 4.9 .....                                       | 196            | 170           | 4             | 22            | 119              | 94            | 11            | 14            | ...             | ...   | ...                               | ...   |
| 5.0 or more .....                                      | 472            | 426           | 21            | 25            | 638              | 545           | 22            | 71            | ...             | ...   | ...                               | ...   |
| Zero or negative income .....                          | 48             | 34            | —             | 14            | 98               | 78            | 3             | 17            | ...             | ...   | ...                               | ...   |
| <b>Median</b> .....                                    | <b>1.9</b>     | <b>2.0</b>    | <b>2.1</b>    | <b>1.5-</b>   | <b>2.7</b>       | <b>2.8</b>    | <b>2.3</b>    | <b>1.5-</b>   | ...             | ...   | ...                               | ...   |
| <b>Average Monthly Cost Paid for Real Estate Taxes</b> |                |               |               |               |                  |               |               |               |                 |       |                                   |       |
| Less than \$25 .....                                   | 805            | 562           | 20            | 223           | 799              | 583           | 23            | 192           | ...             | ...   | ...                               | ...   |
| \$25 to \$49 .....                                     | 599            | 518           | 20            | 61            | 540              | 457           | 15            | 68            | ...             | ...   | ...                               | ...   |
| \$50 to \$74 .....                                     | 532            | 436           | 31            | 64            | 318              | 290           | 12            | 15            | ...             | ...   | ...                               | ...   |
| \$75 to \$99 .....                                     | 409            | 380           | 13            | 15            | 185              | 167           | 8             | 10            | ...             | ...   | ...                               | ...   |
| \$100 to \$149 .....                                   | 544            | 492           | 26            | 25            | 206              | 174           | 10            | 22            | ...             | ...   | ...                               | ...   |
| \$150 to \$199 .....                                   | 271            | 237           | 17            | 17            | 93               | 77            | 3             | 13            | ...             | ...   | ...                               | ...   |
| \$200 or more .....                                    | 537            | 484           | 21            | 32            | 177              | 155           | 8             | 14            | ...             | ...   | ...                               | ...   |
| <b>Median</b> .....                                    | <b>71</b>      | <b>78</b>     | <b>80</b>     | <b>25-</b>    | <b>42</b>        | <b>45</b>     | <b>53</b>     | <b>25-</b>    | ...             | ...   | ...                               | ...   |
| <b>OWNERS WITH ONE OR MORE REGULAR MORTGAGES</b>       |                |               |               |               |                  |               |               |               |                 |       |                                   |       |
| <b>Total</b> .....                                     | <b>3 487</b>   | <b>2 933</b>  | <b>138</b>    | <b>416</b>    | ...              | ...           | ...           | ...           | ...             | ...   | ...                               | ...   |
| <b>Monthly Payment for Principal and Interest</b>      |                |               |               |               |                  |               |               |               |                 |       |                                   |       |
| One or more regular mortgages .....                    | 3 487          | 2 933         | 138           | 416           | ...              | ...           | ...           | ...           | ...             | ...   | ...                               | ...   |
| Less than \$100 .....                                  | 161            | 138           | 7             | 15            | ...              | ...           | ...           | ...           | ...             | ...   | ...                               | ...   |
| \$100 to \$199 .....                                   | 267            | 228           | 7             | 32            | ...              | ...           | ...           | ...           | ...             | ...   | ...                               | ...   |
| \$200 to \$249 .....                                   | 177            | 127           | 3             | 46            | ...              | ...           | ...           | ...           | ...             | ...   | ...                               | ...   |
| \$250 to \$299 .....                                   | 246            | 165           | 15            | 66            | ...              | ...           | ...           | ...           | ...             | ...   | ...                               | ...   |
| \$300 to \$349 .....                                   | 196            | 157           | 11            | 28            | ...              | ...           | ...           | ...           | ...             | ...   | ...                               | ...   |
| \$350 to \$399 .....                                   | 221            | 163           | 10            | 48            | ...              | ...           | ...           | ...           | ...             | ...   | ...                               | ...   |
| \$400 to \$449 .....                                   | 230            | 203           | 2             | 26            | ...              | ...           | ...           | ...           | ...             | ...   | ...                               | ...   |
| \$450 to \$499 .....                                   | 232            | 202           | 6             | 25            | ...              | ...           | ...           | ...           | ...             | ...   | ...                               | ...   |
| \$500 to \$599 .....                                   | 373            | 323           | 26            | 25            | ...              | ...           | ...           | ...           | ...             | ...   | ...                               | ...   |
| \$600 to \$699 .....                                   | 331            | 296           | 10            | 25            | ...              | ...           | ...           | ...           | ...             | ...   | ...                               | ...   |
| \$700 to \$799 .....                                   | 241            | 211           | 10            | 20            | ...              | ...           | ...           | ...           | ...             | ...   | ...                               | ...   |
| \$800 to \$999 .....                                   | 324            | 295           | 11            | 17            | ...              | ...           | ...           | ...           | ...             | ...   | ...                               | ...   |
| \$1,000 to \$1,249 .....                               | 247            | 215           | 16            | 16            | ...              | ...           | ...           | ...           | ...             | ...   | ...                               | ...   |
| \$1,250 to \$1,499 .....                               | 81             | 80            | 1             | —             | ...              | ...           | ...           | ...           | ...             | ...   | ...                               | ...   |
| \$1,500 or more .....                                  | 160            | 129           | 3             | 28            | ...              | ...           | ...           | ...           | ...             | ...   | ...                               | ...   |
| <b>Median</b> .....                                    | <b>504</b>     | <b>526</b>    | <b>532</b>    | <b>371</b>    | ...              | ...           | ...           | ...           | ...             | ...   | ...                               | ...   |
| <b>Type of Primary Mortgage</b>                        |                |               |               |               |                  |               |               |               |                 |       |                                   |       |
| FHA .....  | 981            | 891           | 47            | 43            | ...              | ...           | ...           | ...           | ...             | ...   | ...                               | ...   |
| VA .....   | 265            | 248           | 10            | 7             | ...              | ...           | ...           | ...           | ...             | ...   | ...                               | ...   |
| Farmers Home Administration .....                      | 52             | 43            | —             | 9             | ...              | ...           | ...           | ...           | ...             | ...   | ...                               | ...   |
| Other types .....                                      | 1 815          | 1 422         | 76            | 317           | ...              | ...           | ...           | ...           | ...             | ...   | ...                               | ...   |
| Don't know .....                                       | 18             | 18            | —             | —             | ...              | ...           | ...           | ...           | ...             | ...   | ...                               | ...   |
| Not reported .....                                     | 355            | 310           | 5             | 40            | ...              | ...           | ...           | ...           | ...             | ...   | ...                               | ...   |
| <b>Mortgage Origination</b>                            |                |               |               |               |                  |               |               |               |                 |       |                                   |       |
| Placed new mortgage(s) .....                           | 3 426          | 2 879         | 138           | 409           | ...              | ...           | ...           | ...           | ...             | ...   | ...                               | ...   |
| Primary obtained when property acquired .....          | 2 749          | 2 265         | 126           | 357           | ...              | ...           | ...           | ...           | ...             | ...   | ...                               | ...   |
| Obtained later .....                                   | 677            | 613           | 12            | 52            | ...              | ...           | ...           | ...           | ...             | ...   | ...                               | ...   |
| Assumed .....  | 44             | 37            | —             | 7             | ...              | ...           | ...           | ...           | ...             | ...   | ...                               | ...   |
| Wrap-around .....                                      | 4              | 4             | —             | —             | ...              | ...           | ...           | ...           | ...             | ...   | ...                               | ...   |
| Combination of the above .....                         | 12             | 12            | —             | —             | ...              | ...           | ...           | ...           | ...             | ...   | ...                               | ...   |

Table 5-19. **Detailed Tenure by Financial Characteristics—Occupied Units With Black Householder—Con.**

[Numbers in thousands. Consistent with the 1990 Census. ... means not applicable or sample too small. — means zero or rounds to zero]

| Characteristics                                       | Owner occupied |           |               |       |                  |           |               |       | Renter occupied |       |                                   |       |
|---|----------------|-----------|---------------|-------|------------------|-----------|---------------|-------|-----------------|-------|-----------------------------------|-------|
|   | With mortgage  |           |               |       | With no mortgage |           |               |       | All renters     |       | Unsubsidized renters <sup>1</sup> |       |
|   | Total          | Specified | Not specified |       | Total            | Specified | Not specified |       | Specified       | Other | Specified                         | Other |
|   |                |           | Condo or Coop | Other |                  |           | Condo or Coop | Other |                 |       |                                   |       |
| <b>OWNERS WITH ONE OR MORE REGULAR MORTGAGES—Con.</b> |                |           |               |       |                  |           |               |       |                 |       |                                   |       |
| <b>Payment Plan of Primary Mortgage</b>               |                |           |               |       |                  |           |               |       |                 |       |                                   |       |
| Fixed payment, self-amortizing .....                  | 2 680          | 2 243     | 116           | 321   | ...              | ...       | ...           | ...   | ...             | ...   | ...                               | ...   |
| Adjustable rate mortgage .....                        | 139            | 131       | 1             | 7     | ...              | ...       | ...           | ...   | ...             | ...   | ...                               | ...   |
| Adjustable term mortgage .....                        | 46             | 24        | 6             | 16    | ...              | ...       | ...           | ...   | ...             | ...   | ...                               | ...   |
| Graduated payment mortgage .....                      | 32             | 29        | —             | 2     | ...              | ...       | ...           | ...   | ...             | ...   | ...                               | ...   |
| Balloon .....   | 22             | 13        | —             | 9     | ...              | ...       | ...           | ...   | ...             | ...   | ...                               | ...   |
| Other .....   | —              | —         | —             | —     | ...              | ...       | ...           | ...   | ...             | ...   | ...                               | ...   |
| Combination of the above .....                        | 14             | 6         | 4             | 4     | ...              | ...       | ...           | ...   | ...             | ...   | ...                               | ...   |
| Not reported .....                                    | 554            | 486       | 11            | 57    | ...              | ...       | ...           | ...   | ...             | ...   | ...                               | ...   |
| <b>Payment Plan of Secondary Mortgage</b>             |                |           |               |       |                  |           |               |       |                 |       |                                   |       |
| Units with two or more mortgages .....                | 135            | 130       | —             | 5     | ...              | ...       | ...           | ...   | ...             | ...   | ...                               | ...   |
| Fixed payment, self-amortizing .....                  | 118            | 113       | —             | 5     | ...              | ...       | ...           | ...   | ...             | ...   | ...                               | ...   |
| Adjustable rate mortgage .....                        | 2              | 2         | —             | —     | ...              | ...       | ...           | ...   | ...             | ...   | ...                               | ...   |
| Adjustable term mortgage .....                        | 9              | 9         | —             | —     | ...              | ...       | ...           | ...   | ...             | ...   | ...                               | ...   |
| Graduated payment mortgage .....                      | 3              | 3         | —             | —     | ...              | ...       | ...           | ...   | ...             | ...   | ...                               | ...   |
| Balloon .....   | 1              | 1         | —             | —     | ...              | ...       | ...           | ...   | ...             | ...   | ...                               | ...   |
| Other .....   | —              | —         | —             | —     | ...              | ...       | ...           | ...   | ...             | ...   | ...                               | ...   |
| Combination of the above .....                        | —              | —         | —             | —     | ...              | ...       | ...           | ...   | ...             | ...   | ...                               | ...   |
| Not reported .....                                    | 3              | 3         | —             | —     | ...              | ...       | ...           | ...   | ...             | ...   | ...                               | ...   |
| <b>Lenders of Primary and Secondary Mortgages</b>     |                |           |               |       |                  |           |               |       |                 |       |                                   |       |
| Only borrowed from firm(s) .....                      | 3 001          | 2 516     | 131           | 354   | ...              | ...       | ...           | ...   | ...             | ...   | ...                               | ...   |
| Only borrowed from seller .....                       | 41             | 34        | —             | 7     | ...              | ...       | ...           | ...   | ...             | ...   | ...                               | ...   |
| Only borrowed from other individual(s) .....          | 31             | 22        | —             | 10    | ...              | ...       | ...           | ...   | ...             | ...   | ...                               | ...   |
| Borrowed from a firm and seller .....                 | 2              | —         | —             | 2     | ...              | ...       | ...           | ...   | ...             | ...   | ...                               | ...   |
| Borrowed from a firm and other individual .....       | —              | —         | —             | —     | ...              | ...       | ...           | ...   | ...             | ...   | ...                               | ...   |
| Borrowed from seller and other individual .....       | —              | —         | —             | —     | ...              | ...       | ...           | ...   | ...             | ...   | ...                               | ...   |
| One or both sources not reported .....                | 412            | 361       | 7             | 43    | ...              | ...       | ...           | ...   | ...             | ...   | ...                               | ...   |

<sup>1</sup>Excludes units in public housing projects and housing units with government rent subsidies.

<sup>2</sup>Beginning with 1989 this item uses current income in its calculation, see Appendix A.

<sup>3</sup>May reflect a temporary situation, living off savings, or response error.

**Table 5-20. Income of Families and Primary Individuals by Selected Characteristics—Occupied Units With Black Householder**

[Numbers in thousands. Consistent with the 1990 Census. .... means not applicable or sample too small. — means zero or rounds to zero]

| Characteristics  | Total         | Zero to negative | \$1 to \$4,999 | \$5,000 to \$9,999 | \$10,000 to \$14,999 | \$15,000 to \$19,999 | \$20,000 to \$29,999 | \$30,000 to \$39,999 | \$40,000 to \$59,999 | \$60,000 to \$79,999 | \$80,000 to \$99,999 | \$100,000 to \$119,999 | \$120,000 or more | Median        |
|--|---------------|------------------|----------------|--------------------|----------------------|----------------------|----------------------|----------------------|----------------------|----------------------|----------------------|------------------------|-------------------|---------------|
| <b>Total</b>   | <b>12 936</b> | <b>466</b>       | <b>972</b>     | <b>1 548</b>       | <b>1 379</b>         | <b>1 106</b>         | <b>2 207</b>         | <b>1 731</b>         | <b>1 561</b>         | <b>965</b>           | <b>447</b>           | <b>205</b>             | <b>350</b>        | <b>24 521</b> |
| <b>Units in Structure</b>                                  |               |                  |                |                    |                      |                      |                      |                      |                      |                      |                      |                        |                   |               |
| 1, detached  | 6 076         | 185              | 310            | 582                | 549                  | 421                  | 873                  | 831                  | 943                  | 633                  | 306                  | 151                    | 291               | 31 410        |
| 1, attached  | 1 411         | 52               | 103            | 147                | 159                  | 136                  | 249                  | 206                  | 163                  | 90                   | 55                   | 25                     | 27                | 24 381        |
| 2 to 4   | 1 728         | 90               | 197            | 268                | 201                  | 154                  | 319                  | 207                  | 148                  | 80                   | 39                   | 7                      | 18                | 18 532        |
| 5 to 9   | 1 022         | 31               | 111            | 151                | 126                  | 94                   | 225                  | 160                  | 75                   | 28                   | 16                   | 4                      | 1                 | 19 870        |
| 10 to 19   | 804           | 27               | 84             | 88                 | 102                  | 98                   | 181                  | 103                  | 81                   | 29                   | 6                    | 4                      | 1                 | 20 131        |
| 20 to 49   | 593           | 23               | 46             | 74                 | 79                   | 61                   | 138                  | 78                   | 51                   | 27                   | 11                   | 3                      | 3                 | 20 928        |
| 50 or more   | 716           | 28               | 65             | 144                | 97                   | 57                   | 120                  | 73                   | 61                   | 55                   | 6                    | 1                      | 9                 | 16 994        |
| Mobile home or trailer                                     | 586           | 29               | 57             | 92                 | 65                   | 84                   | 104                  | 73                   | 38                   | 23                   | 10                   | 11                     | —                 | 17 957        |
| <b>Year Structure Built<sup>1</sup></b>                    |               |                  |                |                    |                      |                      |                      |                      |                      |                      |                      |                        |                   |               |
| 2000 to 2004   | —             | —                | —              | —                  | —                    | —                    | —                    | —                    | —                    | —                    | —                    | —                      | —                 | —             |
| 1995 to 1999   | 734           | 12               | 34             | 59                 | 58                   | 70                   | 109                  | 93                   | 101                  | 79                   | 49                   | 19                     | 51                | 32 697        |
| 1990 to 1994   | 524           | 24               | 21             | 50                 | 32                   | 36                   | 77                   | 33                   | 90                   | 69                   | 45                   | 22                     | 25                | 36 829        |
| 1985 to 1989   | 754           | 28               | 51             | 50                 | 48                   | 48                   | 121                  | 117                  | 112                  | 82                   | 43                   | 28                     | 27                | 32 625        |
| 1980 to 1984   | 767           | 22               | 52             | 65                 | 66                   | 80                   | 150                  | 110                  | 97                   | 57                   | 32                   | 12                     | 24                | 26 608        |
| 1975 to 1979   | 960           | 37               | 57             | 133                | 107                  | 82                   | 182                  | 121                  | 112                  | 61                   | 35                   | 8                      | 26                | 23 584        |
| 1970 to 1974   | 1 382         | 53               | 112            | 185                | 176                  | 92                   | 232                  | 198                  | 170                  | 99                   | 22                   | 11                     | 31                | 23 144        |
| 1960 to 1969   | 1 907         | 43               | 148            | 229                | 177                  | 154                  | 357                  | 267                  | 229                  | 142                  | 89                   | 23                     | 48                | 25 674        |
| 1950 to 1959   | 1 674         | 64               | 144            | 185                | 202                  | 117                  | 299                  | 231                  | 214                  | 121                  | 35                   | 25                     | 37                | 24 175        |
| 1940 to 1949   | 1 282         | 56               | 106            | 178                | 143                  | 126                  | 211                  | 174                  | 142                  | 87                   | 26                   | 15                     | 17                | 21 478        |
| 1930 to 1939   | 1 073         | 39               | 89             | 168                | 146                  | 105                  | 159                  | 130                  | 125                  | 41                   | 19                   | 21                     | 29                | 19 426        |
| 1920 to 1929   | 845           | 33               | 68             | 112                | 101                  | 98                   | 145                  | 105                  | 65                   | 59                   | 26                   | 14                     | 18                | 20 641        |
| 1919 or earlier  | 1 033         | 54               | 90             | 134                | 122                  | 98                   | 165                  | 151                  | 103                  | 67                   | 26                   | 6                      | 18                | 21 147        |
| <b>Median</b>  | <b>1963</b>   | <b>1958</b>      | <b>1959</b>    | <b>1960</b>        | <b>1959</b>          | <b>1961</b>          | <b>1963</b>          | <b>1963</b>          | <b>1966</b>          | <b>1968</b>          | <b>1971</b>          | <b>1969</b>            | <b>1972</b>       | <b>...</b>    |
| <b>Rooms</b>   |               |                  |                |                    |                      |                      |                      |                      |                      |                      |                      |                        |                   |               |
| 1 room   | 66            | —                | 20             | 14                 | 13                   | 4                    | 6                    | 4                    | 2                    | 4                    | —                    | —                      | —                 | 9 749         |
| 2 rooms  | 148           | 8                | 13             | 37                 | 28                   | 21                   | 26                   | 10                   | —                    | 3                    | 3                    | —                      | —                 | 12 913        |
| 3 rooms  | 1 605         | 74               | 136            | 331                | 225                  | 163                  | 303                  | 161                  | 136                  | 46                   | 21                   | 4                      | 5                 | 16 109        |
| 4 rooms  | 2 953         | 105              | 322            | 416                | 387                  | 318                  | 549                  | 423                  | 238                  | 131                  | 40                   | 2                      | 22                | 18 879        |
| 5 rooms  | 3 212         | 157              | 282            | 388                | 367                  | 308                  | 573                  | 445                  | 358                  | 180                  | 93                   | 23                     | 37                | 21 797        |
| 6 rooms  | 2 613         | 74               | 111            | 231                | 237                  | 207                  | 421                  | 415                  | 426                  | 255                  | 97                   | 61                     | 79                | 30 607        |
| 7 rooms  | 1 283         | 21               | 51             | 89                 | 83                   | 43                   | 218                  | 162                  | 247                  | 179                  | 85                   | 46                     | 58                | 38 363        |
| 8 rooms  | 609           | 16               | 24             | 33                 | 18                   | 26                   | 70                   | 78                   | 88                   | 90                   | 64                   | 48                     | 55                | 49 101        |
| 9 rooms  | 241           | 5                | 8              | 4                  | 13                   | 8                    | 28                   | 13                   | 44                   | 50                   | 18                   | 5                      | 45                | 58 817        |
| 10 rooms or more   | 205           | 6                | 4              | 5                  | 7                    | 9                    | 14                   | 21                   | 23                   | 27                   | 27                   | 16                     | 49                | 71 786        |
| <b>Bedrooms</b>  |               |                  |                |                    |                      |                      |                      |                      |                      |                      |                      |                        |                   |               |
| None   | 139           | 3                | 28             | 30                 | 27                   | 16                   | 14                   | 12                   | 3                    | 4                    | 3                    | —                      | —                 | 11 692        |
| 1  | 2 104         | 85               | 190            | 408                | 279                  | 210                  | 416                  | 249                  | 157                  | 70                   | 24                   | 6                      | 12                | 17 160        |
| 2  | 4 043         | 176              | 418            | 503                | 521                  | 410                  | 769                  | 537                  | 396                  | 194                  | 66                   | 16                     | 38                | 19 929        |
| 3  | 4 962         | 171              | 274            | 486                | 433                  | 392                  | 759                  | 744                  | 758                  | 457                  | 218                  | 118                    | 153               | 29 567        |
| 4 or more  | 1 688         | 32               | 63             | 122                | 119                  | 77                   | 250                  | 188                  | 246                  | 239                  | 137                  | 66                     | 148               | 39 579        |
| <b>Complete Bathrooms</b>                                  |               |                  |                |                    |                      |                      |                      |                      |                      |                      |                      |                        |                   |               |
| None   | 146           | 2                | 34             | 38                 | 27                   | 15                   | 9                    | 12                   | 4                    | 4                    | —                    | —                      | 2                 | 9 809         |
| 1  | 7 160         | 306              | 707            | 1 128              | 956                  | 726                  | 1 345                | 888                  | 621                  | 276                  | 121                  | 36                     | 50                | 18 325        |
| 1 and one-half   | 2 010         | 57               | 109            | 162                | 146                  | 139                  | 391                  | 306                  | 313                  | 217                  | 69                   | 47                     | 53                | 30 009        |
| 2 or more  | 3 620         | 101              | 122            | 219                | 250                  | 225                  | 462                  | 525                  | 623                  | 468                  | 257                  | 123                    | 244               | 38 196        |
| <b>Main Heating Equipment</b>                              |               |                  |                |                    |                      |                      |                      |                      |                      |                      |                      |                        |                   |               |
| Warm-air furnace   | 7 399         | 258              | 528            | 753                | 741                  | 578                  | 1 267                | 1 022                | 948                  | 623                  | 281                  | 159                    | 239               | 26 632        |
| Steam or hot water system                                  | 1 867         | 63               | 133            | 198                | 187                  | 195                  | 302                  | 251                  | 224                  | 142                  | 87                   | 37                     | 48                | 25 183        |
| Electric heat pump   | 1 337         | 28               | 79             | 101                | 136                  | 119                  | 254                  | 205                  | 210                  | 104                  | 56                   | 7                      | 38                | 28 061        |
| Built-in electric units                                    | 435           | 20               | 31             | 68                 | 57                   | 39                   | 97                   | 40                   | 46                   | 24                   | 10                   | —                      | 4                 | 20 317        |
| Floor, wall, or other built-in hot-air units without ducts | 690           | 27               | 83             | 120                | 87                   | 63                   | 110                  | 92                   | 44                   | 43                   | 9                    | —                      | 12                | 17 206        |
| Room heaters with flue                                     | 301           | 9                | 23             | 95                 | 29                   | 33                   | 38                   | 29                   | 26                   | 16                   | —                    | —                      | 4                 | 14 120        |
| Room heaters without flue                                  | 586           | 30               | 67             | 154                | 99                   | 40                   | 85                   | 59                   | 40                   | 10                   | —                    | —                      | —                 | 12 074        |
| Portable electric heaters                                  | 109           | 7                | 13             | 10                 | 20                   | 18                   | 20                   | 10                   | 9                    | 2                    | —                    | —                      | —                 | 16 107        |
| Stoves   | 81            | 4                | 6              | 24                 | 7                    | 8                    | 10                   | 8                    | 7                    | 3                    | 4                    | —                      | —                 | 14 768        |
| Fireplaces with inserts                                    | 12            | 2                | —              | —                  | 2                    | 1                    | —                    | —                    | 3                    | —                    | —                    | —                      | 4                 | ...           |
| Fireplaces without inserts                                 | 10            | —                | —              | 6                  | —                    | —                    | —                    | —                    | 2                    | —                    | —                    | —                      | —                 | ...           |
| Other  | 48            | 8                | —              | 10                 | 1                    | 4                    | 15                   | 10                   | —                    | —                    | —                    | —                      | —                 | ...           |
| Cooking stove  | 16            | 3                | 5              | 3                  | 2                    | —                    | 1                    | —                    | 2                    | —                    | —                    | —                      | —                 | ...           |
| None   | 45            | 6                | 4              | 6                  | 8                    | 6                    | 7                    | 3                    | 3                    | —                    | —                    | 2                      | —                 | ...           |
| <b>Primary Source of Water</b>                             |               |                  |                |                    |                      |                      |                      |                      |                      |                      |                      |                        |                   |               |
| Public system or private company                           | 12 342        | 446              | 913            | 1 482              | 1 307                | 1 047                | 2 123                | 1 641                | 1 494                | 921                  | 432                  | 192                    | 343               | 24 595        |
| Well serving 1 to 5 units                                  | 581           | 20               | 56             | 65                 | 63                   | 59                   | 82                   | 89                   | 67                   | 43                   | 15                   | 13                     | 7                 | 23 281        |
| Drilled  | 423           | 18               | 36             | 47                 | 42                   | 38                   | 55                   | 74                   | 51                   | 37                   | 6                    | 11                     | 7                 | 25 363        |
| Dug  | 102           | 2                | 15             | 10                 | 18                   | 11                   | 19                   | 12                   | 9                    | 5                    | —                    | 2                      | —                 | 18 046        |
| Not reported   | 57            | —                | 4              | 8                  | 4                    | 10                   | 8                    | 4                    | 7                    | 2                    | 9                    | —                      | —                 | 22 078        |
| Other  | 13            | —                | 2              | 1                  | 8                    | —                    | 2                    | —                    | —                    | —                    | —                    | —                      | —                 | ...           |
| <b>Means of Sewage Disposal</b>                            |               |                  |                |                    |                      |                      |                      |                      |                      |                      |                      |                        |                   |               |
| Public sewer   | 11 714        | 422              | 881            | 1 378              | 1 243                | 973                  | 2 007                | 1 585                | 1 423                | 896                  | 410                  | 174                    | 320               | 24 779        |
| Septic tank, cesspool, chemical toilet                     | 1 204         | 44               | 91             | 166                | 129                  | 128                  | 198                  | 143                  | 138                  | 69                   | 37                   | 31                     | 30                | 22 227        |
| Other  | 19            | —                | —              | 5                  | 6                    | 4                    | 2                    | 2                    | —                    | —                    | —                    | —                      | —                 | ...           |
| <b>Main House Heating Fuel</b>                             |               |                  |                |                    |                      |                      |                      |                      |                      |                      |                      |                        |                   |               |
| Housing units with heating fuel                            | 12 891        | 460              | 968            | 1 542              | 1 371                | 1 099                | 2 200                | 1 727                | 1 558                | 965                  | 447                  | 203                    | 350               | 24 565        |
| Electricity  | 4 324         | 153              | 307            | 456                | 507                  | 383                  | 825                  | 626                  | 532                  | 296                  | 118                  | 43                     | 76                | 24 297        |
| Piped gas  | 6 718         | 244              | 505            | 823                | 689                  | 526                  | 1 068                | 843                  | 826                  | 544                  | 274                  | 144                    | 234               | 25 364        |
| Bottled gas  | 509           | 12               | 49             | 113                | 48                   | 56                   | 84                   | 67                   | 40                   | 24                   | 10                   | 2                      | 6                 | 18 003        |
| Fuel oil   | 1 065         | 41               | 77             | 97                 | 101                  | 112                  | 165                  | 165                  | 132                  | 96                   | 39                   | 8                      | 30                | 26 287        |
| Kerosene or other liquid fuel                              | 145           | 2                | 22             | 19                 | 20                   | 11                   | 36                   | 13                   | 18                   | —                    | 3                    | —                      | —                 | 18 947        |
| Coal or coke   | 2             | —                | —              | 2                  | —                    | —                    | —                    | —                    | —                    | —                    | —                    | —                      | —                 | ...           |
| Wood   | 107           | 4                | 6              | 26                 | 7                    | 8                    | 18                   | 12                   | 9                    | 5                    | 4                    | 3                      | 4                 | 21 266        |
| Solar energy   | 3             | —                | —              | —                  | —                    | —                    | —                    | —                    | —                    | —                    | —                    | —                      | —                 | ...           |
| Other  | 18            | 4                | 2              | 6                  | —                    | 2                    | 2                    | 1                    | 1                    | —                    | —                    | —                      | —                 | ...           |



**Table 5-20. Income of Families and Primary Individuals by Selected Characteristics—Occupied Units With Black Householder—Con.**

[Numbers in thousands. Consistent with the 1990 Census. .... means not applicable or sample too small. — means zero or rounds to zero]

| Characteristics   | Total  | Zero to negative | \$1 to \$4,999 | \$5,000 to \$9,999 | \$10,000 to \$14,999 | \$15,000 to \$19,999 | \$20,000 to \$29,999 | \$30,000 to \$39,999 | \$40,000 to \$59,999 | \$60,000 to \$79,999 | \$80,000 to \$99,999 | \$100,000 to \$119,999 | \$120,000 or more | Median |
|---|--------|------------------|----------------|--------------------|----------------------|----------------------|----------------------|----------------------|----------------------|----------------------|----------------------|------------------------|-------------------|--------|
| <b>Cooking Fuel</b>   |        |                  |                |                    |                      |                      |                      |                      |                      |                      |                      |                        |                   |        |
| With cooking fuel .....   | 12 844 | 461              | 954            | 1 525              | 1 363                | 1 103                | 2 199                | 1 724                | 1 555                | 961                  | 447                  | 205                    | 348               | 24 624 |
| Electricity .....   | 6 182  | 214              | 405            | 616                | 655                  | 521                  | 1 078                | 896                  | 813                  | 523                  | 228                  | 69                     | 164               | 26 303 |
| Piped gas .....   | 6 173  | 237              | 495            | 810                | 652                  | 514                  | 1 036                | 773                  | 714                  | 422                  | 216                  | 129                    | 176               | 23 654 |
| Bottled gas .....   | 489    | 10               | 54             | 99                 | 56                   | 68                   | 85                   | 56                   | 28                   | 16                   | 4                    | 7                      | 7                 | 16 959 |
| Kerosene or other liquid fuel .....   | —      | —                | —              | —                  | —                    | —                    | —                    | —                    | —                    | —                    | —                    | —                      | —                 | ...    |
| Coal or coke .....  | —      | —                | —              | —                  | —                    | —                    | —                    | —                    | —                    | —                    | —                    | —                      | —                 | ...    |
| Wood .....  | —      | —                | —              | —                  | —                    | —                    | —                    | —                    | —                    | —                    | —                    | —                      | —                 | ...    |
| Other .....   | —      | —                | —              | —                  | —                    | —                    | —                    | —                    | —                    | —                    | —                    | —                      | —                 | ...    |
| <b>Persons</b>  |        |                  |                |                    |                      |                      |                      |                      |                      |                      |                      |                        |                   |        |
| 1 person .....  | 3 880  | 187              | 343            | 735                | 483                  | 383                  | 666                  | 496                  | 361                  | 134                  | 55                   | 15                     | 22                | 17 510 |
| 2 persons .....   | 3 379  | 129              | 284            | 350                | 368                  | 268                  | 707                  | 484                  | 391                  | 192                  | 82                   | 43                     | 80                | 24 099 |
| 3 persons .....   | 2 243  | 58               | 152            | 214                | 229                  | 202                  | 315                  | 338                  | 328                  | 192                  | 104                  | 33                     | 77                | 28 449 |
| 4 persons .....   | 1 927  | 58               | 117            | 157                | 163                  | 137                  | 257                  | 232                  | 270                  | 245                  | 124                  | 71                     | 96                | 33 204 |
| 5 persons .....   | 936    | 23               | 43             | 65                 | 72                   | 61                   | 156                  | 114                  | 124                  | 153                  | 57                   | 29                     | 39                | 34 170 |
| 6 persons .....   | 328    | 4                | 26             | 13                 | 34                   | 30                   | 56                   | 45                   | 47                   | 26                   | 22                   | 5                      | 21                | 30 538 |
| 7 persons or more .....   | 242    | 6                | 7              | 14                 | 29                   | 25                   | 51                   | 20                   | 40                   | 23                   | 3                    | 9                      | 15                | 27 769 |
| <b>Household Composition by Age of Householder</b>                                  |        |                  |                |                    |                      |                      |                      |                      |                      |                      |                      |                        |                   |        |
| 2-or-more-person households .....   | 9 056  | 279              | 629            | 813                | 896                  | 723                  | 1 542                | 1 234                | 1 200                | 830                  | 392                  | 191                    | 328               | 27 708 |
| Married-couple families, no nonrelatives .....                                      | 3 941  | 57               | 90             | 140                | 216                  | 193                  | 513                  | 605                  | 739                  | 640                  | 316                  | 160                    | 272               | 44 227 |
| Under 25 years .....  | 98     | 3                | 5              | 4                  | 15                   | 13                   | 34                   | 14                   | 1                    | 5                    | 2                    | —                      | 2                 | 22 662 |
| 25 to 29 years .....  | 261    | 4                | 5              | 13                 | 15                   | 11                   | 49                   | 50                   | 54                   | 35                   | 15                   | 1                      | 10                | 36 726 |
| 30 to 34 years .....  | 479    | 8                | 10             | 10                 | 20                   | 26                   | 36                   | 96                   | 96                   | 100                  | 51                   | 15                     | 13                | 47 196 |
| 35 to 44 years .....  | 1 102  | 11               | 11             | 24                 | 26                   | 32                   | 124                  | 141                  | 269                  | 210                  | 106                  | 69                     | 80                | 53 578 |
| 45 to 64 years .....  | 1 499  | 16               | 26             | 39                 | 72                   | 73                   | 171                  | 241                  | 250                  | 257                  | 131                  | 67                     | 155               | 48 747 |
| 65 years and over .....   | 502    | 15               | 33             | 51                 | 68                   | 38                   | 100                  | 61                   | 70                   | 33                   | 12                   | 8                      | 13                | 24 637 |
| Other male householder .....  | 1 053  | 50               | 61             | 102                | 106                  | 102                  | 233                  | 152                  | 148                  | 28                   | 45                   | 7                      | 20                | 24 536 |
| Under 45 years .....  | 691    | 37               | 48             | 69                 | 60                   | 54                   | 161                  | 101                  | 104                  | 9                    | 30                   | 3                      | 16                | 24 826 |
| 45 to 64 years .....  | 247    | 10               | 10             | 18                 | 21                   | 29                   | 54                   | 35                   | 41                   | 15                   | 10                   | 2                      | 2                 | 26 645 |
| 65 years and over .....   | 115    | 3                | 4              | 15                 | 26                   | 19                   | 18                   | 16                   | 3                    | 4                    | 5                    | 2                      | 1                 | 17 898 |
| Other female householder .....  | 4 062  | 173              | 478            | 570                | 573                  | 428                  | 796                  | 478                  | 313                  | 162                  | 31                   | 24                     | 36                | 17 766 |
| Under 45 years .....  | 2 610  | 127              | 392            | 345                | 367                  | 287                  | 530                  | 281                  | 165                  | 87                   | 19                   | 3                      | 8                 | 16 295 |
| 45 to 64 years .....  | 1 009  | 41               | 69             | 111                | 128                  | 81                   | 199                  | 141                  | 125                  | 65                   | 4                    | 19                     | 27                | 23 757 |
| 65 years and over .....   | 443    | 5                | 17             | 114                | 79                   | 59                   | 67                   | 55                   | 24                   | 10                   | 9                    | 2                      | 1                 | 15 539 |
| 1-person households .....   | 3 880  | 187              | 343            | 735                | 483                  | 383                  | 666                  | 496                  | 361                  | 134                  | 55                   | 15                     | 22                | 17 510 |
| Male householder .....  | 1 794  | 76               | 146            | 270                | 221                  | 172                  | 329                  | 262                  | 196                  | 73                   | 25                   | 8                      | 14                | 20 305 |
| Under 45 years .....  | 916    | 41               | 68             | 82                 | 116                  | 90                   | 209                  | 141                  | 115                  | 27                   | 17                   | 3                      | 7                 | 22 896 |
| 45 to 64 years .....  | 574    | 24               | 50             | 73                 | 49                   | 56                   | 86                   | 108                  | 79                   | 36                   | 8                    | 4                      | 2                 | 24 109 |
| 65 years and over .....   | 303    | 10               | 28             | 116                | 57                   | 27                   | 34                   | 13                   | 2                    | 10                   | —                    | 2                      | 5                 | 9 910  |
| Female householder .....  | 2 087  | 111              | 197            | 465                | 261                  | 210                  | 336                  | 234                  | 165                  | 62                   | 31                   | 6                      | 8                 | 15 229 |
| Under 45 years .....  | 707    | 48               | 41             | 69                 | 85                   | 86                   | 139                  | 130                  | 75                   | 17                   | 16                   | 1                      | —                 | 21 774 |
| 45 to 64 years .....  | 741    | 40               | 67             | 123                | 69                   | 77                   | 134                  | 90                   | 74                   | 39                   | 14                   | 5                      | 8                 | 19 653 |
| 65 years and over .....   | 638    | 23               | 89             | 273                | 107                  | 47                   | 63                   | 15                   | 16                   | 5                    | —                    | —                      | —                 | 8 807  |
| <b>Own Never Married Children Under 18 Years Old</b>                                |        |                  |                |                    |                      |                      |                      |                      |                      |                      |                      |                        |                   |        |
| No own children under 18 years .....  | 8 166  | 306              | 551            | 1 131              | 919                  | 703                  | 1 453                | 1 133                | 938                  | 491                  | 244                  | 95                     | 204               | 23 256 |
| With own children under 18 years .....  | 4 770  | 160              | 421            | 417                | 460                  | 402                  | 755                  | 598                  | 623                  | 474                  | 204                  | 111                    | 146               | 26 955 |
| Under 6 years only .....  | 948    | 40               | 135            | 88                 | 97                   | 79                   | 154                  | 117                  | 93                   | 82                   | 28                   | 17                     | 19                | 22 264 |
| 1 .....   | 649    | 35               | 84             | 49                 | 65                   | 61                   | 120                  | 76                   | 63                   | 50                   | 19                   | 17                     | 11                | 22 646 |
| 2 .....   | 246    | 1                | 37             | 27                 | 26                   | 15                   | 31                   | 38                   | 27                   | 28                   | 8                    | —                      | 8                 | 25 440 |
| 3 or more .....   | 53     | 4                | 15             | 12                 | 6                    | 3                    | 2                    | 3                    | 3                    | 4                    | 1                    | —                      | —                 | ...    |
| 6 to 17 years only .....  | 2 748  | 68               | 174            | 227                | 222                  | 231                  | 456                  | 382                  | 403                  | 283                  | 128                  | 71                     | 104               | 29 918 |
| 1 .....   | 1 419  | 30               | 101            | 107                | 103                  | 104                  | 237                  | 215                  | 204                  | 147                  | 72                   | 31                     | 67                | 31 239 |
| 2 .....   | 851    | 17               | 41             | 66                 | 63                   | 78                   | 125                  | 119                  | 140                  | 102                  | 46                   | 34                     | 21                | 33 039 |
| 3 or more .....   | 477    | 21               | 32             | 54                 | 56                   | 49                   | 94                   | 48                   | 59                   | 34                   | 11                   | 6                      | 15                | 22 945 |
| Both age groups .....   | 1 074  | 51               | 112            | 103                | 141                  | 92                   | 145                  | 99                   | 127                  | 109                  | 47                   | 23                     | 24                | 22 606 |
| 2 .....   | 494    | 25               | 35             | 51                 | 52                   | 45                   | 58                   | 41                   | 80                   | 55                   | 28                   | 13                     | 13                | 26 887 |
| 3 or more .....   | 580    | 27               | 78             | 52                 | 89                   | 47                   | 87                   | 58                   | 48                   | 54                   | 20                   | 11                     | 11                | 19 800 |
| <b>Monthly Housing Costs</b>  |        |                  |                |                    |                      |                      |                      |                      |                      |                      |                      |                        |                   |        |
| Less than \$100 .....   | 308    | 32               | 73             | 73                 | 38                   | 16                   | 43                   | 14                   | 8                    | 8                    | —                    | —                      | 3                 | 8 363  |
| \$100 to \$199 .....  | 1 336  | 49               | 180            | 351                | 165                  | 120                  | 165                  | 100                  | 133                  | 48                   | 10                   | 3                      | 12                | 12 678 |
| \$200 to \$249 .....  | 741    | 30               | 45             | 161                | 104                  | 81                   | 88                   | 109                  | 70                   | 23                   | 8                    | 10                     | 13                | 16 892 |
| \$250 to \$299 .....  | 666    | 21               | 55             | 126                | 117                  | 41                   | 121                  | 69                   | 47                   | 39                   | 12                   | 13                     | 6                 | 16 660 |
| \$300 to \$349 .....  | 692    | 20               | 63             | 131                | 122                  | 60                   | 106                  | 93                   | 51                   | 26                   | 10                   | 6                      | 4                 | 15 793 |
| \$350 to \$399 .....  | 675    | 30               | 67             | 81                 | 100                  | 90                   | 119                  | 72                   | 34                   | 32                   | 27                   | 15                     | 9                 | 18 301 |
| \$400 to \$449 .....  | 805    | 38               | 55             | 94                 | 122                  | 90                   | 174                  | 114                  | 64                   | 28                   | 19                   | 3                      | 5                 | 20 223 |
| \$450 to \$499 .....  | 815    | 33               | 62             | 105                | 116                  | 104                  | 177                  | 105                  | 64                   | 24                   | 13                   | 5                      | 6                 | 19 336 |
| \$500 to \$599 .....  | 1 489  | 49               | 83             | 134                | 180                  | 182                  | 346                  | 251                  | 128                  | 87                   | 22                   | 7                      | 20                | 23 375 |
| \$600 to \$699 .....  | 1 286  | 40               | 94             | 86                 | 87                   | 128                  | 275                  | 242                  | 176                  | 105                  | 22                   | 11                     | 19                | 27 569 |
| \$700 to \$799 .....  | 994    | 22               | 40             | 39                 | 80                   | 77                   | 227                  | 181                  | 156                  | 88                   | 49                   | 5                      | 31                | 30 677 |
| \$800 to \$999 .....  | 1 197  | 29               | 31             | 48                 | 46                   | 53                   | 155                  | 202                  | 325                  | 153                  | 66                   | 31                     | 58                | 42 171 |
| \$1,000 to \$1,249 .....  | 691    | 22               | 14             | 20                 | 28                   | 32                   | 84                   | 84                   | 156                  | 152                  | 48                   | 13                     | 37                | 47 796 |
| \$1,250 to \$1,499 .....  | 335    | 1                | 3              | 2                  | 1                    | 1                    | 33                   | 28                   | 65                   | 74                   | 63                   | 30                     | 34                | 68 988 |
| \$1,500 or more .....   | 505    | 13               | 15             | 19                 | 11                   | 16                   | 38                   | 34                   | 68                   | 72                   | 75                   | 53                     | 91                | 70 763 |
| No cash rent .....  | 402    | 35               | 94             | 77                 | 62                   | 15                   | 57                   | 33                   | 16                   | 7                    | 3                    | 2                      | 2                 | 9 680  |
| Median (excludes no cash rent) .....  | 515    | 442              | 368            | 309                | 405                  | 473                  | 524                  | 569                  | 699                  | 767                  | 892                  | 965                    | 959               | ...    |
| <b>Median Monthly Housing Costs for Owners</b>                                      |        |                  |                |                    |                      |                      |                      |                      |                      |                      |                      |                        |                   |        |
| Monthly costs including all mortgages plus maintenance costs .....                  | 538    | 305              | 331            | 259                | 324                  | 387                  | 466                  | 483                  | 776                  | 869                  | 1 023                | 1 135                  | 1 028             | ...    |
| Monthly costs excluding second and subsequent mortgages and maintenance costs ..... | 499    | 299              | 309            | 238                | 301                  | 351                  | 418                  | 456                  | 720                  | 809                  | 932                  | 1 038                  | 1 001             | ...    |

**Table 5-20. Income of Families and Primary Individuals by Selected Characteristics—Occupied Units With Black Householder—Con.**

[Numbers in thousands. Consistent with the 1990 Census. ... means not applicable or sample too small. — means zero or rounds to zero]

| Characteristics   | Total         | Zero to negative | \$1 to \$4,999 | \$5,000 to \$9,999 | \$10,000 to \$14,999 | \$15,000 to \$19,999 | \$20,000 to \$29,999 | \$30,000 to \$39,999 | \$40,000 to \$59,999 | \$60,000 to \$79,999 | \$80,000 to \$99,999 | \$100,000 to \$119,999 | \$120,000 or more | Median        |
|---|---------------|------------------|----------------|--------------------|----------------------|----------------------|----------------------|----------------------|----------------------|----------------------|----------------------|------------------------|-------------------|---------------|
| <b>Monthly Housing Costs as Percent of Current Income<sup>2</sup></b> |               |                  |                |                    |                      |                      |                      |                      |                      |                      |                      |                        |                   |               |
| Less than 5 percent .....   | 433           | —                | 3              | 2                  | 7                    | 2                    | 34                   | 31                   | 102                  | 85                   | 37                   | 41                     | 89                | 68 427        |
| 5 to 9 percent .....  | 1 143         | 4                | 3              | 11                 | 27                   | 42                   | 165                  | 224                  | 242                  | 167                  | 104                  | 35                     | 120               | 47 943        |
| 10 to 14 percent .....  | 1 440         | —                | 12             | 45                 | 86                   | 101                  | 214                  | 249                  | 243                  | 259                  | 107                  | 45                     | 79                | 41 016        |
| 15 to 19 percent .....  | 1 541         | 2                | 13             | 59                 | 96                   | 98                   | 245                  | 295                  | 331                  | 224                  | 83                   | 48                     | 47                | 38 748        |
| 20 to 24 percent .....  | 1 465         | —                | 34             | 83                 | 102                  | 76                   | 321                  | 343                  | 297                  | 116                  | 72                   | 17                     | 3                 | 33 782        |
| 25 to 29 percent .....  | 1 235         | 3                | 9              | 149                | 128                  | 136                  | 352                  | 241                  | 136                  | 47                   | 23                   | 5                      | 7                 | 25 486        |
| 30 to 34 percent .....  | 933           | —                | 15             | 126                | 135                  | 118                  | 270                  | 135                  | 86                   | 31                   | 12                   | 4                      | 2                 | 22 706        |
| 35 to 39 percent .....  | 721           | 6                | 26             | 98                 | 99                   | 166                  | 203                  | 68                   | 41                   | 11                   | 4                    | —                      | —                 | 19 000        |
| 40 to 49 percent .....  | 866           | —                | 33             | 157                | 213                  | 159                  | 199                  | 61                   | 25                   | 18                   | —                    | —                      | —                 | 15 929        |
| 50 to 59 percent .....  | 542           | —                | 25             | 152                | 174                  | 94                   | 59                   | 15                   | 23                   | —                    | —                    | —                      | —                 | 12 708        |
| 60 to 69 percent .....  | 313           | 3                | 27             | 109                | 92                   | 44                   | 21                   | 10                   | 8                    | —                    | —                    | —                      | —                 | 10 986        |
| 70 to 99 percent .....  | 533           | 2                | 49             | 243                | 122                  | 36                   | 43                   | 22                   | 6                    | —                    | 2                    | 8                      | —                 | 9 424         |
| 100 percent or more <sup>3</sup> .....                                | 959           | 3                | 629            | 239                | 36                   | 19                   | 26                   | 3                    | 5                    | —                    | —                    | —                      | —                 | 5000-         |
| Zero or negative income .....   | 409           | 409              | —              | —                  | —                    | —                    | —                    | —                    | —                    | —                    | —                    | —                      | —                 | ...           |
| No cash rent .....  | 402           | 35               | 94             | 77                 | 62                   | 15                   | 57                   | 33                   | 16                   | 7                    | 3                    | 2                      | 2                 | 9 680         |
| <b>Median (excludes 2 previous lines)</b> .....                       | <b>25</b>     | <b>37</b>        | <b>100+</b>    | <b>50</b>          | <b>39</b>            | <b>34</b>            | <b>26</b>            | <b>21</b>            | <b>18</b>            | <b>14</b>            | <b>14</b>            | <b>13</b>              | <b>9</b>          | <b>...</b>    |
| <b>Median (excludes 3 lines before medians)</b> .....                 | <b>23</b>     | <b>36</b>        | <b>43</b>      | <b>43</b>          | <b>38</b>            | <b>33</b>            | <b>26</b>            | <b>21</b>            | <b>18</b>            | <b>14</b>            | <b>14</b>            | <b>13</b>              | <b>9</b>          | <b>...</b>    |
| <b>OWNER OCCUPIED UNITS</b>   |               |                  |                |                    |                      |                      |                      |                      |                      |                      |                      |                        |                   |               |
| <b>Total</b> .....  | <b>6 013</b>  | <b>151</b>       | <b>240</b>     | <b>473</b>         | <b>456</b>           | <b>400</b>           | <b>890</b>           | <b>867</b>           | <b>986</b>           | <b>690</b>           | <b>367</b>           | <b>180</b>             | <b>314</b>        | <b>34 577</b> |
| <b>Value</b>  |               |                  |                |                    |                      |                      |                      |                      |                      |                      |                      |                        |                   |               |
| Less than \$10,000 .....  | 194           | 3                | 28             | 32                 | 20                   | 37                   | 33                   | 12                   | 18                   | —                    | 8                    | —                      | 3                 | 16 923        |
| \$10,000 to \$19,999 .....  | 200           | 3                | 13             | 48                 | 26                   | 22                   | 39                   | 31                   | 10                   | 1                    | 5                    | —                      | 3                 | 17 363        |
| \$20,000 to \$29,999 .....  | 262           | 10               | 18             | 33                 | 48                   | 29                   | 30                   | 39                   | 36                   | 12                   | 5                    | —                      | 2                 | 18 746        |
| \$30,000 to \$39,999 .....  | 401           | 11               | 23             | 68                 | 40                   | 39                   | 61                   | 77                   | 67                   | 9                    | —                    | 3                      | 4                 | 23 071        |
| \$40,000 to \$49,999 .....  | 411           | 12               | 24             | 34                 | 24                   | 54                   | 92                   | 62                   | 45                   | 45                   | 6                    | 8                      | 5                 | 26 211        |
| \$50,000 to \$59,999 .....  | 462           | 7                | 13             | 35                 | 71                   | 24                   | 91                   | 87                   | 62                   | 47                   | 13                   | 7                      | 7                 | 28 911        |
| \$60,000 to \$69,999 .....  | 539           | 13               | 22             | 30                 | 39                   | 45                   | 100                  | 85                   | 113                  | 36                   | 26                   | 7                      | 22                | 32 333        |
| \$70,000 to \$79,999 .....  | 525           | 6                | 23             | 30                 | 37                   | 37                   | 98                   | 91                   | 118                  | 51                   | 20                   | 8                      | 5                 | 33 329        |
| \$80,000 to \$99,999 .....  | 943           | 20               | 33             | 48                 | 55                   | 27                   | 158                  | 158                  | 178                  | 140                  | 62                   | 39                     | 25                | 38 266        |
| \$100,000 to \$119,999 .....  | 476           | 19               | 4              | 34                 | 29                   | 24                   | 63                   | 63                   | 87                   | 84                   | 38                   | 19                     | 13                | 40 658        |
| \$120,000 to \$149,999 .....  | 604           | 16               | 17             | 30                 | 19                   | 25                   | 46                   | 78                   | 119                  | 125                  | 56                   | 23                     | 51                | 51 991        |
| \$150,000 to \$199,999 .....  | 514           | 18               | 11             | 13                 | 34                   | 24                   | 34                   | 62                   | 64                   | 84                   | 57                   | 31                     | 82                | 59 109        |
| \$200,000 to \$249,999 .....  | 215           | 8                | 5              | 8                  | 10                   | 9                    | 20                   | 12                   | 36                   | 32                   | 26                   | 16                     | 33                | 59 676        |
| \$250,000 to \$299,999 .....  | 112           | —                | 2              | 16                 | 1                    | —                    | 8                    | 9                    | 18                   | 8                    | 31                   | 3                      | 18                | 67 819        |
| \$300,000 or more .....   | 157           | 6                | 4              | 14                 | 3                    | 5                    | 16                   | 2                    | 17                   | 17                   | 15                   | 16                     | 43                | 74 538        |
| <b>Median</b> .....   | <b>80 302</b> | <b>91 028</b>    | <b>60 655</b>  | <b>56 071</b>      | <b>59 749</b>        | <b>57 943</b>        | <b>69 981</b>        | <b>74 511</b>        | <b>82 821</b>        | <b>100 989</b>       | <b>120 670</b>       | <b>118 880</b>         | <b>161 187</b>    | <b>...</b>    |
| <b>Ratio of Value to Current Income</b>                               |               |                  |                |                    |                      |                      |                      |                      |                      |                      |                      |                        |                   |               |
| Less than 1.5 .....   | 1 890         | —                | 13             | 34                 | 47                   | 80                   | 165                  | 248                  | 411                  | 335                  | 198                  | 116                    | 242               | 57 388        |
| 1.5 to 1.9 .....  | 893           | —                | 4              | 22                 | 31                   | 23                   | 100                  | 155                  | 209                  | 180                  | 81                   | 45                     | 43                | 50 715        |
| 2.0 to 2.4 .....  | 578           | —                | —              | —                  | —                    | —                    | —                    | —                    | —                    | —                    | —                    | —                      | —                 | 37 385        |
| 2.5 to 2.9 .....  | 520           | —                | —              | 29                 | 21                   | 45                   | 127                  | 139                  | 77                   | 41                   | 26                   | 10                     | 8                 | 32 830        |
| 3.0 to 3.9 .....  | 561           | —                | —              | 23                 | 63                   | 58                   | 178                  | 88                   | 88                   | 30                   | 27                   | 9                      | 1                 | 27 609        |
| 4.0 to 4.9 .....  | 314           | —                | 2              | 33                 | 60                   | 53                   | 60                   | 52                   | 82                   | 12                   | 1                    | —                      | 2                 | 21 398        |
| 5.0 or more .....   | 1 110         | 3                | 215            | 322                | 210                  | 101                  | 147                  | 57                   | 40                   | 9                    | 5                    | —                      | 2                 | 10 353        |
| Zero or negative income .....   | 146           | 146              | —              | —                  | —                    | —                    | —                    | —                    | —                    | —                    | —                    | —                      | —                 | ...           |
| <b>Median</b> .....   | <b>2.1</b>    | <b>2.5</b>       | <b>5.0+</b>    | <b>5.0+</b>        | <b>4.7</b>           | <b>3.2</b>           | <b>2.8</b>           | <b>2.1</b>           | <b>1.7</b>           | <b>1.5</b>           | <b>1.5-</b>          | <b>1.5-</b>            | <b>1.5-</b>       | <b>...</b>    |
| <b>Monthly Payment for Principal and Interest</b>                     |               |                  |                |                    |                      |                      |                      |                      |                      |                      |                      |                        |                   |               |
| One or more regular mortgages .....                                   | 3 487         | 45               | 85             | 136                | 171                  | 200                  | 458                  | 511                  | 693                  | 509                  | 303                  | 132                    | 245               | ...           |
| Less than \$100 .....   | 161           | 1                | —              | 14                 | 13                   | 11                   | 19                   | 27                   | 23                   | 32                   | 10                   | —                      | 8                 | 37 792        |
| \$100 to \$199 .....  | 267           | —                | —              | —                  | —                    | —                    | —                    | —                    | —                    | —                    | —                    | —                      | —                 | 24 880        |
| \$200 to \$249 .....  | 177           | —                | 4              | 13                 | 16                   | 25                   | 37                   | 20                   | 19                   | 19                   | 15                   | 6                      | 4                 | 28 509        |
| \$250 to \$299 .....  | 246           | 9                | 13             | 14                 | 35                   | 22                   | 38                   | 53                   | 40                   | 15                   | 3                    | 1                      | 3                 | 27 944        |
| \$300 to \$349 .....  | 196           | 5                | 13             | 6                  | 18                   | 26                   | 32                   | 41                   | 25                   | 17                   | 7                    | —                      | 6                 | 29 492        |
| \$350 to \$399 .....  | 221           | 2                | 10             | 13                 | —                    | 29                   | 46                   | 60                   | 29                   | 14                   | 10                   | —                      | 7                 | 31 757        |
| \$400 to \$449 .....  | 230           | 1                | 6              | 9                  | 12                   | 8                    | 75                   | 27                   | 38                   | 16                   | 10                   | 9                      | 18                | 31 401        |
| \$450 to \$499 .....  | 232           | —                | 5              | 7                  | 6                    | 17                   | 24                   | 38                   | 55                   | 41                   | 15                   | 15                     | 10                | 47 213        |
| \$500 to \$599 .....  | 373           | 7                | 13             | 3                  | 6                    | 19                   | 53                   | 51                   | 112                  | 54                   | 34                   | 6                      | 16                | 46 295        |
| \$600 to \$699 .....  | 331           | —                | 5              | 6                  | 9                    | 5                    | 25                   | 53                   | 96                   | 64                   | 32                   | 12                     | 24                | 52 934        |
| \$700 to \$799 .....  | 241           | 3                | 6              | 3                  | 14                   | 13                   | 10                   | 29                   | 64                   | 62                   | 15                   | 9                      | 15                | 53 866        |
| \$800 to \$999 .....  | 324           | 5                | —              | 4                  | —                    | 2                    | 14                   | 36                   | 94                   | 73                   | 44                   | 19                     | 32                | 61 735        |
| \$1,000 to \$1,249 .....  | 247           | 1                | —              | 1                  | 1                    | —                    | 18                   | 16                   | 53                   | 51                   | 52                   | 17                     | 37                | 73 160        |
| \$1,250 to \$1,499 .....  | 81            | 1                | —              | —                  | 1                    | —                    | 5                    | 3                    | 3                    | 11                   | 20                   | 22                     | 14                | 95 385        |
| \$1,500 or more .....   | 160           | 5                | 1              | 8                  | 2                    | 3                    | 8                    | 4                    | 22                   | 29                   | 19                   | 15                     | 45                | 79 359        |
| <b>Median</b> .....   | <b>504</b>    | <b>400</b>       | <b>376</b>     | <b>272</b>         | <b>276</b>           | <b>340</b>           | <b>402</b>           | <b>401</b>           | <b>587</b>           | <b>655</b>           | <b>694</b>           | <b>874</b>             | <b>839</b>        | <b>...</b>    |
| <b>Average Monthly Cost Paid for Real Estate Taxes</b>                |               |                  |                |                    |                      |                      |                      |                      |                      |                      |                      |                        |                   |               |
| Less than \$25 .....  | 1 604         | 64               | 110            | 230                | 175                  | 167                  | 306                  | 227                  | 177                  | 74                   | 29                   | 14                     | 31                | 21 865        |
| \$25 to \$49 .....  | 1 138         | 13               | 61             | 108                | 110                  | 80                   | 175                  | 211                  | 188                  | 94                   | 35                   | 22                     | 41                | 31 041        |
| \$50 to \$74 .....  | 850           | —                | —              | —                  | —                    | —                    | —                    | —                    | —                    | —                    | —                    | —                      | —                 | 38 567        |
| \$75 to \$99 .....  | 594           | 15               | 12             | 18                 | 45                   | 24                   | 81                   | 99                   | 95                   | 88                   | 68                   | 11                     | 38                | 40 371        |
| \$100 to \$149 .....  | 750           | 21               | 21             | 26                 | 33                   | 28                   | 100                  | 103                  | 143                  | 130                  | 67                   | 33                     | 46                | 46 203        |
| \$150 to \$199 .....  | 364           | 12               | 2              | 23                 | 28                   | 9                    | 23                   | 40                   | 64                   | 67                   | 48                   | 19                     | 29                | 54 324        |
| \$200 or more .....   | 713           | 11               | 5              | 27                 | 22                   | 26                   | 72                   | 75                   | 112                  | 126                  | 68                   | 53                     | 116               | 61 131        |
| <b>Median</b> .....   | <b>58</b>     | <b>48</b>        | <b>29</b>      | <b>27</b>          | <b>37</b>            | <b>35</b>            | <b>45</b>            | <b>49</b>            | <b>65</b>            | <b>94</b>            | <b>100</b>           | <b>124</b>             | <b>138</b>        | <b>...</b>    |

**Table 5-20. Income of Families and Primary Individuals by Selected Characteristics—Occupied Units With Black Householder—Con.**

[Numbers in thousands. Consistent with the 1990 Census. ... means not applicable or sample too small. — means zero or rounds to zero]

| Characteristics                         | Total         | Zero to negative | \$1 to \$4,999 | \$5,000 to \$9,999 | \$10,000 to \$14,999 | \$15,000 to \$19,999 | \$20,000 to \$29,999 | \$30,000 to \$39,999 | \$40,000 to \$59,999 | \$60,000 to \$79,999 | \$80,000 to \$99,999 | \$100,000 to \$119,999 | \$120,000 or more | Median        |
|---|---------------|------------------|----------------|--------------------|----------------------|----------------------|----------------------|----------------------|----------------------|----------------------|----------------------|------------------------|-------------------|---------------|
| <b>OWNER OCCUPIED UNITS—Con.</b>        |               |                  |                |                    |                      |                      |                      |                      |                      |                      |                      |                        |                   |               |
| <b>Purchase Price</b>                   |               |                  |                |                    |                      |                      |                      |                      |                      |                      |                      |                        |                   |               |
| Home purchased or built .....           | 5 570         | 136              | 225            | 399                | 396                  | 368                  | 812                  | 803                  | 941                  | 671                  | 354                  | 170                    | 296               | 35 595        |
| Less than \$10,000 .....                | 442           | 14               | 41             | 87                 | 64                   | 51                   | 73                   | 47                   | 32                   | 16                   | 1                    | 4                      | 12                | 16 412        |
| \$10,000 to \$19,999 .....              | 784           | ...              | ...            | ...                | ...                  | ...                  | ...                  | ...                  | ...                  | ...                  | ...                  | ...                    | ...               | 23 840        |
| \$20,000 to \$29,999 .....              | 579           | 14               | 37             | 37                 | 57                   | 47                   | 107                  | 81                   | 107                  | 37                   | 21                   | 18                     | 15                | 29 057        |
| \$30,000 to \$39,999 .....              | 475           | 14               | 17             | 36                 | 20                   | 52                   | 64                   | 107                  | 81                   | 46                   | 21                   | 2                      | 16                | 33 279        |
| \$40,000 to \$49,999 .....              | 377           | 2                | 5              | 12                 | 31                   | 40                   | 76                   | 78                   | 62                   | 41                   | 22                   | 7                      | —                 | 32 793        |
| \$50,000 to \$59,999 .....              | 413           | 9                | 7              | 16                 | 29                   | 10                   | 76                   | 81                   | 81                   | 54                   | 14                   | 10                     | 25                | 37 321        |
| \$60,000 to \$69,999 .....              | 303           | 2                | 3              | 7                  | 10                   | 8                    | 43                   | 38                   | 83                   | 48                   | 18                   | 24                     | 18                | 49 426        |
| \$70,000 to \$79,999 .....              | 321           | 5                | 7              | 5                  | 8                    | 9                    | 20                   | 42                   | 95                   | 63                   | 37                   | 10                     | 20                | 53 700        |
| \$80,000 to \$99,999 .....              | 425           | 4                | 3              | 12                 | 19                   | 31                   | 39                   | 64                   | 90                   | 94                   | 22                   | 10                     | 39                | 49 203        |
| \$100,000 to \$119,999 .....            | 160           | 7                | 2              | —                  | —                    | 2                    | 11                   | 6                    | 45                   | 39                   | 29                   | 8                      | 12                | 63 461        |
| \$120,000 to \$149,999 .....            | 273           | 2                | 4              | —                  | 3                    | 9                    | 14                   | 31                   | 60                   | 77                   | 35                   | 8                      | 29                | 63 251        |
| \$150,000 to \$199,999 .....            | 193           | 3                | —              | 6                  | 4                    | 4                    | 5                    | 7                    | 36                   | 33                   | 31                   | 26                     | 39                | 79 398        |
| \$200,000 to \$249,999 .....            | 74            | —                | 3              | —                  | —                    | —                    | —                    | 2                    | 2                    | 23                   | 16                   | 5                      | 22                | 88 353        |
| \$250,000 to \$299,999 .....            | 43            | —                | —              | 3                  | —                    | —                    | —                    | —                    | —                    | 9                    | 9                    | 14                     | 8                 | ...           |
| \$300,000 or more .....                 | 33            | —                | —              | —                  | —                    | —                    | —                    | —                    | 5                    | 6                    | 2                    | 4                      | 16                | ...           |
| Not reported .....                      | 673           | 29               | 54             | 84                 | 64                   | 32                   | 102                  | 97                   | 83                   | 38                   | 58                   | 18                     | 14                | 27 189        |
| <b>Median</b> .....                     | <b>44 447</b> | <b>27 492</b>    | <b>20 370</b>  | <b>17 571</b>      | <b>22 798</b>        | <b>29 511</b>        | <b>29 316</b>        | <b>39 578</b>        | <b>58 324</b>        | <b>74 259</b>        | <b>79 162</b>        | <b>78 013</b>          | <b>92 511</b>     | <b>...</b>    |
| Received as inheritance or gift .....   | 324           | 9                | 9              | 60                 | 54                   | 30                   | 55                   | 45                   | 33                   | 7                    | 4                    | 9                      | 8                 | 19 921        |
| Not reported .....                      | 120           | 6                | 6              | 14                 | 6                    | 3                    | 22                   | 19                   | 12                   | 11                   | 10                   | 1                      | 10                | 31 663        |
| <b>RENTER OCCUPIED UNITS</b>            |               |                  |                |                    |                      |                      |                      |                      |                      |                      |                      |                        |                   |               |
| <b>Total</b> .....                      | <b>6 923</b>  | <b>...</b>       | <b>...</b>     | <b>...</b>         | <b>923</b>           | <b>...</b>           | <b>1 318</b>         | <b>864</b>           | <b>575</b>           | <b>...</b>           | <b>...</b>           | <b>...</b>             | <b>...</b>        | <b>17 954</b> |
| <b>Rent Reductions</b>                  |               |                  |                |                    |                      |                      |                      |                      |                      |                      |                      |                        |                   |               |
| No subsidy .....                        | 4 761         | 177              | 370            | 567                | 595                  | 503                  | 991                  | 741                  | 485                  | 216                  | 67                   | 23                     | 25                | 21 691        |
| Rent control .....                      | 155           | —                | 12             | 14                 | 11                   | 7                    | 44                   | 24                   | 30                   | 13                   | —                    | —                      | —                 | 27 590        |
| No rent control .....                   | 4 603         | 177              | 358            | 551                | 584                  | 497                  | 947                  | 718                  | 455                  | 203                  | 67                   | 23                     | 25                | 21 433        |
| Reduced by owner .....                  | 176           | 14               | 19             | 32                 | 11                   | 12                   | 43                   | 22                   | 12                   | 5                    | 2                    | 3                      | —                 | 19 743        |
| Not reduced by owner .....              | 4 413         | 161              | 337            | 510                | 572                  | 482                  | 904                  | 696                  | 442                  | 199                  | 64                   | 20                     | 25                | 21 587        |
| Owner reduction not reported .....      | 14            | 3                | 2              | 8                  | —                    | 2                    | —                    | —                    | —                    | —                    | —                    | —                      | —                 | ...           |
| Rent control not reported .....         | 3             | —                | —              | 3                  | —                    | —                    | —                    | —                    | —                    | —                    | —                    | —                      | —                 | ...           |
| Owned by public housing authority ..... | 762           | 47               | 154            | 226                | 160                  | 55                   | 74                   | 14                   | 18                   | 7                    | 3                    | 2                      | —                 | 8 965         |
| Government subsidy .....                | 651           | 47               | 128            | 180                | 91                   | 75                   | 89                   | 26                   | 9                    | 6                    | —                    | —                      | —                 | 9 196         |
| Other, income verification .....        | 523           | 16               | 55             | 63                 | 58                   | 55                   | 124                  | 56                   | 44                   | 37                   | 6                    | —                      | 9                 | 21 202        |
| Subsidy not reported .....              | 227           | 28               | 25             | 39                 | 19                   | 17                   | 40                   | 26                   | 19                   | 9                    | 3                    | —                      | 2                 | 15 887        |

<sup>1</sup>For mobile homes, oldest category is 1939 or earlier.

<sup>2</sup>Beginning with 1989 this item uses current income in its calculation, see Appendix A.

<sup>3</sup>May reflect a temporary situation, living off savings, or response error.

Table 5-21. Housing Costs by Selected Characteristics—Occupied Units With Black Householder

[Numbers in thousands. Consistent with the 1990 Census. ... means not applicable or sample too small. — means zero or rounds to zero]

| Characteristics  | Total         | Less than \$100 | \$100 to \$199 | \$200 to \$299 | \$300 to \$399 | \$400 to \$499 | \$500 to \$599 | \$600 to \$699 | \$700 to \$799 | \$800 to \$999 | \$1,000 to \$1,499 | \$1,500 or more | No cash rent | Median excluding no cash rent |
|--|---------------|-----------------|----------------|----------------|----------------|----------------|----------------|----------------|----------------|----------------|--------------------|-----------------|--------------|-------------------------------|
| <b>Total</b>   | <b>12 936</b> | <b>308</b>      | <b>1 336</b>   | <b>1 407</b>   | <b>1 366</b>   | <b>1 620</b>   | <b>1 489</b>   | <b>1 286</b>   | <b>994</b>     | <b>1 197</b>   | <b>1 026</b>       | <b>505</b>      | <b>402</b>   | <b>515</b>                    |
| <b>Units in Structure</b>                                  |               |                 |                |                |                |                |                |                |                |                |                    |                 |              |                               |
| 1, detached  | 6 076         | 84              | 671            | 819            | 618            | 574            | 522            | 453            | 392            | 671            | 749                | 347             | 176          | 535                           |
| 1, attached  | 1 411         | 27              | 151            | 134            | 141            | 147            | 151            | 177            | 158            | 127            | 98                 | 56              | 45           | 555                           |
| 2 to 4   | 1 728         | 48              | 93             | 151            | 239            | 317            | 228            | 184            | 126            | 131            | 80                 | 61              | 70           | 494                           |
| 5 to 9   | 1 022         | 34              | 86             | 99             | 119            | 157            | 168            | 120            | 89             | 74             | 26                 | 11              | 40           | 497                           |
| 10 to 19   | 804           | 39              | 44             | 50             | 70             | 141            | 172            | 98             | 78             | 54             | 25                 | 11              | 22           | 528                           |
| 20 to 49   | 593           | 10              | 46             | 24             | 59             | 106            | 95             | 113            | 50             | 62             | 12                 | 4               | 11           | 548                           |
| 50 or more   | 716           | 40              | 115            | 52             | 45             | 75             | 103            | 100            | 69             | 59             | 20                 | 13              | 25           | 518                           |
| Mobile home or trailer                                     | 586           | 25              | 130            | 79             | 75             | 104            | 51             | 42             | 31             | 19             | 15                 | 2               | 12           | 369                           |
| <b>Year Structure Built<sup>1</sup></b>                    |               |                 |                |                |                |                |                |                |                |                |                    |                 |              |                               |
| 2000 to 2004   | —             | —               | —              | —              | —              | —              | —              | —              | —              | —              | —                  | —               | —            | ...                           |
| 1995 to 1999   | 734           | —               | 74             | 49             | 38             | 63             | 54             | 66             | 73             | 94             | 127                | 86              | 10           | 725                           |
| 1990 to 1994   | 524           | 8               | 54             | 28             | 26             | 61             | 55             | 50             | 38             | 71             | 78                 | 44              | 11           | 650                           |
| 1985 to 1989   | 754           | —               | 53             | 50             | 62             | 69             | 80             | 82             | 85             | 108            | 107                | 44              | 14           | 668                           |
| 1980 to 1984   | 767           | 7               | 67             | 72             | 68             | 104            | 112            | 102            | 60             | 95             | 51                 | 12              | 18           | 552                           |
| 1975 to 1979   | 960           | 21              | 109            | 91             | 95             | 122            | 108            | 88             | 113            | 81             | 74                 | 22              | 36           | 523                           |
| 1970 to 1974   | 1 382         | 49              | 175            | 133            | 130            | 196            | 168            | 166            | 88             | 118            | 80                 | 36              | 42           | 493                           |
| 1960 to 1969   | 1 907         | 65              | 158            | 219            | 180            | 236            | 264            | 216            | 144            | 184            | 122                | 79              | 40           | 529                           |
| 1950 to 1959   | 1 674         | 69              | 196            | 201            | 179            | 215            | 162            | 136            | 124            | 134            | 117                | 71              | 71           | 473                           |
| 1940 to 1949   | 1 282         | 50              | 145            | 191            | 197            | 161            | 124            | 109            | 64             | 80             | 79                 | 36              | 45           | 422                           |
| 1930 to 1939   | 1 073         | 19              | 111            | 158            | 152            | 128            | 108            | 104            | 72             | 78             | 68                 | 27              | 47           | 456                           |
| 1920 to 1929   | 845           | 11              | 84             | 109            | 103            | 119            | 105            | 72             | 68             | 73             | 58                 | 25              | 17           | 489                           |
| 1919 or earlier  | 1 033         | 10              | 111            | 105            | 136            | 147            | 150            | 95             | 63             | 78             | 64                 | 24              | 49           | 488                           |
| <b>Median</b>  | <b>1963</b>   | <b>1959</b>     | <b>1961</b>    | <b>1957</b>    | <b>1955</b>    | <b>1962</b>    | <b>1964</b>    | <b>1966</b>    | <b>1967</b>    | <b>1968</b>    | <b>1970</b>        | <b>1969</b>     | <b>1956</b>  | <b>...</b>                    |
| <b>Rooms</b>   |               |                 |                |                |                |                |                |                |                |                |                    |                 |              |                               |
| 1 room   | 66            | 4               | 7              | 18             | 15             | 11             | 7              | 1              | —              | —              | 2                  | —               | 1            | 323                           |
| 2 rooms  | 148           | —               | 14             | 29             | 24             | 28             | 11             | 24             | 2              | 3              | 1                  | 3               | 11           | 409                           |
| 3 rooms  | 1 605         | 54              | 178            | 144            | 238            | 324            | 273            | 183            | 84             | 67             | 14                 | 9               | 39           | 452                           |
| 4 rooms  | 2 953         | 121             | 305            | 259            | 313            | 457            | 427            | 367            | 279            | 208            | 65                 | 48              | 103          | 493                           |
| 5 rooms  | 3 212         | 82              | 379            | 351            | 318            | 393            | 364            | 358            | 273            | 315            | 182                | 68              | 128          | 505                           |
| 6 rooms  | 2 613         | 37              | 306            | 344            | 254            | 225            | 253            | 223            | 204            | 300            | 294                | 109             | 65           | 543                           |
| 7 rooms  | 1 283         | 7               | 107            | 184            | 111            | 96             | 105            | 82             | 86             | 158            | 218                | 91              | 39           | 615                           |
| 8 rooms  | 609           | —               | 35             | 55             | 56             | 59             | 26             | 35             | 39             | 98             | 126                | 72              | 8            | 788                           |
| 9 rooms  | 241           | 2               | 1              | 11             | 23             | 18             | 12             | 6              | 19             | 29             | 68                 | 52              | 1            | 997                           |
| 10 rooms or more   | 205           | —               | 5              | 12             | 16             | 9              | 12             | 8              | 8              | 20             | 55                 | 54              | 5            | 1 086                         |
| <b>Bedrooms</b>  |               |                 |                |                |                |                |                |                |                |                |                    |                 |              |                               |
| None   | 139           | 4               | 16             | 32             | 20             | 23             | 16             | 11             | 5              | —              | 3                  | 3               | 6            | 373                           |
| 1  | 2 104         | 64              | 206            | 194            | 314            | 422            | 340            | 259            | 138            | 86             | 13                 | 14              | 54           | 459                           |
| 2  | 4 043         | 146             | 445            | 353            | 363            | 573            | 555            | 512            | 374            | 340            | 155                | 68              | 160          | 511                           |
| 3  | 4 962         | 84              | 556            | 656            | 514            | 440            | 468            | 404            | 376            | 602            | 509                | 218             | 136          | 535                           |
| 4 or more  | 1 688         | 11              | 113            | 172            | 156            | 164            | 110            | 99             | 101            | 169            | 346                | 202             | 47           | 697                           |
| <b>Complete Bathrooms</b>                                  |               |                 |                |                |                |                |                |                |                |                |                    |                 |              |                               |
| None   | 146           | 7               | 44             | 28             | 14             | 13             | 7              | 7              | 6              | 5              | 2                  | —               | 12           | 256                           |
| 1  | 7 160         | 242             | 844            | 823            | 875            | 1 132          | 1 022          | 754            | 454            | 430            | 208                | 98              | 278          | 458                           |
| 1 and one-half   | 2 010         | 32              | 180            | 234            | 217            | 208            | 181            | 187            | 207            | 228            | 204                | 85              | 46           | 561                           |
| 2 or more  | 3 620         | 27              | 268            | 321            | 260            | 268            | 279            | 337            | 327            | 533            | 612                | 322             | 65           | 705                           |
| <b>Main Heating Equipment</b>                              |               |                 |                |                |                |                |                |                |                |                |                    |                 |              |                               |
| Warm-air furnace   | 7 399         | 142             | 659            | 791            | 750            | 923            | 887            | 755            | 588            | 715            | 649                | 341             | 199          | 538                           |
| Steam or hot water system                                  | 1 867         | 37              | 163            | 152            | 178            | 227            | 230            | 199            | 170            | 162            | 173                | 121             | 53           | 565                           |
| Electric heat pump   | 1 337         | 19              | 119            | 92             | 89             | 175            | 203            | 161            | 144            | 151            | 127                | 21              | 36           | 577                           |
| Built-in electric units                                    | 435           | 4               | 64             | 36             | 71             | 80             | 40             | 32             | 24             | 50             | 18                 | 2               | 15           | 444                           |
| Floor, wall, or other built-in hot-air units without ducts | 690           | 31              | 70             | 105            | 68             | 83             | 60             | 71             | 54             | 79             | 39                 | 12              | 17           | 474                           |
| Room heaters with flue                                     | 301           | 20              | 76             | 37             | 43             | 33             | 15             | 14             | 10             | 12             | 9                  | —               | 31           | 304                           |
| Room heaters without flue                                  | 586           | 30              | 137            | 146            | 99             | 70             | 24             | 22             | 1              | 13             | 6                  | 9               | 29           | 276                           |
| Portable electric heaters                                  | 109           | 15              | 18             | 15             | 31             | 16             | 7              | 6              | —              | 3              | —                  | —               | —            | 323                           |
| Stoves   | 81            | 6               | 21             | 14             | 4              | 4              | 2              | 5              | —              | 6              | 2                  | —               | 14           | 241                           |
| Fireplaces with inserts                                    | 12            | —               | 3              | 1              | —              | 2              | 3              | —              | —              | —              | —                  | —               | 2            | ...                           |
| Fireplaces without inserts                                 | 10            | —               | 4              | 2              | —              | —              | —              | —              | —              | —              | —                  | —               | 2            | ...                           |
| Other  | 48            | —               | —              | 7              | 15             | 4              | 8              | 12             | —              | —              | 2                  | —               | —            | ...                           |
| Cooking stove  | 16            | 2               | —              | 5              | 6              | —              | —              | —              | —              | —              | 1                  | —               | —            | ...                           |
| None   | 45            | 2               | 2              | 4              | 12             | 2              | 11             | 3              | 2              | 3              | —                  | —               | 3            | ...                           |
| <b>Primary Source of Water</b>                             |               |                 |                |                |                |                |                |                |                |                |                    |                 |              |                               |
| Public system or private company                           | 12 342        | 275             | 1 173          | 1 310          | 1 313          | 1 553          | 1 455          | 1 258          | 977            | 1 157          | 996                | 502             | 372          | 525                           |
| Well serving 1 to 5 units                                  | 581           | 31              | 161            | 95             | 49             | 67             | 33             | 27             | 17             | 39             | 30                 | 3               | 27           | 289                           |
| Drilled  | 423           | 13              | 122            | 75             | 31             | 41             | 26             | 18             | 12             | 39             | 28                 | —               | 16           | 291                           |
| Dug  | 102           | 14              | 18             | 17             | 10             | 16             | 7              | 9              | —              | —              | 2                  | —               | 9            | 284                           |
| Not reported   | 57            | 5               | 21             | 2              | 9              | 10             | —              | —              | —              | —              | —                  | 3               | 2            | 263                           |
| Other  | 13            | 2               | 2              | 2              | 4              | —              | 1              | —              | —              | —              | —                  | —               | 2            | ...                           |
| <b>Means of Sewage Disposal</b>                            |               |                 |                |                |                |                |                |                |                |                |                    |                 |              |                               |
| Public sewer   | 11 714        | 260             | 1 071          | 1 206          | 1 251          | 1 491          | 1 401          | 1 225          | 940            | 1 113          | 950                | 472             | 334          | 529                           |
| Septic tank, cesspool, chemical toilet                     | 1 204         | 47              | 257            | 198            | 116            | 129            | 88             | 61             | 54             | 84             | 76                 | 33              | 61           | 360                           |
| Other  | 19            | 2               | 8              | 2              | —              | —              | —              | —              | —              | —              | —                  | —               | 6            | ...                           |
| <b>Main House Heating Fuel</b>                             |               |                 |                |                |                |                |                |                |                |                |                    |                 |              |                               |
| Housing units with heating fuel                            | 12 891        | 306             | 1 334          | 1 403          | 1 354          | 1 618          | 1 478          | 1 282          | 992            | 1 193          | 1 026              | 505             | 398          | 516                           |
| Electricity  | 4 324         | 84              | 437            | 328            | 434            | 625            | 586            | 495            | 389            | 430            | 311                | 82              | 124          | 533                           |
| Piped gas  | 6 718         | 162             | 636            | 830            | 734            | 794            | 691            | 611            | 499            | 619            | 587                | 368             | 187          | 516                           |
| Bottled gas  | 509           | 16              | 124            | 88             | 81             | 48             | 36             | 37             | 6              | 21             | 26                 | 1               | 25           | 317                           |
| Fuel oil   | 1 065         | 26              | 78             | 111            | 68             | 121            | 143            | 124            | 94             | 113            | 98                 | 55              | 35           | 578                           |
| Kerosene or other liquid fuel                              | 145           | 12              | 27             | 22             | 27             | 20             | 14             | 7              | 3              | 5              | 2                  | —               | 6            | 332                           |
| Coal or coke   | 2             | —               | 2              | —              | —              | —              | —              | —              | —              | —              | —                  | —               | —            | ...                           |
| Wood   | 107           | 6               | 26             | 21             | 6              | 6              | 7              | 8              | —              | 6              | 2                  | —               | 18           | 259                           |
| Solar energy   | 3             | —               | —              | —              | 3              | —              | —              | —              | —              | —              | —                  | —               | —            | ...                           |
| Other  | 18            | —               | 4              | 3              | 1              | 5              | 2              | —              | 1              | —              | —                  | —               | 3            | ...                           |

**Table 5-21. Housing Costs by Selected Characteristics—Occupied Units With Black Householder—Con.**

[Numbers in thousands. Consistent with the 1990 Census. .... means not applicable or sample too small. — means zero or rounds to zero]

| Characteristics                                      | Total  | Less than \$100 | \$100 to \$199 | \$200 to \$299 | \$300 to \$399 | \$400 to \$499 | \$500 to \$599 | \$600 to \$699 | \$700 to \$799 | \$800 to \$999 | \$1,000 to \$1,499 | \$1,500 or more | No cash rent | Median excluding no cash rent |
|--|--------|-----------------|----------------|----------------|----------------|----------------|----------------|----------------|----------------|----------------|--------------------|-----------------|--------------|-------------------------------|
| <b>Cooking Fuel</b>                                  |        |                 |                |                |                |                |                |                |                |                |                    |                 |              |                               |
| With cooking fuel                                    | 12 844 | 304             | 1 324          | 1 389          | 1 348          | 1 612          | 1 475          | 1 283          | 987            | 1 196          | 1 024              | 505             | 398          | 517                           |
| Electricity  | 6 182  | 91              | 603            | 569            | 605            | 811            | 816            | 675            | 498            | 680            | 465                | 193             | 175          | 540                           |
| Piped gas  | 6 173  | 194             | 613            | 735            | 674            | 744            | 625            | 575            | 483            | 496            | 534                | 311             | 188          | 505                           |
| Bottled gas  | 489    | 19              | 108            | 86             | 70             | 56             | 34             | 32             | 6              | 19             | 24                 | 1               | 34           | 322                           |
| Kerosene or other liquid fuel                        | —      | —               | —              | —              | —              | —              | —              | —              | —              | —              | —                  | —               | —            | —                             |
| Coal or coke   | —      | —               | —              | —              | —              | —              | —              | —              | —              | —              | —                  | —               | —            | —                             |
| Wood   | —      | —               | —              | —              | —              | —              | —              | —              | —              | —              | —                  | —               | —            | —                             |
| Other  | —      | —               | —              | —              | —              | —              | —              | —              | —              | —              | —                  | —               | —            | —                             |
| <b>Persons</b>                                       |        |                 |                |                |                |                |                |                |                |                |                    |                 |              |                               |
| 1 person   | 3 880  | 145             | 566            | 475            | 511            | 554            | 460            | 371            | 238            | 218            | 128                | 87              | 128          | 432                           |
| 2 persons  | 3 379  | 85              | 311            | 395            | 325            | 442            | 420            | 390            | 306            | 313            | 197                | 101             | 94           | 520                           |
| 3 persons  | 2 243  | 30              | 204            | 260            | 211            | 281            | 253            | 192            | 181            | 271            | 203                | 86              | 72           | 539                           |
| 4 persons  | 1 927  | 39              | 158            | 154            | 160            | 209            | 197            | 185            | 133            | 212            | 262                | 154             | 65           | 608                           |
| 5 persons  | 936    | 9               | 52             | 71             | 84             | 71             | 106            | 109            | 90             | 126            | 140                | 50              | 29           | 656                           |
| 6 persons  | 328    | 2               | 16             | 23             | 47             | 39             | 35             | 24             | 21             | 30             | 65                 | 17              | 10           | 593                           |
| 7 persons or more                                    | 242    | —               | 29             | 28             | 29             | 26             | 17             | 15             | 25             | 27             | 31                 | 11              | 4            | 542                           |
| <b>Household Composition by Age of Householder</b>   |        |                 |                |                |                |                |                |                |                |                |                    |                 |              |                               |
| 2-or-more-person households                          | 9 056  | 164             | 770            | 931            | 856            | 1 067          | 1 029          | 915            | 756            | 978            | 898                | 418             | 274          | 559                           |
| Married-couple families, no nonrelatives             | 3 941  | 25              | 293            | 379            | 320            | 418            | 355            | 385            | 330            | 504            | 560                | 308             | 63           | 639                           |
| Under 25 years                                       | 98     | —               | 7              | 9              | 15             | 28             | 5              | 16             | 6              | —              | 2                  | 3               | 8            | 454                           |
| 25 to 29 years                                       | 261    | —               | 7              | 15             | 26             | 35             | 43             | 32             | 37             | 28             | 16                 | 10              | 13           | 596                           |
| 30 to 34 years                                       | 479    | —               | 30             | 19             | 16             | 68             | 55             | 76             | 32             | 58             | 74                 | 38              | 13           | 660                           |
| 35 to 44 years                                       | 1 102  | 1               | 39             | 76             | 59             | 103            | 71             | 98             | 105            | 188            | 244                | 107             | 11           | 793                           |
| 45 to 64 years                                       | 1 499  | 18              | 133            | 148            | 141            | 133            | 129            | 129            | 125            | 197            | 196                | 136             | 13           | 631                           |
| 65 years and over                                    | 502    | 5               | 76             | 113            | 63             | 52             | 52             | 34             | 25             | 33             | 29                 | 15              | 4            | 385                           |
| Other male householder                               | 1 053  | 12              | 79             | 89             | 116            | 151            | 118            | 114            | 110            | 121            | 76                 | 36              | 31           | 554                           |
| Under 45 years                                       | 691    | 7               | 36             | 43             | 45             | 116            | 80             | 87             | 78             | 96             | 49                 | 32              | 22           | 608                           |
| 45 to 64 years                                       | 247    | 4               | 22             | 21             | 43             | 32             | 24             | 21             | 28             | 21             | 18                 | 4               | 9            | 492                           |
| 65 years and over                                    | 115    | 1               | 22             | 24             | 29             | 3              | 13             | 6              | 4              | 4              | 9                  | —               | —            | 334                           |
| Other female householder                             | 4 062  | 127             | 398            | 463            | 420            | 497            | 556            | 416            | 316            | 353            | 262                | 74              | 180          | 506                           |
| Under 45 years                                       | 2 610  | 105             | 210            | 243            | 245            | 341            | 399            | 291            | 227            | 205            | 165                | 30              | 149          | 522                           |
| 45 to 64 years                                       | 1 009  | 17              | 101            | 139            | 109            | 107            | 109            | 104            | 72             | 118            | 68                 | 41              | 22           | 518                           |
| 65 years and over                                    | 443    | 4               | 87             | 80             | 66             | 50             | 47             | 20             | 17             | 30             | 29                 | 3               | 9            | 369                           |
| 1-person households                                  | 3 880  | 145             | 566            | 475            | 511            | 554            | 460            | 371            | 238            | 218            | 128                | 87              | 128          | 432                           |
| Male householder                                     | 1 794  | 65              | 211            | 214            | 262            | 281            | 235            | 183            | 90             | 88             | 51                 | 39              | 74           | 438                           |
| Under 45 years                                       | 916    | 20              | 65             | 95             | 154            | 170            | 151            | 97             | 56             | 51             | 17                 | 21              | 18           | 467                           |
| 45 to 64 years                                       | 574    | 12              | 79             | 64             | 69             | 86             | 52             | 76             | 22             | 34             | 29                 | 19              | 33           | 455                           |
| 65 years and over                                    | 303    | 33              | 67             | 55             | 39             | 25             | 31             | 10             | 12             | 3              | 5                  | —               | 23           | 272                           |
| Female householder                                   | 2 087  | 80              | 355            | 261            | 249            | 272            | 226            | 188            | 148            | 130            | 77                 | 48              | 54           | 426                           |
| Under 45 years                                       | 707    | 12              | 46             | 37             | 117            | 120            | 92             | 103            | 55             | 65             | 21                 | 16              | 23           | 511                           |
| 45 to 64 years                                       | 741    | 30              | 111            | 96             | 69             | 96             | 90             | 49             | 70             | 50             | 38                 | 23              | 18           | 457                           |
| 65 years and over                                    | 638    | 37              | 198            | 127            | 63             | 56             | 44             | 35             | 23             | 15             | 18                 | 9               | 13           | 261                           |
| <b>Own Never Married Children Under 18 Years Old</b> |        |                 |                |                |                |                |                |                |                |                |                    |                 |              |                               |
| No own children under 18 years                       | 8 166  | 208             | 971            | 1 019          | 964            | 1 049          | 918            | 830            | 603            | 632            | 475                | 276             | 220          | 477                           |
| With own children under 18 years                     | 4 770  | 101             | 365            | 388            | 403            | 571            | 571            | 455            | 391            | 564            | 551                | 229             | 181          | 582                           |
| Under 6 years only                                   | 948    | 51              | 51             | 70             | 95             | 135            | 123            | 103            | 67             | 103            | 69                 | 36              | 44           | 540                           |
| 1  | 649    | 35              | 29             | 53             | 68             | 90             | 80             | 52             | 78             | 44             | 16                 | 24              | 24           | 546                           |
| 2  | 246    | 9               | 18             | 12             | 22             | 39             | 37             | 21             | 12             | 20             | 22                 | 16              | 17           | 537                           |
| 3 or more  | 53     | 7               | 4              | 4              | 5              | 6              | 6              | 2              | 3              | 6              | 3                  | 3               | 3            | —                             |
| 6 to 17 years only                                   | 2 748  | 36              | 217            | 229            | 218            | 290            | 343            | 243            | 249            | 345            | 359                | 138             | 79           | 601                           |
| 1  | 1 419  | 16              | 124            | 126            | 121            | 136            | 176            | 142            | 142            | 194            | 149                | 61              | 33           | 597                           |
| 2  | 851    | 3               | 58             | 65             | 66             | 104            | 96             | 75             | 60             | 107            | 133                | 59              | 26           | 628                           |
| 3 or more  | 477    | 18              | 35             | 38             | 32             | 50             | 70             | 26             | 48             | 45             | 77                 | 19              | 21           | 579                           |
| Both age groups                                      | 1 074  | 13              | 96             | 89             | 89             | 146            | 105            | 109            | 75             | 116            | 123                | 55              | 57           | 571                           |
| 2  | 494    | 4               | 52             | 36             | 39             | 80             | 43             | 47             | 30             | 64             | 60                 | 24              | 15           | 567                           |
| 3 or more  | 580    | 9               | 45             | 53             | 50             | 66             | 63             | 62             | 45             | 52             | 63                 | 31              | 43           | 574                           |
| <b>Income of Families and Primary Individuals</b>    |        |                 |                |                |                |                |                |                |                |                |                    |                 |              |                               |
| Less than \$5,000                                    | 1 438  | 105             | 229            | 151            | 180            | 189            | 132            | 134            | 62             | 60             | 40                 | 28              | 129          | 395                           |
| \$5,000 to \$9,999                                   | 1 548  | 73              | 351            | 288            | 212            | 199            | 134            | 86             | 39             | 48             | 22                 | 19              | 77           | 311                           |
| \$10,000 to \$14,999                                 | 1 379  | 38              | 165            | 221            | 222            | 238            | 180            | 87             | 80             | 46             | 29                 | 11              | 62           | 405                           |
| \$15,000 to \$19,999                                 | 1 106  | 16              | 120            | 122            | 150            | 194            | 182            | 128            | 77             | 53             | 34                 | 16              | 15           | 471                           |
| \$20,000 to \$24,999                                 | 1 214  | 30              | 101            | 113            | 135            | 220            | 195            | 137            | 107            | 72             | 44                 | 24              | 36           | 496                           |
| \$25,000 to \$29,999                                 | 994    | 13              | 65             | 96             | 90             | 131            | 150            | 138            | 120            | 83             | 74                 | 14              | 20           | 561                           |
| \$30,000 to \$34,999                                 | 1 010  | 9               | 54             | 117            | 93             | 143            | 151            | 150            | 113            | 90             | 43                 | 19              | 27           | 549                           |
| \$35,000 to \$39,999                                 | 721    | 5               | 46             | 61             | 72             | 75             | 100            | 92             | 68             | 113            | 69                 | 15              | 6            | 599                           |
| \$40,000 to \$49,999                                 | 873    | 5               | 74             | 71             | 39             | 90             | 67             | 102            | 98             | 147            | 138                | 31              | 12           | 684                           |
| \$50,000 to \$59,999                                 | 687    | 3               | 59             | 46             | 46             | 39             | 61             | 74             | 59             | 178            | 83                 | 37              | 4            | 725                           |
| \$60,000 to \$79,999                                 | 965    | 8               | 48             | 61             | 58             | 52             | 87             | 105            | 88             | 153            | 225                | 72              | 7            | 767                           |
| \$80,000 to \$99,999                                 | 447    | —               | 10             | 20             | 37             | 32             | 22             | 22             | 49             | 66             | 111                | 75              | 3            | 892                           |
| \$100,000 to \$119,999                               | 205    | —               | 3              | 22             | 20             | 8              | 7              | 11             | 5              | 31             | 43                 | 53              | 2            | 965                           |
| \$120,000 or more                                    | 350    | 3               | 12             | 19             | 12             | 11             | 20             | 19             | 31             | 58             | 71                 | 91              | 2            | 959                           |
| Median   | 24 111 | 8 363           | 12 678         | 16 814         | 17 302         | 19 743         | 22 987         | 27 573         | 30 541         | 42 400         | 52 509             | 70 763          | 9 680        | —                             |

**Table 5-21. Housing Costs by Selected Characteristics—Occupied Units With Black Householder—Con.**

[Numbers in thousands. Consistent with the 1990 Census. ... means not applicable or sample too small. — means zero or rounds to zero]

| Characteristics  | Total         | Less than \$100 | \$100 to \$199 | \$200 to \$299 | \$300 to \$399 | \$400 to \$499 | \$500 to \$599 | \$600 to \$699 | \$700 to \$799 | \$800 to \$999 | \$1,000 to \$1,499 | \$1,500 or more | No cash rent | Median excluding no cash rent |
|--|---------------|-----------------|----------------|----------------|----------------|----------------|----------------|----------------|----------------|----------------|--------------------|-----------------|--------------|-------------------------------|
| <b>OWNER OCCUPIED UNITS</b>                            |               |                 |                |                |                |                |                |                |                |                |                    |                 |              |                               |
| <b>Total</b> .....                                     | <b>6 013</b>  | <b>148</b>      | <b>843</b>     | <b>899</b>     | <b>615</b>     | <b>498</b>     | <b>425</b>     | <b>393</b>     | <b>400</b>     | <b>611</b>     | <b>756</b>         | <b>425</b>      | <b>...</b>   | <b>501</b>                    |
| <b>Value</b>   |               |                 |                |                |                |                |                |                |                |                |                    |                 |              |                               |
| Less than \$10,000 .....                               | 194           | 28              | 68             | 27             | 22             | 12             | 11             | 11             | 4              | 9              | —                  | 1               | ...          | 202                           |
| \$10,000 to \$19,999 .....                             | 200           | 10              | 77             | 35             | 22             | 24             | 18             | 5              | 1              | —              | 4                  | —               | ...          | 235                           |
| \$20,000 to \$29,999 .....                             | 262           | 21              | 74             | 46             | 43             | 43             | 11             | 17             | 1              | 5              | —                  | —               | ...          | 277                           |
| \$30,000 to \$39,999 .....                             | 401           | 19              | 86             | 71             | 61             | 75             | 44             | 19             | 8              | 5              | 8                  | 3               | ...          | 338                           |
| \$40,000 to \$49,999 .....                             | 411           | 13              | 90             | 99             | 46             | 51             | 47             | 18             | 21             | 21             | 1                  | 2               | ...          | 306                           |
| \$50,000 to \$59,999 .....                             | 462           | 15              | 85             | 82             | 45             | 48             | 70             | 49             | 24             | 14             | 25                 | 5               | ...          | 408                           |
| \$60,000 to \$69,999 .....                             | 539           | 11              | 78             | 77             | 66             | 63             | 65             | 58             | 41             | 56             | 16                 | 6               | ...          | 459                           |
| \$70,000 to \$79,999 .....                             | 525           | 5               | 73             | 78             | 64             | 36             | 35             | 42             | 52             | 99             | 34                 | 8               | ...          | 520                           |
| \$80,000 to \$99,999 .....                             | 943           | —               | 90             | 156            | 90             | 48             | 57             | 89             | 130            | 151            | 113                | 19              | ...          | 634                           |
| \$100,000 to \$119,999 .....                           | 476           | 9               | 46             | 65             | 35             | 24             | 13             | 20             | 50             | 107            | 91                 | 15              | ...          | 750                           |
| \$120,000 to \$149,999 .....                           | 604           | 4               | 50             | 68             | 41             | 36             | 21             | 27             | 27             | 76             | 199                | 54              | ...          | 872                           |
| \$150,000 to \$199,999 .....                           | 514           | 9               | 10             | 56             | 36             | 18             | 17             | 25             | 23             | 53             | 175                | 92              | ...          | 1 028                         |
| \$200,000 to \$249,999 .....                           | 215           | —               | 10             | 15             | 21             | 10             | 10             | —              | 5              | 9              | 54                 | 79              | ...          | 1 241                         |
| \$250,000 to \$299,999 .....                           | 112           | —               | —              | 10             | 17             | 2              | 1              | 4              | 6              | 2              | 12                 | 56              | ...          | 1500+                         |
| \$300,000 or more .....                                | 157           | 2               | 5              | 14             | 4              | 9              | 5              | 7              | 6              | 3              | 23                 | 79              | ...          | 1500+                         |
| <b>Median</b> .....                                    | <b>80 302</b> | <b>37 397</b>   | <b>53 037</b>  | <b>71 668</b>  | <b>70 244</b>  | <b>59 288</b>  | <b>61 889</b>  | <b>74 458</b>  | <b>87 220</b>  | <b>92 612</b>  | <b>132 867</b>     | <b>201 629</b>  | <b>...</b>   | <b>...</b>                    |
| <b>Ratio of Value to Current Income</b>                |               |                 |                |                |                |                |                |                |                |                |                    |                 |              |                               |
| Less than 1.5 .....                                    | 1 890         | 48              | 285            | 238            | 193            | 170            | 173            | 152            | 127            | 232            | 190                | 82              | ...          | 507                           |
| 1.5 to 1.9 .....                                       | 893           | 19              | 86             | 102            | 67             | 70             | 66             | 46             | 60             | 138            | 156                | 83              | ...          | 678                           |
| 2.0 to 2.4 .....                                       | 578           | 11              | 57             | 67             | 61             | 41             | 30             | 44             | 41             | 77             | 100                | 49              | ...          | 652                           |
| 2.5 to 2.9 .....                                       | 520           | 2               | 87             | 64             | 44             | 29             | 37             | 39             | 38             | 43             | 79                 | 57              | ...          | 591                           |
| 3.0 to 3.9 .....                                       | 561           | 7               | 58             | 107            | 54             | 44             | 27             | 28             | 35             | 41             | 107                | 54              | ...          | 539                           |
| 4.0 to 4.9 .....                                       | 314           | 11              | 19             | 54             | 55             | 32             | 15             | 19             | 33             | 19             | 30                 | 27              | ...          | 458                           |
| 5.0 or more .....                                      | 1 110         | 37              | 222            | 237            | 121            | 89             | 71             | 63             | 63             | 55             | 86                 | 65              | ...          | 349                           |
| Zero or negative income .....                          | 146           | 13              | 31             | 30             | 19             | 23             | 6              | 2              | 3              | 6              | 7                  | 7               | ...          | ...                           |
| <b>Median</b> .....                                    | <b>2.1</b>    | <b>2.0</b>      | <b>2.3</b>     | <b>2.7</b>     | <b>2.3</b>     | <b>2.0</b>     | <b>1.8</b>     | <b>2.0</b>     | <b>2.1</b>     | <b>1.8</b>     | <b>2.1</b>         | <b>2.4</b>      | <b>...</b>   | <b>...</b>                    |
| <b>Monthly Payment for Principal and Interest</b>      |               |                 |                |                |                |                |                |                |                |                |                    |                 |              |                               |
| One or more regular mortgages .....                    | 3 487         | 5               | 46             | 100            | 186            | 334            | 344            | 341            | 372            | 597            | 754                | 408             | ...          | 805                           |
| Less than \$100 .....                                  | 161           | 5               | 40             | 27             | 22             | 27             | 6              | 4              | 7              | 7              | 14                 | —               | ...          | 332                           |
| \$100 to \$199 .....                                   | 267           | —               | 5              | 67             | 100            | 39             | 22             | 13             | 10             | 4              | 7                  | —               | ...          | 361                           |
| \$200 to \$249 .....                                   | 177           | —               | —              | 6              | 45             | 73             | 36             | 8              | 9              | —              | 1                  | —               | ...          | 452                           |
| \$250 to \$299 .....                                   | 246           | —               | —              | —              | 19             | 120            | 65             | 25             | 12             | 3              | 3                  | —               | ...          | 487                           |
| \$300 to \$349 .....                                   | 196           | —               | —              | —              | —              | 64             | 77             | 39             | 7              | 8              | —                  | —               | ...          | 544                           |
| \$350 to \$399 .....                                   | 221           | —               | —              | —              | —              | 12             | 88             | 84             | 28             | 6              | 3                  | —               | ...          | 612                           |
| \$400 to \$449 .....                                   | 230           | —               | —              | —              | —              | —              | 38             | 70             | 70             | 48             | 4                  | —               | ...          | 709                           |
| \$450 to \$499 .....                                   | 232           | —               | —              | —              | —              | —              | 11             | 71             | 79             | 54             | 11                 | 6               | ...          | 743                           |
| \$500 to \$599 .....                                   | 373           | —               | —              | —              | —              | —              | —              | 27             | 133            | 162            | 49                 | 2               | ...          | 832                           |
| \$600 to \$699 .....                                   | 331           | —               | —              | —              | —              | —              | —              | —              | 16             | 215            | 98                 | 3               | ...          | 939                           |
| \$700 to \$799 .....                                   | 241           | —               | —              | —              | —              | —              | —              | —              | 1              | 77             | 154                | 9               | ...          | 1 138                         |
| \$800 to \$999 .....                                   | 324           | —               | —              | —              | —              | —              | —              | —              | —              | 13             | 283                | 28              | ...          | 1 263                         |
| \$1,000 to \$1,249 .....                               | 247           | —               | —              | —              | —              | —              | —              | —              | —              | —              | 125                | 122             | ...          | 1 495                         |
| \$1,250 to \$1,499 .....                               | 81            | —               | —              | —              | —              | —              | —              | —              | —              | —              | 3                  | 78              | ...          | 1500+                         |
| \$1,500 or more .....                                  | 160           | —               | —              | —              | —              | —              | —              | —              | —              | —              | —                  | 160             | ...          | 1500+                         |
| <b>Median</b> .....                                    | <b>504</b>    | <b>...</b>      | <b>...</b>     | <b>134</b>     | <b>170</b>     | <b>262</b>     | <b>328</b>     | <b>399</b>     | <b>478</b>     | <b>603</b>     | <b>824</b>         | <b>1 360</b>    | <b>...</b>   | <b>...</b>                    |
| <b>Average Monthly Cost Paid for Real Estate Taxes</b> |               |                 |                |                |                |                |                |                |                |                |                    |                 |              |                               |
| Less than \$25 .....                                   | 1 604         | 130             | 455            | 231            | 159            | 226            | 113            | 61             | 51             | 97             | 53                 | 29              | ...          | 294                           |
| \$25 to \$49 .....                                     | 1 138         | 11              | 241            | 289            | 98             | 83             | 100            | 92             | 66             | 81             | 65                 | 13              | ...          | 330                           |
| \$50 to \$74 .....                                     | 850           | 3               | 94             | 168            | 109            | 38             | 49             | 71             | 94             | 135            | 72                 | 17              | ...          | 525                           |
| \$75 to \$99 .....                                     | 594           | 4               | 34             | 98             | 58             | 32             | 52             | 47             | 69             | 75             | 113                | 12              | ...          | 641                           |
| \$100 to \$149 .....                                   | 750           | —               | 16             | 92             | 104            | 44             | 38             | 58             | 44             | 122            | 182                | 48              | ...          | 751                           |
| \$150 to \$199 .....                                   | 364           | —               | —              | 13             | 47             | 26             | 24             | 26             | 26             | 54             | 80                 | 67              | ...          | 872                           |
| \$200 or more .....                                    | 713           | —               | 3              | 8              | 40             | 49             | 49             | 37             | 51             | 47             | 191                | 239             | ...          | 1 191                         |
| <b>Median</b> .....                                    | <b>58</b>     | <b>25-</b>      | <b>25-</b>     | <b>44</b>      | <b>62</b>      | <b>32</b>      | <b>50</b>      | <b>65</b>      | <b>72</b>      | <b>74</b>      | <b>121</b>         | <b>200+</b>     | <b>...</b>   | <b>...</b>                    |
| <b>Purchase Price</b>                                  |               |                 |                |                |                |                |                |                |                |                |                    |                 |              |                               |
| Home purchased or built .....                          | 5 570         | 116             | 742            | 776            | 562            | 478            | 393            | 378            | 378            | 594            | 739                | 412             | ...          | 528                           |
| Less than \$10,000 .....                               | 442           | 52              | 140            | 83             | 63             | 57             | 18             | 11             | 7              | 7              | 3                  | 3               | ...          | 236                           |
| \$10,000 to \$19,999 .....                             | 784           | 17              | 151            | 194            | 130            | 82             | 68             | 52             | 29             | 22             | 26                 | 13              | ...          | 323                           |
| \$20,000 to \$29,999 .....                             | 579           | 8               | 90             | 90             | 75             | 86             | 76             | 46             | 31             | 39             | 21                 | 16              | ...          | 431                           |
| \$30,000 to \$39,999 .....                             | 475           | 13              | 62             | 73             | 48             | 69             | 70             | 31             | 19             | 52             | 22                 | 17              | ...          | 462                           |
| \$40,000 to \$49,999 .....                             | 377           | —               | 42             | 39             | 30             | 54             | 58             | 47             | 38             | 29             | 26                 | 13              | ...          | 541                           |
| \$50,000 to \$59,999 .....                             | 413           | —               | 64             | 42             | 26             | 22             | 26             | 60             | 62             | 56             | 49                 | 5               | ...          | 644                           |
| \$60,000 to \$69,999 .....                             | 303           | —               | 13             | 16             | 21             | 11             | 15             | 41             | 48             | 86             | 40                 | 12              | ...          | 771                           |
| \$70,000 to \$79,999 .....                             | 321           | —               | 11             | 19             | 22             | 10             | 2              | 22             | 70             | 99             | 64                 | 4               | ...          | 813                           |
| \$80,000 to \$99,999 .....                             | 425           | —               | 11             | 51             | 32             | 5              | 9              | 25             | 27             | 120            | 120                | 24              | ...          | 886                           |
| \$100,000 to \$119,999 .....                           | 160           | —               | 6              | 12             | 3              | 2              | —              | 2              | 8              | 19             | 90                 | 17              | ...          | 1 152                         |
| \$120,000 to \$149,999 .....                           | 273           | —               | —              | 10             | 18             | 3              | 5              | 5              | 11             | 12             | 161                | 49              | ...          | 1 229                         |
| \$150,000 to \$199,999 .....                           | 193           | —               | 4              | 7              | 7              | 5              | 1              | 4              | 6              | 5              | 48                 | 105             | ...          | 1500+                         |
| \$200,000 to \$249,999 .....                           | 74            | —               | —              | —              | 5              | 2              | 4              | 2              | —              | 2              | 11                 | 49              | ...          | 1500+                         |
| \$250,000 to \$299,999 .....                           | 43            | —               | —              | —              | 1              | —              | —              | —              | —              | —              | 6                  | 36              | ...          | ...                           |
| \$300,000 or more .....                                | 33            | —               | —              | —              | —              | —              | —              | —              | —              | 2              | 4                  | 27              | ...          | ...                           |
| Not reported .....                                     | 673           | 27              | 148            | 140            | 80             | 70             | 42             | 29             | 23             | 43             | 49                 | 22              | ...          | 327                           |
| <b>Median</b> .....                                    | <b>44 447</b> | <b>10000-</b>   | <b>20 693</b>  | <b>24 632</b>  | <b>26 356</b>  | <b>27 589</b>  | <b>31 946</b>  | <b>47 035</b>  | <b>58 632</b>  | <b>68 129</b>  | <b>95 674</b>      | <b>160 635</b>  | <b>...</b>   | <b>...</b>                    |
| Received as inheritance or gift .....                  | 324           | 26              | 80             | 101            | 39             | 6              | 22             | 14             | 14             | 12             | 6                  | 4               | ...          | 255                           |
| Not reported .....                                     | 120           | 6               | 21             | 21             | 13             | 14             | 9              | 1              | 8              | 6              | 11                 | 9               | ...          | 389                           |

Table 5-21. **Housing Costs by Selected Characteristics—Occupied Units With Black Householder—Con.**

[Numbers in thousands. Consistent with the 1990 Census. ... means not applicable or sample too small. — means zero or rounds to zero]

| Characteristics                         | Total        | Less than \$100 | \$100 to \$199 | \$200 to \$299 | \$300 to \$399 | \$400 to \$499 | \$500 to \$599 | \$600 to \$699 | \$700 to \$799 | \$800 to \$999 | \$1,000 to \$1,499 | \$1,500 or more | No cash rent | Median excluding no cash rent |
|---|--------------|-----------------|----------------|----------------|----------------|----------------|----------------|----------------|----------------|----------------|--------------------|-----------------|--------------|-------------------------------|
| <b>RENTER OCCUPIED UNITS</b>            |              |                 |                |                |                |                |                |                |                |                |                    |                 |              |                               |
| <b>Total .....</b>                      | <b>6 923</b> | <b>160</b>      | <b>493</b>     | <b>508</b>     | <b>751</b>     | <b>1 122</b>   | <b>1 064</b>   | <b>893</b>     | <b>594</b>     | <b>585</b>     | <b>270</b>         | <b>80</b>       | <b>402</b>   | <b>521</b>                    |
| <b>Rent Reductions</b>                  |              |                 |                |                |                |                |                |                |                |                |                    |                 |              |                               |
| No subsidy .....                        | 4 761        | 27              | 108            | 227            | 522            | 867            | 848            | 730            | 465            | 488            | 217                | 53              | 209          | 562                           |
| Rent control .....                      | 155          | 7               | 10             | —              | 9              | 16             | 41             | 27             | 22             | 5              | 10                 | 7               | —            | 587                           |
| No rent control .....                   | 4 603        | 20              | 99             | 227            | 513            | 850            | 807            | 702            | 442            | 483            | 204                | 46              | 209          | 560                           |
| Reduced by owner .....                  | 176          | 1               | 12             | 5              | 26             | 23             | 11             | 14             | 4              | 7              | 9                  | —               | 63           | 451                           |
| Not reduced by owner .....              | 4 413        | 19              | 87             | 219            | 482            | 826            | 796            | 684            | 438            | 476            | 195                | 44              | 146          | 563                           |
| Owner reduction not reported .....      | 14           | —               | —              | 2              | 4              | 1              | —              | 4              | —              | —              | —                  | 2               | —            | ...                           |
| Rent control not reported .....         | 3            | —               | —              | —              | —              | —              | —              | —              | —              | —              | 3                  | —               | —            | ...                           |
| Owned by public housing authority ..... | 762          | 77              | 205            | 157            | 64             | 57             | 28             | 27             | 12             | 4              | 9                  | 11              | 111          | 227                           |
| Government subsidy .....                | 651          | 51              | 140            | 84             | 84             | 90             | 56             | 41             | 11             | 12             | 6                  | 3               | 74           | 316                           |
| Other, income verification .....        | 523          | 6               | 32             | 18             | 48             | 80             | 96             | 59             | 91             | 64             | 19                 | 8               | 2            | 580                           |
| Subsidy not reported .....              | 227          | —               | 7              | 22             | 33             | 28             | 36             | 37             | 16             | 17             | 19                 | 6               | 6            | ...                           |

<sup>1</sup>For mobile homes, oldest category is 1939 or earlier.

Table 5-22. Value by Selected Characteristics—Owner Occupied Units With Black Householder

[Numbers in thousands. Consistent with the 1990 Census. .... means not applicable or sample too small. — means zero or rounds to zero]

| Characteristics  | Total        | Less than \$30,000 | \$30,000 to \$39,999 | \$40,000 to \$49,999 | \$50,000 to \$59,999 | \$60,000 to \$79,999 | \$80,000 to \$99,999 | \$100,000 to \$149,999 | \$150,000 to \$199,999 | \$200,000 to \$249,999 | \$250,000 to \$299,999 | \$300,000 or more | Median        |
|--|--------------|--------------------|----------------------|----------------------|----------------------|----------------------|----------------------|------------------------|------------------------|------------------------|------------------------|-------------------|---------------|
| <b>Total</b> .....   | <b>6 013</b> | <b>655</b>         | <b>401</b>           | <b>411</b>           | <b>462</b>           | <b>1 064</b>         | <b>943</b>           | <b>1 080</b>           | <b>514</b>             | <b>215</b>             | <b>112</b>             | <b>157</b>        | <b>80 302</b> |
| <b>Units in Structure</b>  |              |                    |                      |                      |                      |                      |                      |                        |                        |                        |                        |                   |               |
| 1, detached .....  | 4 650        | 264                | 282                  | 293                  | 366                  | 898                  | 804                  | 895                    | 439                    | 193                    | 75                     | 141               | 85 541        |
| 1, attached .....  | 551          | 50                 | 49                   | 36                   | 42                   | 82                   | 91                   | 106                    | 55                     | 9                      | 25                     | 4                 | 83 333        |
| 2 to 4 .....   | 202          | 23                 | 17                   | 11                   | 8                    | 32                   | 30                   | 48                     | 7                      | 13                     | 5                      | 7                 | 86 323        |
| 5 to 9 .....   | 28           | 1                  | —                    | —                    | 2                    | 7                    | 2                    | 6                      | 5                      | —                      | —                      | 3                 | ...           |
| 10 to 19 .....   | 24           | 2                  | —                    | 2                    | 6                    | 3                    | 6                    | 5                      | —                      | —                      | —                      | —                 | ...           |
| 20 to 49 .....   | 20           | 3                  | —                    | 1                    | 5                    | 3                    | 2                    | 2                      | —                      | —                      | —                      | 3                 | ...           |
| 50 or more .....   | 44           | 6                  | 2                    | 3                    | —                    | 10                   | 4                    | 10                     | 7                      | —                      | 3                      | —                 | ...           |
| Mobile home or trailer .....                                     | 493          | 305                | 51                   | 64                   | 32                   | 28                   | 4                    | 9                      | —                      | —                      | —                      | —                 | 30000-        |
| <b>Year Structure Built<sup>1</sup></b>                          |              |                    |                      |                      |                      |                      |                      |                        |                        |                        |                        |                   |               |
| 2000 to 2004 .....   | —            | —                  | —                    | —                    | —                    | —                    | —                    | —                      | —                      | —                      | —                      | —                 | ...           |
| 1995 to 1999 .....   | 559          | 108                | 34                   | 48                   | 33                   | 41                   | 64                   | 89                     | 72                     | 27                     | 14                     | 30                | 84 872        |
| 1990 to 1994 .....   | 339          | 50                 | 4                    | 25                   | 10                   | 47                   | 57                   | 67                     | 35                     | 24                     | 7                      | 13                | 91 829        |
| 1985 to 1989 .....   | 317          | 40                 | 8                    | 2                    | 24                   | 29                   | 62                   | 78                     | 46                     | 13                     | 7                      | 8                 | 97 671        |
| 1980 to 1984 .....   | 309          | 38                 | 14                   | 18                   | 16                   | 56                   | 63                   | 63                     | 23                     | 6                      | 7                      | 5                 | 83 897        |
| 1975 to 1979 .....   | 358          | 46                 | 13                   | 8                    | 17                   | 69                   | 51                   | 94                     | 40                     | 13                     | 6                      | 1                 | 90 075        |
| 1970 to 1974 .....   | 560          | 56                 | 26                   | 50                   | 53                   | 116                  | 101                  | 101                    | 32                     | 7                      | 8                      | 8                 | 76 226        |
| 1960 to 1969 .....   | 891          | 65                 | 47                   | 56                   | 61                   | 210                  | 143                  | 171                    | 67                     | 30                     | 18                     | 23                | 80 783        |
| 1950 to 1959 .....   | 838          | 53                 | 67                   | 57                   | 78                   | 156                  | 157                  | 137                    | 63                     | 38                     | 12                     | 19                | 80 934        |
| 1940 to 1949 .....   | 596          | 60                 | 56                   | 44                   | 66                   | 129                  | 74                   | 86                     | 36                     | 16                     | 14                     | 15                | 77 365        |
| 1930 to 1939 .....   | 489          | 45                 | 36                   | 41                   | 50                   | 83                   | 67                   | 86                     | 41                     | 18                     | 13                     | 11                | 71 595        |
| 1920 to 1929 .....   | 355          | 40                 | 43                   | 32                   | 27                   | 52                   | 35                   | 69                     | 39                     | 8                      | 1                      | 9                 | 73 811        |
| 1919 or earlier .....  | 403          | 54                 | 52                   | 30                   | 27                   | 75                   | 67                   | 40                     | 19                     | 16                     | 5                      | 17                | 70 024        |
| <b>Median</b> .....  | <b>1964</b>  | <b>1971</b>        | <b>1952</b>          | <b>1960</b>          | <b>1958</b>          | <b>1962</b>          | <b>1965</b>          | <b>1967</b>            | <b>1969</b>            | <b>1964</b>            | <b>1966</b>            | <b>1963</b>       | <b>...</b>    |
| <b>Rooms</b>   |              |                    |                      |                      |                      |                      |                      |                        |                        |                        |                        |                   |               |
| 1 room .....   | —            | —                  | —                    | —                    | —                    | —                    | —                    | —                      | —                      | —                      | —                      | —                 | ...           |
| 2 rooms .....  | —            | —                  | —                    | —                    | —                    | —                    | —                    | —                      | —                      | —                      | —                      | —                 | ...           |
| 3 rooms .....  | 78           | 13                 | 8                    | 8                    | 1                    | 21                   | —                    | 16                     | 3                      | —                      | 5                      | 3                 | 68 461        |
| 4 rooms .....  | 516          | 154                | 36                   | 37                   | 43                   | 92                   | 55                   | 59                     | 10                     | 17                     | 3                      | 9                 | 57 196        |
| 5 rooms .....  | 1 539        | 264                | 157                  | 129                  | 127                  | 304                  | 243                  | 182                    | 80                     | 17                     | 26                     | 10                | 66 059        |
| 6 rooms .....  | 1 867        | 147                | 141                  | 153                  | 178                  | 354                  | 338                  | 316                    | 126                    | 55                     | 31                     | 27                | 77 726        |
| 7 rooms .....  | 1 029        | 53                 | 31                   | 66                   | 87                   | 175                  | 183                  | 249                    | 105                    | 46                     | 9                      | 26                | 91 247        |
| 8 rooms .....  | 563          | 14                 | 19                   | 17                   | 19                   | 82                   | 87                   | 145                    | 105                    | 35                     | 15                     | 25                | 115 074       |
| 9 rooms .....  | 230          | 6                  | 8                    | 1                    | 4                    | 18                   | 23                   | 69                     | 43                     | 25                     | 12                     | 20                | 139 954       |
| 10 rooms or more .....   | 192          | 4                  | —                    | —                    | 3                    | 19                   | 14                   | 44                     | 41                     | 20                     | 11                     | 36                | 165 848       |
| <b>Bedrooms</b>  |              |                    |                      |                      |                      |                      |                      |                        |                        |                        |                        |                   |               |
| None .....   | 3            | —                  | —                    | —                    | —                    | 3                    | —                    | —                      | —                      | —                      | —                      | —                 | ...           |
| 1 .....  | 117          | 19                 | 10                   | 9                    | 4                    | 25                   | 8                    | 28                     | 3                      | —                      | 6                      | 6                 | 74 190        |
| 2 .....  | 1 080        | 207                | 107                  | 80                   | 101                  | 228                  | 131                  | 126                    | 51                     | 23                     | 15                     | 10                | 63 889        |
| 3 .....  | 3 422        | 354                | 236                  | 273                  | 282                  | 625                  | 634                  | 604                    | 233                    | 80                     | 52                     | 49                | 78 122        |
| 4 or more .....  | 1 392        | 76                 | 48                   | 49                   | 75                   | 182                  | 170                  | 322                    | 227                    | 112                    | 38                     | 92                | 114 841       |
| <b>Complete Bathrooms</b>  |              |                    |                      |                      |                      |                      |                      |                        |                        |                        |                        |                   |               |
| None .....   | 36           | 12                 | 2                    | —                    | 4                    | 6                    | 6                    | 4                      | 1                      | —                      | —                      | 2                 | ...           |
| 1 .....  | 1 953        | 306                | 229                  | 212                  | 208                  | 371                  | 219                  | 252                    | 77                     | 24                     | 30                     | 25                | 61 132        |
| 1 and one-half .....   | 1 309        | 114                | 61                   | 81                   | 95                   | 290                  | 271                  | 215                    | 102                    | 38                     | 14                     | 27                | 80 969        |
| 2 or more .....  | 2 715        | 224                | 108                  | 117                  | 155                  | 397                  | 447                  | 610                    | 334                    | 153                    | 67                     | 103               | 95 979        |
| <b>Main Heating Equipment</b>                                    |              |                    |                      |                      |                      |                      |                      |                        |                        |                        |                        |                   |               |
| Warm-air furnace .....   | 3 809        | 380                | 235                  | 243                  | 272                  | 741                  | 621                  | 646                    | 342                    | 155                    | 77                     | 98                | 81 092        |
| Steam or hot water system .....                                  | 643          | 48                 | 27                   | 36                   | 46                   | 89                   | 92                   | 142                    | 71                     | 46                     | 20                     | 26                | 96 419        |
| Electric heat pump .....   | 626          | 39                 | 29                   | 40                   | 65                   | 96                   | 132                  | 146                    | 58                     | 3                      | 7                      | 11                | 86 610        |
| Built-in electric units .....                                    | 115          | 13                 | 7                    | 6                    | —                    | 34                   | 18                   | 30                     | 7                      | —                      | —                      | —                 | 78 357        |
| Floor, wall, or other built-in hot-air units without ducts ..... | 241          | 27                 | 21                   | 31                   | 15                   | 38                   | 29                   | 37                     | 20                     | 6                      | 5                      | 12                | 73 981        |
| Room heaters with flue .....                                     | 145          | 33                 | 10                   | 13                   | 14                   | 24                   | 12                   | 32                     | 4                      | —                      | 2                      | 2                 | 62 708        |
| Room heaters without flue .....                                  | 317          | 94                 | 62                   | 32                   | 32                   | 24                   | 29                   | 32                     | 4                      | 4                      | —                      | 3                 | 40 686        |
| Portable electric heaters .....                                  | 50           | 6                  | 3                    | 9                    | 16                   | 11                   | 3                    | 2                      | —                      | —                      | —                      | —                 | ...           |
| Stoves .....   | 44           | 9                  | 4                    | —                    | —                    | 5                    | 2                    | 13                     | 4                      | 3                      | —                      | 4                 | ...           |
| Fireplaces with inserts .....                                    | 9            | —                  | 1                    | —                    | 2                    | —                    | 5                    | —                      | —                      | —                      | —                      | —                 | ...           |
| Fireplaces without inserts .....                                 | 6            | 4                  | —                    | —                    | —                    | —                    | —                    | —                      | 2                      | —                      | —                      | —                 | ...           |
| Other .....  | 3            | —                  | —                    | —                    | —                    | —                    | —                    | —                      | 3                      | —                      | —                      | —                 | ...           |
| Cooking stove .....  | 5            | 2                  | —                    | —                    | —                    | 3                    | —                    | —                      | —                      | —                      | —                      | —                 | ...           |
| None .....   | —            | —                  | —                    | —                    | —                    | —                    | —                    | —                      | —                      | —                      | —                      | —                 | ...           |
| <b>Primary Source of Water</b>                                   |              |                    |                      |                      |                      |                      |                      |                        |                        |                        |                        |                   |               |
| Public system or private company .....                           | 5 495        | 538                | 362                  | 342                  | 405                  | 988                  | 875                  | 1 020                  | 499                    | 206                    | 109                    | 151               | 82 578        |
| Well serving 1 to 5 units .....                                  | 512          | 117                | 39                   | 66                   | 53                   | 75                   | 68                   | 60                     | 15                     | 9                      | 2                      | 7                 | 56 327        |
| Drilled .....  | 379          | 62                 | 35                   | 60                   | 46                   | 50                   | 49                   | 49                     | 14                     | 7                      | 2                      | 2                 | 56 853        |
| Dug .....  | 88           | 36                 | 4                    | 5                    | 4                    | 11                   | 14                   | 7                      | —                      | 2                      | —                      | 4                 | 48 249        |
| Not reported .....   | 45           | 19                 | —                    | —                    | 3                    | 14                   | 4                    | 4                      | 1                      | —                      | —                      | —                 | ...           |
| Other .....  | 7            | —                  | —                    | 2                    | 4                    | 1                    | —                    | —                      | —                      | —                      | —                      | —                 | ...           |
| <b>Means of Sewage Disposal</b>                                  |              |                    |                      |                      |                      |                      |                      |                        |                        |                        |                        |                   |               |
| Public sewer .....   | 4 990        | 410                | 328                  | 302                  | 361                  | 914                  | 807                  | 964                    | 466                    | 192                    | 112                    | 134               | 84 463        |
| Septic tank, cesspool, chemical toilet .....                     | 1 015        | 243                | 70                   | 109                  | 101                  | 150                  | 136                  | 114                    | 48                     | 24                     | —                      | 21                | 58 440        |
| Other .....  | 9            | 2                  | —                    | —                    | —                    | —                    | —                    | 2                      | —                      | —                      | —                      | 2                 | ...           |
| <b>Main House Heating Fuel</b>                                   |              |                    |                      |                      |                      |                      |                      |                        |                        |                        |                        |                   |               |
| Housing units with heating fuel .....                            | 6 013        | 655                | 401                  | 411                  | 462                  | 1 064                | 943                  | 1 080                  | 514                    | 215                    | 112                    | 157               | 80 302        |
| Electricity .....  | 1 649        | 184                | 101                  | 116                  | 157                  | 305                  | 319                  | 308                    | 106                    | 20                     | 17                     | 16                | 77 423        |
| Piped gas .....  | 3 415        | 280                | 237                  | 241                  | 233                  | 595                  | 509                  | 633                    | 331                    | 168                    | 76                     | 113               | 84 804        |
| Bottled gas .....  | 386          | 113                | 35                   | 29                   | 34                   | 61                   | 41                   | 35                     | 23                     | 7                      | 1                      | 7                 | 54 479        |
| Fuel oil .....   | 405          | 31                 | 16                   | 17                   | 27                   | 85                   | 48                   | 83                     | 50                     | 16                     | 15                     | 18                | 90 986        |
| Kerosene or other liquid fuel .....                              | 84           | 30                 | 5                    | 7                    | 10                   | 8                    | 12                   | 7                      | —                      | 2                      | —                      | —                 | 49 489        |
| Coal or coke .....   | 2            | 2                  | —                    | —                    | —                    | —                    | —                    | —                      | —                      | —                      | —                      | —                 | ...           |
| Wood .....   | 65           | 13                 | 7                    | —                    | —                    | 9                    | 10                   | 15                     | 4                      | 3                      | —                      | 4                 | 86 032        |
| Solar energy .....   | 3            | —                  | —                    | —                    | —                    | —                    | —                    | —                      | —                      | —                      | —                      | —                 | ...           |
| Other .....  | 4            | 1                  | —                    | —                    | 1                    | —                    | 1                    | —                      | 1                      | —                      | —                      | —                 | ...           |



Table 5-22. Value by Selected Characteristics—Owner Occupied Units With Black Householder

—Con.

[Numbers in thousands. Consistent with the 1990 Census. .... means not applicable or sample too small. — means zero or rounds to zero]

| Characteristics                                      | Total  | Less than \$30,000 | \$30,000 to \$39,999 | \$40,000 to \$49,999 | \$50,000 to \$59,999 | \$60,000 to \$79,999 | \$80,000 to \$99,999 | \$100,000 to \$149,999 | \$150,000 to \$199,999 | \$200,000 to \$249,999 | \$250,000 to \$299,999 | \$300,000 or more | Median  |
|--|--------|--------------------|----------------------|----------------------|----------------------|----------------------|----------------------|------------------------|------------------------|------------------------|------------------------|-------------------|---------|
| <b>Cooking Fuel</b>                                  |        |                    |                      |                      |                      |                      |                      |                        |                        |                        |                        |                   |         |
| With cooking fuel .....                              | 6 002  | 655                | 397                  | 411                  | 462                  | 1 062                | 940                  | 1 080                  | 513                    | 215                    | 109                    | 157               | 80 301  |
| Electricity .....                                    | 2 861  | 285                | 151                  | 199                  | 227                  | 537                  | 518                  | 527                    | 234                    | 82                     | 39                     | 62                | 81 213  |
| Piped gas .....                                      | 2 790  | 269                | 214                  | 177                  | 197                  | 478                  | 386                  | 524                    | 261                    | 126                    | 69                     | 88                | 83 097  |
| Bottled gas .....                                    | 351    | 101                | 32                   | 35                   | 38                   | 47                   | 35                   | 29                     | 19                     | 8                      | 1                      | 7                 | 52 126  |
| Kerosene or other liquid fuel .....                  | —      | —                  | —                    | —                    | —                    | —                    | —                    | —                      | —                      | —                      | —                      | —                 | ...     |
| Coal or coke .....                                   | —      | —                  | —                    | —                    | —                    | —                    | —                    | —                      | —                      | —                      | —                      | —                 | ...     |
| Wood .....   | —      | —                  | —                    | —                    | —                    | —                    | —                    | —                      | —                      | —                      | —                      | —                 | ...     |
| Other .....  | —      | —                  | —                    | —                    | —                    | —                    | —                    | —                      | —                      | —                      | —                      | —                 | ...     |
| <b>Persons</b>                                       |        |                    |                      |                      |                      |                      |                      |                        |                        |                        |                        |                   |         |
| 1 person .....                                       | 1 383  | 198                | 112                  | 110                  | 92                   | 283                  | 199                  | 210                    | 76                     | 39                     | 33                     | 30                | 72 606  |
| 2 persons .....                                      | 1 622  | 177                | 106                  | 100                  | 127                  | 319                  | 249                  | 280                    | 138                    | 59                     | 31                     | 39                | 78 931  |
| 3 persons .....                                      | 1 123  | 96                 | 62                   | 66                   | 101                  | 197                  | 216                  | 193                    | 107                    | 40                     | 19                     | 24                | 83 603  |
| 4 persons .....                                      | 1 036  | 121                | 70                   | 65                   | 66                   | 137                  | 157                  | 222                    | 102                    | 37                     | 21                     | 38                | 87 473  |
| 5 persons .....                                      | 534    | 30                 | 37                   | 25                   | 46                   | 89                   | 92                   | 118                    | 51                     | 30                     | 4                      | 12                | 88 617  |
| 6 persons .....                                      | 166    | 21                 | 11                   | 20                   | 9                    | 22                   | 15                   | 36                     | 16                     | 11                     | 1                      | 4                 | 79 321  |
| 7 persons or more .....                              | 149    | 11                 | 3                    | 24                   | 21                   | 16                   | 16                   | 22                     | 25                     | —                      | 2                      | 10                | 79 563  |
| <b>Household Composition by Age of Householder</b>   |        |                    |                      |                      |                      |                      |                      |                        |                        |                        |                        |                   |         |
| 2-or-more-person households .....                    | 4 631  | 457                | 288                  | 301                  | 370                  | 781                  | 744                  | 870                    | 438                    | 176                    | 78                     | 127               | 83 195  |
| Married-couple families, no nonrelatives .....       | 2 770  | 188                | 156                  | 174                  | 224                  | 455                  | 434                  | 554                    | 305                    | 129                    | 60                     | 92                | 88 685  |
| Under 25 years .....                                 | 15     | 4                  | 3                    | —                    | —                    | 2                    | 1                    | 1                      | 2                      | —                      | —                      | —                 | ...     |
| 25 to 29 years .....                                 | 91     | 7                  | 3                    | 5                    | 5                    | 20                   | 26                   | 19                     | 4                      | 2                      | —                      | —                 | 84 879  |
| 30 to 34 years .....                                 | 244    | 18                 | 17                   | 8                    | 13                   | 47                   | 49                   | 60                     | 12                     | 12                     | 4                      | 4                 | 87 925  |
| 35 to 44 years .....                                 | 753    | 57                 | 49                   | 22                   | 56                   | 117                  | 115                  | 169                    | 81                     | 38                     | 18                     | 30                | 93 168  |
| 45 to 64 years .....                                 | 1 223  | 54                 | 64                   | 114                  | 103                  | 189                  | 191                  | 217                    | 161                    | 56                     | 32                     | 42                | 89 248  |
| 65 years and over .....                              | 446    | 49                 | 21                   | 25                   | 48                   | 80                   | 52                   | 87                     | 45                     | 19                     | 6                      | 15                | 79 964  |
| Other male householder .....                         | 426    | 59                 | 32                   | 20                   | 23                   | 105                  | 62                   | 72                     | 32                     | 10                     | 5                      | 6                 | 75 047  |
| Under 45 years .....                                 | 194    | 20                 | 12                   | 8                    | 13                   | 49                   | 28                   | 33                     | 18                     | 3                      | 3                      | 6                 | 77 863  |
| 45 to 64 years .....                                 | 143    | 20                 | 12                   | 6                    | 8                    | 39                   | 22                   | 24                     | 4                      | 7                      | —                      | —                 | 72 649  |
| 65 years and over .....                              | 88     | 18                 | 8                    | 6                    | 2                    | 17                   | 12                   | 15                     | 10                     | —                      | 1                      | —                 | 72 403  |
| Other female householder .....                       | 1 435  | 210                | 100                  | 107                  | 123                  | 221                  | 248                  | 244                    | 102                    | 38                     | 13                     | 29                | 76 050  |
| Under 45 years .....                                 | 577    | 101                | 25                   | 50                   | 39                   | 87                   | 130                  | 92                     | 32                     | 9                      | 7                      | 3                 | 76 721  |
| 45 to 64 years .....                                 | 543    | 62                 | 32                   | 35                   | 48                   | 82                   | 87                   | 114                    | 44                     | 14                     | 4                      | 21                | 82 757  |
| 65 years and over .....                              | 314    | 48                 | 43                   | 21                   | 35                   | 51                   | 30                   | 38                     | 25                     | 14                     | 2                      | 6                 | 63 883  |
| 1-person households .....                            | 1 383  | 198                | 112                  | 110                  | 92                   | 283                  | 199                  | 210                    | 76                     | 39                     | 33                     | 30                | 72 606  |
| Male householder .....                               | 486    | 75                 | 41                   | 45                   | 32                   | 115                  | 67                   | 68                     | 12                     | 6                      | 14                     | 10                | 68 797  |
| Under 45 years .....                                 | 180    | 29                 | 15                   | 15                   | 8                    | 41                   | 39                   | 14                     | —                      | 3                      | 7                      | 9                 | 71 198  |
| 45 to 64 years .....                                 | 178    | 25                 | 8                    | 16                   | 16                   | 37                   | 13                   | 44                     | 8                      | 3                      | 6                      | 2                 | 72 381  |
| 65 years and over .....                              | 128    | 21                 | 17                   | 14                   | 8                    | 38                   | 16                   | 10                     | 4                      | —                      | 1                      | —                 | 62 647  |
| Female householder .....                             | 897    | 124                | 72                   | 65                   | 60                   | 167                  | 132                  | 142                    | 64                     | 33                     | 19                     | 19                | 75 232  |
| Under 45 years .....                                 | 154    | 24                 | 14                   | 6                    | 13                   | 36                   | 21                   | 17                     | 9                      | 8                      | 7                      | —                 | 71 828  |
| 45 to 64 years .....                                 | 365    | 47                 | 18                   | 39                   | 25                   | 61                   | 55                   | 56                     | 27                     | 19                     | 8                      | 9                 | 77 450  |
| 65 years and over .....                              | 377    | 53                 | 39                   | 20                   | 23                   | 70                   | 55                   | 69                     | 27                     | 6                      | 4                      | 10                | 75 011  |
| <b>Own Never Married Children Under 18 Years Old</b> |        |                    |                      |                      |                      |                      |                      |                        |                        |                        |                        |                   |         |
| No own children under 18 years .....                 | 3 973  | 477                | 294                  | 292                  | 312                  | 739                  | 575                  | 644                    | 324                    | 137                    | 81                     | 98                | 76 558  |
| With own children under 18 years .....               | 2 040  | 178                | 107                  | 119                  | 150                  | 325                  | 368                  | 436                    | 190                    | 78                     | 30                     | 59                | 87 697  |
| Under 6 years only .....                             | 259    | 21                 | 8                    | 13                   | 10                   | 44                   | 50                   | 73                     | 16                     | 15                     | 7                      | 3                 | 93 281  |
| 1 .....  | 178    | 16                 | 8                    | 9                    | 5                    | 26                   | 39                   | 50                     | 7                      | 9                      | 7                      | 3                 | 92 364  |
| 2 .....  | 71     | 5                  | —                    | 3                    | 5                    | 15                   | 9                    | 20                     | 6                      | 7                      | —                      | —                 | 94 504  |
| 3 or more .....                                      | 10     | —                  | —                    | —                    | —                    | 3                    | 1                    | 2                      | 3                      | —                      | —                      | —                 | ...     |
| 6 to 17 years only .....                             | 1 379  | 128                | 60                   | 80                   | 106                  | 225                  | 260                  | 277                    | 140                    | 47                     | 15                     | 40                | 86 913  |
| 1 .....  | 756    | 65                 | 38                   | 50                   | 60                   | 133                  | 131                  | 152                    | 79                     | 23                     | 8                      | 17                | 84 954  |
| 2 .....  | 448    | 43                 | 8                    | 16                   | 39                   | 75                   | 92                   | 91                     | 50                     | 10                     | 6                      | 18                | 89 504  |
| 3 or more .....                                      | 175    | 20                 | 15                   | 15                   | 7                    | 17                   | 36                   | 33                     | 11                     | 14                     | 1                      | 5                 | 87 430  |
| Both age groups .....                                | 402    | 28                 | 39                   | 26                   | 33                   | 56                   | 58                   | 87                     | 34                     | 16                     | 9                      | 16                | 86 440  |
| 2 .....  | 218    | 19                 | 24                   | 12                   | 14                   | 16                   | 34                   | 67                     | 9                      | 8                      | 8                      | 6                 | 93 442  |
| 3 or more .....                                      | 184    | 9                  | 14                   | 14                   | 19                   | 40                   | 24                   | 20                     | 25                     | 8                      | 1                      | 10                | 77 776  |
| <b>Income of Families and Primary Individuals</b>    |        |                    |                      |                      |                      |                      |                      |                        |                        |                        |                        |                   |         |
| Less than \$5,000 .....                              | 391    | 73                 | 35                   | 36                   | 20                   | 64                   | 53                   | 56                     | 29                     | 13                     | 2                      | 10                | 69 784  |
| \$5,000 to \$9,999 .....                             | 473    | 114                | 68                   | 34                   | 35                   | 60                   | 48                   | 64                     | 13                     | 8                      | 16                     | 14                | 56 071  |
| \$10,000 to \$14,999 .....                           | 456    | 94                 | 40                   | 24                   | 71                   | 76                   | 55                   | 47                     | 34                     | 10                     | 1                      | 3                 | 59 749  |
| \$15,000 to \$19,999 .....                           | 400    | 88                 | 39                   | 54                   | 24                   | 82                   | 27                   | 48                     | 24                     | 9                      | —                      | 5                 | 57 943  |
| \$20,000 to \$24,999 .....                           | 465    | 59                 | 36                   | 50                   | 51                   | 99                   | 73                   | 63                     | 6                      | 10                     | 6                      | 14                | 67 627  |
| \$25,000 to \$29,999 .....                           | 425    | 43                 | 25                   | 42                   | 40                   | 100                  | 86                   | 46                     | 28                     | 10                     | 2                      | 3                 | 72 514  |
| \$30,000 to \$34,999 .....                           | 470    | 58                 | 43                   | 28                   | 54                   | 88                   | 85                   | 62                     | 33                     | 9                      | 9                      | 1                 | 71 832  |
| \$35,000 to \$39,999 .....                           | 397    | 24                 | 34                   | 33                   | 32                   | 88                   | 72                   | 78                     | 29                     | 3                      | —                      | 2                 | 76 832  |
| \$40,000 to \$49,999 .....                           | 502    | 25                 | 30                   | 19                   | 29                   | 125                  | 89                   | 112                    | 36                     | 19                     | 8                      | 10                | 85 076  |
| \$50,000 to \$59,999 .....                           | 484    | 39                 | 36                   | 26                   | 33                   | 105                  | 89                   | 94                     | 29                     | 17                     | 10                     | 6                 | 80 566  |
| \$60,000 to \$79,999 .....                           | 690    | 14                 | 9                    | 45                   | 47                   | 87                   | 140                  | 209                    | 84                     | 32                     | 8                      | 17                | 100 991 |
| \$80,000 to \$99,999 .....                           | 367    | 18                 | —                    | 6                    | 13                   | 46                   | 62                   | 94                     | 57                     | 26                     | 31                     | 15                | 120 918 |
| \$100,000 to \$119,999 .....                         | 180    | —                  | 3                    | 8                    | 7                    | 15                   | 39                   | 42                     | 31                     | 16                     | 3                      | 16                | 121 670 |
| \$120,000 or more .....                              | 314    | 8                  | 4                    | 5                    | 7                    | 27                   | 25                   | 64                     | 82                     | 33                     | 18                     | 43                | 161 187 |
| Median .....   | 34 221 | 17 639             | 22 608               | 25 884               | 28 773               | 32 854               | 38 110               | 46 612                 | 59 000                 | 59 660                 | 67 819                 | 74 538            | ...     |
| <b>Monthly Housing Costs</b>                         |        |                    |                      |                      |                      |                      |                      |                        |                        |                        |                        |                   |         |
| Less than \$100 .....                                | 148    | 60                 | 19                   | 13                   | 15                   | 16                   | —                    | 14                     | 9                      | —                      | —                      | 2                 | 37 397  |
| \$100 to \$199 .....                                 | 843    | 219                | 86                   | 90                   | 85                   | 151                  | 90                   | 97                     | 10                     | 10                     | —                      | 5                 | 53 037  |
| \$200 to \$249 .....                                 | 524    | 55                 | 48                   | 59                   | 45                   | 102                  | 93                   | 73                     | 22                     | 10                     | 5                      | 11                | 70 649  |
| \$250 to \$299 .....                                 | 375    | 52                 | 23                   | 40                   | 37                   | 53                   | 63                   | 60                     | 35                     | 5                      | 5                      | 3                 | 73 559  |
| \$300 to \$349 .....                                 | 351    | 40                 | 40                   | 36                   | 29                   | 74                   | 47                   | 44                     | 20                     | 14                     | 6                      | 2                 | 68 295  |
| \$350 to \$399 .....                                 | 264    | 47                 | 21                   | 11                   | 16                   | 57                   | 43                   | 32                     | 16                     | 8                      | 11                     | 2                 | 73 143  |
| \$400 to \$449 .....                                 | 263    | 36                 | 30                   | 26                   | 27                   | 60                   | 21                   | 37                     | 11                     | 6                      | 2                      | 8                 | 64 356  |
| \$450 to \$499 .....                                 | 235    | 43                 | 45                   | 25                   | 21                   | 39                   | 27                   | 23                     | 7                      | 4                      | —                      | 1                 | 52 239  |
| \$500 to \$599 .....                                 | 425    | 39                 | 44                   | 47                   | 70                   | 100                  | 57                   | 35                     | 17                     | 10                     | 1                      | 5                 | 62 466  |
| \$600 to \$699 .....                                 | 393    | 33                 | 19                   | 18                   | 49                   | 100                  | 89                   | 47                     | 25                     | —                      | 4                      | 7                 | 75 328  |
| \$700 to \$799 .....                                 | 400    | 7                  | 8                    | 21                   | 24                   | 93                   | 130                  | 77                     | 23                     | 5                      | 6                      | 6                 | 87 220  |
| \$800 to \$999 .....                                 | 611    | 14                 | 5                    | 21                   | 14                   | 155                  | 151                  | 182                    | 53                     | 9                      | 2                      | 3                 | 92 612  |
| \$1,000 to \$1,249 .....                             | 458    | —                  | 5                    | —                    | 19                   | 34                   | 95                   | 200                    | 71                     | 19                     | 7                      | 8                 | 118 969 |
| \$1,250 to \$1,499 .....                             | 298    | 4                  | 3                    | 1                    | 6                    | 16                   | 18                   | 91                     | 104                    | 36                     | 5                      | 15                | 154 910 |
| \$1,500 or more .....                                | 425    | 5                  | 3                    | 2                    | 5                    | 14                   | 19                   | 69                     | 92                     | 79                     | 56                     | 79                | 201 629 |
| No cash rent .....                                   | —      | —                  | —                    | —                    | —                    | —                    | —                    | —                      | —                      | —                      | —                      | —                 | ...     |
| Median (excludes no cash rent) .....                 | 501    | 244                | 329                  | 304                  | 407                  | 476                  | 634                  | 802                    | 1 034                  | 1 302                  | 1500+                  | 1500+             | ...     |

**Table 5-22. Value by Selected Characteristics—Owner Occupied Units With Black Householder**

—Con.

[Numbers in thousands. Consistent with the 1990 Census. ... means not applicable or sample too small. — means zero or rounds to zero]

| Characteristics   | Total         | Less than \$30,000 | \$30,000 to \$39,999 | \$40,000 to \$49,999 | \$50,000 to \$59,999 | \$60,000 to \$79,999 | \$80,000 to \$99,999 | \$100,000 to \$149,999 | \$150,000 to \$199,999 | \$200,000 to \$249,999 | \$250,000 to \$299,999 | \$300,000 or more | Median         |
|---|---------------|--------------------|----------------------|----------------------|----------------------|----------------------|----------------------|------------------------|------------------------|------------------------|------------------------|-------------------|----------------|
| <b>Median Monthly Housing Costs for Owners</b>                                      |               |                    |                      |                      |                      |                      |                      |                        |                        |                        |                        |                   |                |
| Monthly costs including all mortgages plus maintenance costs .....                  | 538           | 272                | 350                  | 343                  | 424                  | 511                  | 671                  | 815                    | 1 110                  | 1 311                  | 1500+                  | 1500+             | ...            |
| Monthly costs excluding second and subsequent mortgages and maintenance costs ..... | 499           | 244                | 329                  | 301                  | 407                  | 474                  | 630                  | 797                    | 1 016                  | 1 302                  | 1500+                  | 1500+             | ...            |
| <b>Monthly Housing Costs as Percent of Current Income<sup>2</sup></b>               |               |                    |                      |                      |                      |                      |                      |                        |                        |                        |                        |                   |                |
| Less than 5 percent .....   | 365           | 54                 | 23                   | 33                   | 47                   | 65                   | 43                   | 59                     | 24                     | 1                      | 7                      | 8                 | 67 692         |
| 5 to 9 percent .....  | 931           | 133                | 56                   | 63                   | 69                   | 179                  | 144                  | 156                    | 76                     | 28                     | 14                     | 13                | 76 130         |
| 10 to 14 percent .....  | 922           | 101                | 61                   | 98                   | 85                   | 158                  | 150                  | 155                    | 59                     | 31                     | 5                      | 19                | 74 673         |
| 15 to 19 percent .....  | 833           | 65                 | 71                   | 43                   | 52                   | 138                  | 146                  | 172                    | 70                     | 34                     | 25                     | 17                | 86 417         |
| 20 to 24 percent .....  | 654           | 47                 | 22                   | 58                   | 43                   | 116                  | 129                  | 111                    | 66                     | 27                     | 9                      | 27                | 86 412         |
| 25 to 29 percent .....  | 516           | 38                 | 27                   | 25                   | 51                   | 88                   | 81                   | 114                    | 55                     | 20                     | 6                      | 11                | 87 188         |
| 30 to 34 percent .....  | 344           | 37                 | 31                   | 16                   | 13                   | 69                   | 49                   | 59                     | 37                     | 7                      | 9                      | 17                | 82 480         |
| 35 to 39 percent .....  | 285           | 28                 | 26                   | 14                   | 24                   | 46                   | 44                   | 61                     | 25                     | 12                     | 3                      | 3                 | 82 047         |
| 40 to 49 percent .....  | 325           | 54                 | 17                   | 12                   | 14                   | 83                   | 53                   | 43                     | 19                     | 14                     | 6                      | 10                | 75 924         |
| 50 to 59 percent .....  | 150           | 12                 | 11                   | 6                    | 12                   | 24                   | 22                   | 24                     | 17                     | 7                      | 7                      | 7                 | 88 775         |
| 60 to 69 percent .....  | 80            | 5                  | 4                    | 5                    | 4                    | 8                    | 14                   | 15                     | 8                      | 11                     | 2                      | 5                 | 102 270        |
| 70 to 99 percent .....  | 171           | 8                  | 16                   | 2                    | 24                   | 33                   | 24                   | 28                     | 19                     | 4                      | 6                      | 6                 | 80 666         |
| 100 percent or more <sup>3</sup> .....  | 290           | 57                 | 25                   | 23                   | 16                   | 36                   | 26                   | 49                     | 24                     | 12                     | 11                     | 10                | 72 874         |
| Zero or negative income .....   | 146           | 15                 | 11                   | 12                   | 7                    | 19                   | 17                   | 34                     | 15                     | 8                      | —                      | 6                 | 89 507         |
| No cash rent .....  | ...           | ...                | ...                  | ...                  | ...                  | ...                  | ...                  | ...                    | ...                    | ...                    | ...                    | ...               | ...            |
| <b>Median (excludes 2 previous lines)</b> .....                                     | <b>19</b>     | <b>17</b>          | <b>19</b>            | <b>16</b>            | <b>18</b>            | <b>19</b>            | <b>19</b>            | <b>19</b>              | <b>22</b>              | <b>22</b>              | <b>22</b>              | <b>24</b>         | ...            |
| <b>Median (excludes 3 lines before medians)</b> .....                               | <b>18</b>     | <b>15</b>          | <b>18</b>            | <b>15</b>            | <b>17</b>            | <b>19</b>            | <b>19</b>            | <b>19</b>              | <b>21</b>              | <b>21</b>              | <b>20</b>              | <b>23</b>         | ...            |
| <b>Monthly Payment for Principal and Interest</b>                                   |               |                    |                      |                      |                      |                      |                      |                        |                        |                        |                        |                   |                |
| One or more regular mortgages .....   | 3 487         | 246                | 175                  | 198                  | 227                  | 653                  | 602                  | 693                    | 362                    | 147                    | 73                     | 111               | 88 134         |
| Less than \$100 .....   | 161           | 33                 | 11                   | 16                   | 10                   | 31                   | 28                   | 21                     | 2                      | 4                      | 2                      | 2                 | 66 873         |
| \$100 to \$199 .....  | 267           | 45                 | 34                   | 31                   | 26                   | 61                   | 36                   | 18                     | 13                     | —                      | —                      | 3                 | 58 857         |
| \$200 to \$249 .....  | 177           | 44                 | 19                   | 15                   | 11                   | 39                   | 23                   | 16                     | 2                      | 1                      | 1                      | 5                 | 59 339         |
| \$250 to \$299 .....  | 246           | 54                 | 33                   | 44                   | 21                   | 46                   | 26                   | 14                     | 6                      | —                      | 2                      | —                 | 48 179         |
| \$300 to \$349 .....  | 196           | 19                 | 31                   | 23                   | 26                   | 55                   | 16                   | 14                     | 8                      | 3                      | —                      | —                 | 59 527         |
| \$350 to \$399 .....  | 221           | 25                 | 25                   | 27                   | 35                   | 56                   | 39                   | 10                     | 1                      | 3                      | —                      | —                 | 59 458         |
| \$400 to \$449 .....  | 230           | 3                  | 10                   | 9                    | 46                   | 61                   | 44                   | 37                     | 21                     | —                      | —                      | —                 | 75 777         |
| \$450 to \$499 .....  | 232           | 8                  | 2                    | 7                    | 23                   | 66                   | 75                   | 40                     | 9                      | —                      | 3                      | —                 | 82 800         |
| \$500 to \$599 .....  | 373           | 5                  | 2                    | 10                   | 8                    | 124                  | 117                  | 84                     | 15                     | 6                      | —                      | 2                 | 86 411         |
| \$600 to \$699 .....  | 331           | 3                  | —                    | 13                   | 4                    | 64                   | 89                   | 109                    | 36                     | 6                      | 4                      | 4                 | 86 410         |
| \$700 to \$799 .....  | 241           | 3                  | —                    | 3                    | 12                   | 15                   | 61                   | 109                    | 28                     | 7                      | —                      | 3                 | 112 048        |
| \$800 to \$999 .....  | 324           | 3                  | 1                    | —                    | 4                    | 19                   | 22                   | 149                    | 84                     | 19                     | 7                      | 15                | 137 597        |
| \$1,000 to \$1,249 .....  | 247           | —                  | 6                    | —                    | —                    | 9                    | 17                   | 39                     | 98                     | 50                     | 20                     | 8                 | 176 477        |
| \$1,250 to \$1,499 .....  | 81            | —                  | —                    | —                    | —                    | 5                    | 3                    | 11                     | 21                     | 16                     | 12                     | 14                | 202 566        |
| \$1,500 or more .....   | 160           | 1                  | —                    | —                    | —                    | 2                    | 6                    | 23                     | 17                     | 34                     | 22                     | 56                | 246 530        |
| <b>Median</b> .....   | <b>504</b>    | <b>251</b>         | <b>286</b>           | <b>292</b>           | <b>377</b>           | <b>431</b>           | <b>512</b>           | <b>685</b>             | <b>894</b>             | <b>1 126</b>           | <b>1 219</b>           | <b>1 499</b>      | ...            |
| <b>Average Monthly Cost Paid for Real Estate Taxes</b>                              |               |                    |                      |                      |                      |                      |                      |                        |                        |                        |                        |                   |                |
| Less than \$25 .....  | 1 604         | 478                | 190                  | 155                  | 133                  | 259                  | 139                  | 156                    | 43                     | 30                     | 8                      | 15                | 48 709         |
| \$25 to \$49 .....  | 1 138         | 99                 | 136                  | 129                  | 139                  | 286                  | 161                  | 118                    | 45                     | 8                      | 5                      | 12                | 64 646         |
| \$50 to \$74 .....  | 850           | 41                 | 34                   | 68                   | 84                   | 204                  | 195                  | 151                    | 43                     | 17                     | 7                      | 6                 | 79 346         |
| \$75 to \$99 .....  | 594           | 10                 | 11                   | 24                   | 62                   | 131                  | 175                  | 111                    | 44                     | 16                     | 9                      | 1                 | 86 769         |
| \$100 to \$149 .....  | 750           | 11                 | 13                   | 21                   | 25                   | 103                  | 151                  | 238                    | 119                    | 45                     | 4                      | 20                | 110 572        |
| \$150 to \$199 .....  | 364           | 5                  | 8                    | 1                    | 3                    | 41                   | 57                   | 107                    | 90                     | 25                     | 19                     | 7                 | 131 137        |
| \$200 or more .....   | 713           | 11                 | 8                    | 14                   | 17                   | 38                   | 65                   | 198                    | 130                    | 75                     | 60                     | 96                | 151 833        |
| <b>Median</b> .....   | <b>58</b>     | <b>25-</b>         | <b>27</b>            | <b>35</b>            | <b>43</b>            | <b>49</b>            | <b>72</b>            | <b>101</b>             | <b>135</b>             | <b>142</b>             | <b>200+</b>            | <b>200+</b>       | ...            |
| <b>Purchase Price</b>   |               |                    |                      |                      |                      |                      |                      |                        |                        |                        |                        |                   |                |
| Home purchased or built .....   | 5 570         | 579                | 377                  | 365                  | 430                  | 1 004                | 875                  | 1 004                  | 483                    | 210                    | 100                    | 142               | 80 672         |
| Less than \$10,000 .....  | 442           | 139                | 90                   | 23                   | 49                   | 63                   | 21                   | 36                     | 8                      | 8                      | —                      | —                 | 39 139         |
| \$10,000 to \$19,999 .....  | 784           | 157                | 85                   | 88                   | 83                   | 173                  | 69                   | 75                     | 38                     | 7                      | 5                      | 5                 | 57 602         |
| \$20,000 to \$29,999 .....  | 579           | 95                 | 92                   | 61                   | 35                   | 106                  | 67                   | 67                     | 27                     | 13                     | 5                      | 10                | 61 205         |
| \$30,000 to \$39,999 .....  | 475           | 43                 | 67                   | 75                   | 47                   | 99                   | 61                   | 35                     | 23                     | 16                     | 2                      | 7                 | 60 845         |
| \$40,000 to \$49,999 .....  | 377           | 4                  | 8                    | 56                   | 61                   | 97                   | 74                   | 45                     | 19                     | 8                      | 4                      | 2                 | 72 366         |
| \$50,000 to \$59,999 .....  | 413           | 18                 | 2                    | 18                   | 53                   | 138                  | 97                   | 69                     | 15                     | —                      | —                      | 2                 | 76 714         |
| \$60,000 to \$69,999 .....  | 303           | 3                  | —                    | —                    | 15                   | 121                  | 76                   | 65                     | 13                     | 5                      | 3                      | 5                 | 83 969         |
| \$70,000 to \$79,999 .....  | 321           | 3                  | —                    | 3                    | 4                    | 61                   | 135                  | 82                     | 17                     | 14                     | 2                      | —                 | 93 167         |
| \$80,000 to \$99,999 .....  | 425           | 12                 | —                    | 4                    | 20                   | 25                   | 140                  | 177                    | 34                     | 8                      | 4                      | 2                 | 103 426        |
| \$100,000 to \$119,999 .....  | 160           | 5                  | —                    | —                    | —                    | 5                    | 6                    | 113                    | 20                     | 6                      | —                      | 5                 | 128 317        |
| \$120,000 to \$149,999 .....  | 273           | —                  | 6                    | —                    | —                    | 8                    | 1                    | 113                    | 117                    | 19                     | 1                      | 8                 | 153 725        |
| \$150,000 to \$199,999 .....  | 193           | 1                  | —                    | —                    | —                    | 1                    | 4                    | 16                     | 89                     | 46                     | 20                     | 16                | 192 023        |
| \$200,000 to \$249,999 .....  | 74            | —                  | —                    | —                    | —                    | 3                    | 4                    | 8                      | 3                      | 26                     | 25                     | 5                 | 237 767        |
| \$250,000 to \$299,999 .....  | 43            | —                  | —                    | —                    | —                    | —                    | —                    | —                      | 2                      | 9                      | 11                     | 21                | ...            |
| \$300,000 or more .....   | 33            | —                  | —                    | —                    | —                    | —                    | —                    | —                      | —                      | —                      | —                      | —                 | ...            |
| Not reported .....  | 673           | 101                | 27                   | 36                   | 62                   | 106                  | 119                  | 102                    | 59                     | 27                     | 17                     | 16                | 80 636         |
| <b>Median</b> .....   | <b>44 447</b> | <b>16 406</b>      | <b>20 033</b>        | <b>28 768</b>        | <b>33 447</b>        | <b>40 882</b>        | <b>58 852</b>        | <b>77 129</b>          | <b>118 405</b>         | <b>132 673</b>         | <b>187 956</b>         | <b>182 240</b>    | <b>220 529</b> |
| Received as inheritance or gift .....   | 324           | 70                 | 22                   | 31                   | 25                   | 48                   | 48                   | 44                     | 17                     | —                      | 7                      | 13                | ...            |
| Not reported .....  | 120           | 5                  | 1                    | 15                   | 8                    | 12                   | 20                   | 32                     | 14                     | 5                      | 4                      | 3                 | 98 475         |

<sup>1</sup>For mobile homes, oldest category is 1939 or earlier.

<sup>2</sup>Beginning with 1989 this item uses current income in its calculation, see Appendix A.

<sup>3</sup>May reflect a temporary situation, living off savings, or response error.

**Table 5-23. Type of Structure and Heating Degree Days by Cost of Utilities—Occupied Units**

[Numbers in thousands. Consistent with the 1990 Census. ... means not applicable or sample too small. — means zero or rounds to zero]

| Characteristics   | Total         |   |  |  |   |   |              | Single family                               |  |  |   |   |
|---|---------------|---|--|--|---|---|--------------|---|--|--|---|---|
|   | Total         | Less than 2,000 CDD and More than 7,000 HDD | Less than 2,000 CDD and 5,500 to 7,000 HDD | Less than 2,000 CDD and 4,000 to 5,499 HDD | Less than 2,000 CDD and Less than 4,000 HDD | More than 2,000 CDD and Less than 4,000 HDD | Total        | Less than 2,000 CDD and More than 7,000 HDD | Less than 2,000 CDD and 5,500 to 7,000 HDD | Less than 2,000 CDD and 4,000 to 5,499 HDD | Less than 2,000 CDD and Less than 4,000 HDD | More than 2,000 CDD and Less than 4,000 HDD |
| <b>1 Total .....</b>  | <b>12 936</b> | <b>367</b>                                  | <b>2 813</b>                               | <b>3 089</b>                               | <b>3 327</b>                                | <b>3 341</b>                                | <b>7 487</b> | <b>169</b>                                  | <b>1 377</b>                               | <b>1 882</b>                               | <b>2 026</b>                                | <b>2 033</b>                                |
| <b>Monthly Housing Costs</b>  |               |   |  |  |   |   |              |   |  |  |   |   |
| 2 Less than \$100 .....   | 308           | —   | 38   | 72   | 107   | 92  | 111          | —   | 2  | 18   | 45  | 46  |
| 3 \$100 to \$199 .....  | 1 336         | 45  | 200  | 284  | 414   | 393   | 822          | 16  | 95   | 182  | 250   | 279   |
| 4 \$200 to \$249 .....  | 741           | 15  | 139  | 170  | 172   | 246   | 518          | 10  | 87   | 133  | 116   | 171   |
| 5 \$250 to \$299 .....  | 666           | 12  | 158  | 156  | 160   | 179   | 434          | 10  | 93   | 116  | 99  | 116   |
| 6 \$300 to \$349 .....  | 692           | 11  | 142  | 149  | 162   | 228   | 415          | 5   | 82   | 102  | 87  | 139   |
| 7 \$350 to \$399 .....  | 675           | 29  | 154  | 159  | 180   | 152   | 343          | 17  | 61   | 86   | 92  | 87  |
| 8 \$400 to \$449 .....  | 805           | 31  | 182  | 175  | 158   | 261   | 385          | 18  | 65   | 73   | 77  | 151   |
| 9 \$450 to \$499 .....  | 815           | 17  | 190  | 193  | 210   | 205   | 336          | —   | 76   | 96   | 82  | 83  |
| 10 \$500 to \$599 .....   | 1 489         | 64  | 362  | 293  | 383   | 387   | 673          | 24  | 142  | 134  | 219   | 154   |
| 11 \$600 to \$699 .....   | 1 286         | 38  | 315  | 285  | 317   | 330   | 629          | 15  | 129  | 139  | 180   | 166   |
| 12 \$700 to \$799 .....   | 994           | 31  | 249  | 250  | 258   | 206   | 550          | 10  | 111  | 135  | 163   | 132   |
| 13 \$800 to \$999 .....   | 1 197         | 19  | 249  | 343  | 303   | 282   | 798          | 11  | 132  | 212  | 221   | 223   |
| 14 \$1,000 to \$1,249 .....   | 691           | 22  | 139  | 207  | 193   | 130   | 536          | 15  | 100  | 156  | 168   | 98  |
| 15 \$1,250 to \$1,499 .....   | 335           | 12  | 95   | 107  | 70  | 50  | 311          | 12  | 79   | 104  | 67  | 50  |
| 16 \$1,500 or more .....  | 505           | 3   | 113  | 191  | 135   | 63  | 403          | 3   | 87   | 162  | 104   | 47  |
| 17 No cash rent .....   | 402           | 19  | 87   | 56   | 105   | 135   | 222          | 3   | 38   | 34   | 56  | 90  |
| <b>18 Median (excludes no cash rent) .....</b>  | <b>515</b>    | <b>523</b>                                  | <b>544</b>                                 | <b>555</b>                                 | <b>513</b>                                  | <b>463</b>                                  | <b>540</b>   | <b>526</b>                                  | <b>577</b>                                 | <b>587</b>                                 | <b>563</b>                                  | <b>444</b>                                  |
| <b>Median Monthly Housing Costs for Owners</b>  |               |   |  |  |   |   |              |   |  |  |   |   |
| <b>19 Monthly costs including all mortgages plus maintenance costs .....</b>                  | <b>538</b>    | <b>555</b>                                  | <b>633</b>                                 | <b>610</b>                                 | <b>513</b>                                  | <b>444</b>                                  | <b>564</b>   | <b>569</b>                                  | <b>615</b>                                 | <b>628</b>                                 | <b>573</b>                                  | <b>455</b>                                  |
| <b>20 Monthly costs excluding second and subsequent mortgages and maintenance costs .....</b> | <b>499</b>    | <b>542</b>                                  | <b>592</b>                                 | <b>568</b>                                 | <b>478</b>                                  | <b>416</b>                                  | <b>522</b>   | <b>556</b>                                  | <b>571</b>                                 | <b>582</b>                                 | <b>537</b>                                  | <b>424</b>                                  |
| <b>Monthly Cost Paid for Electricity</b>  |               |   |  |  |   |   |              |   |  |  |   |   |
| 21 Total used .....   | 12 922        | 367   | 2 806                                      | 3 082                                      | 3 327                                       | 3 341                                       | 7 484        | 169   | 1 376                                      | 1 880                                      | 2 026                                       | 2 033                                       |
| 22 Less than \$25 .....   | 1 072         | 78  | 325  | 268  | 261   | 139   | 418          | 14  | 94   | 119  | 113   | 79  |
| 23 \$25 to \$49 .....   | 3 299         | 88  | 946  | 851  | 778   | 636   | 1 679        | 46  | 450  | 455  | 430   | 297   |
| 24 \$50 to \$74 .....   | 2 963         | 69  | 648  | 620  | 764   | 863   | 1 927        | 57  | 425  | 442  | 509   | 495   |
| 25 \$75 to \$99 .....   | 1 673         | 13  | 197  | 313  | 523   | 626   | 1 247        | 9   | 146  | 264  | 379   | 450   |
| 26 \$100 to \$149 .....   | 1 575         | 14  | 179  | 320  | 483   | 579   | 1 192        | 12  | 140  | 285  | 335   | 421   |
| 27 \$150 to \$199 .....   | 497           | 4   | 29   | 112  | 173   | 179   | 374          | 4   | 24   | 103  | 113   | 130   |
| 28 \$200 or more .....  | 282           | 6   | 40   | 71   | 52  | 113   | 225          | 6   | 26   | 55   | 38  | 100   |
| <b>29 Median .....</b>  | <b>61</b>     | <b>42</b>                                   | <b>48</b>                                  | <b>56</b>                                  | <b>66</b>                                   | <b>73</b>                                   | <b>69</b>    | <b>56</b>                                   | <b>56</b>                                  | <b>66</b>                                  | <b>70</b>                                   | <b>81</b>                                   |
| 30 Included in rent, other fee, or obtained free .....  | 1 562         | 95  | 442  | 526  | 293   | 206   | 421          | 21  | 72   | 156  | 110   | 61  |
| <b>Main heating fuel</b>  |               |   |  |  |   |   |              |   |  |  |   |   |
| 31 Less than \$25 .....   | 4 324         | 84  | 412  | 696  | 1 299                                       | 1 832                                       | 1 932        | 18  | 110  | 380  | 568   | 855   |
| 32 \$25 to \$49 .....   | 213           | 25  | 43   | 35   | 66  | 44  | 45           | —   | 3  | 12   | 16  | 14  |
| 33 \$50 to \$74 .....   | 810           | 16  | 127  | 129  | 239   | 298   | 214          | —   | 30   | 52   | 69  | 63  |
| 34 \$75 to \$99 .....   | 1 014         | 11  | 78   | 158  | 297   | 470   | 454          | 10  | 21   | 87   | 147   | 190   |
| 35 \$100 to \$149 .....   | 652           | 2   | 24   | 69   | 201   | 357   | 398          | —   | 11   | 46   | 120   | 220   |
| 36 \$150 to \$199 .....   | 759           | 3   | 34   | 123  | 243   | 356   | 459          | —   | 25   | 99   | 114   | 221   |
| 37 \$200 or more .....  | 251           | —   | 5  | 37   | 87  | 122   | 162          | —   | 5  | 30   | 45  | 82  |
| 38 Included in rent, other fee, or obtained free .....  | 128           | 3   | 13   | 19   | 36  | 57  | 93           | 3   | 9  | 13   | 23  | 44  |
| <b>39 Median .....</b>  | <b>72</b>     | <b>33</b>                                   | <b>48</b>                                  | <b>69</b>                                  | <b>73</b>                                   | <b>78</b>                                   | <b>88</b>    | <b>...</b>                                  | <b>73</b>                                  | <b>85</b>                                  | <b>82</b>                                   | <b>92</b>                                   |
| 40 Included in rent, other fee, or obtained free .....  | 496           | 24  | 88   | 127  | 131   | 126   | 107          | 5   | 6  | 40   | 34  | 21  |
| <b>Average Monthly Cost Paid for Fuel Oil</b>   |               |   |  |  |   |   |              |   |  |  |   |   |
| 41 Fuel oil used .....  | 1 943         | 53  | 564  | 860  | 261   | 205   | 894          | 26  | 150  | 420  | 166   | 132   |
| 42 Less than \$25 .....   | 137           | 2   | 28   | 46   | 32  | 28  | 104          | 2   | 20   | 38   | 24  | 20  |
| 43 \$25 to \$49 .....   | 140           | —   | 28   | 78   | 30  | 5   | 110          | —   | 17   | 62   | 26  | 5   |
| 44 \$50 to \$74 .....   | 137           | 9   | 22   | 87   | 14  | 5   | 127          | 9   | 12   | 87   | 14  | 5   |
| 45 \$75 to \$99 .....   | 81            | —   | 20   | 54   | 4   | 3   | 72           | —   | 14   | 54   | 4   | —   |
| 46 \$100 to \$149 .....   | 48            | —   | 9  | 33   | 3   | 2   | 45           | —   | 9  | 30   | 3   | 2   |
| 47 \$150 to \$199 .....   | 29            | 4   | 10   | 12   | —   | 3   | 21           | 4   | 8  | 6  | —   | 3   |
| 48 \$200 or more .....  | 26            | 4   | 7  | 11   | 3   | 2   | 24           | 4   | 7  | 9  | 3   | 2   |
| <b>49 Median .....</b>  | <b>54</b>     | <b>...</b>                                  | <b>57</b>                                  | <b>60</b>                                  | <b>34</b>                                   | <b>25-</b>                                  | <b>57</b>    | <b>...</b>                                  | <b>63</b>                                  | <b>62</b>                                  | <b>37</b>                                   | <b>25-</b>                                  |
| 50 Included in rent, other fee, or obtained free .....  | 1 345         | 35  | 441  | 537  | 176   | 156   | 391          | 7   | 62   | 135  | 93  | 94  |
| <b>Monthly Cost Paid for Piped Gas</b>  |               |   |  |  |   |   |              |   |  |  |   |   |
| 51 Piped gas used .....   | 8 634         | 302   | 2 461                                      | 2 357                                      | 1 972                                       | 1 542                                       | 5 318        | 142   | 1 255                                      | 1 397                                      | 1 331                                       | 1 194                                       |
| 52 Less than \$25 .....   | 1 901         | 31  | 289  | 476  | 515   | 589   | 1 071        | 19  | 62   | 219  | 321   | 451   |
| 53 \$25 to \$49 .....   | 2 183         | 69  | 464  | 464  | 635   | 550   | 1 609        | 49  | 284  | 338  | 465   | 473   |
| 54 \$50 to \$74 .....   | 1 208         | 50  | 442  | 314  | 263   | 139   | 982          | 41  | 329  | 267  | 222   | 122   |
| 55 \$75 to \$99 .....   | 594           | 17  | 278  | 158  | 110   | 30  | 483          | 13  | 222  | 129  | 89  | 30  |
| 56 \$100 to \$149 .....   | 425           | 5   | 226  | 141  | 32  | 21  | 335          | 5   | 164  | 119  | 27  | 21  |
| 57 \$150 to \$199 .....   | 207           | 2   | 81   | 55   | 43  | 27  | 166          | 2   | 48   | 50   | 43  | 24  |
| 58 \$200 or more .....  | 113           | —   | 47   | 41   | 21  | 4   | 87           | —   | 33   | 34   | 15  | 4   |
| <b>59 Median .....</b>  | <b>41</b>     | <b>45</b>                                   | <b>59</b>                                  | <b>44</b>                                  | <b>37</b>                                   | <b>29</b>                                   | <b>45</b>    | <b>48</b>                                   | <b>67</b>                                  | <b>52</b>                                  | <b>40</b>                                   | <b>31</b>                                   |
| 60 Included in rent, other fee, or obtained free .....  | 2 004         | 128   | 633  | 708  | 353   | 182   | 585          | 13  | 112  | 242  | 149   | 68  |
| <b>Main heating fuel</b>  |               |   |  |  |   |   |              |   |  |  |   |   |
| 61 Less than \$25 .....   | 6 718         | 241   | 1 981                                      | 1 668                                      | 1 634                                       | 1 193                                       | 4 509        | 129   | 1 160                                      | 1 094                                      | 1 158                                       | 968   |
| 62 \$25 to \$49 .....   | 1 271         | 25  | 178  | 244  | 399   | 427   | 756          | 12  | 51   | 108  | 246   | 339   |
| 63 \$50 to \$74 .....   | 1 849         | 64  | 392  | 356  | 566   | 471   | 1 397        | 46  | 253  | 260  | 429   | 408   |
| 64 \$75 to \$99 .....   | 1 124         | 50  | 419  | 288  | 245   | 123   | 936          | 41  | 320  | 255  | 210   | 110   |
| 65 \$100 to \$149 .....   | 551           | 17  | 265  | 144  | 100   | 26  | 449          | 13  | 211  | 121  | 79  | 26  |
| 66 \$150 to \$199 .....   | 394           | 5   | 216  | 128  | 24  | 21  | 308          | 5   | 157  | 106  | 19  | 21  |
| 67 \$200 or more .....  | 164           | 2   | 62   | 49   | 38  | 14  | 142          | 2   | 45   | 47   | 38  | 11  |
| 68 Included in rent, other fee, or obtained free .....  | 103           | —   | 46   | 37   | 18  | 3   | 77           | —   | 32   | 30   | 13  | 3   |
| <b>69 Median .....</b>  | <b>45</b>     | <b>47</b>                                   | <b>63</b>                                  | <b>52</b>                                  | <b>38</b>                                   | <b>31</b>                                   | <b>48</b>    | <b>51</b>                                   | <b>68</b>                                  | <b>59</b>                                  | <b>41</b>                                   | <b>32</b>                                   |
| 70 Included in rent, other fee, or obtained free .....  | 1 261         | 78  | 405  | 424  | 244   | 110   | 444          | 11  | 91   | 167  | 124   | 51  |

# With Black Householder

| Mobile homes |   |  |  |   |   | Other        |   |  |  |   |   |           |
|--------------|---|--|--|---|---|--------------|---|--|--|---|---|-----------|
| Total        | Less than 2,000 CDD and More than 7,000 HDD | Less than 2,000 CDD and 5,500 to 7,000 HDD | Less than 2,000 CDD and 4,000 to 5,499 HDD | Less than 2,000 CDD and Less than 4,000 HDD | More than 2,000 CDD and Less than 4,000 HDD | Total        | Less than 2,000 CDD and More than 7,000 HDD | Less than 2,000 CDD and 5,500 to 7,000 HDD | Less than 2,000 CDD and 4,000 to 5,499 HDD | Less than 2,000 CDD and Less than 4,000 HDD | More than 2,000 CDD and Less than 4,000 HDD |           |
| <b>586</b>   | <b>2</b>                                    | <b>10</b>                                  | <b>28</b>                                  | <b>302</b>                                  | <b>244</b>                                  | <b>4 863</b> | <b>196</b>                                  | <b>1 426</b>                               | <b>1 178</b>                               | <b>998</b>                                  | <b>1 064</b>                                | <b>1</b>  |
| 25           | —   | —  | 4  | 12  | 9   | 172          | —   | 36   | 50   | 49  | 37  | 2         |
| 130          | —   | —  | —  | 81  | 50  | 384          | 28  | 105  | 103  | 84  | 64  | 3         |
| 41           | —   | —  | 3  | 13  | 25  | 183          | 4   | 52   | 34   | 43  | 50  | 4         |
| 38           | —   | 3  | 3  | 14  | 18  | 193          | 2   | 62   | 36   | 47  | 45  | 5         |
| 52           | —   | —  | 1  | 27  | 24  | 224          | 6   | 60   | 46   | 48  | 65  | 6         |
| 23           | —   | —  | —  | 12  | 11  | 308          | 12  | 93   | 73   | 76  | 54  | 7         |
| 52           | —   | —  | 7  | 43  | 3   | 368          | 13  | 117  | 95   | 38  | 107   | 8         |
| 51           | —   | —  | 3  | 31  | 17  | 428          | 17  | 115  | 93   | 97  | 105   | 9         |
| 51           | —   | —  | —  | 25  | 25  | 765          | 40  | 220  | 159  | 139   | 207   | 10        |
| 42           | —   | 7  | —  | 16  | 19  | 614          | 23  | 180  | 146  | 121   | 145   | 11        |
| 31           | 2   | —  | —  | 12  | 17  | 413          | 19  | 138  | 116  | 82  | 58  | 12        |
| 19           | —   | —  | 7  | 7   | 4   | 379          | 9   | 117  | 124  | 75  | 55  | 13        |
| 15           | —   | —  | —  | —   | 15  | 140          | 7   | 40   | 51   | 25  | 18  | 14        |
| —            | —   | —  | —  | —   | —   | 23           | —   | 16   | 4  | —   | —   | 15        |
| 2            | —   | —  | —  | —   | 2   | 101          | —   | 27   | 29   | 31  | 14  | 16        |
| 12           | —   | —  | —  | 9   | 4   | 168          | 16  | 49   | 22   | 40  | 41  | 17        |
| <b>350</b>   | <b>...</b>                                  | <b>...</b>                                 | <b>...</b>                                 | <b>349</b>                                  | <b>339</b>                                  | <b>512</b>   | <b>519</b>                                  | <b>522</b>                                 | <b>531</b>                                 | <b>499</b>                                  | <b>493</b>                                  | <b>18</b> |
| <b>361</b>   | <b>...</b>                                  | <b>...</b>                                 | <b>...</b>                                 | <b>350</b>                                  | <b>344</b>                                  | <b>653</b>   | <b>185</b>                                  | <b>746</b>                                 | <b>473</b>                                 | <b>1 485</b>                                | <b>447</b>                                  | <b>19</b> |
| <b>334</b>   | <b>...</b>                                  | <b>...</b>                                 | <b>...</b>                                 | <b>328</b>                                  | <b>318</b>                                  | <b>638</b>   | <b>185</b>                                  | <b>732</b>                                 | <b>441</b>                                 | <b>1 485</b>                                | <b>447</b>                                  | <b>20</b> |
| 586          | 2   | 10   | 28   | 302   | 244   | 4 852        | 196   | 1 420                                      | 1 174                                      | 998   | 1 064                                       | 21        |
| 16           | —   | 3  | 3  | 4   | 6   | 637          | 64  | 228  | 147  | 144   | 54  | 22        |
| 97           | —   | —  | 6  | 42  | 48  | 1 523        | 42  | 495  | 390  | 306   | 290   | 23        |
| 117          | —   | 7  | 11   | 52  | 47  | 919          | 12  | 216  | 168  | 203   | 321   | 24        |
| 104          | 2   | —  | 9  | 56  | 37  | 322          | 2   | 51   | 40   | 88  | 140   | 25        |
| 163          | —   | —  | —  | 96  | 68  | 219          | 3   | 39   | 34   | 53  | 90  | 26        |
| 70           | —   | —  | —  | 35  | 35  | 53           | —   | 5  | 9  | 25  | 14  | 27        |
| 13           | —   | —  | —  | 9   | 3   | 45           | —   | 15   | 17   | 4   | 10  | 28        |
| <b>90</b>    | <b>...</b>                                  | <b>...</b>                                 | <b>...</b>                                 | <b>97</b>                                   | <b>89</b>                                   | <b>45</b>    | <b>25-</b>                                  | <b>40</b>                                  | <b>41</b>                                  | <b>47</b>                                   | <b>59</b>                                   | <b>29</b> |
| 8            | —   | —  | —  | 8   | —   | 1 134        | 73  | 370  | 370  | 175   | 145   | 30        |
| 348          | —   | —  | 12   | 185   | 151   | 2 044        | 66  | 302  | 305  | 546   | 826   | 31        |
| 2            | —   | —  | —  | 2   | —   | 166          | 25  | 40   | 22   | 48  | 30  | 32        |
| 38           | —   | —  | 3  | 15  | 20  | 558          | 16  | 97   | 74   | 156   | 215   | 33        |
| 41           | —   | —  | —  | 21  | 20  | 519          | 2   | 57   | 70   | 130   | 260   | 34        |
| 58           | —   | —  | 9  | 28  | 22  | 196          | 2   | 13   | 14   | 53  | 115   | 35        |
| 141          | —   | —  | —  | 85  | 56  | 159          | 3   | 9  | 23   | 44  | 80  | 36        |
| 54           | —   | —  | —  | 25  | 30  | 35           | —   | —  | 7  | 17  | 11  | 37        |
| 13           | —   | —  | —  | 9   | 3   | 23           | —   | 4  | 6  | 3   | 10  | 38        |
| <b>112</b>   | <b>...</b>                                  | <b>...</b>                                 | <b>...</b>                                 | <b>116</b>                                  | <b>112</b>                                  | <b>55</b>    | <b>25-</b>                                  | <b>43</b>                                  | <b>54</b>                                  | <b>54</b>                                   | <b>61</b>                                   | <b>39</b> |
| —            | —   | —  | —  | —   | —   | 389          | 18  | 82   | 87   | 96  | 105   | 40        |
| 55           | —   | —  | 9  | 33  | 13  | 994          | 28  | 414  | 431  | 61  | 60  | 41        |
| 13           | —   | —  | 3  | 7   | 3   | 20           | —   | 7  | 6  | 1   | 5   | 42        |
| 10           | —   | —  | 7  | 3   | —   | 20           | —   | 10   | 10   | —   | —   | 43        |
| —            | —   | —  | —  | —   | —   | 10           | —   | 10   | —  | —   | —   | 44        |
| —            | —   | —  | —  | —   | —   | 8            | —   | 6  | —  | —   | 3   | 45        |
| —            | —   | —  | —  | —   | —   | 3            | —   | —  | 3  | —   | —   | 46        |
| —            | —   | —  | —  | —   | —   | 9            | —   | 2  | 6  | —   | —   | 47        |
| —            | —   | —  | —  | —   | —   | 2            | —   | —  | 2  | —   | —   | 48        |
| <b>25-</b>   | <b>...</b>                                  | <b>...</b>                                 | <b>...</b>                                 | <b>...</b>                                  | <b>...</b>                                  | <b>46</b>    | <b>...</b>                                  | <b>50</b>                                  | <b>45</b>                                  | <b>25-</b>                                  | <b>25-</b>                                  | <b>49</b> |
| <b>32</b>    | <b>—</b>                                    | <b>—</b>                                   | <b>—</b>                                   | <b>23</b>                                   | <b>10</b>                                   | <b>921</b>   | <b>28</b>                                   | <b>379</b>                                 | <b>403</b>                                 | <b>60</b>                                   | <b>52</b>                                   | <b>50</b> |
| 85           | —   | 3  | 3  | 49  | 30  | 3 231        | 161   | 1 203                                      | 958  | 592   | 318   | 51        |
| 32           | —   | 3  | —  | 11  | 17  | 798          | 13  | 224  | 258  | 183   | 121   | 52        |
| 43           | —   | —  | 3  | 28  | 13  | 531          | 20  | 180  | 124  | 142   | 64  | 53        |
| —            | —   | —  | —  | —   | —   | 226          | 9   | 113  | 47   | 40  | 17  | 54        |
| 8            | —   | —  | —  | 8   | —   | 104          | 5   | 56   | 29   | 14  | —   | 55        |
| 2            | —   | —  | —  | 2   | —   | 87           | —   | 62   | 22   | 3   | —   | 56        |
| —            | —   | —  | —  | —   | —   | 41           | —   | 33   | 5  | —   | 2   | 57        |
| —            | —   | —  | —  | —   | —   | 26           | —   | 14   | 7  | 6   | —   | 58        |
| <b>31</b>    | <b>...</b>                                  | <b>...</b>                                 | <b>...</b>                                 | <b>...</b>                                  | <b>...</b>                                  | <b>30</b>    | <b>38</b>                                   | <b>41</b>                                  | <b>25-</b>                                 | <b>27</b>                                   | <b>25-</b>                                  | <b>59</b> |
| —            | —   | —  | —  | —   | —   | 1 419        | 114   | 521  | 466  | 204   | 114   | 60        |
| 67           | —   | 3  | 3  | 43  | 17  | 2 142        | 111   | 818  | 571  | 433   | 208   | 61        |
| 22           | —   | 3  | —  | 11  | 7   | 494          | 13  | 124  | 135  | 142   | 81  | 62        |
| 35           | —   | —  | 3  | 22  | 10  | 417          | 17  | 139  | 94   | 114   | 53  | 63        |
| —            | —   | —  | —  | —   | —   | 188          | 9   | 99   | 33   | 35  | 13  | 64        |
| 8            | —   | —  | —  | 8   | —   | 95           | 5   | 54   | 23   | 14  | —   | 65        |
| 2            | —   | —  | —  | 2   | —   | 84           | —   | 59   | 22   | 3   | —   | 66        |
| —            | —   | —  | —  | —   | —   | 21           | —   | 17   | 2  | —   | 2   | 67        |
| —            | —   | —  | —  | —   | —   | 26           | —   | 14   | 7  | 6   | —   | 68        |
| <b>33</b>    | <b>...</b>                                  | <b>...</b>                                 | <b>...</b>                                 | <b>...</b>                                  | <b>...</b>                                  | <b>35</b>    | <b>38</b>                                   | <b>48</b>                                  | <b>31</b>                                  | <b>28</b>                                   | <b>25-</b>                                  | <b>69</b> |
| —            | —   | —  | —  | —   | —   | 816          | 68  | 314  | 256  | 120   | 58  | 70        |

**Table 5-23. Type of Structure and Heating Degree Days by Cost of Utilities—Occupied Units**

[Numbers in thousands. Consistent with the 1990 Census. ... means not applicable or sample too small. – means zero or rounds to zero]

| Characteristics                        | Total      |   |  |  |   |   | Single family |   |  |  |   |   |
|--|------------|---|--|--|---|---|---------------|---|--|--|---|---|
|  | Total      | Less than 2,000 CDD and More than 7,000 HDD | Less than 2,000 CDD and 5,500 to 7,000 HDD | Less than 2,000 CDD and 4,000 to 5,499 HDD | Less than 2,000 CDD and Less than 4,000 HDD | More than 2,000 CDD and Less than 4,000 HDD | Total         | Less than 2,000 CDD and More than 7,000 HDD | Less than 2,000 CDD and 5,500 to 7,000 HDD | Less than 2,000 CDD and 4,000 to 5,499 HDD | Less than 2,000 CDD and Less than 4,000 HDD | More than 2,000 CDD and Less than 4,000 HDD |
| <b>Condominium and Cooperative Fee</b> |            |   |  |  |   |   |               |   |  |  |   |   |
| 1 Fee paid by owners .....             | 228        | 8   | 62   | 88   | 42  | 29  | 76            | 8   | 18   | 21   | 19  | 9   |
| 2 Less than \$25 per month .....       | 10         | –   | 3  | –  | 7   | –   | 5             | –   | 3  | –  | 2   | –   |
| 3 \$25 to \$49 .....                   | 5          | –   | 2  | –  | –   | 3   | 2             | –   | 2  | –  | –   | –   |
| 4 \$50 to \$74 .....                   | 5          | –   | 3  | 2  | –   | –   | –             | –   | –  | –  | –   | –   |
| 5 \$75 to \$99 .....                   | 15         | 3   | 2  | 8  | 2   | –   | 3             | 3   | –  | –  | –   | –   |
| 6 \$100 to \$149 .....                 | 48         | 3   | 1  | 25   | 12  | 5   | 33            | 3   | 1  | 12   | 10  | 5   |
| 7 \$150 to \$199 .....                 | 36         | –   | 11   | 7  | 12  | 6   | 4             | –   | 2  | –  | 2   | –   |
| 8 \$200 or more per month .....        | 23         | –   | 13   | 3  | 3   | 3   | 2             | –   | –  | –  | 2   | –   |
| 9 Not reported .....                   | 87         | 2   | 26   | 41   | 6   | 12  | 27            | 2   | 11   | 9  | 2   | 3   |
| 10 <b>Median</b> .....                 | <b>137</b> | <b>...</b>                                  | <b>179</b>                                 | <b>125</b>                                 | <b>...</b>                                  | <b>...</b>                                  | <b>121</b>    | <b>...</b>                                  | <b>...</b>                                 | <b>...</b>                                 | <b>...</b>                                  | <b>...</b>                                  |

**With Black Householder—Con.**

| Mobile homes |   |  |  |   |   | Other      |   |  |  |   |   |
|--------------|---|--|--|---|---|------------|---|--|--|---|---|
| Total        | Less than 2,000 CDD and More than 7,000 HDD | Less than 2,000 CDD and 5,500 to 7,000 HDD | Less than 2,000 CDD and 4,000 to 5,499 HDD | Less than 2,000 CDD and Less than 4,000 HDD | More than 2,000 CDD and Less than 4,000 HDD | Total      | Less than 2,000 CDD and More than 7,000 HDD | Less than 2,000 CDD and 5,500 to 7,000 HDD | Less than 2,000 CDD and 4,000 to 5,499 HDD | Less than 2,000 CDD and Less than 4,000 HDD | More than 2,000 CDD and Less than 4,000 HDD |
| —            | —   | —  | —  | —   | —   | 152        | —   | 43   | 67   | 22  | 20  |
| —            | —   | —  | —  | —   | —   | 4          | —   | —  | —  | 4   | —   |
| —            | —   | —  | —  | —   | —   | 3          | —   | —  | —  | —   | 3   |
| —            | —   | —  | —  | —   | —   | 5          | —   | —  | 2  | —   | 4   |
| —            | —   | —  | —  | —   | —   | 12         | —   | 3  | 8  | 2   | —   |
| —            | —   | —  | —  | —   | —   | 15         | —   | —  | 13   | —   | 6   |
| —            | —   | —  | —  | —   | —   | 32         | —   | 9  | 7  | 9   | 6   |
| —            | —   | —  | —  | —   | —   | 21         | —   | 13   | 3  | 1   | 3   |
| —            | —   | —  | —  | —   | —   | 60         | —   | 16   | 32   | 4   | 9   |
| ...          | ...   | ...  | ...  | ...   | ...   | <b>161</b> | ...   | ...  | <b>125</b>                                 | ...   | <b>10</b>                                   |

**Table 5-24. Journey to Work—Occupied Units With Black Householder**

[Numbers in thousands. Consistent with the 1990 Census. ... means not applicable or sample too small. – means zero or rounds to zero]

|           | Characteristics  | Total occupied units | Tenure       |              | Housing unit characteristics |              |                   |              | Household characteristics   |                    |                     |
|-----------|--|----------------------|--------------|--------------|------------------------------|--------------|-------------------|--------------|-----------------------------|--------------------|---------------------|
|           |  |                      | Owner        | Renter       | New construction 4 years     | Mobile homes | Physical problems |              | Elderly (65 years and over) | Moved in past year | Below poverty level |
|           |  |                      |              |              |                              |              | Severe            | Moderate     |                             |                    |                     |
| <b>1</b>  | <b>All workers .....</b>   | <b>13 125</b>        | <b>6 896</b> | <b>6 229</b> | <b>742</b>                   | <b>618</b>   | <b>328</b>        | <b>1 036</b> | <b>688</b>                  | <b>2 695</b>       | <b>1 509</b>        |
|           | <b>Principal Means of Transportation to Work Last Week</b>                 |                      |              |              |                              |              |                   |              |                             |                    |                     |
| 2         | Drives self .....  | 9 138                | 5 420        | 3 718        | 621                          | 494          | 181               | 641          | 445                         | 1 768              | 745                 |
| 3         | Carpool .....  | 1 424                | 639          | 785          | 51                           | 88           | 41                | 152          | 72                          | 386                | 244                 |
| 4         | 2-person .....   | 1 058                | 475          | 583          | 32                           | 57           | 35                | 99           | 48                          | 296                | 180                 |
| 5         | 3-person .....   | 219                  | 92           | 127          | 7                            | 16           | 6                 | 36           | 15                          | 60                 | 29                  |
| 6         | 4-or-more-person .....   | 147                  | 72           | 75           | 12                           | 15           | —                 | 16           | 9                           | 30                 | 35                  |
| 7         | Mass transportation .....  | 1 748                | 531          | 1 217        | 37                           | 3            | 71                | 129          | 118                         | 351                | 315                 |
| 8         | Taxicab .....  | 53                   | 20           | 34           | —                            | —            | 4                 | 11           | 3                           | 13                 | 19                  |
| 9         | Bicycle or motorcycle .....  | 63                   | 16           | 46           | —                            | 3            | 3                 | 17           | 3                           | 26                 | 18                  |
| 10        | Walks only .....   | 443                  | 127          | 316          | 25                           | 22           | 20                | 64           | 34                          | 119                | 132                 |
| 11        | Other means .....  | 102                  | 54           | 49           | 5                            | 3            | —                 | 11           | 7                           | 18                 | 18                  |
| 12        | Works at home .....  | 153                  | 88           | 64           | 3                            | 5            | 8                 | 13           | 5                           | 14                 | 20                  |
|           | <b>Travel Time From Home to Work</b>                                       |                      |              |              |                              |              |                   |              |                             |                    |                     |
| 13        | Less than 15 minutes .....   | 3 639                | 1 764        | 1 874        | 163                          | 139          | 83                | 305          | 209                         | 823                | 495                 |
| 14        | 15 to 29 minutes .....   | 4 777                | 2 508        | 2 270        | 254                          | 230          | 99                | 380          | 222                         | 978                | 497                 |
| 15        | 30 to 44 minutes .....   | 2 076                | 1 151        | 925          | 143                          | 83           | 57                | 148          | 117                         | 375                | 195                 |
| 16        | 45 to 59 minutes .....   | 853                  | 500          | 353          | 84                           | 61           | 22                | 58           | 36                          | 154                | 88                  |
| 17        | 1 hour to 1 hour and 29 minutes .....                                      | 583                  | 316          | 267          | 37                           | 26           | 20                | 50           | 38                          | 136                | 66                  |
| 18        | 1 hour 30 minutes or more .....  | 240                  | 107          | 134          | 6                            | 10           | 5                 | 16           | 18                          | 51                 | 53                  |
| 19        | Works at home .....  | 153                  | 88           | 64           | 3                            | 5            | 8                 | 13           | 5                           | 14                 | 20                  |
| 20        | No fixed place of work .....   | 804                  | 461          | 343          | 52                           | 64           | 34                | 67           | 43                          | 164                | 94                  |
| 21        | <b>Median .....</b>  | <b>23</b>            | <b>23</b>    | <b>22</b>    | <b>26</b>                    | <b>24</b>    | <b>24</b>         | <b>22</b>    | <b>22</b>                   | <b>22</b>          | <b>21</b>           |
|           | <b>Distance From Home to Work</b>  |                      |              |              |                              |              |                   |              |                             |                    |                     |
| 22        | Less than 1 mile .....   | 462                  | 177          | 286          | 25                           | 28           | 10                | 45           | 35                          | 94                 | 123                 |
| 23        | 1 to 4 miles .....   | 2 979                | 1 348        | 1 631        | 102                          | 65           | 76                | 313          | 172                         | 657                | 453                 |
| 24        | 5 to 9 miles .....   | 2 785                | 1 374        | 1 411        | 99                           | 97           | 84                | 219          | 153                         | 573                | 319                 |
| 25        | 10 to 19 miles .....   | 3 695                | 2 019        | 1 676        | 260                          | 175          | 75                | 217          | 189                         | 780                | 299                 |
| 26        | 20 to 29 miles .....   | 1 309                | 817          | 492          | 99                           | 76           | 25                | 90           | 50                          | 220                | 118                 |
| 27        | 30 to 49 miles .....   | 779                  | 504          | 275          | 88                           | 82           | 15                | 65           | 34                          | 156                | 72                  |
| 28        | 50 miles or more .....   | 159                  | 108          | 52           | 14                           | 25           | 3                 | 8            | 7                           | 36                 | 12                  |
| 29        | Works at home .....  | 153                  | 88           | 64           | 3                            | 5            | 8                 | 13           | 5                           | 14                 | 20                  |
| 30        | No fixed place of work .....   | 804                  | 461          | 343          | 52                           | 64           | 34                | 67           | 43                          | 164                | 94                  |
| 31        | <b>Median .....</b>  | <b>10</b>            | <b>11</b>    | <b>9</b>     | <b>15</b>                    | <b>15</b>    | <b>8</b>          | <b>8</b>     | <b>9</b>                    | <b>9</b>           | <b>7</b>            |
|           | <b>Departure Time to Work<sup>1</sup></b>                                  |                      |              |              |                              |              |                   |              |                             |                    |                     |
| 32        | 12:00 a.m. to 2:59 a.m. ....   | 122                  | 59           | 62           | 6                            | 4            | 5                 | 11           | —                           | 15                 | 9                   |
| 33        | 3:00 a.m. to 5:59 a.m. ....  | 1 339                | 731          | 608          | 120                          | 121          | 38                | 108          | 43                          | 292                | 154                 |
| 34        | 6:00 a.m. to 6:59 a.m. ....  | 2 232                | 1 232        | 1 000        | 136                          | 142          | 43                | 202          | 133                         | 447                | 250                 |
| 35        | 7:00 a.m. to 7:29 a.m. ....  | 1 711                | 940          | 771          | 99                           | 55           | 36                | 127          | 75                          | 367                | 127                 |
| 36        | 7:30 a.m. to 7:59 a.m. ....  | 1 499                | 794          | 705          | 84                           | 58           | 31                | 73           | 86                          | 235                | 132                 |
| 37        | 8:00 a.m. to 8:29 a.m. ....  | 1 275                | 714          | 561          | 90                           | 69           | 40                | 86           | 59                          | 196                | 151                 |
| 38        | 8:30 a.m. to 8:59 a.m. ....  | 500                  | 199          | 301          | 39                           | 6            | 22                | 34           | 26                          | 121                | 55                  |
| 39        | 9:00 a.m. to 9:59 a.m. ....  | 611                  | 312          | 299          | 30                           | 17           | 18                | 48           | 51                          | 136                | 88                  |
| 40        | 10:00 a.m. to 3:59 p.m. ....   | 1 609                | 752          | 856          | 66                           | 59           | 34                | 192          | 88                          | 429                | 269                 |
| 41        | 4:00 p.m. to 11:59 p.m. ....   | 1 033                | 507          | 526          | 32                           | 54           | 22                | 81           | 32                          | 245                | 146                 |
| 42        | Not reported .....   | 1 043                | 568          | 476          | 36                           | 29           | 31                | 61           | 88                          | 197                | 109                 |
| <b>43</b> | <b>Householders who worked last week .</b>                                 | <b>7 797</b>         | <b>3 560</b> | <b>4 238</b> | <b>438</b>                   | <b>348</b>   | <b>212</b>        | <b>663</b>   | <b>195</b>                  | <b>1 812</b>       | <b>969</b>          |
|           | <b>Principal Means of Transportation to Work Last Week for Householder</b> |                      |              |              |                              |              |                   |              |                             |                    |                     |
| 44        | Drives self .....  | 5 680                | 2 954        | 2 726        | 364                          | 281          | 128               | 417          | 134                         | 1 266              | 489                 |
| 45        | Carpool .....  | 710                  | 238          | 472          | 33                           | 49           | 27                | 89           | 21                          | 216                | 155                 |
| 46        | 2-person .....   | 489                  | 160          | 330          | 19                           | 30           | 22                | 56           | 13                          | 154                | 114                 |
| 47        | 3-person .....   | 141                  | 48           | 94           | 7                            | 12           | 5                 | 23           | 6                           | 39                 | 20                  |
| 48        | 4-or-more-person .....   | 79                   | 31           | 49           | 8                            | 7            | —                 | 10           | 2                           | 24                 | 21                  |
| 49        | Mass transportation .....  | 942                  | 219          | 723          | 20                           | —            | 38                | 81           | 24                          | 209                | 187                 |
| 50        | Taxicab .....  | 32                   | 8            | 24           | —                            | —            | —                 | 11           | —                           | 10                 | 12                  |
| 51        | Bicycle or motorcycle .....  | 32                   | 12           | 20           | —                            | —            | 3                 | 6            | —                           | 13                 | 10                  |
| 52        | Walks only .....   | 259                  | 51           | 208          | 16                           | 13           | 10                | 43           | 11                          | 85                 | 88                  |
| 53        | Other means .....  | 47                   | 24           | 23           | 5                            | —            | —                 | 8            | —                           | 6                  | 11                  |
| 54        | Works at home .....  | 95                   | 53           | 41           | —                            | 5            | 5                 | 10           | 4                           | 6                  | 18                  |
|           | <b>Travel Time From Home to Work for Householder</b>                       |                      |              |              |                              |              |                   |              |                             |                    |                     |
| 55        | Less than 15 minutes .....   | 2 157                | 865          | 1 292        | 97                           | 79           | 55                | 201          | 59                          | 560                | 362                 |
| 56        | 15 to 29 minutes .....   | 2 972                | 1 336        | 1 636        | 157                          | 104          | 63                | 251          | 71                          | 715                | 333                 |
| 57        | 30 to 44 minutes .....   | 1 165                | 588          | 577          | 74                           | 47           | 30                | 81           | 21                          | 252                | 90                  |
| 58        | 45 to 59 minutes .....   | 490                  | 268          | 222          | 53                           | 34           | 14                | 33           | 9                           | 85                 | 42                  |
| 59        | 1 hour to 1 hour and 29 minutes .....                                      | 335                  | 162          | 172          | 27                           | 23           | 13                | 39           | 7                           | 86                 | 45                  |
| 60        | 1 hour 30 minutes or more .....  | 128                  | 50           | 78           | —                            | 7            | 5                 | 10           | 6                           | 23                 | 30                  |
| 61        | Works at home .....  | 95                   | 53           | 41           | —                            | 5            | 5                 | 10           | 4                           | 6                  | 18                  |
| 62        | No fixed place of work .....   | 456                  | 236          | 219          | 30                           | 49           | 26                | 40           | 18                          | 86                 | 50                  |
| 63        | <b>Median .....</b>  | <b>22</b>            | <b>24</b>    | <b>21</b>    | <b>25</b>                    | <b>25</b>    | <b>23</b>         | <b>21</b>    | <b>21</b>                   | <b>21</b>          | <b>19</b>           |
|           | <b>Distance From Home to Work for Householder</b>                          |                      |              |              |                              |              |                   |              |                             |                    |                     |
| 64        | Less than 1 mile .....   | 289                  | 96           | 193          | 16                           | 16           | 6                 | 32           | 12                          | 72                 | 86                  |
| 65        | 1 to 4 miles .....   | 1 772                | 664          | 1 108        | 60                           | 31           | 54                | 193          | 60                          | 455                | 327                 |
| 66        | 5 to 9 miles .....   | 1 616                | 696          | 920          | 60                           | 57           | 41                | 133          | 39                          | 394                | 206                 |
| 67        | 10 to 19 miles .....   | 2 240                | 1 042        | 1 198        | 162                          | 72           | 50                | 152          | 33                          | 536                | 187                 |
| 68        | 20 to 29 miles .....   | 803                  | 455          | 348          | 52                           | 45           | 16                | 60           | 17                          | 148                | 59                  |
| 69        | 30 to 49 miles .....   | 432                  | 261          | 171          | 56                           | 54           | 10                | 41           | 11                          | 95                 | 28                  |
| 70        | 50 miles or more .....   | 95                   | 56           | 39           | 3                            | 18           | 3                 | 4            | —                           | 21                 | 7                   |
| 71        | Works at home .....  | 95                   | 53           | 41           | —                            | 5            | 5                 | 10           | 4                           | 6                  | 18                  |
| 72        | No fixed place of work .....   | 456                  | 236          | 219          | 30                           | 49           | 26                | 40           | 18                          | 86                 | 50                  |
| 73        | <b>Median .....</b>  | <b>10</b>            | <b>12</b>    | <b>9</b>     | <b>14</b>                    | <b>16</b>    | <b>9</b>          | <b>8</b>     | <b>7</b>                    | <b>9</b>           | <b>6</b>            |

| Total occupied units | In MSAs        |              | Outside MSAs | Urban         |              | Rural        |            |              | Regions      |              |              |              |           |
|----------------------|----------------|--------------|--------------|---------------|--------------|--------------|------------|--------------|--------------|--------------|--------------|--------------|-----------|
|                      | Central cities | Suburbs      |              | Total         | Outside MSAs | Total        | Suburbs    | Outside MSAs | Northeast    | Midwest      | South        | West         |           |
| <b>13 125</b>        | <b>6 852</b>   | <b>4 586</b> | <b>1 687</b> | <b>11 337</b> | <b>785</b>   | <b>1 788</b> | <b>853</b> | <b>902</b>   | <b>2 394</b> | <b>2 404</b> | <b>7 115</b> | <b>1 212</b> | <b>1</b>  |
| 9 138                | 4 302          | 3 549        | 1 287        | 7 653         | 563          | 1 484        | 731        | 724          | 1 116        | 1 699        | 5 470        | 853          | 2         |
| 1 424                | 692            | 481          | 252          | 1 189         | 112          | 235          | 93         | 140          | 200          | 264          | 791          | 170          | 3         |
| 1 058                | 513            | 375          | 170          | 898           | 78           | 160          | 66         | 92           | 140          | 193          | 612          | 113          | 4         |
| 219                  | 113            | 71           | 35           | 178           | 13           | 41           | 19         | 22           | 38           | 49           | 89           | 43           | 5         |
| 147                  | 65             | 35           | 47           | 113           | 22           | 34           | 8          | 25           | 22           | 22           | 90           | 13           | 6         |
| 1 748                | 1 396          | 338          | 14           | 1 726         | 4            | 23           | 13         | 10           | 876          | 293          | 434          | 146          | 7         |
| 53                   | 22             | 12           | 19           | 51            | 17           | 2            | -          | 2            | 15           | 6            | 28           | 4            | 8         |
| 63                   | 47             | 6            | 10           | 63            | 10           | -            | -          | 2            | 16           | 16           | 26           | 5            | 9         |
| 443                  | 283            | 92           | 68           | 431           | 58           | 12           | 2          | 10           | 138          | 82           | 200          | 24           | 10        |
| 102                  | 38             | 48           | 17           | 87            | 11           | 15           | 9          | 6            | 5            | 9            | 89           | -            | 11        |
| 153                  | 73             | 60           | 19           | 136           | 9            | 16           | 4          | 10           | 29           | 35           | 78           | 10           | 12        |
| 3 639                | 1 798          | 1 137        | 703          | 3 200         | 476          | 438          | 203        | 227          | 506          | 761          | 2 060        | 311          | 13        |
| 4 777                | 2 612          | 1 680        | 485          | 4 182         | 186          | 596          | 282        | 299          | 678          | 899          | 2 772        | 428          | 14        |
| 2 076                | 1 085          | 808          | 182          | 1 751         | 47           | 325          | 182        | 135          | 526          | 350          | 1 031        | 168          | 15        |
| 853                  | 426            | 341          | 86           | 707           | 15           | 147          | 75         | 71           | 261          | 88           | 412          | 92           | 16        |
| 583                  | 303            | 210          | 71           | 490           | 14           | 93           | 36         | 57           | 196          | 87           | 230          | 71           | 17        |
| 240                  | 156            | 56           | 28           | 212           | 9            | 29           | 9          | 20           | 88           | 38           | 90           | 24           | 18        |
| 153                  | 73             | 60           | 19           | 136           | 9            | 16           | 4          | 10           | 29           | 35           | 78           | 10           | 19        |
| 804                  | 400            | 293          | 112          | 659           | 29           | 145          | 61         | 82           | 110          | 145          | 442          | 107          | 20        |
| <b>23</b>            | <b>23</b>      | <b>24</b>    | <b>17</b>    | <b>22</b>     | <b>15-</b>   | <b>24</b>    | <b>25</b>  | <b>24</b>    | <b>29</b>    | <b>21</b>    | <b>22</b>    | <b>23</b>    | <b>21</b> |
| 462                  | 258            | 127          | 77           | 437           | 60           | 25           | 8          | 17           | 96           | 97           | 234          | 35           | 22        |
| 2 979                | 1 704          | 789          | 487          | 2 779         | 375          | 201          | 87         | 112          | 531          | 686          | 1 491        | 272          | 23        |
| 2 785                | 1 613          | 907          | 265          | 2 512         | 117          | 274          | 117        | 148          | 550          | 491          | 1 537        | 207          | 24        |
| 3 695                | 1 874          | 1 480        | 340          | 3 119         | 113          | 576          | 330        | 227          | 658          | 626          | 2 054        | 357          | 25        |
| 1 309                | 566            | 545          | 197          | 1 041         | 45           | 268          | 116        | 152          | 250          | 190          | 744          | 124          | 26        |
| 779                  | 330            | 327          | 122          | 564           | 19           | 215          | 111        | 103          | 158          | 111          | 436          | 73           | 27        |
| 159                  | 34             | 58           | 68           | 91            | 18           | 68           | 19         | 50           | 12           | 22           | 99           | 25           | 28        |
| 153                  | 73             | 60           | 19           | 136           | 9            | 16           | 4          | 10           | 29           | 35           | 78           | 10           | 29        |
| 804                  | 400            | 293          | 112          | 659           | 29           | 145          | 61         | 82           | 110          | 145          | 442          | 107          | 30        |
| <b>10</b>            | <b>9</b>       | <b>12</b>    | <b>9</b>     | <b>9</b>      | <b>4</b>     | <b>15</b>    | <b>16</b>  | <b>16</b>    | <b>10</b>    | <b>8</b>     | <b>10</b>    | <b>11</b>    | <b>31</b> |
| 122                  | 60             | 41           | 21           | 112           | 18           | 10           | 8          | 2            | 27           | 26           | 60           | 9            | 32        |
| 1 339                | 635            | 452          | 251          | 1 093         | 116          | 246          | 108        | 135          | 127          | 255          | 795          | 161          | 33        |
| 2 232                | 1 084          | 773          | 375          | 1 803         | 117          | 429          | 160        | 258          | 331          | 384          | 1 313        | 204          | 34        |
| 1 711                | 912            | 634          | 164          | 1 514         | 82           | 197          | 115        | 81           | 298          | 297          | 905          | 212          | 35        |
| 1 499                | 800            | 516          | 183          | 1 327         | 96           | 173          | 75         | 88           | 336          | 236          | 795          | 132          | 36        |
| 1 275                | 661            | 482          | 132          | 1 149         | 82           | 125          | 73         | 50           | 263          | 184          | 700          | 127          | 37        |
| 500                  | 336            | 146          | 77           | 479           | 9            | 21           | 13         | 8            | 131          | 95           | 230          | 45           | 38        |
| 611                  | 335            | 199          | 77           | 526           | 42           | 85           | 50         | 35           | 128          | 110          | 317          | 57           | 39        |
| 1 609                | 865            | 491          | 253          | 1 385         | 114          | 224          | 85         | 139          | 286          | 358          | 839          | 126          | 40        |
| 1 033                | 496            | 399          | 138          | 874           | 70           | 159          | 91         | 68           | 171          | 233          | 575          | 54           | 41        |
| 1 043                | 595            | 392          | 57           | 939           | 29           | 105          | 72         | 28           | 269          | 192          | 508          | 74           | 42        |
| <b>7 797</b>         | <b>4 152</b>   | <b>2 666</b> | <b>979</b>   | <b>6 803</b>  | <b>474</b>   | <b>994</b>   | <b>472</b> | <b>505</b>   | <b>1 344</b> | <b>1 433</b> | <b>4 263</b> | <b>758</b>   | <b>43</b> |
| 5 680                | 2 782          | 2 144        | 755          | 4 851         | 354          | 829          | 413        | 401          | 675          | 1 058        | 3 393        | 553          | 44        |
| 710                  | 355            | 216          | 139          | 582           | 59           | 128          | 46         | 80           | 99           | 139          | 379          | 93           | 45        |
| 489                  | 242            | 156          | 92           | 407           | 41           | 82           | 29         | 50           | 62           | 95           | 283          | 49           | 46        |
| 141                  | 77             | 43           | 22           | 118           | 9            | 24           | 11         | 13           | 23           | 36           | 49           | 33           | 47        |
| 79                   | 37             | 18           | 25           | 57            | 9            | 22           | 6          | 16           | 14           | 8            | 46           | 11           | 48        |
| 942                  | 745            | 192          | 5            | 937           | 3            | 5            | 3          | 2            | 446          | 155          | 251          | 89           | 49        |
| 32                   | 14             | 6            | 13           | 30            | 11           | 2            | -          | 2            | 14           | 3            | 15           | -            | 50        |
| 32                   | 27             | 3            | 2            | 32            | 2            | -            | -          | -            | 14           | 5            | 11           | 2            | 51        |
| 259                  | 163            | 51           | 45           | 249           | 35           | 10           | -          | 10           | 75           | 50           | 122          | 13           | 52        |
| 47                   | 21             | 17           | 9            | 37            | 7            | 10           | 7          | 2            | 2            | 3            | 42           | -            | 53        |
| 95                   | 45             | 38           | 11           | 84            | 3            | 10           | 3          | 8            | 18           | 20           | 50           | 7            | 54        |
| 2 157                | 1 079          | 656          | 422          | 1 901         | 297          | 256          | 123        | 125          | 291          | 438          | 1 233        | 196          | 55        |
| 2 972                | 1 697          | 1 017        | 258          | 2 681         | 112          | 291          | 143        | 146          | 412          | 584          | 1 716        | 259          | 56        |
| 1 165                | 599            | 465          | 101          | 983           | 24           | 182          | 100        | 77           | 276          | 197          | 582          | 110          | 57        |
| 490                  | 250            | 196          | 45           | 421           | 11           | 69           | 35         | 34           | 157          | 49           | 218          | 66           | 58        |
| 335                  | 161            | 121          | 53           | 274           | 11           | 61           | 19         | 42           | 94           | 50           | 150          | 41           | 59        |
| 128                  | 77             | 32           | 18           | 108           | 4            | 19           | 5          | 14           | 44           | 18           | 50           | 15           | 60        |
| 95                   | 45             | 38           | 11           | 84            | 3            | 10           | 3          | 8            | 18           | 20           | 50           | 7            | 61        |
| 456                  | 244            | 142          | 70           | 351           | 11           | 105          | 44         | 59           | 51           | 76           | 264          | 64           | 62        |
| <b>22</b>            | <b>23</b>      | <b>24</b>    | <b>17</b>    | <b>22</b>     | <b>15-</b>   | <b>24</b>    | <b>24</b>  | <b>25</b>    | <b>28</b>    | <b>21</b>    | <b>21</b>    | <b>24</b>    | <b>63</b> |
| 289                  | 158            | 88           | 43           | 273           | 33           | 16           | 6          | 10           | 66           | 55           | 148          | 20           | 64        |
| 1 772                | 1 046          | 448          | 278          | 1 657         | 221          | 115          | 56         | 57           | 300          | 396          | 895          | 182          | 65        |
| 1 616                | 919            | 530          | 167          | 1 463         | 87           | 153          | 65         | 80           | 286          | 268          | 931          | 130          | 66        |
| 2 240                | 1 194          | 870          | 176          | 1 953         | 66           | 287          | 172        | 110          | 366          | 422          | 1 238        | 215          | 67        |
| 803                  | 371            | 324          | 108          | 660           | 24           | 143          | 59         | 84           | 165          | 120          | 437          | 80           | 68        |
| 432                  | 158            | 196          | 77           | 307           | 15           | 125          | 63         | 62           | 88           | 60           | 242          | 41           | 69        |
| 95                   | 16             | 30           | 49           | 55            | 13           | 40           | 5          | 35           | 4            | 16           | 57           | 18           | 70        |
| 95                   | 45             | 38           | 11           | 84            | 3            | 10           | 3          | 8            | 18           | 20           | 50           | 7            | 71        |
| 456                  | 244            | 142          | 70           | 351           | 11           | 105          | 44         | 59           | 51           | 76           | 264          | 64           | 72        |
| <b>10</b>            | <b>9</b>       | <b>12</b>    | <b>9</b>     | <b>9</b>      | <b>5</b>     | <b>15</b>    | <b>15</b>  | <b>17</b>    | <b>10</b>    | <b>9</b>     | <b>10</b>    | <b>11</b>    | <b>73</b> |



**Table 5-24. Journey to Work—Occupied Units With Black Householder—Con.**

[Numbers in thousands. Consistent with the 1990 Census. ... means not applicable or sample too small. – means zero or rounds to zero]

| Characteristics   | Total occupied units | Tenure |        | Housing unit characteristics |              |                   |          | Household characteristics   |                    |                     |
|---|----------------------|--------|--------|------------------------------|--------------|-------------------|----------|-----------------------------|--------------------|---------------------|
|   |                      | Owner  | Renter | New construction 4 years     | Mobile homes | Physical problems |          | Elderly (65 years and over) | Moved in past year | Below poverty level |
|   |                      |        |        |                              |              | Severe            | Moderate |                             |                    |                     |
| <b>Departure Time to Work for Householder<sup>1</sup></b> |                      |        |        |                              |              |                   |          |                             |                    |                     |
| 1 12:00 a.m. to 2:59 a.m. ....                            | 63                   | 27     | 36     | 2                            | –            | 3                 | 7        | –                           | 4                  | 6                   |
| 2 3:00 a.m. to 5:59 a.m. ....                             | 886                  | 476    | 410    | 74                           | 77           | 23                | 72       | 19                          | 184                | 105                 |
| 3 6:00 a.m. to 6:59 a.m. ....                             | 1 377                | 671    | 706    | 62                           | 64           | 34                | 130      | 35                          | 321                | 157                 |
| 4 7:00 a.m. to 7:29 a.m. ....                             | 1 071                | 500    | 572    | 59                           | 27           | 18                | 96       | 16                          | 256                | 88                  |
| 5 7:30 a.m. to 7:59 a.m. ....                             | 918                  | 403    | 516    | 51                           | 17           | 23                | 45       | 20                          | 178                | 85                  |
| 6 8:00 a.m. to 8:29 a.m. ....                             | 738                  | 358    | 380    | 63                           | 47           | 30                | 53       | 23                          | 114                | 101                 |
| 7 8:30 a.m. to 8:59 a.m. ....                             | 300                  | 110    | 191    | 24                           | 3            | 16                | 22       | 9                           | 75                 | 44                  |
| 8 9:00 a.m. to 9:59 a.m. ....                             | 337                  | 145    | 192    | 21                           | 6            | 3                 | 29       | 16                          | 98                 | 52                  |
| 9 10:00 a.m. to 3:59 p.m. ....                            | 882                  | 327    | 555    | 41                           | 49           | 20                | 100      | 20                          | 302                | 177                 |
| 10 4:00 p.m. to 11:59 p.m. ....                           | 584                  | 232    | 352    | 16                           | 25           | 18                | 54       | 7                           | 160                | 89                  |
| 11 Not reported .....                                     | 545                  | 258    | 287    | 25                           | 27           | 18                | 45       | 25                          | 115                | 47                  |

<sup>1</sup>Does not add to total because those that worked at home were not included.

| Total occupied units | In MSAs        |         | Outside MSAs | Urban |              | Rural |         |              | Regions   |         |       |      |    |
|----------------------|----------------|---------|--------------|-------|--------------|-------|---------|--------------|-----------|---------|-------|------|----|
|                      | Central cities | Suburbs |              | Total | Outside MSAs | Total | Suburbs | Outside MSAs | Northeast | Midwest | South | West |    |
| 63                   | 30             | 20      | 14           | 56    | 11           | 7     | 5       | 2            | 9         | 10      | 38    | 5    | 1  |
| 886                  | 414            | 301     | 171          | 721   | 71           | 165   | 63      | 100          | 64        | 194     | 519   | 110  | 2  |
| 1 377                | 697            | 476     | 204          | 1 144 | 73           | 233   | 95      | 132          | 199       | 230     | 809   | 138  | 3  |
| 1 071                | 590            | 389     | 93           | 977   | 58           | 94    | 60      | 34           | 164       | 203     | 559   | 146  | 4  |
| 918                  | 504            | 312     | 102          | 840   | 58           | 78    | 30      | 44           | 203       | 146     | 490   | 78   | 5  |
| 738                  | 381            | 290     | 67           | 666   | 39           | 72    | 44      | 28           | 167       | 95      | 407   | 69   | 6  |
| 300                  | 212            | 71      | 18           | 286   | 9            | 14    | 6       | 8            | 65        | 61      | 141   | 33   | 7  |
| 337                  | 188            | 113     | 36           | 292   | 28           | 45    | 37      | 8            | 65        | 66      | 170   | 36   | 8  |
| 882                  | 478            | 251     | 152          | 748   | 65           | 133   | 46      | 87           | 154       | 191     | 469   | 67   | 9  |
| 584                  | 298            | 212     | 74           | 513   | 41           | 72    | 39      | 32           | 108       | 130     | 311   | 35   | 10 |
| 545                  | 315            | 193     | 37           | 476   | 16           | 69    | 45      | 21           | 126       | 86      | 299   | 34   | 11 |

**Table 5-25. Units in Structure by Selected Characteristics—Occupied Units With Black Householder**

[Numbers in thousands. Consistent with the 1990 Census. ... means not applicable or sample too small. — means zero or rounds to zero]

| Characteristics                          | Total          | 1, detached  | 1, attached  | Multiunit    |              |              |             |             |             | Mobile homes |
|--|----------------|--------------|--------------|--------------|--------------|--------------|-------------|-------------|-------------|--------------|
|  |                |              |              | Total        | 2 to 4       | 5 to 9       | 10 to 19    | 20 to 49    | 50 or more  |              |
| <b>Total</b> .....                       | <b>129 362</b> | <b>6 076</b> | <b>1 411</b> | <b>4 863</b> | <b>1 728</b> | <b>1 022</b> | <b>804</b>  | <b>593</b>  | <b>716</b>  | <b>586</b>   |
| <b>Race and Origin</b>                   |                |              |              |              |              |              |             |             |             |              |
| White .....                              | ...            | ...          | ...          | ...          | ...          | ...          | ...         | ...         | ...         | ...          |
| Non-Hispanic .....                       | ...            | ...          | ...          | ...          | ...          | ...          | ...         | ...         | ...         | ...          |
| Hispanic .....                           | ...            | ...          | ...          | ...          | ...          | ...          | ...         | ...         | ...         | ...          |
| Black .....                              | 12 936         | 6 076        | 1 411        | 4 863        | 1 728        | 1 022        | 804         | 593         | 716         | 586          |
| American Indian, Eskimo, and Aleut ..... | —              | —            | —            | —            | —            | —            | —           | —           | —           | —            |
| Asian and Pacific Islander .....         | —              | —            | —            | —            | —            | —            | —           | —           | —           | —            |
| Other .....                              | ...            | ...          | ...          | ...          | ...          | ...          | ...         | ...         | ...         | ...          |
| Total Hispanic .....                     | 235            | 91           | 20           | 119          | 30           | 31           | 13          | 23          | 21          | 5            |
| <b>Cooperatives and Condominiums</b>     |                |              |              |              |              |              |             |             |             |              |
| Cooperatives .....                       | 99             | 7            | 15           | 76           | 2            | 19           | 4           | 14          | 37          | —            |
| Condominiums .....                       | 413            | 17           | 80           | 316          | 121          | 47           | 49          | 40          | 58          | —            |
| <b>Year Structure Built<sup>1</sup></b>  |                |              |              |              |              |              |             |             |             |              |
| 2000 to 2004 .....                       | —              | —            | —            | —            | —            | —            | —           | —           | —           | —            |
| 1995 to 1999 .....                       | 734            | 308          | 60           | 124          | 56           | 12           | 25          | 23          | 9           | 242          |
| 1990 to 1994 .....                       | 524            | 254          | 56           | 133          | 33           | 38           | 34          | 10          | 18          | 81           |
| 1985 to 1989 .....                       | 754            | 262          | 99           | 330          | 64           | 96           | 86          | 46          | 37          | 64           |
| 1980 to 1984 .....                       | 767            | 242          | 75           | 399          | 133          | 89           | 83          | 50          | 43          | 51           |
| 1975 to 1979 .....                       | 960            | 373          | 104          | 435          | 92           | 111          | 86          | 62          | 84          | 48           |
| 1970 to 1974 .....                       | 1 382          | 539          | 146          | 635          | 130          | 158          | 133         | 101         | 113         | 62           |
| 1960 to 1969 .....                       | 1 907          | 986          | 149          | 758          | 211          | 155          | 148         | 87          | 158         | 15           |
| 1950 to 1959 .....                       | 1 674          | 1 064        | 121          | 473          | 159          | 88           | 70          | 51          | 106         | 17           |
| 1940 to 1949 .....                       | 1 282          | 702          | 159          | 420          | 220          | 82           | 34          | 36          | 48          | 1            |
| 1930 to 1939 .....                       | 1 073          | 625          | 137          | 306          | 183          | 52           | 26          | 21          | 24          | 5            |
| 1920 to 1929 .....                       | 845            | 341          | 144          | 361          | 214          | 51           | 29          | 34          | 33          | —            |
| 1919 or earlier .....                    | 1 033          | 380          | 164          | 489          | 232          | 90           | 51          | 72          | 44          | —            |
| <b>Median</b> .....                      | <b>1963</b>    | <b>1959</b>  | <b>1958</b>  | <b>1965</b>  | <b>1951</b>  | <b>1970</b>  | <b>1972</b> | <b>1969</b> | <b>1967</b> | <b>1992</b>  |
| <b>Rooms</b>                             |                |              |              |              |              |              |             |             |             |              |
| 1 room .....                             | 66             | —            | 4            | 62           | 5            | 21           | 3           | 15          | 19          | —            |
| 2 rooms .....                            | 148            | 8            | 11           | 129          | 15           | 24           | 25          | 33          | 32          | —            |
| 3 rooms .....                            | 1 605          | 84           | 137          | 1 381        | 273          | 273          | 281         | 237         | 318         | 3            |
| 4 rooms .....                            | 2 953          | 604          | 394          | 1 825        | 639          | 437          | 344         | 201         | 204         | 131          |
| 5 rooms .....                            | 3 212          | 1 576        | 312          | 1 055        | 522          | 200          | 124         | 102         | 107         | 270          |
| 6 rooms .....                            | 2 613          | 1 844        | 361          | 324          | 217          | 59           | 21          | 4           | 23          | 84           |
| 7 rooms .....                            | 1 283          | 1 035        | 123          | 68           | 41           | 7            | 7           | 1           | 13          | 57           |
| 8 rooms .....                            | 609            | 520          | 45           | 11           | 9            | 2            | —           | —           | —           | 33           |
| 9 rooms .....                            | 241            | 223          | 9            | —            | —            | —            | —           | —           | —           | 9            |
| 10 rooms or more .....                   | 205            | 182          | 16           | 7            | 7            | —            | —           | —           | —           | —            |
| <b>Bedrooms</b>                          |                |              |              |              |              |              |             |             |             |              |
| None .....                               | 139            | 6            | 7            | 125          | 10           | 35           | 16          | 31          | 33          | —            |
| 1 .....                                  | 2 104          | 129          | 195          | 1 777        | 363          | 339          | 358         | 314         | 403         | 3            |
| 2 .....                                  | 4 043          | 1 195        | 522          | 2 184        | 911          | 487          | 365         | 215         | 206         | 141          |
| 3 .....                                  | 4 962          | 3 366        | 554          | 680          | 388          | 138          | 60          | 29          | 65          | 362          |
| 4 or more .....                          | 1 688          | 1 380        | 133          | 96           | 55           | 22           | 6           | 4           | 9           | 80           |
| <b>Complete Bathrooms</b>                |                |              |              |              |              |              |             |             |             |              |
| None .....                               | 146            | 65           | 8            | 72           | 14           | 32           | 3           | 7           | 16          | 2            |
| 1 .....                                  | 7 160          | 2 446        | 789          | 3 807        | 1 352        | 745          | 628         | 483         | 598         | 117          |
| 1 and one-half .....                     | 2 010          | 1 203        | 304          | 430          | 176          | 104          | 64          | 33          | 52          | 72           |
| 2 or more .....                          | 3 620          | 2 361        | 310          | 553          | 185          | 140          | 109         | 69          | 50          | 395          |
| <b>Square Footage of Unit</b>            |                |              |              |              |              |              |             |             |             |              |
| Single detached and mobile homes .....   | 6 662          | 6 076        | ...          | ...          | ...          | ...          | ...         | ...         | ...         | 586          |
| Less than 500 .....                      | 124            | 89           | ...          | ...          | ...          | ...          | ...         | ...         | ...         | 35           |
| 500 to 749 .....                         | 292            | 234          | ...          | ...          | ...          | ...          | ...         | ...         | ...         | 58           |
| 750 to 999 .....                         | 521            | 420          | ...          | ...          | ...          | ...          | ...         | ...         | ...         | 101          |
| 1,000 to 1,499 .....                     | 1 862          | 1 697        | ...          | ...          | ...          | ...          | ...         | ...         | ...         | 165          |
| 1,500 to 1,999 .....                     | 1 331          | 1 250        | ...          | ...          | ...          | ...          | ...         | ...         | ...         | 81           |
| 2,000 to 2,499 .....                     | 696            | 657          | ...          | ...          | ...          | ...          | ...         | ...         | ...         | 38           |
| 2,500 to 2,999 .....                     | 368            | 348          | ...          | ...          | ...          | ...          | ...         | ...         | ...         | 19           |
| 3,000 to 3,999 .....                     | 283            | 282          | ...          | ...          | ...          | ...          | ...         | ...         | ...         | 1            |
| 4,000 or more .....                      | 221            | 215          | ...          | ...          | ...          | ...          | ...         | ...         | ...         | 6            |
| Not reported .....                       | 964            | 884          | ...          | ...          | ...          | ...          | ...         | ...         | ...         | 80           |
| <b>Median</b> .....                      | <b>1 519</b>   | <b>1 563</b> | ...          | ...          | ...          | ...          | ...         | ...         | ...         | <b>1 178</b> |
| <b>Persons per Room</b>                  |                |              |              |              |              |              |             |             |             |              |
| 0.50 or less .....                       | 8 054          | 3 870        | 873          | 3 016        | 1 049        | 614          | 527         | 354         | 472         | 295          |
| 0.51 to 1.00 .....                       | 4 449          | 2 057        | 496          | 1 637        | 605          | 358          | 263         | 205         | 206         | 259          |
| 1.01 to 1.50 .....                       | 358            | 131          | 41           | 167          | 64           | 43           | 12          | 24          | 25          | 19           |
| 1.51 or more .....                       | 75             | 18           | 1            | 43           | 10           | 7            | 2           | 11          | 13          | 14           |
| <b>Square Feet per Person</b>            |                |              |              |              |              |              |             |             |             |              |
| Single detached and mobile homes .....   | 6 662          | 6 076        | ...          | ...          | ...          | ...          | ...         | ...         | ...         | 586          |
| Less than 200 .....                      | 302            | 223          | ...          | ...          | ...          | ...          | ...         | ...         | ...         | 78           |
| 200 to 299 .....                         | 501            | 433          | ...          | ...          | ...          | ...          | ...         | ...         | ...         | 68           |
| 300 to 399 .....                         | 730            | 638          | ...          | ...          | ...          | ...          | ...         | ...         | ...         | 92           |
| 400 to 499 .....                         | 728            | 644          | ...          | ...          | ...          | ...          | ...         | ...         | ...         | 84           |
| 500 to 599 .....                         | 589            | 568          | ...          | ...          | ...          | ...          | ...         | ...         | ...         | 21           |
| 600 to 699 .....                         | 478            | 462          | ...          | ...          | ...          | ...          | ...         | ...         | ...         | 16           |
| 700 to 799 .....                         | 394            | 384          | ...          | ...          | ...          | ...          | ...         | ...         | ...         | 9            |
| 800 to 899 .....                         | 275            | 233          | ...          | ...          | ...          | ...          | ...         | ...         | ...         | 42           |
| 900 to 999 .....                         | 256            | 219          | ...          | ...          | ...          | ...          | ...         | ...         | ...         | 37           |
| 1,000 to 1,499 .....                     | 769            | 725          | ...          | ...          | ...          | ...          | ...         | ...         | ...         | 44           |
| 1,500 or more .....                      | 677            | 662          | ...          | ...          | ...          | ...          | ...         | ...         | ...         | 15           |
| Not reported .....                       | 964            | 884          | ...          | ...          | ...          | ...          | ...         | ...         | ...         | 80           |
| <b>Median</b> .....                      | <b>600</b>     | <b>619</b>   | ...          | ...          | ...          | ...          | ...         | ...         | ...         | <b>417</b>   |

**Table 5-25. Units in Structure by Selected Characteristics—Occupied Units With Black Householder—Con.**

[Numbers in thousands. Consistent with the 1990 Census. ... means not applicable or sample too small. — means zero or rounds to zero]

| Characteristics   | Total  | 1, detached | 1, attached | Multiunit |        |        |          |          |            | Mobile homes |
|---|--------|-------------|-------------|-----------|--------|--------|----------|----------|------------|--------------|
|   |        |             |             | Total     | 2 to 4 | 5 to 9 | 10 to 19 | 20 to 49 | 50 or more |              |
| <b>Equipment<sup>2</sup></b>                                    |        |             |             |           |        |        |          |          |            |              |
| Lacking complete kitchen facilities                             | 390    | 68          | 10          | 312       | 89     | 80     | 45       | 47       | 51         | —            |
| With complete kitchen (sink, refrigerator, and oven or burners) | 12 546 | 6 008       | 1 401       | 4 551     | 1 639  | 942    | 760      | 546      | 665        | 586          |
| Kitchen sink  | 12 856 | 6 051       | 1 410       | 4 808     | 1 724  | 998    | 802      | 583      | 702        | 586          |
| Refrigerator  | 12 827 | 6 051       | 1 404       | 4 786     | 1 716  | 996    | 799      | 582      | 693        | 586          |
| Cooking stove or range  | 12 773 | 6 022       | 1 403       | 4 763     | 1 697  | 991    | 799      | 585      | 692        | 584          |
| Burners, no stove or range                                      | 23     | 8           | 5           | 10        | 3      | 4      | —        | —        | 3          | —            |
| Microwave oven only   | 49     | 16          | 1           | 29        | 18     | 2      | —        | 4        | 5          | 2            |
| Dishwasher  | 4 256  | 2 187       | 461         | 1 435     | 362    | 350    | 377      | 174      | 172        | 173          |
| Washing machine   | 8 182  | 5 289       | 881         | 1 522     | 763    | 303    | 193      | 136      | 127        | 489          |
| Clothes dryer   | 6 895  | 4 686       | 709         | 1 102     | 566    | 226    | 170      | 83       | 57         | 398          |
| Disposal in kitchen sink  | 3 910  | 1 676       | 519         | 1 695     | 379    | 422    | 424      | 236      | 234        | 21           |
| Trash compactor   | 337    | 147         | 35          | 153       | 32     | 25     | 28       | 19       | 48         | 3            |
| <b>Air conditioning:</b>  |        |             |             |           |        |        |          |          |            |              |
| Central   | 6 065  | 3 073       | 587         | 2 004     | 524    | 507    | 478      | 246      | 249        | 401          |
| Additional central  | 257    | 132         | 10          | 88        | 14     | 24     | 31       | 12       | 7          | 27           |
| 1 room unit   | 2 500  | 1 015       | 267         | 1 136     | 467    | 201    | 146      | 121      | 201        | 83           |
| 2 room units  | 1 213  | 684         | 166         | 308       | 163    | 55     | 25       | 31       | 34         | 56           |
| 3 room units or more  | 489    | 360         | 62          | 58        | 23     | 12     | 11       | 1        | 12         | 9            |
| <b>Main Heating Equipment</b>                                   |        |             |             |           |        |        |          |          |            |              |
| Warm-air furnace  | 7 399  | 3 817       | 808         | 2 369     | 898    | 518    | 430      | 228      | 294        | 405          |
| Steam or hot water system                                       | 1 867  | 403         | 297         | 1 166     | 383    | 185    | 125      | 185      | 289        | —            |
| Electric heat pump  | 1 337  | 532         | 130         | 570       | 150    | 162    | 138      | 75       | 46         | 105          |
| Built-in electric units   | 435    | 122         | 47          | 253       | 63     | 49     | 55       | 47       | 40         | 12           |
| Floor, wall, or other built-in hot-air units without ducts      | 690    | 324         | 65          | 288       | 97     | 57     | 47       | 43       | 43         | 13           |
| Room heaters with flue  | 301    | 218         | 22          | 50        | 29     | 16     | 2        | —        | 3          | 11           |
| Room heaters without flue                                       | 586    | 486         | 21          | 60        | 57     | 1      | —        | 2        | —          | 19           |
| Portable electric heaters                                       | 109    | 52          | 3           | 48        | 30     | 13     | 2        | 4        | —          | 5            |
| Stoves  | 81     | 74          | 2           | —         | —      | —      | —        | —        | —          | 5            |
| Fireplaces with inserts   | 12     | 11          | —           | —         | —      | —      | —        | —        | —          | 1            |
| Fireplaces without inserts                                      | 10     | 8           | —           | —         | —      | —      | —        | —        | —          | 2            |
| Other   | 48     | 18          | 10          | 20        | 3      | 10     | 2        | 3        | 2          | —            |
| Cooking stove   | 16     | 3           | —           | 8         | 8      | —      | —        | —        | —          | 5            |
| None  | 45     | 7           | 5           | 31        | 9      | 12     | 3        | 7        | —          | 3            |
| <b>Plumbing</b>   |        |             |             |           |        |        |          |          |            |              |
| With all plumbing facilities                                    | 12 690 | 5 982       | 1 391       | 4 735     | 1 688  | 982    | 789      | 575      | 701        | 582          |
| Lacking some or all plumbing facilities <sup>2</sup>            | 246    | 94          | 20          | 127       | 40     | 39     | 15       | 18       | 15         | 4            |
| No hot piped water  | 97     | 45          | 5           | 44        | 11     | 23     | 1        | 2        | 7          | 2            |
| No bathtub and no shower  | 76     | 37          | 2           | 37        | 13     | 19     | 1        | 4        | 4          | —            |
| No flush toilet   | 70     | 36          | —           | 34        | 10     | 19     | 1        | —        | 4          | —            |
| No exclusive use  | 141    | 43          | 15          | 81        | 26     | 17     | 14       | 16       | 8          | 3            |
| <b>Primary Source of Water</b>                                  |        |             |             |           |        |        |          |          |            |              |
| Public system or private company                                | 12 342 | 5 696       | 1 408       | 4 855     | 1 725  | 1 020  | 804      | 591      | 716        | 382          |
| Well serving 1 to 5 units                                       | 581    | 370         | 3           | 3         | 3      | —      | —        | —        | —          | 204          |
| Drilled   | 423    | 274         | 1           | —         | —      | —      | —        | —        | —          | 148          |
| Dug   | 102    | 62          | 2           | —         | —      | —      | —        | —        | —          | 37           |
| Not reported  | 57     | 34          | —           | 3         | 3      | —      | —        | —        | —          | 19           |
| Other   | 13     | 9           | —           | 4         | —      | 2      | —        | 2        | —          | —            |
| <b>Units Using Each Fuel<sup>2</sup></b>                        |        |             |             |           |        |        |          |          |            |              |
| Electricity   | 12 922 | 6 073       | 1 410       | 4 852     | 1 722  | 1 022  | 804      | 589      | 716        | 586          |
| Piped gas   | 8 634  | 4 307       | 1 011       | 3 231     | 1 295  | 588    | 447      | 366      | 536        | 85           |
| Bottled gas   | 740    | 500         | 23          | 51        | 26     | 12     | 9        | 3        | —          | 166          |
| Fuel oil  | 1 943  | 633         | 261         | 994       | 258    | 137    | 112      | 186      | 302        | 55           |
| Kerosene or other liquid fuel                                   | 274    | 209         | 23          | 12        | 4      | 4      | —        | 2        | 1          | 30           |
| Coal or coke  | 2      | 2           | —           | —         | —      | —      | —        | —        | —          | —            |
| Wood  | 704    | 581         | 27          | 50        | 22     | 5      | 12       | 6        | 5          | 47           |
| Solar energy  | 7      | 7           | —           | —         | —      | —      | —        | —        | —          | —            |
| Other   | 86     | 37          | —           | 45        | 11     | 10     | 5        | 6        | 13         | 3            |
| All electric units  | 3 238  | 1 059       | 357         | 1 505     | 394    | 407    | 339      | 210      | 157        | 316          |
| <b>Selected Amenities<sup>2</sup></b>                           |        |             |             |           |        |        |          |          |            |              |
| Porch, deck, balcony, or patio                                  | 9 231  | 5 228       | 944         | 2 656     | 1 108  | 569    | 464      | 242      | 272        | 403          |
| Telephone available   | 12 084 | 5 808       | 1 266       | 4 475     | 1 589  | 937    | 764      | 535      | 650        | 534          |
| Usable fireplace  | 2 335  | 1 770       | 128         | 300       | 115    | 77     | 60       | 25       | 23         | 137          |
| Separate dining room  | 5 258  | 3 199       | 672         | 1 238     | 609    | 203    | 143      | 132      | 152        | 149          |
| With 2 or more living rooms or recreation rooms, etc.           | 2 453  | 2 101       | 144         | 113       | 71     | 17     | 16       | 1        | 7          | 96           |
| Garage or carport included with home                            | 4 612  | 3 499       | 331         | 758       | 350    | 126    | 84       | 71       | 127        | 24           |
| Not included  | 8 319  | 2 572       | 1 079       | 4 105     | 1 378  | 896    | 721      | 522      | 588        | 562          |
| Off-street parking included                                     | 6 325  | 2 148       | 656         | 3 011     | 914    | 727    | 636      | 360      | 373        | 510          |
| Off-street parking not reported                                 | 15     | 2           | 1           | 12        | 1      | —      | —        | —        | 10         | —            |
| Garage or carport not reported                                  | 6      | 4           | 1           | —         | —      | —      | —        | —        | —          | —            |
| <b>Selected Deficiencies<sup>2</sup></b>                        |        |             |             |           |        |        |          |          |            |              |
| Signs of rats in last 3 months                                  | 240    | 99          | 34          | 91        | 44     | 13     | 7        | 22       | 6          | 15           |
| Signs of mice in last 3 months                                  | 1 394  | 504         | 248         | 553       | 219    | 106    | 36       | 79       | 113        | 89           |
| Signs of rodents, not sure which kind in last 3 months          | 99     | 51          | 7           | 39        | 3      | 14     | 2        | 9        | 11         | 2            |
| Holes in floors   | 303    | 109         | 25          | 129       | 44     | 25     | 17       | 25       | 18         | 40           |
| Open cracks or holes (interior)                                 | 1 174  | 480         | 138         | 503       | 187    | 112    | 84       | 64       | 56         | 52           |
| Broken plaster or peeling paint (interior)                      | 625    | 252         | 92          | 274       | 93     | 54     | 41       | 37       | 50         | 7            |
| No electrical wiring  | —      | —           | —           | —         | —      | —      | —        | —        | —          | —            |
| Exposed wiring  | 92     | 48          | 10          | 31        | 5      | 11     | 3        | 6        | 6          | 3            |
| Rooms without electric outlets                                  | 285    | 142         | 28          | 111       | 47     | 20     | 12       | 10       | 22         | 5            |

**Table 5-25. Units in Structure by Selected Characteristics—Occupied Units With Black Householder—Con.**

[Numbers in thousands. Consistent with the 1990 Census. ... means not applicable or sample too small. — means zero or rounds to zero]

| Characteristics                                    | Total         | 1, detached   | 1, attached   | Multiunit     |               |               |               |               |               | Mobile homes  |
|--|---------------|---------------|---------------|---------------|---------------|---------------|---------------|---------------|---------------|---------------|
|  |               |               |               | Total         | 2 to 4        | 5 to 9        | 10 to 19      | 20 to 49      | 50 or more    |               |
| <b>Selected Physical Problems</b>                  |               |               |               |               |               |               |               |               |               |               |
| Severe physical problems <sup>2</sup> .....        | 446           | 159           | 46            | 234           | 74            | 58            | 20            | 36            | 46            | 8             |
| Plumbing .....                                     | 246           | 94            | 20            | 127           | 40            | 39            | 15            | 18            | 15            | 4             |
| Heating .....                                      | 166           | 50            | 22            | 91            | 24            | 19            | 3             | 14            | 32            | 3             |
| Electric .....                                     | 15            | 3             | 1             | 12            | 6             | 1             | —             | 4             | —             | —             |
| Upkeep .....                                       | 47            | 22            | 9             | 15            | 5             | 4             | 1             | 5             | —             | 2             |
| Hallways .....                                     | 1             | —             | —             | 1             | —             | 1             | —             | —             | —             | —             |
| Moderate physical problems <sup>2</sup> .....      | 1 241         | 620           | 75            | 497           | 187           | 91            | 78            | 72            | 69            | 49            |
| Plumbing .....                                     | 63            | 34            | 2             | 23            | 7             | 6             | 7             | —             | 3             | 3             |
| Heating .....                                      | 560           | 466           | 17            | 58            | 54            | 1             | —             | 2             | —             | 19            |
| Upkeep .....                                       | 348           | 126           | 53            | 142           | 51            | 13            | 29            | 28            | 21            | 26            |
| Hallways .....                                     | 40            | —             | —             | 40            | 14            | 10            | 8             | 4             | 4             | —             |
| Kitchen .....                                      | 326           | 47            | 9             | 270           | 80            | 60            | 43            | 44            | 44            | —             |
| <b>Persons</b>                                     |               |               |               |               |               |               |               |               |               |               |
| 1 person .....                                     | 3 880         | 1 326         | 425           | 1 995         | 584           | 387           | 365           | 254           | 406           | 135           |
| 2 persons .....                                    | 3 379         | 1 581         | 369           | 1 310         | 470           | 292           | 231           | 181           | 136           | 118           |
| 3 persons .....                                    | 2 243         | 1 187         | 241           | 704           | 301           | 143           | 111           | 66            | 83            | 111           |
| 4 persons .....                                    | 1 927         | 1 055         | 231           | 528           | 211           | 131           | 77            | 57            | 53            | 113           |
| 5 persons .....                                    | 936           | 576           | 89            | 211           | 106           | 52            | —             | 21            | 14            | 60            |
| 6 persons .....                                    | 328           | 194           | 34            | 78            | 40            | 14            | —             | 12            | 12            | 23            |
| 7 persons or more .....                            | 242           | 158           | 22            | 35            | 16            | 3             | 3             | 2             | 12            | 27            |
| <b>Persons 65 Years Old and Over</b>               |               |               |               |               |               |               |               |               |               |               |
| None .....   | 10 644        | 4 660         | 1 195         | 4 282         | 1 535         | 945           | 736           | 533           | 534           | 507           |
| 1 person .....                                     | 1 862         | 1 100         | 166           | 531           | 165           | 75            | 62            | 58            | 172           | 65            |
| 2 persons or more .....                            | 430           | 316           | 50            | 49            | 28            | 3             | 7             | 2             | 10            | 14            |
| <b>Age of Householder</b>                          |               |               |               |               |               |               |               |               |               |               |
| Under 25 years .....                               | 941           | 121           | 129           | 652           | 219           | 172           | 123           | 81            | 56            | 40            |
| 25 to 29 .....                                     | 1 252         | 304           | 157           | 718           | 232           | 192           | 116           | 93            | 84            | 74            |
| 30 to 34 .....                                     | 1 509         | 535           | 163           | 743           | 226           | 208           | 153           | 104           | 52            | 68            |
| 35 to 44 .....                                     | 3 162         | 1 562         | 346           | 1 104         | 432           | 183           | 185           | 160           | 144           | 150           |
| 45 to 54 .....                                     | 2 548         | 1 409         | 291           | 724           | 280           | 127           | 120           | 74            | 123           | 124           |
| 55 to 64 .....                                     | 1 523         | 922           | 136           | 408           | 177           | 74            | 43            | 27            | 86            | 57            |
| 65 to 74 .....                                     | 1 146         | 702           | 106           | 312           | 94            | 45            | 47            | 38            | 88            | 25            |
| 75 years and over .....                            | 855           | 521           | 83            | 202           | 67            | 20            | 17            | 15            | 83            | 49            |
| <b>Median</b> .....                                | <b>44</b>     | <b>49</b>     | <b>42</b>     | <b>38</b>     | <b>39</b>     | <b>34</b>     | <b>36</b>     | <b>36</b>     | <b>47</b>     | <b>42</b>     |
| <b>Household Composition by Age of Householder</b> |               |               |               |               |               |               |               |               |               |               |
| 2-or-more-person households .....                  | 9 056         | 4 750         | 987           | 2 867         | 1 144         | 635           | 439           | 339           | 310           | 452           |
| Married-couple families, no nonrelatives .....     | 3 941         | 2 607         | 362           | 740           | 332           | 138           | 91            | 82            | 97            | 232           |
| Under 25 years .....                               | 98            | 15            | 22            | 53            | 31            | 9             | 8             | 4             | —             | 8             |
| 25 to 29 years .....                               | 261           | 110           | 23            | 110           | 35            | 38            | 17            | 13            | 7             | 18            |
| 30 to 34 years .....                               | 479           | 240           | 74            | 134           | 43            | 34            | 26            | 24            | 7             | 31            |
| 35 to 44 years .....                               | 1 102         | 771           | 78            | 187           | 106           | 17            | 13            | 28            | 23            | 66            |
| 45 to 64 years .....                               | 1 499         | 1 085         | 120           | 202           | 91            | 31            | 20            | 14            | 46            | 93            |
| 65 years and over .....                            | 502           | 386           | 45            | 54            | 26            | 9             | 7             | —             | 13            | 16            |
| Other male householder .....                       | 1 053         | 456           | 122           | 432           | 156           | 93            | 78            | 59            | 45            | 43            |
| Under 45 years .....                               | 691           | 237           | 83            | 342           | 109           | 81            | 66            | 55            | 32            | 28            |
| 45 to 64 years .....                               | 247           | 144           | 28            | 64            | 34            | 10            | 13            | 4             | 4             | 11            |
| 65 years and over .....                            | 115           | 75            | 11            | 26            | 14            | 2             | —             | —             | 10            | 4             |
| Other female householder .....                     | 4 062         | 1 687         | 503           | 1 696         | 656           | 405           | 270           | 198           | 168           | 176           |
| Under 45 years .....                               | 2 610         | 807           | 343           | 1 338         | 484           | 343           | 226           | 163           | 122           | 122           |
| 45 to 64 years .....                               | 1 009         | 602           | 110           | 268           | 133           | 48            | 34            | 23            | 30            | 29            |
| 65 years and over .....                            | 443           | 278           | 50            | 89            | 39            | 13            | 9             | 12            | 16            | 25            |
| 1-person households .....                          | 3 880         | 1 326         | 425           | 1 995         | 584           | 387           | 365           | 254           | 406           | 135           |
| Male householder .....                             | 1 794         | 554           | 161           | 1 014         | 298           | 206           | 170           | 131           | 208           | 65            |
| Under 45 years .....                               | 916           | 204           | 76            | 604           | 188           | 143           | 117           | 74            | 82            | 32            |
| 45 to 64 years .....                               | 574           | 220           | 59            | 279           | 85            | 43            | 40            | 32            | 79            | 17            |
| 65 years and over .....                            | 303           | 130           | 26            | 131           | 26            | 19            | 13            | 26            | 47            | 15            |
| Female householder .....                           | 2 087         | 771           | 264           | 982           | 286           | 181           | 195           | 122           | 197           | 70            |
| Under 45 years .....                               | 707           | 136           | 97            | 448           | 114           | 90            | 104           | 78            | 61            | 26            |
| 45 to 64 years .....                               | 741           | 281           | 110           | 319           | 115           | 68            | 56            | 29            | 50            | 31            |
| 65 years and over .....                            | 638           | 354           | 57            | 214           | 57            | 22            | 34            | 15            | 86            | 13            |
| <b>Household Income</b>                            |               |               |               |               |               |               |               |               |               |               |
| Less than \$5,000 .....                            | 1 343         | 474           | 147           | 640           | 250           | 133           | 111           | 64            | 82            | 81            |
| \$5,000 to \$9,999 .....                           | 1 503         | 562           | 143           | 706           | 263           | 147           | 86            | 65            | 146           | 92            |
| \$10,000 to \$14,999 .....                         | 1 347         | 539           | 155           | 586           | 209           | 113           | 87            | 79            | 97            | 67            |
| \$15,000 to \$19,999 .....                         | 1 103         | 404           | 137           | 477           | 145           | 97            | 106           | 64            | 65            | 84            |
| \$20,000 to \$24,999 .....                         | 1 147         | 457           | 128           | 525           | 168           | 127           | 97            | 51            | 81            | 38            |
| \$25,000 to \$29,999 .....                         | 969           | 402           | 117           | 408           | 146           | 82            | 68            | 81            | 31            | 41            |
| \$30,000 to \$34,999 .....                         | 1 028         | 476           | 129           | 371           | 145           | 92            | 61            | 44            | 31            | 52            |
| \$35,000 to \$39,999 .....                         | 749           | 377           | 77            | 252           | 80            | 63            | 36            | 37            | 36            | 43            |
| \$40,000 to \$49,999 .....                         | 941           | 517           | 113           | 296           | 105           | 52            | 54            | 49            | 36            | 15            |
| \$50,000 to \$59,999 .....                         | 746           | 450           | 64            | 203           | 64            | 53            | 37            | 15            | 34            | 30            |
| \$60,000 to \$79,999 .....                         | 1 021         | 654           | 91            | 252           | 88            | 36            | 43            | 27            | 59            | 23            |
| \$80,000 to \$99,999 .....                         | 460           | 316           | 54            | 81            | 40            | 16            | 6             | 11            | 8             | 10            |
| \$100,000 to \$119,999 .....                       | 223           | 151           | 29            | 31            | 7             | 7             | 11            | 4             | 1             | 11            |
| \$120,000 or more .....                            | 357           | 295           | 27            | 35            | 18            | 4             | 1             | 3             | 9             | —             |
| <b>Median</b> .....                                | <b>25 132</b> | <b>32 084</b> | <b>24 853</b> | <b>20 211</b> | <b>19 867</b> | <b>20 813</b> | <b>20 622</b> | <b>22 408</b> | <b>17 583</b> | <b>18 143</b> |
| As percent of poverty level:                       |               |               |               |               |               |               |               |               |               |               |
| Less than 50 percent .....                         | 1 637         | 564           | 191           | 767           | 321           | 153           | 128           | 77            | 87            | 115           |
| 50 to 99 .....                                     | 1 762         | 707           | 154           | 782           | 275           | 174           | 85            | 82            | 166           | 120           |
| 100 to 149 .....                                   | 1 609         | 721           | 209           | 597           | 209           | 126           | 95            | 85            | 81            | 82            |
| 150 to 199 .....                                   | 1 364         | 564           | 134           | 604           | 208           | 145           | 120           | 60            | 71            | 61            |
| 200 percent or more .....                          | 6 565         | 3 521         | 723           | 2 113         | 715           | 424           | 376           | 288           | 310           | 209           |

Table 5-25. **Units in Structure by Selected Characteristics—Occupied Units With Black Householder—Con.**

[Numbers in thousands. Consistent with the 1990 Census. ... means not applicable or sample too small. – means zero or rounds to zero]

| Characteristics   | Total         | 1, detached   | 1, attached   | Multiunit     |               |               |               |               |               | Mobile homes  |
|---|---------------|---------------|---------------|---------------|---------------|---------------|---------------|---------------|---------------|---------------|
|   |               |               |               | Total         | 2 to 4        | 5 to 9        | 10 to 19      | 20 to 49      | 50 or more    |               |
| <b>Income of Families and Primary Individuals</b>                     |               |               |               |               |               |               |               |               |               |               |
| Less than \$5,000 .....   | 1 438         | 495           | 155           | 702           | 286           | 142           | 111           | 69            | 94            | 86            |
| \$5,000 to \$9,999 .....  | 1 548         | 582           | 147           | 726           | 268           | 151           | 88            | 74            | 144           | 92            |
| \$10,000 to \$14,999 .....  | 1 379         | 549           | 159           | 605           | 201           | 126           | 102           | 79            | 97            | 65            |
| \$15,000 to \$19,999 .....  | 1 106         | 421           | 136           | 465           | 154           | 94            | 98            | 61            | 57            | 84            |
| \$20,000 to \$24,999 .....  | 1 214         | 463           | 132           | 559           | 172           | 138           | 105           | 63            | 81            | 60            |
| \$25,000 to \$29,999 .....  | 994           | 409           | 117           | 423           | 147           | 87            | 75            | 75            | 38            | 44            |
| \$30,000 to \$34,999 .....  | 1 010         | 467           | 133           | 377           | 134           | 99            | 69            | 44            | 31            | 33            |
| \$35,000 to \$39,999 .....  | 721           | 364           | 73            | 244           | 73            | 61            | 33            | 34            | 42            | 40            |
| \$40,000 to \$49,999 .....  | 873           | 502           | 102           | 260           | 98            | 44            | 50            | 39            | 29            | 9             |
| \$50,000 to \$59,999 .....  | 687           | 441           | 61            | 156           | 51            | 31            | 31            | 12            | 31            | 30            |
| \$60,000 to \$79,999 .....  | 965           | 633           | 90            | 219           | 80            | 28            | 29            | 27            | 55            | 23            |
| \$80,000 to \$99,999 .....  | 447           | 306           | 55            | 77            | 39            | 16            | 6             | 11            | 6             | 10            |
| \$100,000 to \$119,999 .....  | 205           | 151           | 25            | 18            | 7             | 4             | 4             | 3             | 1             | 11            |
| \$120,000 or more .....   | 350           | 291           | 27            | 32            | 18            | 1             | 1             | 3             | 9             | –             |
| <b>Median</b> .....   | <b>24 111</b> | <b>31 255</b> | <b>24 145</b> | <b>19 282</b> | <b>18 532</b> | <b>19 870</b> | <b>20 112</b> | <b>21 021</b> | <b>16 994</b> | <b>17 957</b> |
| <b>Monthly Housing Costs</b>  |               |               |               |               |               |               |               |               |               |               |
| Less than \$100 .....   | 308           | 84            | 27            | 172           | 48            | 34            | 39            | 10            | 40            | 25            |
| \$100 to \$199 .....  | 1 336         | 671           | 151           | 384           | 93            | 86            | 44            | 46            | 115           | 130           |
| \$200 to \$249 .....  | 741           | 463           | 55            | 183           | 73            | 49            | 25            | 7             | 29            | 41            |
| \$250 to \$299 .....  | 666           | 355           | 79            | 193           | 79            | 50            | 25            | 16            | 23            | 38            |
| \$300 to \$349 .....  | 692           | 336           | 79            | 224           | 102           | 53            | 30            | 8             | 31            | 52            |
| \$350 to \$399 .....  | 675           | 322           | 62            | 308           | 137           | 66            | 40            | 51            | 15            | 23            |
| \$400 to \$449 .....  | 805           | 315           | 70            | 368           | 153           | 76            | 65            | 34            | 39            | 52            |
| \$450 to \$499 .....  | 815           | 259           | 77            | 428           | 164           | 81            | 75            | 72            | 36            | 51            |
| \$500 to \$599 .....  | 1 489         | 522           | 151           | 765           | 228           | 168           | 172           | 95            | 103           | 51            |
| \$600 to \$699 .....  | 1 286         | 453           | 177           | 614           | 184           | 120           | 98            | 113           | 100           | 42            |
| \$700 to \$799 .....  | 994           | 392           | 158           | 413           | 126           | 89            | 78            | 50            | 69            | 31            |
| \$800 to \$999 .....  | 1 197         | 671           | 127           | 379           | 131           | 74            | 54            | 62            | 59            | 19            |
| \$1,000 to \$1,249 .....  | 691           | 475           | 61            | 140           | 68            | 24            | 23            | 9             | 16            | 15            |
| \$1,250 to \$1,499 .....  | 335           | 274           | 37            | 23            | 12            | 2             | 3             | 3             | 4             | –             |
| \$1,500 or more .....   | 505           | 347           | 56            | 101           | 61            | 11            | 11            | 4             | 13            | 2             |
| No cash rent .....  | 402           | 176           | 45            | 168           | 70            | 40            | 22            | 11            | 25            | 12            |
| <b>Median (excludes no cash rent)</b> .....                           | <b>515</b>    | <b>535</b>    | <b>555</b>    | <b>512</b>    | <b>494</b>    | <b>497</b>    | <b>528</b>    | <b>548</b>    | <b>518</b>    | <b>350</b>    |
| <b>Monthly Housing Costs as Percent of Current Income<sup>3</sup></b> |               |               |               |               |               |               |               |               |               |               |
| Less than 5 percent .....   | 433           | 281           | 52            | 67            | 19            | 6             | 7             | 9             | 26            | 34            |
| 5 to 9 percent .....  | 1 143         | 788           | 100           | 189           | 72            | 47            | 19            | 19            | 31            | 67            |
| 10 to 14 percent .....  | 1 440         | 789           | 137           | 409           | 123           | 80            | 97            | 49            | 59            | 105           |
| 15 to 19 percent .....  | 1 541         | 788           | 192           | 511           | 201           | 97            | 101           | 47            | 65            | 50            |
| 20 to 24 percent .....  | 1 465         | 681           | 152           | 612           | 193           | 160           | 91            | 68            | 100           | 20            |
| 25 to 29 percent .....  | 1 235         | 493           | 143           | 561           | 180           | 128           | 82            | 81            | 90            | 38            |
| 30 to 34 percent .....  | 933           | 364           | 111           | 426           | 111           | 83            | 102           | 69            | 62            | 32            |
| 35 to 39 percent .....  | 721           | 283           | 94            | 308           | 126           | 62            | 42            | 36            | 42            | 36            |
| 40 to 49 percent .....  | 866           | 346           | 87            | 394           | 136           | 78            | 68            | 59            | 53            | 40            |
| 50 to 59 percent .....  | 542           | 229           | 66            | 223           | 84            | 36            | 30            | 37            | 36            | 24            |
| 60 to 69 percent .....  | 313           | 132           | 32            | 141           | 53            | 31            | 30            | 12            | 14            | 8             |
| 70 to 99 percent .....  | 533           | 215           | 58            | 232           | 92            | 57            | 31            | 25            | 27            | 29            |
| 100 percent or more <sup>4</sup> .....                                | 959           | 348           | 101           | 449           | 191           | 91            | 58            | 50            | 59            | 62            |
| Zero or negative income .....   | 409           | 164           | 42            | 176           | 79            | 26            | 24            | 20            | 27            | 28            |
| No cash rent .....  | 402           | 176           | 45            | 168           | 70            | 40            | 22            | 11            | 25            | 12            |
| <b>Median (excludes 2 previous lines)</b> .....                       | <b>25</b>     | <b>22</b>     | <b>26</b>     | <b>29</b>     | <b>30</b>     | <b>28</b>     | <b>29</b>     | <b>31</b>     | <b>28</b>     | <b>24</b>     |
| <b>Median (excludes 3 lines before medians)</b> .....                 | <b>23</b>     | <b>20</b>     | <b>24</b>     | <b>27</b>     | <b>27</b>     | <b>27</b>     | <b>27</b>     | <b>29</b>     | <b>26</b>     | <b>19</b>     |

<sup>1</sup>For mobile homes, oldest category is 1939 or earlier.

<sup>2</sup>Figures may not add to total because more than one category may apply to a unit.

<sup>3</sup>Beginning with 1989 this item uses current income in its calculation, see Appendix A.

<sup>4</sup>May reflect a temporary situation, living off savings, or response error.

**Table 6-1. Introductory Characteristics—Occupied Units With Hispanic Householder**

[Numbers in thousands. Consistent with the 1990 Census. ... means not applicable or sample too small. – means zero or rounds to zero]

| Characteristics                                 | Total occupied units | Tenure       |              | Housing unit characteristics |              |                   |             | Household characteristics   |                    |                     |
|---|----------------------|--------------|--------------|------------------------------|--------------|-------------------|-------------|-----------------------------|--------------------|---------------------|
|   |                      | Owner        | Renter       | New construction 4 years     | Mobile homes | Physical problems |             | Elderly (65 years and over) | Moved in past year | Below poverty level |
|   |                      |              |              |                              |              | Severe            | Moderate    |                             |                    |                     |
| <b>1 Total</b> .....                            | <b>9 041</b>         | <b>4 087</b> | <b>4 955</b> | <b>373</b>                   | <b>401</b>   | <b>344</b>        | <b>724</b>  | <b>1 022</b>                | <b>2 122</b>       | <b>2 052</b>        |
| <b>Tenure</b>                                   |                      |              |              |                              |              |                   |             |                             |                    |                     |
| 2 Owner occupied .....                          | 4 087                | 4 087        | ...          | 269                          | 269          | 79                | 281         | 667                         | 452                | 532                 |
| 3 Percent of all occupied .....                 | 45.2                 | 100.0        | ...          | 72.3                         | 67.0         | 23.0              | 38.9        | 65.3                        | 21.3               | 25.9                |
| 4 Renter occupied .....                         | 4 955                | ...          | 4 955        | 103                          | 133          | 265               | 442         | 355                         | 1 670              | 1 520               |
| <b>Race and Origin</b>                          |                      |              |              |                              |              |                   |             |                             |                    |                     |
| 5 White .....                                   | 6 733                | 3 326        | 3 408        | 289                          | 301          | 239               | 539         | 870                         | 1 473              | 1 482               |
| 6 Non-Hispanic .....                            | ...                  | ...          | ...          | ...                          | ...          | ...               | ...         | ...                         | ...                | ...                 |
| 7 Hispanic .....                                | 6 733                | 3 326        | 3 408        | 289                          | 301          | 239               | 539         | 870                         | 1 473              | 1 482               |
| 8 Black .....                                   | 235                  | 97           | 139          | 3                            | 5            | 10                | 19          | 33                          | 42                 | 58                  |
| 9 American Indian, Eskimo, and Aleut .....      | 65                   | 28           | 37           | 1                            | 4            | 4                 | 16          | 1                           | 10                 | 21                  |
| 10 Asian and Pacific Islander .....             | 57                   | 40           | 17           | 4                            | —            | 2                 | 7           | 11                          | 12                 | 11                  |
| 11 Other .....                                  | 1 950                | 596          | 1 354        | 75                           | 91           | 89                | 142         | 107                         | 585                | 480                 |
| 12 Total Hispanic .....                         | 9 041                | 4 087        | 4 955        | 373                          | 401          | 344               | 724         | 1 022                       | 2 122              | 2 052               |
| <b>Units in Structure</b>                       |                      |              |              |                              |              |                   |             |                             |                    |                     |
| 13 1, detached .....                            | 4 372                | 3 393        | 979          | 233                          | ...          | 99                | 338         | 627                         | 692                | 679                 |
| 14 1, attached .....                            | 740                  | 194          | 546          | 36                           | ...          | 17                | 18          | 63                          | 241                | 204                 |
| 15 2 to 4 .....                                 | 1 137                | 122          | 1 016        | 18                           | ...          | 48                | 113         | 83                          | 356                | 340                 |
| 16 5 to 9 .....                                 | 725                  | 23           | 702          | 22                           | ...          | 33                | 69          | 42                          | 231                | 169                 |
| 17 10 to 19 .....                               | 613                  | 18           | 596          | 17                           | ...          | 39                | 45          | 40                          | 256                | 186                 |
| 18 20 to 49 .....                               | 605                  | 24           | 581          | 8                            | ...          | 65                | 61          | 58                          | 155                | 192                 |
| 19 50 or more .....                             | 447                  | 44           | 402          | 5                            | ...          | 36                | 22          | 85                          | 118                | 156                 |
| 20 Mobile home or trailer .....                 | 401                  | 269          | 133          | 33                           | 401          | 9                 | 57          | 23                          | 73                 | 127                 |
| <b>Cooperatives and Condominiums</b>            |                      |              |              |                              |              |                   |             |                             |                    |                     |
| 21 Cooperatives .....                           | 54                   | 23           | 31           | 4                            | —            | 6                 | 7           | 20                          | 10                 | 19                  |
| 22 Condominiums .....                           | 381                  | 161          | 219          | 17                           | —            | 8                 | 28          | 55                          | 91                 | 83                  |
| <b>Year Structure Built<sup>1</sup></b>         |                      |              |              |                              |              |                   |             |                             |                    |                     |
| 23 2000 to 2004 .....                           | —                    | —            | —            | —                            | —            | —                 | —           | —                           | —                  | —                   |
| 24 1995 to 1999 .....                           | 466                  | 324          | 142          | 373                          | 44           | 3                 | 2           | 38                          | 148                | 82                  |
| 25 1990 to 1994 .....                           | 424                  | 268          | 156          | —                            | 52           | 6                 | 33          | 41                          | 62                 | 56                  |
| 26 1985 to 1989 .....                           | 545                  | 239          | 306          | ...                          | 30           | 17                | 26          | 46                          | 136                | 103                 |
| 27 1980 to 1984 .....                           | 625                  | 257          | 368          | ...                          | 45           | 13                | 36          | 29                          | 202                | 159                 |
| 28 1975 to 1979 .....                           | 927                  | 394          | 534          | ...                          | 99           | 22                | 54          | 116                         | 219                | 198                 |
| 29 1970 to 1974 .....                           | 875                  | 364          | 511          | ...                          | 69           | 20                | 35          | 102                         | 226                | 198                 |
| 30 1960 to 1969 .....                           | 1 295                | 538          | 757          | ...                          | 46           | 40                | 114         | 154                         | 321                | 324                 |
| 31 1950 to 1959 .....                           | 1 255                | 707          | 548          | ...                          | 9            | 46                | 103         | 203                         | 229                | 237                 |
| 32 1940 to 1949 .....                           | 932                  | 422          | 510          | ...                          | 1            | 56                | 132         | 113                         | 186                | 271                 |
| 33 1930 to 1939 .....                           | 645                  | 248          | 397          | ...                          | 5            | 46                | 61          | 62                          | 164                | 167                 |
| 34 1920 to 1929 .....                           | 448                  | 149          | 299          | ...                          | —            | 28                | 67          | 61                          | 89                 | 101                 |
| 35 1919 or earlier .....                        | 605                  | 177          | 428          | ...                          | —            | 48                | 61          | 58                          | 139                | 156                 |
| 36 Median .....                                 | <b>1965</b>          | <b>1966</b>  | <b>1964</b>  | <b>1995+</b>                 | <b>1979</b>  | <b>1949</b>       | <b>1954</b> | <b>1961</b>                 | <b>1968</b>        | <b>1963</b>         |
| <b>Metropolitan/Nonmetropolitan Areas</b>       |                      |              |              |                              |              |                   |             |                             |                    |                     |
| 37 Inside metropolitan statistical areas .....  | 8 194                | 3 597        | 4 597        | 306                          | 244          | 320               | 589         | 919                         | 1 958              | 1 819               |
| 38 In central cities .....                      | 4 300                | 1 502        | 2 799        | 106                          | 43           | 236               | 396         | 465                         | 1 038              | 1 100               |
| 39 Suburbs .....                                | 3 894                | 2 096        | 1 798        | 200                          | 201          | 84                | 193         | 455                         | 920                | 719                 |
| 40 Outside metropolitan statistical areas ..... | 847                  | 489          | 358          | 66                           | 157          | 24                | 134         | 103                         | 164                | 234                 |
| <b>Regions</b>                                  |                      |              |              |                              |              |                   |             |                             |                    |                     |
| 41 Northeast .....                              | 1 460                | 369          | 1 091        | 6                            | 13           | 106               | 82          | 168                         | 266                | 357                 |
| 42 Midwest .....                                | 680                  | 359          | 321          | 28                           | 32           | 24                | 32          | 65                          | 179                | 104                 |
| 43 South .....                                  | 3 168                | 1 691        | 1 477        | 154                          | 214          | 71                | 404         | 420                         | 748                | 672                 |
| 44 West .....                                   | 3 734                | 1 668        | 2 066        | 184                          | 143          | 144               | 206         | 369                         | 930                | 920                 |
| <b>Urbanized Areas</b>                          |                      |              |              |                              |              |                   |             |                             |                    |                     |
| 45 Inside urbanized areas .....                 | ...                  | ...          | ...          | ...                          | ...          | ...               | ...         | ...                         | ...                | ...                 |
| 46 In central cities of MSAs .....              | ...                  | ...          | ...          | ...                          | ...          | ...               | ...         | ...                         | ...                | ...                 |
| 47 Urban fringe .....                           | ...                  | ...          | ...          | ...                          | ...          | ...               | ...         | ...                         | ...                | ...                 |
| 48 Outside urbanized areas .....                | ...                  | ...          | ...          | ...                          | ...          | ...               | ...         | ...                         | ...                | ...                 |
| 49 Other urban .....                            | ...                  | ...          | ...          | ...                          | ...          | ...               | ...         | ...                         | ...                | ...                 |
| 50 Rural .....                                  | ...                  | ...          | ...          | ...                          | ...          | ...               | ...         | ...                         | ...                | ...                 |
| <b>Place Size</b>                               |                      |              |              |                              |              |                   |             |                             |                    |                     |
| 51 Less than 2,500 persons .....                | 152                  | 79           | 73           | 3                            | 14           | 7                 | 6           | 23                          | 33                 | 49                  |
| 52 2,500 to 9,999 persons .....                 | 642                  | 391          | 251          | 30                           | 67           | 18                | 68          | 96                          | 140                | 137                 |
| 53 10,000 to 19,999 persons .....               | 642                  | 374          | 267          | 12                           | 25           | 14                | 53          | 66                          | 135                | 87                  |
| 54 20,000 to 49,999 persons .....               | 1 237                | 544          | 692          | 54                           | 14           | 38                | 58          | 140                         | 323                | 265                 |
| 55 50,000 to 99,999 persons .....               | 1 156                | 507          | 649          | 38                           | 31           | 41                | 92          | 138                         | 314                | 269                 |
| 56 100,000 to 249,999 persons .....             | 989                  | 393          | 596          | 30                           | 20           | 47                | 64          | 111                         | 249                | 221                 |
| 57 250,000 to 499,999 persons .....             | 675                  | 305          | 370          | 22                           | 1            | 19                | 35          | 94                          | 195                | 167                 |
| 58 500,000 to 999,999 persons .....             | 615                  | 250          | 365          | 25                           | 8            | 18                | 114         | 58                          | 140                | 159                 |
| 59 1,000,000 persons or more .....              | 1 392                | 317          | 1 075        | 9                            | 2            | 127               | 120         | 135                         | 278                | 411                 |

<sup>1</sup>For mobile homes, oldest category is 1939 or earlier.

| Total occupied units | In MSAs        |              | Outside MSAs | Urban        |              | Rural        |             |              | Regions      |             |              |              |           |
|----------------------|----------------|--------------|--------------|--------------|--------------|--------------|-------------|--------------|--------------|-------------|--------------|--------------|-----------|
|                      | Central cities | Suburbs      |              | Total        | Outside MSAs | Total        | Suburbs     | Outside MSAs | Northeast    | Midwest     | South        | West         |           |
| <b>9 041</b>         | <b>4 300</b>   | <b>3 894</b> | <b>847</b>   | <b>7 990</b> | <b>438</b>   | <b>1 051</b> | <b>638</b>  | <b>408</b>   | <b>1 460</b> | <b>680</b>  | <b>3 168</b> | <b>3 734</b> | <b>1</b>  |
| 4 087                | 1 502          | 2 096        | 489          | 3 413        | 232          | 674          | 412         | 257          | 369          | 359         | 1 691        | 1 668        | 2         |
| 45.2                 | 34.9           | 53.8         | 57.8         | 42.7         | 53.0         | 64.1         | 64.6        | 62.9         | 25.3         | 52.8        | 53.4         | 44.7         | 3         |
| 4 955                | 2 799          | 1 798        | 358          | 4 577        | 206          | 377          | 226         | 151          | 1 091        | 321         | 1 477        | 2 066        | 4         |
| 6 733                | 2 983          | 3 085        | 665          | 5 858        | 359          | 875          | 564         | 306          | 864          | 443         | 2 634        | 2 792        | 5         |
| ...                  | ...            | ...          | ...          | ...          | ...          | ...          | ...         | ...          | ...          | ...         | ...          | ...          | 6         |
| 6 733                | 2 983          | 3 085        | 665          | 5 858        | 359          | 875          | 564         | 306          | 864          | 443         | 2 634        | 2 792        | 7         |
| 235                  | 151            | 71           | 14           | 219          | 3            | 16           | 5           | 11           | 89           | 35          | 82           | 29           | 8         |
| 65                   | 25             | 19           | 22           | 56           | 15           | 9            | 2           | 7            | 7            | 1           | 11           | 45           | 9         |
| 57                   | 21             | 36           | —            | 52           | —            | 5            | 5           | —            | 8            | 7           | 2            | 40           | 10        |
| 1 950                | 1 121          | 683          | 146          | 1 805        | 62           | 146          | 62          | 84           | 491          | 194         | 438          | 827          | 11        |
| 9 041                | 4 300          | 3 894        | 847          | 7 990        | 438          | 1 051        | 638         | 408          | 1 460        | 680         | 3 168        | 3 734        | 12        |
| 4 372                | 1 662          | 2 174        | 536          | 3 693        | 279          | 680          | 418         | 257          | 294          | 332         | 1 734        | 2 013        | 13        |
| 740                  | 364            | 353          | 24           | 686          | 19           | 54           | 49          | 5            | 156          | 28          | 266          | 291          | 14        |
| 1 137                | 684            | 368          | 85           | 1 109        | 80           | 29           | 23          | 5            | 303          | 148         | 227          | 459          | 15        |
| 725                  | 462            | 236          | 27           | 701          | 22           | 24           | 19          | 5            | 145          | 60          | 228          | 292          | 16        |
| 613                  | 352            | 249          | 12           | 581          | 8            | 33           | 28          | 4            | 89           | 33          | 248          | 242          | 17        |
| 605                  | 421            | 179          | 6            | 588          | 2            | 17           | 13          | 4            | 245          | 24          | 161          | 175          | 18        |
| 447                  | 312            | 135          | —            | 447          | —            | —            | —           | —            | 214          | 24          | 89           | 119          | 19        |
| 401                  | 43             | 201          | 157          | 187          | 29           | 215          | 87          | 128          | 13           | 32          | 214          | 143          | 20        |
| 54                   | 43             | 11           | —            | 54           | —            | —            | —           | —            | 42           | 2           | —            | 10           | 21        |
| 381                  | 161            | 207          | 13           | 351          | 6            | 29           | 22          | 7            | 45           | 20          | 180          | 135          | 22        |
| —                    | —              | —            | —            | —            | —            | —            | —           | —            | —            | —           | —            | —            | 23        |
| 466                  | 118            | 273          | 75           | 341          | 29           | 124          | 78          | 46           | 12           | 34          | 201          | 219          | 24        |
| 424                  | 122            | 239          | 64           | 305          | 29           | 119          | 84          | 35           | 24           | 41          | 186          | 174          | 25        |
| 545                  | 201            | 289          | 55           | 423          | 21           | 122          | 83          | 35           | 34           | 25          | 215          | 271          | 26        |
| 625                  | 229            | 340          | 56           | 504          | 32           | 121          | 97          | 24           | 20           | 28          | 362          | 215          | 27        |
| 927                  | 387            | 431          | 109          | 773          | 39           | 154          | 84          | 70           | 72           | 50          | 393          | 412          | 28        |
| 875                  | 399            | 415          | 60           | 821          | 45           | 53           | 38          | 15           | 74           | 30          | 400          | 371          | 29        |
| 1 295                | 582            | 655          | 57           | 1 202        | 37           | 92           | 72          | 20           | 153          | 114         | 427          | 601          | 30        |
| 1 255                | 621            | 536          | 98           | 1 178        | 55           | 76           | 34          | 42           | 157          | 71          | 394          | 632          | 31        |
| 932                  | 531            | 300          | 101          | 879          | 75           | 52           | 27          | 25           | 186          | 51          | 307          | 387          | 32        |
| 645                  | 408            | 165          | 72           | 581          | 22           | 65           | 15          | 50           | 185          | 69          | 161          | 229          | 33        |
| 448                  | 293            | 117          | 37           | 409          | 15           | 40           | 17          | 23           | 179          | 73          | 76           | 120          | 34        |
| 605                  | 409            | 133          | 63           | 572          | 40           | 33           | 10          | 23           | 364          | 94          | 45           | 103          | 35        |
| <b>1965</b>          | <b>1958</b>    | <b>1970</b>  | <b>1969</b>  | <b>1963</b>  | <b>1963</b>  | <b>1979</b>  | <b>1981</b> | <b>1975</b>  | <b>1940</b>  | <b>1957</b> | <b>1972</b>  | <b>1967</b>  | <b>36</b> |
| 8 194                | 4 300          | 3 894        | ...          | 7 552        | ...          | 643          | 638         | ...          | 1 427        | 595         | 2 811        | 3 361        | 37        |
| 4 300                | 4 300          | ...          | ...          | 4 296        | ...          | ...          | ...         | ...          | 985          | 347         | 1 445        | 1 524        | 38        |
| 3 894                | ...            | 3 894        | ...          | 3 256        | ...          | 638          | 638         | ...          | 442          | 248         | 1 367        | 1 837        | 39        |
| 847                  | ...            | ...          | 847          | 438          | 438          | 408          | ...         | 408          | 32           | 85          | 356          | 373          | 40        |
| 1 460                | 985            | 442          | 32           | 1 393        | 7            | 66           | 41          | 25           | 1 460        | ...         | ...          | ...          | 41        |
| 680                  | 347            | 248          | 85           | 589          | 43           | 91           | 49          | 42           | ...          | 680         | ...          | ...          | 42        |
| 3 168                | 1 445          | 1 367        | 356          | 2 631        | 161          | 537          | 337         | 195          | ...          | ...         | 3 168        | ...          | 43        |
| 3 734                | 1 524          | 1 837        | 373          | 3 377        | 227          | 357          | 211         | 146          | ...          | ...         | ...          | 3 734        | 44        |
| ...                  | ...            | ...          | ...          | ...          | ...          | ...          | ...         | ...          | ...          | ...         | ...          | ...          | 45        |
| ...                  | ...            | ...          | ...          | ...          | ...          | ...          | ...         | ...          | ...          | ...         | ...          | ...          | 46        |
| ...                  | ...            | ...          | ...          | ...          | ...          | ...          | ...         | ...          | ...          | ...         | ...          | ...          | 47        |
| ...                  | ...            | ...          | ...          | ...          | ...          | ...          | ...         | ...          | ...          | ...         | ...          | ...          | 48        |
| ...                  | ...            | ...          | ...          | ...          | ...          | ...          | ...         | ...          | ...          | ...         | ...          | ...          | 49        |
| ...                  | ...            | ...          | ...          | ...          | ...          | ...          | ...         | ...          | ...          | ...         | ...          | ...          | 50        |
| 152                  | —              | 68           | 84           | 7            | —            | 145          | 61          | 84           | 12           | 16          | 87           | 37           | 51        |
| 642                  | —              | 447          | 194          | 632          | 193          | 10           | 8           | 1            | 43           | 52          | 283          | 264          | 52        |
| 642                  | 29             | 507          | 105          | 639          | 105          | 2            | —           | —            | 92           | 50          | 259          | 240          | 53        |
| 1 237                | 269            | 857          | 111          | 1 237        | 111          | —            | —           | —            | 176          | 93          | 317          | 651          | 54        |
| 1 156                | 516            | 625          | 14           | 1 154        | 14           | 2            | 2           | —            | 195          | 105         | 310          | 547          | 55        |
| 989                  | 804            | 185          | —            | 989          | —            | —            | —           | —            | 141          | 41          | 286          | 521          | 56        |
| 675                  | 675            | —            | —            | 673          | —            | 2            | —           | —            | 25           | 28          | 345          | 278          | 57        |
| 615                  | 615            | —            | —            | 615          | —            | —            | —           | —            | 19           | 34          | 307          | 256          | 58        |
| 1 392                | 1 392          | —            | —            | 1 392        | —            | —            | —           | —            | 640          | 157         | 202          | 392          | 59        |



**Table 6-2. Height and Condition of Building—Occupied Units With Hispanic Householder**

[Numbers in thousands. Consistent with the 1990 Census. ... means not applicable or sample too small. — means zero or rounds to zero]

| Characteristics  | Total occupied units | Tenure       |              | Housing unit characteristics |              |                   |            |                             | Household characteristics |                     |  |
|--|----------------------|--------------|--------------|------------------------------|--------------|-------------------|------------|-----------------------------|---------------------------|---------------------|--|
|  |                      | Owner        | Renter       | New construction 4 years     | Mobile homes | Physical problems |            | Elderly (65 years and over) | Moved in past year        | Below poverty level |  |
|  |                      |              |              |                              |              | Severe            | Moderate   |                             |                           |                     |  |
| <b>1 Total</b> .....   | <b>9 041</b>         | <b>4 087</b> | <b>4 955</b> | <b>373</b>                   | <b>401</b>   | <b>344</b>        | <b>724</b> | <b>1 022</b>                | <b>2 122</b>              | <b>2 052</b>        |  |
| <b>Stories in Structure<sup>1</sup></b>                      |                      |              |              |                              |              |                   |            |                             |                           |                     |  |
| 2 1 .....  | 4 029                | 2 520        | 1 509        | 158                          | ...          | 90                | 384        | 568                         | 743                       | 860                 |  |
| 3 2 .....  | 2 626                | 781          | 1 844        | 125                          | ...          | 112               | 157        | 213                         | 797                       | 581                 |  |
| 4 3 .....  | 1 124                | 397          | 728          | 51                           | ...          | 49                | 71         | 87                          | 343                       | 211                 |  |
| 5 4 to 6 .....   | 668                  | 104          | 564          | 4                            | ...          | 65                | 49         | 77                          | 135                       | 194                 |  |
| 6 7 or more .....  | 193                  | 16           | 177          | —                            | ...          | 19                | 6          | 54                          | 31                        | 80                  |  |
| <b>Stories Between Main and Apartment Entrances</b>          |                      |              |              |                              |              |                   |            |                             |                           |                     |  |
| 7 Multiunits, 2 or more floors .....                         | 3 034                | 190          | 2 844        | 55                           | ...          | 209               | 252        | 257                         | 979                       | 862                 |  |
| 8 None (on same floor) .....                                 | 908                  | 67           | 840          | 12                           | ...          | 60                | 77         | 63                          | 327                       | 233                 |  |
| 9 1 (up or down) .....                                       | 868                  | 50           | 819          | 15                           | ...          | 33                | 76         | 56                          | 323                       | 240                 |  |
| 10 2 or more (up or down) .....                              | 1 258                | 73           | 1 185        | 29                           | ...          | 115               | 99         | 139                         | 329                       | 389                 |  |
| <b>Common Stairways</b>                                      |                      |              |              |                              |              |                   |            |                             |                           |                     |  |
| 11 Multiunits, 2 or more floors .....                        | 3 034                | 190          | 2 844        | 55                           | ...          | 209               | 252        | 257                         | 979                       | 862                 |  |
| 12 No common stairways .....                                 | 172                  | 11           | 161          | 4                            | ...          | 19                | 17         | 15                          | 79                        | 49                  |  |
| 13 With common stairways .....                               | 2 780                | 167          | 2 613        | 51                           | ...          | 190               | 230        | 234                         | 867                       | 785                 |  |
| 14 No loose steps .....                                      | 2 252                | 144          | 2 108        | 46                           | ...          | 126               | 170        | 180                         | 690                       | 592                 |  |
| 15 Railings not loose .....                                  | 1 791                | 114          | 1 678        | 43                           | ...          | 93                | 119        | 146                         | 558                       | 441                 |  |
| 16 Railings loose .....                                      | 389                  | 26           | 363          | 3                            | ...          | 28                | 43         | 28                          | 108                       | 135                 |  |
| 17 No railings .....   | 46                   | 3            | 43           | —                            | ...          | 2                 | 6          | 6                           | 14                        | 8                   |  |
| 18 Status of railings not reported .....                     | 24                   | 1            | 24           | —                            | ...          | 2                 | 2          | —                           | 10                        | 9                   |  |
| 19 Loose steps .....   | 528                  | 23           | 505          | 5                            | ...          | 64                | 60         | 54                          | 177                       | 193                 |  |
| 20 Railings not loose .....                                  | 443                  | 17           | 426          | 5                            | ...          | 53                | 28         | 50                          | 158                       | 148                 |  |
| 21 Railings loose .....                                      | 84                   | 6            | 77           | —                            | ...          | 11                | 32         | 4                           | 19                        | 45                  |  |
| 22 No railings .....   | —                    | —            | —            | —                            | ...          | —                 | —          | —                           | —                         | —                   |  |
| 23 Status of railings not reported .....                     | 1                    | —            | 1            | —                            | ...          | —                 | —          | —                           | —                         | —                   |  |
| 24 Status of stairways not reported .....                    | 82                   | 12           | 70           | —                            | ...          | —                 | 4          | 8                           | 34                        | 28                  |  |
| <b>Light Fixtures in Public Halls</b>                        |                      |              |              |                              |              |                   |            |                             |                           |                     |  |
| 25 2 or more units in structure .....                        | 3 527                | 231          | 3 296        | 70                           | ...          | 220               | 311        | 309                         | 1 116                     | 1 042               |  |
| 26 No public halls .....                                     | 611                  | 37           | 574          | 17                           | ...          | 33                | 55         | 50                          | 226                       | 195                 |  |
| 27 No light fixtures in public halls .....                   | 69                   | 8            | 61           | —                            | ...          | 4                 | 3          | —                           | 25                        | 17                  |  |
| 28 All in working order .....                                | 2 422                | 162          | 2 260        | 49                           | ...          | 144               | 188        | 232                         | 726                       | 684                 |  |
| 29 Some in working order .....                               | 96                   | —            | 96           | —                            | ...          | 21                | 1          | 5                           | 34                        | 37                  |  |
| 30 None in working order .....                               | 205                  | 10           | 195          | 4                            | ...          | 14                | 54         | 15                          | 56                        | 66                  |  |
| 31 Not reported .....  | 124                  | 14           | 110          | —                            | ...          | 4                 | 10         | 7                           | 49                        | 43                  |  |
| <b>Elevator on Floor</b>                                     |                      |              |              |                              |              |                   |            |                             |                           |                     |  |
| 32 Multiunits, 2 or more floors .....                        | 3 034                | 190          | 2 844        | 55                           | ...          | 209               | 252        | 257                         | 979                       | 862                 |  |
| 33 With 1 or more elevators working .....                    | 648                  | 61           | 587          | 18                           | ...          | 60                | 45         | 119                         | 145                       | 213                 |  |
| 34 With elevator, none in working condition .....            | 13                   | 1            | 12           | —                            | ...          | —                 | —          | —                           | 7                         | 6                   |  |
| 35 No elevator .....   | 2 372                | 128          | 2 245        | 37                           | ...          | 149               | 207        | 138                         | 827                       | 643                 |  |
| 36 Units 3 or more floors from main entrance .....           | 234                  | 8            | 226          | 3                            | ...          | 23                | 25         | 16                          | 45                        | 70                  |  |
| <b>Foundation</b>  |                      |              |              |                              |              |                   |            |                             |                           |                     |  |
| 37 1 unit bldg. excl. mobile homes .....                     | 5 113                | 3 587        | 1 526        | 269                          | ...          | 116               | 356        | 690                         | 933                       | 883                 |  |
| 38 With basement under all of building .....                 | 699                  | 539          | 159          | 25                           | ...          | 12                | 11         | 77                          | 115                       | 79                  |  |
| 39 With basement under part of building .....                | 213                  | 156          | 57           | 10                           | ...          | 8                 | 6          | 52                          | 35                        | 25                  |  |
| 40 With crawl space .....                                    | 1 523                | 1 040        | 483          | 37                           | ...          | 43                | 238        | 214                         | 263                       | 315                 |  |
| 41 On concrete slab .....                                    | 2 592                | 1 804        | 788          | 192                          | ...          | 53                | 86         | 339                         | 494                       | 441                 |  |
| 42 Other .....   | 86                   | 47           | 39           | 5                            | ...          | —                 | 15         | 8                           | 26                        | 23                  |  |
| <b>External Building Conditions<sup>2</sup></b>              |                      |              |              |                              |              |                   |            |                             |                           |                     |  |
| 43 Sagging roof .....  | 231                  | 110          | 121          | 5                            | 14           | 17                | 43         | 25                          | 38                        | 62                  |  |
| 44 Missing roofing material .....                            | 434                  | 189          | 245          | —                            | 23           | 45                | 77         | 42                          | 56                        | 117                 |  |
| 45 Hole in roof .....  | 206                  | 95           | 111          | —                            | 17           | 32                | 55         | 18                          | 31                        | 57                  |  |
| 46 Missing bricks, siding, other outside wall material ..... | 294                  | 100          | 193          | 2                            | 15           | 38                | 74         | 32                          | 48                        | 90                  |  |
| 47 Sloping outside walls .....                               | 169                  | 67           | 102          | —                            | 15           | 36                | 53         | 18                          | 40                        | 66                  |  |
| 48 Boarded up windows .....                                  | 175                  | 58           | 117          | —                            | 11           | 22                | 27         | 9                           | 56                        | 59                  |  |
| 49 Broken windows .....                                      | 627                  | 228          | 399          | 3                            | 60           | 48                | 124        | 39                          | 157                       | 212                 |  |
| 50 Bars on windows .....                                     | 1 171                | 505          | 665          | 2                            | 7            | 51                | 98         | 188                         | 220                       | 326                 |  |
| 51 Foundation crumbling or has open crack or hole .....      | 263                  | 107          | 156          | 2                            | —            | 29                | 75         | 16                          | 50                        | 94                  |  |
| 52 None of the above .....                                   | 6 100                | 2 954        | 3 146        | 348                          | 302          | 181               | 382        | 668                         | 1 481                     | 1 227               |  |
| 53 Not reported .....  | 222                  | 121          | 101          | 6                            | 4            | 5                 | 7          | 22                          | 40                        | 46                  |  |
| <b>Site Placement</b>  |                      |              |              |                              |              |                   |            |                             |                           |                     |  |
| 54 Mobile homes .....  | 401                  | 269          | 133          | 33                           | 401          | 9                 | 57         | 23                          | 73                        | 127                 |  |
| 55 First site .....  | 225                  | 170          | 54           | 28                           | 225          | 2                 | 43         | 16                          | 9                         | 60                  |  |
| 56 Moved from another site .....                             | 64                   | 44           | 21           | 5                            | 64           | 2                 | 9          | 4                           | 11                        | 25                  |  |
| 57 Don't know .....  | 64                   | 32           | 32           | —                            | 64           | 5                 | 5          | 2                           | 20                        | 12                  |  |
| 58 Not reported .....  | 48                   | 23           | 26           | —                            | 48           | —                 | —          | 2                           | 34                        | 30                  |  |
| <b>Previous Occupancy</b>                                    |                      |              |              |                              |              |                   |            |                             |                           |                     |  |
| 59 Unit built 1990 or later .....                            | 890                  | 592          | 298          | 373                          | 96           | 10                | 35         | 79                          | 211                       | 138                 |  |
| 60 Not previously occupied .....                             | 511                  | 433          | 78           | 294                          | 41           | 3                 | 8          | 53                          | 74                        | 63                  |  |
| 61 Not reported .....  | 17                   | 16           | 2            | 2                            | 5            | —                 | —          | 4                           | —                         | 5                   |  |

<sup>1</sup>Figures exclude mobile homes.

<sup>2</sup>Figures may not add to total because more than one category may apply to a unit.

| Total occupied units | In MSAs        |              | Outside MSAs | Urban        |              | Rural        |            |              | Regions      |            |              |              |          |
|----------------------|----------------|--------------|--------------|--------------|--------------|--------------|------------|--------------|--------------|------------|--------------|--------------|----------|
|                      | Central cities | Suburbs      |              | Total        | Outside MSAs | Total        | Suburbs    | Outside MSAs | Northeast    | Midwest    | South        | West         |          |
| <b>9 041</b>         | <b>4 300</b>   | <b>3 894</b> | <b>847</b>   | <b>7 990</b> | <b>438</b>   | <b>1 051</b> | <b>638</b> | <b>408</b>   | <b>1 460</b> | <b>680</b> | <b>3 168</b> | <b>3 734</b> | <b>1</b> |
| 4 029                | 1 605          | 1 956        | 468          | 3 499        | 291          | 530          | 348        | 177          | 39           | 82         | 1 849        | 2 058        | 2        |
| 2 626                | 1 347          | 1 110        | 168          | 2 413        | 97           | 213          | 141        | 71           | 311          | 279        | 764          | 1 272        | 3        |
| 1 124                | 611            | 464          | 49           | 1 039        | 18           | 85           | 54         | 31           | 447          | 237        | 224          | 217          | 4        |
| 668                  | 531            | 132          | 5            | 659          | 3            | 9            | 8          | 2            | 511          | 37         | 80           | 40           | 5        |
| 193                  | 162            | 31           | -            | 193          | -            | -            | -          | -            | 139          | 12         | 37           | 4            | 6        |
| 3 034                | 2 004          | 952          | 78           | 2 952        | 63           | 82           | 67         | 15           | 983          | 265        | 775          | 1 011        | 7        |
| 908                  | 563            | 312          | 32           | 880          | 30           | 27           | 25         | 2            | 205          | 64         | 276          | 362          | 8        |
| 868                  | 523            | 317          | 28           | 836          | 15           | 32           | 20         | 12           | 224          | 104        | 212          | 328          | 9        |
| 1 258                | 917            | 323          | 18           | 1 235        | 18           | 22           | 22         | -            | 554          | 97         | 286          | 320          | 10       |
| 3 034                | 2 004          | 952          | 78           | 2 952        | 63           | 82           | 67         | 15           | 983          | 265        | 775          | 1 011        | 11       |
| 172                  | 109            | 57           | 6            | 166          | 6            | 6            | 6          | -            | 32           | 13         | 31           | 96           | 12       |
| 2 780                | 1 841          | 867          | 72           | 2 706        | 57           | 74           | 59         | 15           | 922          | 243        | 716          | 899          | 13       |
| 2 252                | 1 476          | 709          | 66           | 2 188        | 52           | 63           | 49         | 15           | 765          | 193        | 578          | 716          | 14       |
| 1 791                | 1 185          | 561          | 45           | 1 744        | 37           | 48           | 40         | 8            | 616          | 158        | 475          | 542          | 15       |
| 389                  | 248            | 123          | 18           | 377          | 14           | 12           | 8          | 4            | 136          | 25         | 85           | 143          | 16       |
| 46                   | 32             | 12           | 3            | 44           | -            | 3            | -          | 3            | 8            | 9          | 12           | 18           | 17       |
| 24                   | 11             | 13           | -            | 24           | -            | 1            | 1          | -            | 4            | -          | 7            | 13           | 18       |
| 528                  | 364            | 158          | 5            | 518          | 5            | 10           | 10         | -            | 157          | 50         | 138          | 183          | 19       |
| 443                  | 307            | 130          | 5            | 443          | 5            | -            | -          | -            | 145          | 42         | 117          | 138          | 20       |
| 84                   | 57             | 27           | -            | 73           | -            | 10           | 10         | -            | 12           | 8          | 21           | 44           | 21       |
| -                    | -              | -            | -            | -            | -            | -            | -          | -            | -            | -          | -            | -            | 22       |
| 1                    | -              | 1            | -            | 1            | -            | -            | -          | -            | -            | -          | -            | -            | 23       |
| 82                   | 54             | 28           | -            | 80           | -            | 2            | 2          | -            | 29           | 9          | 27           | 16           | 24       |
| 3 527                | 2 231          | 1 167        | 130          | 3 425        | 112          | 102          | 84         | 18           | 997          | 288        | 954          | 1 287        | 25       |
| 611                  | 311            | 243          | 57           | 600          | 52           | 11           | 6          | 5            | 32           | 30         | 210          | 339          | 26       |
| 69                   | 32             | 37           | -            | 66           | -            | 3            | 3          | -            | 6            | 2          | 21           | 39           | 27       |
| 2 422                | 1 607          | 758          | 57           | 2 348        | 44           | 75           | 61         | 14           | 852          | 221        | 612          | 737          | 28       |
| 96                   | 75             | 21           | -            | 96           | -            | -            | -          | -            | 22           | 6          | 20           | 47           | 29       |
| 205                  | 134            | 63           | 8            | 192          | 8            | 14           | 14         | -            | 56           | 19         | 40           | 90           | 30       |
| 124                  | 72             | 45           | 7            | 123          | 7            | 1            | 1          | -            | 29           | 9          | 50           | 36           | 31       |
| 3 034                | 2 004          | 952          | 78           | 2 952        | 63           | 82           | 67         | 15           | 983          | 265        | 775          | 1 011        | 32       |
| 648                  | 460            | 184          | 4            | 638          | -            | 11           | 7          | 3            | 303          | 52         | 172          | 121          | 33       |
| 13                   | 7              | 6            | -            | 13           | -            | -            | -          | -            | 4            | -          | 5            | 4            | 34       |
| 2 372                | 1 536          | 762          | 74           | 2 301        | 63           | 71           | 60         | 11           | 677          | 212        | 597          | 886          | 35       |
| 234                  | 183            | 51           | -            | 231          | -            | 3            | 3          | -            | 165          | 10         | 37           | 22           | 36       |
| 5 113                | 2 026          | 2 526        | 560          | 4 379        | 298          | 734          | 467        | 262          | 450          | 359        | 2 000        | 2 304        | 37       |
| 699                  | 320            | 318          | 61           | 621          | 20           | 77           | 36         | 41           | 303          | 222        | 51           | 123          | 38       |
| 213                  | 78             | 103          | 32           | 180          | 16           | 33           | 17         | 15           | 52           | 63         | 36           | 62           | 39       |
| 1 523                | 614            | 670          | 239          | 1 293        | 125          | 230          | 116        | 115          | 23           | 41         | 599          | 861          | 40       |
| 2 592                | 986            | 1 394        | 211          | 2 212        | 128          | 380          | 292        | 84           | 66           | 34         | 1 271        | 1 221        | 41       |
| 86                   | 28             | 41           | 17           | 73           | 9            | 13           | 6          | 8            | 6            | 1          | 43           | 36           | 42       |
| 231                  | 119            | 78           | 34           | 195          | 18           | 36           | 20         | 16           | 19           | 26         | 81           | 106          | 43       |
| 434                  | 222            | 160          | 52           | 383          | 33           | 50           | 31         | 20           | 55           | 40         | 134          | 204          | 44       |
| 206                  | 105            | 83           | 18           | 176          | 3            | 30           | 15         | 15           | 32           | 21         | 62           | 90           | 45       |
| 294                  | 166            | 91           | 27           | 255          | 21           | 39           | 23         | 16           | 44           | 24         | 105          | 121          | 46       |
| 169                  | 96             | 51           | 22           | 153          | 15           | 16           | 10         | 7            | 29           | 13         | 68           | 60           | 47       |
| 175                  | 115            | 37           | 23           | 147          | 9            | 28           | 14         | 14           | 39           | 10         | 63           | 63           | 48       |
| 627                  | 305            | 222          | 99           | 513          | 40           | 114          | 55         | 59           | 89           | 54         | 191          | 293          | 49       |
| 1 171                | 788            | 367          | 15           | 1 128        | 10           | 43           | 38         | 5            | 240          | 23         | 388          | 520          | 50       |
| 263                  | 154            | 79           | 30           | 232          | 20           | 31           | 22         | 9            | 45           | 31         | 104          | 83           | 51       |
| 6 100                | 2 634          | 2 845        | 621          | 5 297        | 324          | 802          | 501        | 297          | 864          | 490        | 2 220        | 2 526        | 52       |
| 222                  | 102            | 99           | 21           | 205          | 9            | 17           | 5          | 11           | 43           | 18         | 69           | 92           | 53       |
| 401                  | 43             | 201          | 157          | 187          | 29           | 215          | 87         | 128          | 13           | 32         | 214          | 143          | 54       |
| 225                  | 19             | 108          | 98           | 100          | 19           | 125          | 46         | 79           | 6            | 23         | 126          | 69           | 55       |
| 64                   | 8              | 30           | 27           | 15           | 3            | 49           | 25         | 23           | 6            | 5          | 36           | 16           | 56       |
| 64                   | 11             | 37           | 16           | 49           | 7            | 16           | 7          | 9            | -            | 2          | 26           | 36           | 57       |
| 48                   | 6              | 26           | 16           | 23           | -            | 25           | 9          | 16           | -            | 2          | 25           | 21           | 58       |
| 890                  | 239            | 511          | 139          | 647          | 58           | 243          | 162        | 81           | 36           | 75         | 386          | 393          | 59       |
| 511                  | 122            | 305          | 84           | 355          | 37           | 156          | 108        | 48           | 13           | 43         | 237          | 219          | 60       |
| 17                   | 4              | 8            | 5            | 12           | -            | 5            | -          | 5            | -            | -          | 9            | 8            | 61       |

**Table 6-3. Size of Unit and Lot—Occupied Units With Hispanic Householder**

[Numbers in thousands. Consistent with the 1990 Census. ... means not applicable or sample too small. – means zero or rounds to zero]

| Characteristics                       | Total occupied units | Tenure       |              | Housing unit characteristics |              |                   |              | Household characteristics   |                    |                     |
|---------------------------------------|----------------------|--------------|--------------|------------------------------|--------------|-------------------|--------------|-----------------------------|--------------------|---------------------|
|                                       |                      | Owner        | Renter       | New construction 4 years     | Mobile homes | Physical problems |              | Elderly (65 years and over) | Moved in past year | Below poverty level |
|                                       |                      |              |              |                              |              | Severe            | Moderate     |                             |                    |                     |
| <b>1 Total</b>                        | <b>9 041</b>         | <b>4 087</b> | <b>4 955</b> | <b>373</b>                   | <b>401</b>   | <b>344</b>        | <b>724</b>   | <b>1 022</b>                | <b>2 122</b>       | <b>2 052</b>        |
| <b>Rooms</b>                          |                      |              |              |                              |              |                   |              |                             |                    |                     |
| 2 1 room                              | 53                   | 2            | 52           | –                            | 2            | 24                | 14           | 7                           | 20                 | 29                  |
| 3 2 rooms                             | 171                  | 4            | 167          | –                            | 6            | 12                | 34           | 18                          | 77                 | 74                  |
| 4 3 rooms                             | 1 232                | 75           | 1 157        | 24                           | 19           | 82                | 96           | 181                         | 450                | 372                 |
| 5 4 rooms                             | 2 503                | 569          | 1 933        | 49                           | 183          | 102               | 248          | 174                         | 716                | 713                 |
| 6 5 rooms                             | 2 230                | 1 144        | 1 086        | 93                           | 130          | 80                | 167          | 279                         | 418                | 510                 |
| 7 6 rooms                             | 1 595                | 1 173        | 422          | 81                           | 50           | 32                | 113          | 216                         | 238                | 234                 |
| 8 7 rooms                             | 671                  | 583          | 88           | 51                           | 11           | 8                 | 33           | 65                          | 108                | 86                  |
| 9 8 rooms                             | 337                  | 311          | 26           | 47                           | –            | 4                 | 4            | 52                          | 63                 | 24                  |
| 10 9 rooms                            | 147                  | 133          | 13           | 20                           | –            | –                 | 3            | 16                          | 18                 | 3                   |
| 11 10 rooms or more                   | 102                  | 92           | 10           | 8                            | –            | –                 | 11           | 13                          | 14                 | 9                   |
| <b>Rooms Used for Business</b>        |                      |              |              |                              |              |                   |              |                             |                    |                     |
| Business only                         |                      |              |              |                              |              |                   |              |                             |                    |                     |
| 12 1 or more rooms with direct access | 264                  | 148          | 116          | 16                           | 4            | 5                 | 3            | 26                          | 75                 | 43                  |
| 13 1 or more rooms, no direct access  | 235                  | 169          | 66           | 22                           | 7            | 5                 | 5            | 22                          | 40                 | 43                  |
| 14 Not reported                       | 9                    | 5            | 4            | –                            | –            | –                 | –            | –                           | –                  | 2                   |
| Business and other use                |                      |              |              |                              |              |                   |              |                             |                    |                     |
| 15 1 or more rooms                    | 614                  | 382          | 232          | 57                           | 7            | 12                | 43           | 39                          | 108                | 48                  |
| 16 Not reported                       | 12                   | 7            | 5            | –                            | –            | –                 | –            | –                           | –                  | 3                   |
| <b>Bedrooms</b>                       |                      |              |              |                              |              |                   |              |                             |                    |                     |
| 17 None                               | 108                  | 2            | 106          | –                            | 2            | 30                | 29           | 8                           | 50                 | 57                  |
| 18 1                                  | 1 615                | 106          | 1 509        | 26                           | 25           | 96                | 138          | 204                         | 595                | 488                 |
| 19 2                                  | 3 190                | 916          | 2 274        | 59                           | 207          | 140               | 296          | 312                         | 819                | 849                 |
| 20 3                                  | 3 144                | 2 236        | 908          | 172                          | 157          | 69                | 218          | 402                         | 497                | 544                 |
| 21 4 or more                          | 985                  | 828          | 157          | 115                          | 11           | 10                | 43           | 95                          | 161                | 115                 |
| <b>Complete Bathrooms</b>             |                      |              |              |                              |              |                   |              |                             |                    |                     |
| 22 None                               | 75                   | 19           | 56           | –                            | 5            | 43                | 15           | 10                          | 29                 | 35                  |
| 23 1                                  | 5 122                | 1 362        | 3 760        | 66                           | 183          | 254               | 534          | 555                         | 1 368              | 1 454               |
| 24 1 and one-half                     | 1 013                | 612          | 400          | 21                           | 57           | 35                | 63           | 136                         | 181                | 194                 |
| 25 2 or more                          | 2 831                | 2 093        | 738          | 286                          | 157          | 13                | 112          | 322                         | 545                | 369                 |
| <b>Square Footage of Unit</b>         |                      |              |              |                              |              |                   |              |                             |                    |                     |
| Single detached and mobile homes      |                      |              |              |                              |              |                   |              |                             |                    |                     |
| 26 Less than 500                      | 4 774                | 3 662        | 1 112        | 266                          | 401          | 107               | 395          | 650                         | 765                | 806                 |
| 27 500 to 749                         | 118                  | 51           | 67           | –                            | 38           | 12                | 17           | 24                          | 39                 | 38                  |
| 28 750 to 999                         | 235                  | 138          | 98           | –                            | 83           | 5                 | 45           | 31                          | 58                 | 75                  |
| 29 1,000 to 1,499                     | 601                  | 374          | 227          | 9                            | 115          | 15                | 91           | 60                          | 114                | 124                 |
| 30 1,500 to 1,999                     | 1 307                | 1 040        | 267          | 50                           | 81           | 25                | 105          | 184                         | 155                | 243                 |
| 31 2,000 to 2,499                     | 925                  | 795          | 130          | 73                           | 33           | 19                | 43           | 135                         | 129                | 118                 |
| 32 2,500 to 2,999                     | 464                  | 409          | 56           | 52                           | 5            | 7                 | 27           | 54                          | 77                 | 50                  |
| 33 3,000 to 3,999                     | 208                  | 198          | 9            | 13                           | 3            | –                 | 7            | 30                          | 19                 | 17                  |
| 34 4,000 or more                      | 198                  | 171          | 27           | 25                           | 9            | 2                 | 8            | 31                          | 32                 | 20                  |
| 35 Not reported                       | 110                  | 98           | 12           | 14                           | –            | 3                 | 3            | 29                          | 17                 | 5                   |
| 36 Not reported                       | 608                  | 388          | 220          | 31                           | 35           | 19                | 49           | 72                          | 126                | 116                 |
| 37 <b>Median</b>                      | <b>1 432</b>         | <b>1 522</b> | <b>1 102</b> | <b>1 903</b>                 | <b>885</b>   | <b>1 239</b>      | <b>1 097</b> | <b>1 473</b>                | <b>1 352</b>       | <b>1 222</b>        |
| <b>Lot Size<sup>1</sup></b>           |                      |              |              |                              |              |                   |              |                             |                    |                     |
| 38 Less than one-eighth acre          | 1 209                | 745          | 464          | 44                           | 144          | 44                | 86           | 130                         | 236                | 249                 |
| 39 One-eighth up to one-quarter acre  | 2 329                | 1 658        | 672          | 113                          | 105          | 41                | 179          | 328                         | 426                | 446                 |
| 40 One-quarter up to one-half acre    | 781                  | 602          | 179          | 66                           | 23           | 19                | 63           | 120                         | 153                | 110                 |
| 41 One-half up to one acre            | 480                  | 351          | 129          | 14                           | 33           | 9                 | 22           | 42                          | 84                 | 82                  |
| 42 1 up to 5 acres                    | 435                  | 333          | 102          | 51                           | 69           | 6                 | 37           | 54                          | 46                 | 71                  |
| 43 5 up to 10 acres                   | 51                   | 43           | 8            | –                            | 13           | 3                 | 20           | 5                           | 7                  | 14                  |
| 44 10 acres or more                   | 101                  | 52           | 49           | 2                            | 10           | 2                 | 3            | 8                           | 19                 | 17                  |
| 45 <b>Median</b>                      | <b>.21</b>           | <b>.21</b>   | <b>.19</b>   | <b>.24</b>                   | <b>.19</b>   | <b>.18</b>        | <b>.21</b>   | <b>.21</b>                  | <b>.20</b>         | <b>.20</b>          |
| <b>Persons per Room</b>               |                      |              |              |                              |              |                   |              |                             |                    |                     |
| 46 0.50 or less                       | 3 699                | 1 968        | 1 731        | 186                          | 166          | 114               | 263          | 763                         | 811                | 737                 |
| 47 0.51 to 1.00                       | 4 165                | 1 792        | 2 372        | 158                          | 196          | 168               | 300          | 239                         | 1 009              | 875                 |
| 48 1.01 to 1.50                       | 922                  | 263          | 659          | 26                           | 35           | 44                | 106          | 17                          | 245                | 326                 |
| 49 1.51 or more                       | 256                  | 63           | 193          | 2                            | 5            | 18                | 54           | 3                           | 57                 | 114                 |
| <b>Persons per Bedroom</b>            |                      |              |              |                              |              |                   |              |                             |                    |                     |
| 50 0.50 or less                       | 880                  | 552          | 328          | 56                           | 68           | 21                | 77           | 230                         | 130                | 218                 |
| 51 0.51 to 1.00                       | 3 002                | 1 628        | 1 374        | 165                          | 128          | 98                | 189          | 558                         | 676                | 551                 |
| 52 1.01 to 1.50                       | 1 758                | 945          | 813          | 89                           | 71           | 47                | 93           | 75                          | 401                | 314                 |
| 53 1.51 or more                       | 3 293                | 960          | 2 333        | 63                           | 133          | 149               | 336          | 151                         | 866                | 913                 |
| 54 No bedrooms                        | 108                  | 2            | 106          | –                            | 2            | 30                | 29           | 8                           | 50                 | 57                  |
| <b>Square Feet per Person</b>         |                      |              |              |                              |              |                   |              |                             |                    |                     |
| Single detached and mobile homes      |                      |              |              |                              |              |                   |              |                             |                    |                     |
| 55 Less than 200                      | 4 774                | 3 662        | 1 112        | 266                          | 401          | 107               | 395          | 650                         | 765                | 806                 |
| 56 200 to 299                         | 440                  | 288          | 153          | 5                            | 82           | 20                | 81           | 20                          | 94                 | 142                 |
| 57 300 to 399                         | 727                  | 494          | 233          | 21                           | 87           | 10                | 76           | 57                          | 117                | 100                 |
| 58 400 to 499                         | 655                  | 505          | 150          | 25                           | 65           | 15                | 46           | 43                          | 116                | 136                 |
| 59 500 to 599                         | 505                  | 390          | 114          | 23                           | 25           | 11                | 38           | 56                          | 69                 | 57                  |
| 60 600 to 699                         | 388                  | 332          | 56           | 37                           | 34           | 3                 | 22           | 63                          | 63                 | 44                  |
| 61 700 to 799                         | 293                  | 258          | 35           | 21                           | 17           | 6                 | 10           | 51                          | 40                 | 23                  |
| 62 800 to 899                         | 189                  | 167          | 21           | 21                           | 6            | 8                 | 10           | 52                          | 22                 | 43                  |
| 63 900 to 999                         | 179                  | 144          | 34           | 9                            | 14           | 6                 | 13           | 34                          | 19                 | 20                  |
| 64 1,000 to 1,499                     | 136                  | 113          | 23           | 13                           | 2            | 2                 | 7            | 34                          | 9                  | 17                  |
| 65 1,500 or more                      | 355                  | 324          | 31           | 34                           | 17           | 3                 | 19           | 77                          | 45                 | 59                  |
| 66 Not reported                       | 300                  | 259          | 41           | 27                           | 17           | 5                 | 25           | 90                          | 43                 | 49                  |
| 67 Not reported                       | 608                  | 388          | 220          | 31                           | 35           | 19                | 49           | 72                          | 126                | 116                 |
| 68 <b>Median</b>                      | <b>451</b>           | <b>490</b>   | <b>340</b>   | <b>635</b>                   | <b>321</b>   | <b>394</b>        | <b>337</b>   | <b>698</b>                  | <b>393</b>         | <b>375</b>          |

<sup>1</sup>Does not include multiunits, cooperatives, or condominiums.

| Total occupied units | In MSAs        |              | Outside MSAs | Urban        |              | Rural        |              |              | Regions      |              |              |              |           |
|----------------------|----------------|--------------|--------------|--------------|--------------|--------------|--------------|--------------|--------------|--------------|--------------|--------------|-----------|
|                      | Central cities | Suburbs      |              | Total        | Outside MSAs | Total        | Suburbs      | Outside MSAs | Northeast    | Midwest      | South        | West         |           |
| <b>9 041</b>         | <b>4 300</b>   | <b>3 894</b> | <b>847</b>   | <b>7 990</b> | <b>438</b>   | <b>1 051</b> | <b>638</b>   | <b>408</b>   | <b>1 460</b> | <b>680</b>   | <b>3 168</b> | <b>3 734</b> | <b>1</b>  |
| 53                   | 34             | 19           | -            | 53           | -            | -            | -            | -            | 10           | 3            | 10           | 29           | 2         |
| 171                  | 108            | 37           | 25           | 160          | 19           | 11           | 4            | 6            | 38           | 10           | 44           | 79           | 3         |
| 1 232                | 769            | 407          | 57           | 1 199        | 47           | 34           | 24           | 10           | 287          | 70           | 334          | 541          | 4         |
| 2 503                | 1 214          | 1 057        | 232          | 2 220        | 106          | 283          | 157          | 125          | 393          | 173          | 893          | 1 043        | 5         |
| 2 230                | 1 016          | 941          | 272          | 1 926        | 131          | 304          | 162          | 141          | 335          | 156          | 848          | 891          | 6         |
| 1 595                | 710            | 745          | 141          | 1 354        | 70           | 242          | 166          | 71           | 233          | 128          | 607          | 626          | 7         |
| 671                  | 267            | 328          | 77           | 584          | 46           | 87           | 57           | 31           | 62           | 63           | 257          | 289          | 8         |
| 337                  | 112            | 198          | 27           | 282          | 14           | 55           | 42           | 13           | 51           | 36           | 112          | 138          | 9         |
| 147                  | 41             | 96           | 11           | 119          | 2            | 28           | 20           | 8            | 28           | 23           | 37           | 58           | 10        |
| 102                  | 29             | 67           | 5            | 93           | 3            | 8            | 6            | 2            | 22           | 16           | 23           | 40           | 11        |
| 264                  | 84             | 144          | 36           | 210          | 16           | 54           | 35           | 20           | 39           | 18           | 94           | 113          | 12        |
| 235                  | 81             | 123          | 31           | 190          | 11           | 45           | 25           | 20           | 23           | 16           | 95           | 100          | 13        |
| 9                    | 1              | 8            | -            | 4            | -            | 5            | 5            | -            | 1            | -            | 7            | 1            | 14        |
| 614                  | 254            | 298          | 63           | 529          | 32           | 86           | 55           | 31           | 116          | 58           | 159          | 282          | 15        |
| 12                   | 3              | 9            | -            | 7            | -            | 5            | 5            | -            | 1            | -            | 7            | 4            | 16        |
| 108                  | 68             | 27           | 13           | 108          | 13           | -            | -            | -            | 16           | 4            | 19           | 70           | 17        |
| 1 615                | 1 003          | 536          | 75           | 1 550        | 56           | 64           | 45           | 19           | 378          | 98           | 488          | 650          | 18        |
| 3 190                | 1 540          | 1 318        | 332          | 2 847        | 172          | 343          | 184          | 159          | 524          | 253          | 1 089        | 1 324        | 19        |
| 3 144                | 1 315          | 1 482        | 346          | 2 654        | 163          | 490          | 302          | 183          | 400          | 234          | 1 241        | 1 268        | 20        |
| 985                  | 374            | 530          | 81           | 831          | 34           | 154          | 107          | 47           | 141          | 92           | 331          | 421          | 21        |
| 75                   | 53             | 20           | 2            | 68           | 2            | 7            | 7            | -            | 16           | 5            | 21           | 33           | 22        |
| 5 122                | 2 827          | 1 792        | 503          | 4 657        | 278          | 465          | 241          | 224          | 1 084        | 410          | 1 612        | 2 016        | 23        |
| 1 013                | 422            | 484          | 107          | 884          | 54           | 129          | 76           | 53           | 158          | 98           | 310          | 446          | 24        |
| 2 831                | 999            | 1 597        | 235          | 2 381        | 104          | 450          | 315          | 131          | 201          | 167          | 1 224        | 1 240        | 25        |
| 4 774                | 1 706          | 2 375        | 693          | 3 880        | 308          | 894          | 505          | 385          | 307          | 364          | 1 947        | 2 156        | 26        |
| 118                  | 49             | 48           | 20           | 93           | 6            | 24           | 11           | 14           | 5            | -            | 51           | 62           | 27        |
| 235                  | 67             | 126          | 43           | 174          | 17           | 61           | 36           | 25           | 12           | 13           | 114          | 96           | 28        |
| 601                  | 232            | 257          | 112          | 449          | 39           | 152          | 79           | 73           | 11           | 44           | 298          | 248          | 29        |
| 1 307                | 483            | 597          | 226          | 1 061        | 93           | 245          | 110          | 133          | 44           | 61           | 594          | 607          | 30        |
| 925                  | 311            | 483          | 131          | 766          | 63           | 158          | 90           | 68           | 49           | 49           | 376          | 450          | 31        |
| 464                  | 154            | 260          | 51           | 355          | 22           | 109          | 78           | 29           | 52           | 43           | 155          | 214          | 32        |
| 208                  | 53             | 144          | 11           | 163          | 5            | 44           | 38           | 6            | 29           | 25           | 89           | 64           | 33        |
| 198                  | 65             | 99           | 34           | 164          | 17           | 35           | 17           | 17           | 28           | 27           | 71           | 72           | 34        |
| 110                  | 41             | 65           | 4            | 98           | 2            | 12           | 10           | 2            | 13           | 18           | 40           | 39           | 35        |
| 608                  | 251            | 296          | 61           | 556          | 44           | 52           | 34           | 18           | 63           | 82           | 160          | 304          | 36        |
| <b>1 432</b>         | <b>1 393</b>   | <b>1 511</b> | <b>1 312</b> | <b>1 446</b> | <b>1 373</b> | <b>1 373</b> | <b>1 494</b> | <b>1 269</b> | <b>2 007</b> | <b>1 726</b> | <b>1 363</b> | <b>1 428</b> | <b>37</b> |
| 1 209                | 506            | 616          | 87           | 1 100        | 58           | 109          | 80           | 29           | 100          | 98           | 379          | 632          | 38        |
| 2 329                | 992            | 1 079        | 258          | 2 073        | 157          | 256          | 151          | 101          | 138          | 115          | 986          | 1 090        | 39        |
| 781                  | 261            | 438          | 82           | 672          | 47           | 110          | 75           | 35           | 60           | 62           | 359          | 301          | 40        |
| 480                  | 129            | 257          | 94           | 342          | 30           | 138          | 74           | 64           | 74           | 45           | 181          | 180          | 41        |
| 435                  | 94             | 185          | 156          | 195          | 26           | 240          | 110          | 130          | 49           | 54           | 202          | 131          | 42        |
| 51                   | 6              | 32           | 13           | 11           | 3            | 40           | 30           | 10           | 6            | 2            | 25           | 19           | 43        |
| 101                  | 40             | 41           | 19           | 61           | 1            | 40           | 22           | 18           | 12           | 12           | 35           | 41           | 44        |
| <b>.21</b>           | <b>.19</b>     | <b>.21</b>   | <b>.28</b>   | <b>.20</b>   | <b>.21</b>   | <b>.48</b>   | <b>.38</b>   | <b>.72</b>   | <b>.23</b>   | <b>.23</b>   | <b>.22</b>   | <b>.19</b>   | <b>45</b> |
| 3 699                | 1 674          | 1 617        | 409          | 3 229        | 236          | 470          | 296          | 173          | 627          | 322          | 1 451        | 1 300        | 46        |
| 4 165                | 1 990          | 1 798        | 377          | 3 662        | 175          | 503          | 299          | 202          | 715          | 308          | 1 427        | 1 715        | 47        |
| 922                  | 494            | 384          | 44           | 861          | 21           | 61           | 38           | 23           | 92           | 38           | 236          | 555          | 48        |
| 256                  | 143            | 95           | 17           | 239          | 6            | 17           | 6            | 11           | 25           | 11           | 55           | 164          | 49        |
| 880                  | 401            | 341          | 138          | 742          | 56           | 138          | 54           | 82           | 120          | 88           | 344          | 328          | 50        |
| 3 002                | 1 341          | 1 361        | 300          | 2 614        | 182          | 389          | 270          | 118          | 508          | 243          | 1 202        | 1 049        | 51        |
| 1 758                | 760            | 810          | 187          | 1 502        | 79           | 256          | 145          | 109          | 317          | 150          | 590          | 700          | 52        |
| 3 293                | 1 730          | 1 355        | 209          | 3 024        | 109          | 269          | 169          | 100          | 499          | 195          | 1 013        | 1 586        | 53        |
| 108                  | 68             | 27           | 13           | 108          | 13           | -            | -            | -            | 16           | 4            | 19           | 70           | 54        |
| 4 774                | 1 706          | 2 375        | 693          | 3 880        | 308          | 894          | 505          | 385          | 307          | 364          | 1 947        | 2 156        | 55        |
| 440                  | 180            | 200          | 61           | 354          | 24           | 86           | 50           | 36           | 7            | 12           | 202          | 220          | 56        |
| 727                  | 284            | 357          | 86           | 598          | 26           | 129          | 69           | 60           | 39           | 40           | 296          | 352          | 57        |
| 655                  | 193            | 333          | 130          | 483          | 46           | 172          | 87           | 85           | 21           | 49           | 289          | 297          | 58        |
| 505                  | 190            | 251          | 64           | 398          | 25           | 107          | 68           | 39           | 32           | 27           | 215          | 231          | 59        |
| 388                  | 118            | 216          | 54           | 311          | 25           | 77           | 46           | 29           | 38           | 32           | 163          | 155          | 60        |
| 293                  | 119            | 131          | 43           | 250          | 26           | 43           | 26           | 17           | 12           | 18           | 139          | 123          | 61        |
| 189                  | 42             | 120          | 27           | 151          | 11           | 38           | 22           | 16           | 16           | 8            | 92           | 73           | 62        |
| 179                  | 42             | 100          | 36           | 142          | 23           | 37           | 24           | 12           | 14           | 17           | 72           | 76           | 63        |
| 136                  | 54             | 69           | 13           | 119          | 11           | 17           | 15           | 2            | 6            | 12           | 70           | 47           | 64        |
| 355                  | 104            | 182          | 68           | 273          | 30           | 81           | 41           | 38           | 27           | 39           | 139          | 150          | 65        |
| 300                  | 130            | 119          | 51           | 244          | 18           | 55           | 23           | 33           | 33           | 28           | 111          | 128          | 66        |
| 608                  | 251            | 296          | 61           | 556          | 44           | 52           | 34           | 18           | 63           | 82           | 160          | 304          | 67        |
| <b>451</b>           | <b>437</b>     | <b>460</b>   | <b>461</b>   | <b>457</b>   | <b>547</b>   | <b>432</b>   | <b>443</b>   | <b>407</b>   | <b>563</b>   | <b>541</b>   | <b>450</b>   | <b>425</b>   | <b>68</b> |

**Table 6-4. Selected Equipment and Plumbing—Occupied Units With Hispanic Householder**

[Numbers in thousands. Consistent with the 1990 Census. ... means not applicable or sample too small. — means zero or rounds to zero]

| Characteristics   | Total occupied units | Tenure       |              | Housing unit characteristics |              |                   |            |                             | Household characteristics |                     |  |
|---|----------------------|--------------|--------------|------------------------------|--------------|-------------------|------------|-----------------------------|---------------------------|---------------------|--|
|   |                      | Owner        | Renter       | New construction 4 years     | Mobile homes | Physical problems |            | Elderly (65 years and over) | Moved in past year        | Below poverty level |  |
|   |                      |              |              |                              |              | Severe            | Moderate   |                             |                           |                     |  |
| <b>1 Total .....</b>  | <b>9 041</b>         | <b>4 087</b> | <b>4 955</b> | <b>373</b>                   | <b>401</b>   | <b>344</b>        | <b>724</b> | <b>1 022</b>                | <b>2 122</b>              | <b>2 052</b>        |  |
| <b>Equipment<sup>1</sup></b>  |                      |              |              |                              |              |                   |            |                             |                           |                     |  |
| 2 Lacking complete kitchen facilities .....                             | 230                  | 29           | 201          | —                            | 9            | 32                | 199        | 15                          | 87                        | 74                  |  |
| 3 With complete kitchen (sink, refrigerator, and oven or burners) ..... | 8 811                | 4 057        | 4 754        | 373                          | 393          | 313               | 525        | 1 007                       | 2 035                     | 1 978               |  |
| 4 Kitchen sink .....  | 9 019                | 4 079        | 4 941        | 373                          | 400          | 341               | 705        | 1 022                       | 2 117                     | 2 041               |  |
| 5 Refrigerator .....  | 8 991                | 4 078        | 4 913        | 373                          | 396          | 330               | 688        | 1 020                       | 2 094                     | 2 033               |  |
| 6 Cooking stove or range .....  | 8 945                | 4 068        | 4 877        | 373                          | 391          | 321               | 690        | 1 019                       | 2 078                     | 2 018               |  |
| 7 Burners, no stove or range .....                                      | 23                   | 9            | 14           | —                            | 5            | 4                 | 1          | —                           | 13                        | 2                   |  |
| 8 Microwave oven .....  | 36                   | 5            | 31           | —                            | —            | 2                 | 12         | —                           | 11                        | 13                  |  |
| 9 Dishwasher .....  | 3 301                | 1 921        | 1 380        | 286                          | 82           | 67                | 100        | 347                         | 821                       | 455                 |  |
| 10 Washing machine .....  | 5 432                | 3 688        | 1 744        | 304                          | 268          | 146               | 388        | 722                         | 837                       | 977                 |  |
| 11 Clothes dryer .....  | 4 440                | 3 214        | 1 226        | 283                          | 224          | 90                | 262        | 559                         | 732                       | 635                 |  |
| 12 Disposal in kitchen sink .....                                       | 3 714                | 1 801        | 1 913        | 262                          | 47           | 91                | 136        | 341                         | 983                       | 627                 |  |
| 13 Trash compactor .....  | 288                  | 157          | 131          | 23                           | 6            | 13                | 17         | 41                          | 76                        | 49                  |  |
| <b>Air conditioning:</b>  |                      |              |              |                              |              |                   |            |                             |                           |                     |  |
| 14 Central .....  | 3 852                | 2 138        | 1 715        | 294                          | 158          | 81                | 129        | 456                         | 982                       | 652                 |  |
| 15 Additional central .....   | 256                  | 165          | 91           | 41                           | 6            | 8                 | 8          | 25                          | 67                        | 34                  |  |
| 16 1 room unit .....  | 1 690                | 514          | 1 176        | 15                           | 86           | 91                | 223        | 189                         | 395                       | 421                 |  |
| 17 2 room units .....   | 694                  | 329          | 365          | 6                            | 37           | 36                | 116        | 73                          | 94                        | 167                 |  |
| 18 3 room units or more .....   | 312                  | 216          | 97           | 1                            | 12           | 7                 | 65         | 30                          | 33                        | 45                  |  |
| <b>Main Heating Equipment</b>   |                      |              |              |                              |              |                   |            |                             |                           |                     |  |
| 19 Warm-air furnace .....   | 4 216                | 2 264        | 1 953        | 241                          | 233          | 127               | 126        | 465                         | 1 010                     | 768                 |  |
| 20 Steam or hot water system .....                                      | 1 188                | 283          | 905          | 3                            | 2            | 85                | 83         | 125                         | 221                       | 313                 |  |
| 21 Electric heat pump .....   | 1 008                | 524          | 484          | 88                           | 21           | 9                 | 23         | 119                         | 287                       | 172                 |  |
| 22 Built-in electric units .....  | 344                  | 80           | 264          | 18                           | 7            | 9                 | 8          | 30                          | 111                       | 97                  |  |
| 23 Floor, wall, or other built-in hot-air units without ducts .....     | 1 188                | 422          | 766          | 16                           | 36           | 47                | 77         | 131                         | 278                       | 366                 |  |
| 24 Room heaters with flue .....   | 156                  | 55           | 101          | 1                            | 7            | 9                 | 10         | 25                          | 35                        | 52                  |  |
| 25 Room heaters without flue .....                                      | 354                  | 200          | 154          | —                            | 40           | 15                | 340        | 57                          | 39                        | 90                  |  |
| 26 Portable electric heaters .....                                      | 240                  | 133          | 107          | —                            | 17           | 10                | 17         | 24                          | 36                        | 79                  |  |
| 27 Stoves .....   | 46                   | 35           | 11           | 1                            | 7            | 3                 | 5          | 11                          | 5                         | 20                  |  |
| 28 Fireplaces with inserts .....  | 9                    | 5            | 4            | 2                            | —            | —                 | —          | —                           | 2                         | 2                   |  |
| 29 Fireplaces without inserts .....                                     | 13                   | 4            | 9            | 2                            | —            | 1                 | —          | —                           | 4                         | 2                   |  |
| 30 Other .....  | 47                   | 22           | 26           | —                            | 2            | —                 | 3          | 9                           | 17                        | 12                  |  |
| 31 Cooking stove .....  | 35                   | 21           | 15           | —                            | 2            | 7                 | 2          | 10                          | 9                         | 10                  |  |
| 32 None .....   | 194                  | 38           | 156          | —                            | 27           | 23                | 30         | 16                          | 67                        | 70                  |  |
| <b>Other Heating Equipment<sup>1</sup></b>                              |                      |              |              |                              |              |                   |            |                             |                           |                     |  |
| 33 Warm-air furnace .....   | 44                   | 35           | 9            | 4                            | 2            | —                 | 2          | 7                           | 7                         | 10                  |  |
| 34 Steam or hot water system .....                                      | 34                   | 4            | 30           | —                            | —            | 4                 | 5          | 4                           | 11                        | 10                  |  |
| 35 Electric heat pump .....   | 9                    | 5            | 4            | —                            | —            | —                 | 3          | 3                           | 1                         | —                   |  |
| 36 Built-in electric units .....  | 153                  | 81           | 72           | —                            | 4            | 3                 | 18         | 29                          | 29                        | 29                  |  |
| 37 Floor, wall, or other built-in hot-air units without ducts .....     | 36                   | 19           | 17           | —                            | —            | 1                 | 2          | 3                           | 9                         | 7                   |  |
| 38 Room heaters with flue .....   | 43                   | 36           | 7            | 2                            | 1            | 5                 | 5          | 12                          | 2                         | 9                   |  |
| 39 Room heaters without flue .....                                      | 82                   | 44           | 38           | —                            | 23           | 4                 | 8          | 5                           | 18                        | 20                  |  |
| 40 Portable electric heaters .....                                      | 547                  | 312          | 234          | 3                            | 23           | 37                | 66         | 63                          | 65                        | 92                  |  |
| 41 Stoves .....   | 172                  | 134          | 38           | —                            | 22           | 9                 | 11         | 43                          | 17                        | 47                  |  |
| 42 Fireplaces with inserts .....  | 218                  | 163          | 55           | 16                           | 10           | 6                 | 4          | 28                          | 35                        | 34                  |  |
| 43 Fireplaces without inserts .....                                     | 284                  | 212          | 73           | 21                           | 4            | 2                 | 17         | 32                          | 71                        | 41                  |  |
| 44 Other .....  | 43                   | 22           | 20           | —                            | 3            | 9                 | 3          | 3                           | 10                        | 16                  |  |
| 45 Cooking stove .....  | 81                   | 37           | 43           | —                            | 5            | 14                | 3          | 14                          | 7                         | 21                  |  |
| 46 None .....   | 7 324                | 3 114        | 4 210        | 318                          | 281          | 245               | 575        | 792                         | 1 799                     | 1 681               |  |
| 47 Used as parallel heating equipment <sup>1</sup> .....                | 280                  | 183          | 97           | 9                            | 8            | 21                | 30         | 51                          | 38                        | 71                  |  |
| 48 Warm-air furnace .....   | 22                   | 22           | —            | 4                            | 2            | —                 | 2          | 4                           | —                         | 4                   |  |
| 49 Steam or hot water system .....                                      | 22                   | —            | 19           | —                            | —            | 2                 | 5          | —                           | 7                         | 9                   |  |
| 50 Electric heat pump .....   | 2                    | 2            | —            | —                            | —            | —                 | —          | —                           | —                         | —                   |  |
| 51 Built-in electric units .....  | 71                   | 40           | 31           | —                            | —            | 3                 | 2          | 19                          | 9                         | 6                   |  |
| 52 Floor, wall, or other built-in hot-air units without ducts .....     | 17                   | 11           | 6            | —                            | —            | 1                 | 2          | —                           | 1                         | 4                   |  |
| 53 Room heaters with flue .....   | 17                   | 15           | 2            | —                            | —            | 4                 | 5          | 5                           | 2                         | 6                   |  |
| 54 Stoves .....   | 49                   | 40           | 9            | —                            | 5            | 2                 | 5          | 16                          | 2                         | 13                  |  |
| 55 Fireplaces with inserts .....  | 30                   | 17           | 13           | —                            | 1            | 2                 | 7          | 7                           | 7                         | 6                   |  |
| 56 Fireplaces with no inserts .....                                     | 30                   | 25           | 5            | 2                            | —            | —                 | 7          | 8                           | 3                         | 13                  |  |
| 57 Cooking stove .....  | 9                    | 6            | 3            | —                            | —            | —                 | —          | —                           | —                         | —                   |  |
| 58 Other .....  | 27                   | 15           | 12           | —                            | —            | 9                 | 3          | —                           | 9                         | 14                  |  |
| 59 Used as supplemental heating equipment <sup>1</sup> .....            | 1 167                | 726          | 441          | 31                           | 66           | 57                | 97         | 162                         | 197                       | 213                 |  |
| 60 Warm-air furnace .....   | 12                   | 11           | 1            | —                            | —            | —                 | —          | —                           | 3                         | 4                   |  |
| 61 Steam or hot water system .....                                      | 8                    | 2            | 6            | —                            | —            | 2                 | —          | 4                           | —                         | —                   |  |
| 62 Electric heat pump .....   | 6                    | 3            | 3            | —                            | —            | —                 | 3          | 3                           | —                         | —                   |  |
| 63 Built-in electric units .....  | 74                   | 41           | 33           | —                            | 4            | —                 | 14         | 10                          | 15                        | 17                  |  |
| 64 Floor, wall, or other built-in hot-air units without ducts .....     | 16                   | 8            | 8            | —                            | —            | —                 | —          | 3                           | 7                         | 1                   |  |
| 65 Room heaters with flue .....   | 10                   | 9            | 1            | —                            | —            | 1                 | —          | 4                           | —                         | 1                   |  |
| 66 Room heaters without flue .....                                      | 82                   | 44           | 38           | —                            | 23           | 4                 | 8          | 5                           | 18                        | 20                  |  |
| 67 Portable electric heaters .....                                      | 547                  | 312          | 234          | 3                            | 23           | 37                | 66         | 63                          | 65                        | 92                  |  |
| 68 Stoves .....   | 119                  | 92           | 27           | —                            | 17           | 6                 | 6          | 26                          | 10                        | 34                  |  |
| 69 Fireplaces with inserts .....  | 126                  | 101          | 26           | 10                           | 6            | —                 | 3          | 17                          | 17                        | 17                  |  |
| 70 Fireplaces with no inserts .....                                     | 249                  | 183          | 66           | 19                           | 4            | 2                 | 8          | 25                          | 63                        | 27                  |  |
| 71 Cooking stove .....  | 49                   | 21           | 27           | —                            | 5            | 9                 | —          | 11                          | 5                         | 20                  |  |
| 72 Other .....  | 15                   | 7            | 7            | —                            | 3            | —                 | —          | 3                           | —                         | 2                   |  |
| <b>Plumbing</b>   |                      |              |              |                              |              |                   |            |                             |                           |                     |  |
| 73 With all plumbing facilities .....                                   | 8 841                | 4 027        | 4 814        | 373                          | 398          | 144               | 724        | 978                         | 2 066                     | 1 991               |  |
| 74 Lacking some or all plumbing facilities <sup>1</sup> .....           | 201                  | 60           | 141          | —                            | 3            | 201               | —          | 44                          | 57                        | 61                  |  |
| 75 No hot piped water .....   | 32                   | 3            | 28           | —                            | —            | 32                | —          | 7                           | 20                        | 19                  |  |
| 76 No bathtub and no shower .....                                       | 26                   | —            | 26           | —                            | —            | 26                | —          | 3                           | 18                        | 19                  |  |
| 77 No flush toilet .....  | 27                   | —            | 27           | —                            | —            | 27                | —          | 3                           | 19                        | 19                  |  |
| 78 No exclusive use .....   | 165                  | 56           | 109          | —                            | 3            | 165               | —          | 37                          | 35                        | 39                  |  |

| Total occupied units | In MSAs        |              | Outside MSAs | Urban        |              | Rural        |            |              | Regions      |            |              |              |          |
|----------------------|----------------|--------------|--------------|--------------|--------------|--------------|------------|--------------|--------------|------------|--------------|--------------|----------|
|                      | Central cities | Suburbs      |              | Total        | Outside MSAs | Total        | Suburbs    | Outside MSAs | Northeast    | Midwest    | South        | West         |          |
| <b>9 041</b>         | <b>4 300</b>   | <b>3 894</b> | <b>847</b>   | <b>7 990</b> | <b>438</b>   | <b>1 051</b> | <b>638</b> | <b>408</b>   | <b>1 460</b> | <b>680</b> | <b>3 168</b> | <b>3 734</b> | <b>1</b> |
| 230                  | 150            | 75           | 5            | 221          | 3            | 9            | 7          | 2            | 47           | 18         | 53           | 112          | 2        |
| 8 811                | 4 150          | 3 819        | 842          | 7 769        | 435          | 1 042        | 631        | 407          | 1 413        | 662        | 3 115        | 3 622        | 2        |
| 9 019                | 4 293          | 3 881        | 845          | 7 970        | 438          | 1 050        | 638        | 407          | 1 456        | 679        | 3 165        | 3 719        | 4        |
| 8 991                | 4 274          | 3 875        | 842          | 7 947        | 435          | 1 044        | 633        | 407          | 1 452        | 676        | 3 158        | 3 705        | 5        |
| 8 945                | 4 254          | 3 853        | 838          | 7 899        | 432          | 1 046        | 636        | 406          | 1 446        | 676        | 3 134        | 3 689        | 6        |
| 23                   | 11             | 9            | 3            | 18           | —            | 5            | —          | 3            | 4            | 3          | 8            | 7            | 7        |
| 36                   | 4              | 26           | 6            | 36           | 6            | —            | 2          | —            | 2            | —          | 12           | 22           | 8        |
| 3 301                | 1 231          | 1 849        | 222          | 2 882        | 113          | 419          | 305        | 109          | 289          | 221        | 1 368        | 1 424        | 9        |
| 5 432                | 2 184          | 2 619        | 629          | 4 598        | 295          | 835          | 496        | 334          | 689          | 406        | 2 109        | 2 228        | 10       |
| 4 440                | 1 640          | 2 250        | 550          | 3 715        | 240          | 725          | 410        | 310          | 408          | 393        | 1 755        | 1 885        | 11       |
| 3 714                | 1 586          | 1 959        | 169          | 3 410        | 120          | 304          | 251        | 49           | 150          | 200        | 1 188        | 2 175        | 12       |
| 288                  | 132            | 144          | 11           | 272          | 5            | 15           | 9          | 6            | 45           | 9          | 86           | 148          | 13       |
| 3 852                | 1 584          | 1 951        | 317          | 3 352        | 208          | 501          | 386        | 110          | 153          | 287        | 2 133        | 1 279        | 14       |
| 256                  | 111            | 127          | 18           | 220          | 14           | 36           | 31         | 4            | 3            | 10         | 163          | 80           | 15       |
| 1 690                | 920            | 610          | 160          | 1 498        | 77           | 192          | 108        | 84           | 539          | 188        | 368          | 595          | 16       |
| 694                  | 411            | 197          | 85           | 616          | 41           | 77           | 33         | 45           | 246          | 72         | 286          | 90           | 17       |
| 312                  | 139            | 140          | 33           | 276          | 19           | 37           | 22         | 14           | 101          | 16         | 164          | 31           | 18       |
| 4 216                | 1 868          | 1 947        | 402          | 3 695        | 226          | 521          | 343        | 176          | 333          | 480        | 1 454        | 1 949        | 19       |
| 1 188                | 852            | 311          | 25           | 1 155        | 3            | 33           | 11         | 22           | 1 005        | 102        | 31           | 50           | 20       |
| 1 008                | 406            | 542          | 59           | 877          | 36           | 131          | 106        | 23           | 4            | 11         | 796          | 197          | 21       |
| 344                  | 137            | 154          | 53           | 291          | 31           | 53           | 31         | 22           | 66           | 34         | 54           | 190          | 22       |
| 1 188                | 518            | 567          | 103          | 1 103        | 53           | 85           | 35         | 50           | 36           | 22         | 175          | 955          | 23       |
| 156                  | 84             | 46           | 26           | 126          | 7            | 30           | 11         | 19           | 4            | 17         | 42           | 93           | 24       |
| 354                  | 177            | 60           | 117          | 291          | 74           | 63           | 21         | 42           | 2            | 4          | 319          | 30           | 25       |
| 240                  | 86             | 132          | 22           | 172          | 5            | 68           | 51         | 17           | 1            | 3          | 144          | 92           | 26       |
| 46                   | 4              | 11           | 30           | 12           | 3            | 34           | 7          | 28           | —            | 3          | 9            | 35           | 27       |
| 9                    | 1              | 6            | 2            | 5            | —            | 4            | 2          | 2            | 2            | 2          | —            | 6            | 28       |
| 13                   | 6              | 7            | —            | 11           | —            | 2            | —          | —            | —            | —          | —            | 4            | 29       |
| 47                   | 28             | 20           | —            | 47           | —            | —            | —          | —            | —            | 1          | 37           | 10           | 30       |
| 35                   | 21             | 13           | 2            | 28           | —            | 8            | 6          | 2            | 7            | —          | 22           | 7            | 31       |
| 194                  | 111            | 78           | 5            | 176          | —            | 18           | 13         | 5            | —            | 1          | 80           | 113          | 32       |
| 44                   | 18             | 19           | 6            | 35           | 2            | 8            | 4          | 4            | 3            | 7          | 23           | 10           | 33       |
| 34                   | 32             | 2            | —            | 34           | —            | —            | —          | —            | 32           | 2          | —            | —            | 34       |
| 9                    | 3              | 6            | —            | 9            | —            | —            | —          | —            | 4            | —          | 5            | —            | 35       |
| 153                  | 52             | 69           | 32           | 127          | 17           | 25           | 11         | 15           | 23           | 7          | 37           | 85           | 36       |
| 36                   | 12             | 13           | 12           | 27           | 2            | 9            | —          | 9            | 1            | —          | 16           | 19           | 37       |
| 43                   | 16             | 11           | 16           | 30           | 5            | 13           | 2          | 11           | 1            | 3          | 21           | 17           | 38       |
| 82                   | 22             | 19           | 41           | 44           | 9            | 38           | 6          | 32           | 10           | 12         | 48           | 12           | 39       |
| 547                  | 234            | 248          | 64           | 468          | 32           | 79           | 47         | 32           | 96           | 30         | 165          | 255          | 40       |
| 172                  | 27             | 53           | 92           | 86           | 27           | 86           | 21         | 65           | 20           | 11         | 26           | 116          | 41       |
| 218                  | 56             | 131          | 31           | 159          | 9            | 59           | 38         | 21           | 11           | 8          | 35           | 163          | 42       |
| 284                  | 101            | 156          | 27           | 233          | 18           | 51           | 42         | 9            | 19           | 11         | 70           | 185          | 43       |
| 43                   | 15             | 22           | 5            | 41           | 3            | 2            | —          | 2            | 4            | 3          | 13           | 22           | 44       |
| 81                   | 48             | 18           | 15           | 73           | 9            | 8            | 2          | 6            | 15           | 12         | 17           | 37           | 45       |
| 7 324                | 3 619          | 3 151        | 555          | 6 609        | 319          | 716          | 475        | 236          | 1 264        | 575        | 2 653        | 2 832        | 46       |
| 280                  | 102            | 114          | 63           | 209          | 18           | 71           | 25         | 45           | 38           | 8          | 72           | 161          | 47       |
| 22                   | 7              | 11           | 4            | 18           | 2            | 4            | 2          | 2            | —            | 2          | 12           | 7            | 48       |
| 22                   | 22             | —            | —            | 22           | —            | —            | —          | —            | 22           | —          | —            | —            | 49       |
| 2                    | —              | 2            | —            | 2            | —            | —            | —          | —            | —            | —          | —            | —            | 50       |
| 71                   | 21             | 35           | 15           | 60           | 8            | 12           | 5          | 7            | 7            | 4          | 19           | 42           | 51       |
| 17                   | 5              | 4            | 8            | 11           | 2            | 6            | —          | 6            | —            | —          | 6            | 11           | 52       |
| 17                   | 6              | 2            | 9            | 10           | 3            | 7            | —          | 7            | —            | —          | 10           | 7            | 53       |
| 49                   | 4              | 12           | 32           | 11           | —            | 37           | 5          | 32           | 1            | —          | 5            | 43           | 54       |
| 30                   | 12             | 15           | 3            | 22           | —            | 8            | 5          | 3            | 4            | —          | 4            | 21           | 55       |
| 30                   | 10             | 17           | 2            | 20           | 2            | 10           | 10         | 3            | 3            | —          | 2            | 25           | 56       |
| 9                    | 8              | 1            | —            | 9            | —            | —            | —          | —            | —            | 1          | 5            | 4            | 57       |
| 27                   | 10             | 18           | —            | 27           | —            | —            | —          | —            | 1            | —          | 11           | 15           | 58       |
| 1 167                | 440            | 519          | 209          | 933          | 99           | 234          | 124        | 109          | 158          | 83         | 321          | 605          | 59       |
| 12                   | 2              | 7            | 3            | 7            | —            | 5            | 2          | 3            | 3            | 4          | 2            | 3            | 60       |
| 8                    | 8              | —            | —            | 8            | —            | —            | —          | —            | 6            | 2          | —            | —            | 61       |
| 6                    | 3              | 3            | —            | 6            | —            | —            | —          | —            | 3            | —          | 3            | —            | 62       |
| 74                   | 26             | 32           | 17           | 61           | 9            | 14           | 6          | 8            | 16           | 3          | 14           | 41           | 63       |
| 16                   | 5              | 8            | 3            | 13           | —            | 3            | —          | 3            | —            | —          | 8            | 8            | 64       |
| 10                   | 5              | 1            | 4            | 8            | 2            | 2            | —          | 2            | —            | 3          | 3            | 5            | 65       |
| 82                   | 22             | 19           | 41           | 44           | 9            | 38           | 6          | 32           | 10           | 12         | 48           | 12           | 66       |
| 547                  | 234            | 248          | 64           | 468          | 32           | 79           | 47         | 32           | 96           | 30         | 165          | 255          | 67       |
| 119                  | 20             | 39           | 60           | 70           | 27           | 49           | 16         | 33           | 18           | 9          | 21           | 71           | 68       |
| 126                  | 32             | 73           | 21           | 85           | 7            | 41           | 27         | 14           | 5            | 7          | 29           | 86           | 69       |
| 249                  | 89             | 136          | 23           | 209          | 16           | 40           | 32         | 7            | 16           | 11         | 66           | 156          | 70       |
| 49                   | 29             | 11           | 8            | 45           | 7            | 3            | 2          | 1            | 11           | 7          | 7            | 23           | 71       |
| 15                   | 6              | 3            | 5            | 13           | 3            | 2            | —          | 2            | 2            | 3          | 3            | 7            | 72       |
| 8 841                | 4 171          | 3 845        | 825          | 7 807        | 426          | 1 034        | 630        | 399          | 1 427        | 666        | 3 114        | 3 634        | 73       |
| 201                  | 130            | 49           | 22           | 184          | 13           | 17           | 8          | 9            | 32           | 14         | 54           | 100          | 74       |
| 32                   | 25             | 6            | —            | 29           | —            | 2            | —          | —            | 3            | 5          | 7            | 17           | 75       |
| 26                   | 21             | 5            | —            | 24           | —            | 2            | —          | —            | 5            | 3          | 3            | 14           | 76       |
| 27                   | 22             | 5            | —            | 25           | —            | 2            | —          | —            | 5            | 3          | 3            | 16           | 77       |
| 165                  | 100            | 43           | 22           | 150          | 13           | 15           | 6          | 9            | 28           | 9          | 47           | 81           | 78       |

**Table 6-4. Selected Equipment and Plumbing—Occupied Units With Hispanic Householder—**

[Numbers in thousands. Consistent with the 1990 Census. ... means not applicable or sample too small. – means zero or rounds to zero]

| Characteristics                                      | Total occupied units | Tenure |        | Housing unit characteristics |              |                   |          | Household characteristics   |                    |                     |
|--|----------------------|--------|--------|------------------------------|--------------|-------------------|----------|-----------------------------|--------------------|---------------------|
|  |                      | Owner  | Renter | New construction 4 years     | Mobile homes | Physical problems |          | Elderly (65 years and over) | Moved in past year | Below poverty level |
|  |                      |        |        |                              |              | Severe            | Moderate |                             |                    |                     |
| <b>Primary Source of Water</b>                       |                      |        |        |                              |              |                   |          |                             |                    |                     |
| 1 Public system or private company .....             | 8 762                | 3 869  | 4 893  | 349                          | 344          | 334               | 694      | 994                         | 2 085              | 2 004               |
| 2 Well serving 1 to 5 units .....                    | 264                  | 208    | 56     | 23                           | 57           | 5                 | 29       | 26                          | 32                 | 49                  |
| 3 Drilled .....                                      | 232                  | 189    | 43     | 23                           | 50           | 1                 | 23       | 23                          | 24                 | 40                  |
| 4 Dug .....  | 18                   | 11     | 7      | —                            | —            | 2                 | 3        | 3                           | 2                  | 7                   |
| 5 Not reported .....                                 | 15                   | 8      | 6      | —                            | 7            | 2                 | 3        | —                           | 5                  | 2                   |
| 6 Other .....  | 15                   | 9      | 5      | —                            | —            | 5                 | —        | 3                           | 5                  | —                   |
| <b>Safety of Primary Source of Water</b>             |                      |        |        |                              |              |                   |          |                             |                    |                     |
| 7 Selected primary water sources <sup>2</sup> .....  | 9 030                | 4 081  | 4 949  | 373                          | 401          | 339               | 724      | 1 022                       | 2 117              | 2 052               |
| 8 Safe to drink .....                                | 6 793                | 3 258  | 3 536  | 307                          | 317          | 218               | 554      | 872                         | 1 500              | 1 510               |
| 9 Not safe to drink .....                            | 2 113                | 778    | 1 335  | 66                           | 81           | 109               | 162      | 137                         | 576                | 510                 |
| 10 Safety not reported .....                         | 124                  | 45     | 79     | —                            | 3            | 12                | 7        | 13                          | 41                 | 32                  |
| <b>Source of Drinking Water</b>                      |                      |        |        |                              |              |                   |          |                             |                    |                     |
| 11 Primary source not safe to drink .....            | 2 113                | 778    | 1 335  | 66                           | 81           | 109               | 162      | 137                         | 576                | 510                 |
| 12 Drinking and primary water source the same .....  | 338                  | 107    | 231    | 6                            | 3            | 23                | 25       | 18                          | 100                | 100                 |
| 13 Public or private system .....                    | 334                  | 102    | 231    | 6                            | 3            | 23                | 25       | 18                          | 98                 | 100                 |
| 14 Individual well .....                             | 4                    | 4      | —      | —                            | —            | —                 | —        | —                           | 2                  | —                   |
| 15 Spring .....                                      | —                    | —      | —      | —                            | —            | —                 | —        | —                           | —                  | —                   |
| 16 Cistern .....                                     | —                    | —      | —      | —                            | —            | —                 | —        | —                           | —                  | —                   |
| 17 Stream or lake .....                              | —                    | —      | —      | —                            | —            | —                 | —        | —                           | —                  | —                   |
| 18 Other .....                                       | —                    | —      | —      | —                            | —            | —                 | —        | —                           | —                  | —                   |
| 19 Drinking and primary water source different ..... | 1 775                | 671    | 1 103  | 60                           | 78           | 86                | 137      | 119                         | 475                | 410                 |
| 20 Public or private system .....                    | —                    | —      | —      | —                            | —            | —                 | —        | —                           | —                  | —                   |
| 21 Individual well .....                             | 18                   | 12     | 6      | 3                            | —            | —                 | 2        | —                           | 2                  | 4                   |
| 22 Spring .....                                      | 22                   | 7      | 15     | —                            | —            | 2                 | 1        | 1                           | 7                  | 5                   |
| 23 Cistern .....                                     | 10                   | 6      | 5      | —                            | —            | —                 | —        | —                           | 2                  | 1                   |
| 24 Stream or lake .....                              | —                    | —      | —      | —                            | —            | —                 | —        | —                           | —                  | —                   |
| 25 Commercial bottled water .....                    | 1 364                | 502    | 862    | 41                           | 64           | 69                | 106      | 100                         | 377                | 302                 |
| 26 Other .....                                       | 360                  | 144    | 216    | 15                           | 14           | 14                | 27       | 18                          | 88                 | 97                  |
| 27 Source of drinking water not reported.....        | —                    | —      | —      | —                            | —            | —                 | —        | —                           | —                  | —                   |
| <b>Means of Sewage Disposal</b>                      |                      |        |        |                              |              |                   |          |                             |                    |                     |
| 28 Public sewer .....                                | 8 362                | 3 603  | 4 759  | 319                          | 225          | 330               | 651      | 956                         | 2 023              | 1 904               |
| 29 Septic tank, cesspool, chemical toilet .....      | 675                  | 484    | 191    | 53                           | 177          | 10                | 72       | 66                          | 95                 | 144                 |
| 30 Other .....                                       | 4                    | —      | 4      | —                            | —            | 4                 | —        | —                           | 4                  | 4                   |

<sup>1</sup>Figures may not add to total because more than one category may apply to a unit.

<sup>2</sup>Excludes units where primary source of water is commercial bottled water.

Con.

| Total occupied units | In MSAs        |         | Outside MSAs | Urban |              | Rural |         |              | Regions   |         |       |       |    |
|----------------------|----------------|---------|--------------|-------|--------------|-------|---------|--------------|-----------|---------|-------|-------|----|
|                      | Central cities | Suburbs |              | Total | Outside MSAs | Total | Suburbs | Outside MSAs | Northeast | Midwest | South | West  |    |
| 8 762                | 4 293          | 3 736   | 733          | 7 930 | 431          | 832   | 526     | 302          | 1 428     | 633     | 3 063 | 3 638 | 1  |
| 264                  | —              | 153     | 111          | 48    | 7            | 217   | 113     | 104          | 31        | 40      | 105   | 88    | 2  |
| 232                  | —              | 140     | 92           | 48    | 7            | 184   | 99      | 85           | 25        | 37      | 92    | 77    | 3  |
| 18                   | —              | 5       | 13           | —     | —            | 18    | 5       | 13           | 4         | 2       | 6     | 6     | 4  |
| 15                   | —              | 9       | 6            | —     | —            | 15    | 9       | 6            | 2         | —       | 8     | 5     | 5  |
| 15                   | 7              | 5       | 3            | 12    | —            | 3     | —       | 3            | —         | 7       | —     | 8     | 6  |
| 9 030                | 4 293          | 3 890   | 847          | 7 979 | 438          | 1 051 | 638     | 408          | 1 460     | 676     | 3 168 | 3 726 | 7  |
| 6 793                | 3 145          | 2 867   | 781          | 5 912 | 395          | 882   | 493     | 386          | 1 148     | 573     | 2 554 | 2 519 | 8  |
| 2 113                | 1 099          | 954     | 59           | 1 966 | 37           | 146   | 122     | 22           | 299       | 94      | 556   | 1 163 | 9  |
| 124                  | 49             | 69      | 6            | 101   | 6            | 23    | 23      | —            | 12        | 9       | 57    | 45    | 10 |
| 2 113                | 1 099          | 954     | 59           | 1 966 | 37           | 146   | 122     | 22           | 299       | 94      | 556   | 1 163 | 11 |
| 338                  | 198            | 131     | 9            | 321   | 7            | 17    | 15      | 2            | 91        | 24      | 76    | 147   | 12 |
| 334                  | 198            | 126     | 9            | 319   | 7            | 14    | 12      | 2            | 91        | 24      | 72    | 147   | 13 |
| 4                    | —              | 4       | —            | 2     | —            | 2     | 2       | —            | —         | —       | 4     | —     | 14 |
| —                    | —              | —       | —            | —     | —            | —     | —       | —            | —         | —       | —     | —     | 15 |
| —                    | —              | —       | —            | —     | —            | —     | —       | —            | —         | —       | —     | —     | 16 |
| —                    | —              | —       | —            | —     | —            | —     | —       | —            | —         | —       | —     | —     | 17 |
| —                    | —              | —       | —            | —     | —            | —     | —       | —            | —         | —       | —     | —     | 18 |
| 1 775                | 901            | 824     | 50           | 1 645 | 30           | 129   | 107     | 20           | 208       | 70      | 480   | 1 016 | 19 |
| —                    | —              | —       | —            | —     | —            | —     | —       | —            | —         | —       | —     | —     | 20 |
| 18                   | 14             | 4       | —            | 18    | —            | —     | —       | —            | 2         | —       | 16    | —     | 21 |
| 22                   | 4              | 17      | —            | 19    | —            | 2     | 2       | —            | 5         | 2       | 6     | 8     | 22 |
| 10                   | 3              | 8       | —            | 8     | —            | 3     | 3       | —            | —         | —       | —     | 10    | 23 |
| —                    | —              | —       | —            | —     | —            | —     | —       | —            | —         | —       | —     | —     | 24 |
| 1 364                | 676            | 645     | 42           | 1 252 | 22           | 112   | 90      | 20           | 143       | 34      | 362   | 825   | 25 |
| 360                  | 204            | 149     | 7            | 348   | 7            | 12    | 12      | —            | 58        | 34      | 96    | 171   | 26 |
| —                    | —              | —       | —            | —     | —            | —     | —       | —            | —         | —       | —     | —     | 27 |
| 8 362                | 4 269          | 3 538   | 555          | 7 824 | 424          | 538   | 405     | 131          | 1 403     | 619     | 2 865 | 3 475 | 28 |
| 675                  | 27             | 356     | 291          | 162   | 14           | 513   | 233     | 277          | 56        | 61      | 303   | 254   | 29 |
| 4                    | 4              | —       | —            | 4     | —            | —     | —       | —            | —         | —       | —     | 4     | 30 |



**Table 6-5. Fuels—Occupied Units With Hispanic Householder**

[Numbers in thousands. Consistent with the 1990 Census. ... means not applicable or sample too small. – means zero or rounds to zero]

| Characteristics                              | Total occupied units | Tenure       |              | Housing unit characteristics |              |                   |            | Household characteristics   |                    |                     |
|--|----------------------|--------------|--------------|------------------------------|--------------|-------------------|------------|-----------------------------|--------------------|---------------------|
|  |                      | Owner        | Renter       | New construction 4 years     | Mobile homes | Physical problems |            | Elderly (65 years and over) | Moved in past year | Below poverty level |
|  |                      |              |              |                              |              | Severe            | Moderate   |                             |                    |                     |
| <b>1 Total .....</b>                         | <b>9 041</b>         | <b>4 087</b> | <b>4 955</b> | <b>373</b>                   | <b>401</b>   | <b>344</b>        | <b>724</b> | <b>1 022</b>                | <b>2 122</b>       | <b>2 052</b>        |
| <b>Main House Heating Fuel</b>               |                      |              |              |                              |              |                   |            |                             |                    |                     |
| 2 Housing units with heating fuel .....      | 8 847                | 4 049        | 4 798        | 373                          | 375          | 322               | 694        | 1 006                       | 2 055              | 1 983               |
| 3 Electricity .....                          | 3 121                | 1 258        | 1 863        | 190                          | 128          | 83                | 117        | 324                         | 928                | 745                 |
| 4 Piped gas .....                            | 4 648                | 2 430        | 2 218        | 164                          | 136          | 148               | 463        | 534                         | 981                | 967                 |
| 5 Bottled gas .....                          | 210                  | 149          | 61           | 15                           | 75           | 3                 | 31         | 42                          | 19                 | 42                  |
| 6 Fuel oil .....                             | 729                  | 142          | 588          | –                            | 1            | 82                | 42         | 85                          | 109                | 194                 |
| 7 Kerosene or other liquid fuel .....        | 39                   | 10           | 29           | –                            | 23           | –                 | 35         | –                           | 7                  | 4                   |
| 8 Coal or coke .....                         | 3                    | 1            | 1            | –                            | –            | –                 | –          | –                           | –                  | 1                   |
| 9 Wood .....                                 | 72                   | 54           | 18           | 3                            | 11           | 6                 | 7          | 13                          | 7                  | 25                  |
| 10 Solar energy .....                        | –                    | –            | –            | –                            | –            | –                 | –          | –                           | –                  | –                   |
| 11 Other .....                               | 25                   | 5            | 20           | –                            | –            | –                 | –          | 6                           | 4                  | 5                   |
| <b>Other House Heating Fuels<sup>1</sup></b> |                      |              |              |                              |              |                   |            |                             |                    |                     |
| 12 With other heating fuel .....             | 1 473                | 905          | 588          | 44                           | 78           | 77                | 115        | 207                         | 255                | 293                 |
| 13 Electricity .....                         | 735                  | 410          | 326          | 5                            | 30           | 43                | 82         | 100                         | 100                | 130                 |
| 14 Piped gas .....                           | 253                  | 169          | 84           | 20                           | 5            | 25                | 14         | 32                          | 50                 | 49                  |
| 15 Bottled gas .....                         | 42                   | 37           | 5            | 3                            | 5            | 2                 | 5          | 2                           | 5                  | 7                   |
| 16 Fuel oil .....                            | 61                   | 26           | 35           | 2                            | 4            | 6                 | 10         | 9                           | 9                  | 15                  |
| 17 Kerosene or other liquid fuel .....       | 29                   | 13           | 15           | –                            | 16           | –                 | –          | 2                           | 13                 | 13                  |
| 18 Coal or coke .....                        | –                    | –            | –            | –                            | –            | –                 | –          | –                           | –                  | –                   |
| 19 Wood .....                                | 497                  | 356          | 142          | 14                           | 33           | 14                | 24         | 78                          | 96                 | 99                  |
| 20 Solar energy .....                        | –                    | –            | –            | –                            | –            | –                 | –          | –                           | –                  | –                   |
| 21 Other .....                               | 34                   | 29           | 6            | 2                            | 1            | 2                 | 1          | 5                           | 3                  | 5                   |
| <b>Cooking Fuel</b>                          |                      |              |              |                              |              |                   |            |                             |                    |                     |
| 22 With cooking fuel .....                   | 9 004                | 4 082        | 4 921        | 373                          | 397          | 327               | 704        | 1 019                       | 2 102              | 2 033               |
| 23 Electricity .....                         | 3 717                | 1 658        | 2 059        | 190                          | 136          | 79                | 190        | 440                         | 1 042              | 739                 |
| 24 Piped gas .....                           | 4 995                | 2 221        | 2 775        | 170                          | 170          | 241               | 473        | 532                         | 1 022              | 1 207               |
| 25 Bottled gas .....                         | 282                  | 196          | 87           | 10                           | 91           | 7                 | 40         | 43                          | 38                 | 84                  |
| 26 Kerosene or other liquid fuel .....       | –                    | –            | –            | –                            | –            | –                 | –          | –                           | –                  | –                   |
| 27 Coal or coke .....                        | –                    | –            | –            | –                            | –            | –                 | –          | –                           | –                  | –                   |
| 28 Wood .....                                | 4                    | 4            | –            | –                            | –            | –                 | –          | 4                           | –                  | 4                   |
| 29 Other .....                               | 6                    | 5            | 1            | 2                            | –            | –                 | –          | –                           | 1                  | –                   |
| <b>Water Heating Fuel</b>                    |                      |              |              |                              |              |                   |            |                             |                    |                     |
| 30 With hot piped water .....                | 9 010                | 4 083        | 4 926        | 373                          | 401          | 313               | 724        | 1 015                       | 2 102              | 2 033               |
| 31 Electricity .....                         | 2 811                | 1 179        | 1 631        | 150                          | 221          | 65                | 185        | 314                         | 807                | 618                 |
| 32 Piped gas .....                           | 5 384                | 2 650        | 2 734        | 214                          | 117          | 184               | 490        | 577                         | 1 171              | 1 190               |
| 33 Bottled gas .....                         | 226                  | 155          | 71           | 8                            | 54           | 3                 | 20         | 43                          | 33                 | 52                  |
| 34 Fuel oil .....                            | 548                  | 84           | 464          | –                            | –            | 61                | 27         | 72                          | 77                 | 153                 |
| 35 Kerosene or other liquid fuel .....       | –                    | –            | –            | –                            | –            | –                 | –          | –                           | –                  | –                   |
| 36 Coal or coke .....                        | –                    | –            | –            | –                            | –            | –                 | –          | –                           | –                  | –                   |
| 37 Wood .....                                | –                    | –            | –            | –                            | –            | –                 | –          | –                           | –                  | –                   |
| 38 Solar energy .....                        | 10                   | 10           | –            | –                            | –            | –                 | –          | 6                           | 1                  | –                   |
| 39 Other .....                               | 31                   | 5            | 26           | –                            | 9            | –                 | 2          | 4                           | 14                 | 21                  |
| <b>Central Air Conditioning Fuel</b>         |                      |              |              |                              |              |                   |            |                             |                    |                     |
| 40 With central air conditioning .....       | 3 852                | 2 138        | 1 715        | 294                          | 158          | 81                | 129        | 456                         | 982                | 652                 |
| 41 Electricity .....                         | 3 719                | 2 060        | 1 659        | 264                          | 145          | 78                | 125        | 436                         | 950                | 635                 |
| 42 Piped gas .....                           | 115                  | 66           | 49           | 18                           | 3            | –                 | 3          | 20                          | 30                 | 15                  |
| 43 Other .....                               | 19                   | 12           | 7            | 12                           | 10           | 3                 | –          | –                           | 2                  | 2                   |
| <b>Other Central Air Fuel</b>                |                      |              |              |                              |              |                   |            |                             |                    |                     |
| 44 With other central air .....              | 256                  | 165          | 91           | 41                           | 6            | 8                 | 8          | 25                          | 67                 | 34                  |
| 45 Electricity .....                         | 249                  | 158          | 91           | 39                           | 5            | 8                 | 6          | 25                          | 65                 | 31                  |
| 46 Gas .....                                 | 7                    | 7            | –            | 2                            | 1            | –                 | 1          | –                           | 2                  | 2                   |
| 47 Other .....                               | –                    | –            | –            | –                            | –            | –                 | –          | –                           | –                  | –                   |
| <b>Clothes Dryer Fuel</b>                    |                      |              |              |                              |              |                   |            |                             |                    |                     |
| 48 With clothes dryer .....                  | 4 440                | 3 214        | 1 226        | 283                          | 224          | 90                | 262        | 559                         | 732                | 635                 |
| 49 Electricity .....                         | 3 087                | 2 137        | 950          | 197                          | 201          | 51                | 201        | 390                         | 535                | 475                 |
| 50 Piped gas .....                           | 1 310                | 1 042        | 288          | 85                           | 16           | 39                | 61         | 162                         | 196                | 156                 |
| 51 Other .....                               | 43                   | 35           | 8            | 2                            | 7            | –                 | –          | 7                           | 2                  | 4                   |
| <b>Units Using Each Fuel<sup>1</sup></b>     |                      |              |              |                              |              |                   |            |                             |                    |                     |
| 52 Electricity .....                         | 9 031                | 4 087        | 4 944        | 373                          | 401          | 334               | 724        | 1 022                       | 2 115              | 2 052               |
| 53 Piped gas .....                           | 6 546                | 2 965        | 3 580        | 234                          | 188          | 276               | 587        | 702                         | 1 441              | 1 523               |
| 54 Bottled gas .....                         | 396                  | 281          | 115          | 20                           | 119          | 7                 | 40         | 63                          | 53                 | 98                  |
| 55 Fuel oil .....                            | 1 337                | 337          | 1 000        | 6                            | 52           | 103               | 115        | 150                         | 241                | 340                 |
| 56 Kerosene or other liquid fuel .....       | 68                   | 24           | 44           | –                            | 39           | –                 | 35         | 2                           | 20                 | 17                  |
| 57 Coal or coke .....                        | 3                    | 1            | 1            | –                            | –            | –                 | –          | –                           | –                  | 1                   |
| 58 Wood .....                                | 538                  | 383          | 155          | 16                           | 39           | 14                | 28         | 80                          | 100                | 109                 |
| 59 Solar energy .....                        | 10                   | 10           | –            | –                            | –            | –                 | –          | 6                           | 1                  | –                   |
| 60 Other .....                               | 100                  | 45           | 55           | 4                            | 10           | 5                 | 4          | 15                          | 25                 | 31                  |
| 61 All electric units .....                  | 2 033                | 801          | 1 232        | 125                          | 73           | 47                | 70         | 228                         | 627                | 417                 |

<sup>1</sup>Figures may not add to total because more than one category may apply to a unit.

| Total occupied units | In MSAs        |         | Outside MSAs | Urban |              | Rural |         |              | Regions   |         |       |       |    |
|----------------------|----------------|---------|--------------|-------|--------------|-------|---------|--------------|-----------|---------|-------|-------|----|
|                      | Central cities | Suburbs |              | Total | Outside MSAs | Total | Suburbs | Outside MSAs | Northeast | Midwest | South | West  |    |
| 9 041                | 4 300          | 3 894   | 847          | 7 990 | 438          | 1 051 | 638     | 408          | 1 460     | 680     | 3 168 | 3 734 | 1  |
| 8 847                | 4 189          | 3 816   | 842          | 7 814 | 438          | 1 033 | 625     | 403          | 1 460     | 679     | 3 088 | 3 621 | 2  |
| 3 121                | 1 344          | 1 519   | 258          | 2 697 | 135          | 424   | 296     | 123          | 1 299     | 98      | 1 849 | 1 044 | 3  |
| 4 648                | 2 261          | 1 973   | 414          | 4 299 | 276          | 349   | 211     | 138          | 632       | 519     | 1 061 | 2 436 | 4  |
| 210                  | 34             | 108     | 67           | 80    | 15           | 130   | 77      | 52           | 17        | 27      | 92    | 73    | 5  |
| 729                  | 525            | 173     | 32           | 686   | 4            | 44    | 16      | 28           | 677       | 21      | 28    | 3     | 6  |
| 39                   | 7              | 6       | 26           | 10    | 3            | 29    | 6       | 23           | 2         | —       | 35    | 2     | 7  |
| 3                    | 1              | —       | 1            | 1     | —            | 1     | —       | 1            | —         | —       | —     | 3     | 8  |
| 72                   | 7              | 21      | 44           | 23    | 5            | 50    | 11      | 38           | 2         | 7       | 11    | 53    | 9  |
| —                    | —              | —       | —            | —     | —            | —     | —       | —            | —         | —       | —     | —     | 10 |
| 25                   | 10             | 16      | —            | 18    | —            | 7     | 7       | —            | —         | 6       | 13    | 7     | 11 |
| 1 473                | 564            | 640     | 269          | 1 176 | 117          | 297   | 145     | 152          | 195       | 97      | 406   | 774   | 12 |
| 735                  | 316            | 320     | 100          | 635   | 54           | 101   | 55      | 46           | 121       | 43      | 236   | 334   | 13 |
| 253                  | 106            | 107     | 40           | 230   | 30           | 23    | 13      | 10           | 22        | 27      | 71    | 133   | 14 |
| 42                   | 2              | 9       | 31           | 7     | —            | 36    | 4       | 31           | 2         | 5       | 15    | 20    | 15 |
| 61                   | 32             | 19      | 11           | 48    | —            | 13    | 2       | 11           | 32        | 2       | 20    | 6     | 16 |
| 29                   | 2              | 7       | 20           | 8     | 2            | 20    | 2       | 18           | 2         | 8       | 16    | 2     | 17 |
| —                    | —              | —       | —            | —     | —            | —     | —       | —            | —         | —       | —     | —     | 18 |
| 497                  | 131            | 246     | 121          | 340   | 46           | 158   | 83      | 75           | 41        | 20      | 90    | 346   | 19 |
| —                    | —              | —       | —            | —     | —            | —     | —       | —            | —         | —       | —     | —     | 20 |
| 34                   | 11             | 17      | 6            | 27    | 3            | 7     | 4       | 3            | 3         | —       | 11    | 21    | 21 |
| 9 004                | 4 269          | 3 888   | 847          | 7 953 | 438          | 1 051 | 638     | 408          | 1 452     | 679     | 3 155 | 3 718 | 22 |
| 3 717                | 1 550          | 1 745   | 422          | 3 186 | 193          | 531   | 300     | 229          | 328       | 209     | 1 887 | 1 292 | 23 |
| 4 995                | 2 673          | 1 985   | 337          | 4 647 | 234          | 349   | 243     | 103          | 1 097     | 447     | 1 118 | 2 334 | 24 |
| 282                  | 46             | 152     | 84           | 115   | 12           | 168   | 95      | 73           | 27        | 22      | 147   | 86    | 25 |
| —                    | —              | —       | —            | —     | —            | —     | —       | —            | —         | —       | —     | —     | 26 |
| —                    | —              | —       | —            | —     | —            | —     | —       | —            | —         | —       | —     | —     | 27 |
| 4                    | —              | —       | 4            | —     | —            | 4     | —       | 4            | —         | —       | —     | 4     | 28 |
| 6                    | —              | 6       | —            | 6     | —            | —     | —       | —            | —         | —       | 2     | 4     | 29 |
| 9 010                | 4 275          | 3 888   | 847          | 7 961 | 438          | 1 049 | 636     | 408          | 1 457     | 675     | 3 161 | 3 717 | 30 |
| 2 811                | 1 137          | 1 329   | 344          | 2 294 | 120          | 517   | 291     | 224          | 171       | 134     | 1 822 | 683   | 31 |
| 5 384                | 2 665          | 2 306   | 413          | 4 990 | 292          | 394   | 271     | 121          | 729       | 504     | 1 239 | 2 913 | 32 |
| 226                  | 43             | 114     | 68           | 106   | 15           | 119   | 66      | 53           | 18        | 23      | 84    | 101   | 33 |
| 548                  | 407            | 130     | 12           | 533   | 3            | 15    | 6       | 9            | 539       | —       | 6     | 2     | 34 |
| —                    | —              | —       | —            | —     | —            | —     | —       | —            | —         | —       | —     | —     | 35 |
| —                    | —              | —       | —            | —     | —            | —     | —       | —            | —         | —       | —     | —     | 36 |
| —                    | —              | —       | —            | —     | —            | —     | —       | —            | —         | —       | —     | —     | 37 |
| 10                   | 5              | 4       | 2            | 7     | —            | 3     | 1       | 2            | —         | 2       | 1     | 7     | 38 |
| 31                   | 18             | 6       | 7            | 31    | 7            | —     | —       | —            | —         | 12      | 8     | 11    | 39 |
| 3 852                | 1 584          | 1 951   | 317          | 3 352 | 208          | 501   | 386     | 110          | 153       | 287     | 2 133 | 1 279 | 40 |
| 3 719                | 1 535          | 1 889   | 295          | 3 237 | 197          | 483   | 382     | 98           | 138       | 271     | 2 095 | 1 215 | 41 |
| 115                  | 46             | 60      | 8            | 108   | 8            | 6     | 4       | —            | 12        | 13      | 28    | 62    | 42 |
| 19                   | 3              | 2       | 14           | 7     | 2            | 12    | —       | 12           | 3         | 3       | 10    | 3     | 43 |
| 256                  | 111            | 127     | 18           | 220   | 14           | 36    | 31      | 4            | 3         | 10      | 163   | 80    | 44 |
| 249                  | 106            | 127     | 17           | 213   | 12           | 36    | 31      | 4            | 3         | 10      | 159   | 78    | 45 |
| 7                    | 5              | —       | 1            | 7     | 1            | —     | —       | —            | —         | —       | 4     | 2     | 46 |
| —                    | —              | —       | —            | —     | —            | —     | —       | —            | —         | —       | —     | —     | 47 |
| 4 440                | 1 640          | 2 250   | 550          | 3 715 | 240          | 725   | 410     | 310          | 408       | 393     | 1 755 | 1 885 | 48 |
| 3 087                | 1 131          | 1 470   | 486          | 2 496 | 210          | 591   | 311     | 276          | 273       | 190     | 1 533 | 1 090 | 49 |
| 1 310                | 504            | 755     | 51           | 1 199 | 27           | 111   | 87      | 24           | 131       | 199     | 210   | 769   | 50 |
| 43                   | 5              | 25      | 13           | 20    | 3            | 23    | 13      | 10           | 3         | 4       | 11    | 26    | 51 |
| 9 031                | 4 293          | 3 891   | 847          | 7 980 | 438          | 1 051 | 638     | 408          | 1 457     | 680     | 3 165 | 3 730 | 52 |
| 6 546                | 3 377          | 2 679   | 490          | 6 066 | 341          | 480   | 328     | 150          | 1 280     | 590     | 1 499 | 3 177 | 53 |
| 396                  | 69             | 196     | 131          | 161   | 18           | 235   | 122     | 113          | 42        | 32      | 200   | 123   | 54 |
| 1 337                | 844            | 393     | 99           | 1 205 | 25           | 132   | 58      | 74           | 836       | 54      | 262   | 185   | 55 |
| 68                   | 9              | 13      | 46           | 19    | 5            | 49    | 9       | 41           | 5         | 8       | 50    | 5     | 56 |
| 3                    | 1              | —       | 1            | 1     | —            | 1     | —       | 1            | —         | —       | —     | 3     | 57 |
| 538                  | 137            | 258     | 143          | 353   | 46           | 184   | 87      | 97           | 43        | 22      | 96    | 376   | 58 |
| 10                   | 5              | 4       | 2            | 7     | —            | 3     | 1       | 2            | —         | 2       | 1     | 7     | 59 |
| 100                  | 42             | 45      | 13           | 86    | 10           | 15    | 11      | 3            | 6         | 18      | 34    | 42    | 60 |
| 2 033                | 851            | 1 007   | 175          | 1 748 | 77           | 285   | 184     | 98           | 66        | 54      | 1 437 | 476   | 61 |

**Table 6-6. Failures in Equipment—Occupied Units With Hispanic Householder**

[Numbers in thousands. Consistent with the 1990 Census. ... means not applicable or sample too small. – means zero or rounds to zero]

| Characteristics   | Total occupied units | Tenure       |              | Housing unit characteristics |              |                   |            | Household characteristics   |                    |                     |
|---|----------------------|--------------|--------------|------------------------------|--------------|-------------------|------------|-----------------------------|--------------------|---------------------|
|   |                      | Owner        | Renter       | New construction 4 years     | Mobile homes | Physical problems |            | Elderly (65 years and over) | Moved in past year | Below poverty level |
|   |                      |              |              |                              |              | Severe            | Moderate   |                             |                    |                     |
| <b>1 Total</b>  | <b>9 041</b>         | <b>4 087</b> | <b>4 955</b> | <b>373</b>                   | <b>401</b>   | <b>344</b>        | <b>724</b> | <b>1 022</b>                | <b>2 122</b>       | <b>2 052</b>        |
| <b>Water Supply Stoppage</b>  |                      |              |              |                              |              |                   |            |                             |                    |                     |
| 2 With hot and cold piped water                                     | 9 010                | 4 083        | 4 926        | 373                          | 401          | 313               | 724        | 1 015                       | 2 102              | 2 033               |
| 3 No stoppage in last 3 months                                      | 8 516                | 3 916        | 4 601        | 350                          | 361          | 269               | 697        | 975                         | 1 997              | 1 901               |
| 4 With stoppage in last 3 months                                    | 408                  | 131          | 277          | 22                           | 33           | 43                | 24         | 33                          | 86                 | 113                 |
| 5 No stoppage lasting 6 hours or more                               | 188                  | 49           | 139          | 8                            | 16           | 22                | 7          | 24                          | 41                 | 46                  |
| 6 1 time lasting 6 hours or more                                    | 128                  | 69           | 59           | 14                           | 16           | 4                 | 10         | 3                           | 24                 | 38                  |
| 7 2 times   | 41                   | 5            | 36           | —                            | —            | 2                 | 5          | 3                           | 10                 | 13                  |
| 8 3 times   | 21                   | 3            | 19           | —                            | —            | 9                 | —          | 3                           | 6                  | 8                   |
| 9 4 times or more   | 31                   | 7            | 24           | —                            | 2            | 6                 | 2          | —                           | 6                  | 9                   |
| 10 Number of times not reported                                     | —                    | —            | —            | —                            | —            | —                 | —          | —                           | —                  | —                   |
| 11 Stoppage not reported  | 85                   | 36           | 48           | —                            | 8            | —                 | 2          | 8                           | 19                 | 20                  |
| <b>Flush Toilet Breakdowns</b>                                      |                      |              |              |                              |              |                   |            |                             |                    |                     |
| 12 With one or more flush toilets                                   | 9 014                | 4 087        | 4 927        | 373                          | 401          | 317               | 724        | 1 019                       | 2 103              | 2 033               |
| 13 With at least one working toilet at all times in last 3 months   | 8 523                | 3 918        | 4 605        | 368                          | 386          | 261               | 656        | 986                         | 1 964              | 1 864               |
| 14 None working some time in last 3 months                          | 374                  | 122          | 252          | 5                            | 5            | 45                | 53         | 21                          | 117                | 139                 |
| 15 No breakdowns lasting 6 hours or more                            | 146                  | 48           | 98           | 4                            | 2            | 14                | 12         | 7                           | 50                 | 59                  |
| 16 1 time lasting 6 hours or more                                   | 172                  | 60           | 111          | —                            | 1            | 17                | 22         | 15                          | 46                 | 62                  |
| 17 2 times  | 25                   | 6            | 19           | —                            | —            | 3                 | —          | —                           | 9                  | 7                   |
| 18 3 times  | 7                    | 2            | 5            | —                            | —            | 4                 | 4          | —                           | 4                  | —                   |
| 19 4 times or more  | 20                   | 3            | 17           | —                            | —            | 5                 | 15         | —                           | 5                  | 11                  |
| 20 Number of times not reported                                     | 4                    | 1            | 3            | —                            | 1            | 1                 | —          | —                           | 3                  | —                   |
| 21 Breakdowns not reported  | 117                  | 47           | 70           | —                            | 10           | 10                | 14         | 11                          | 22                 | 30                  |
| <b>Sewage Disposal Breakdowns</b>                                   |                      |              |              |                              |              |                   |            |                             |                    |                     |
| 22 With public sewer  | 8 362                | 3 603        | 4 759        | 319                          | 225          | 330               | 651        | 956                         | 2 023              | 1 904               |
| 23 No breakdowns in last 3 months                                   | 8 160                | 3 540        | 4 620        | 319                          | 220          | 316               | 620        | 938                         | 1 964              | 1 856               |
| 24 With breakdowns in last 3 months                                 | 202                  | 63           | 139          | —                            | 4            | 14                | 31         | 18                          | 58                 | 47                  |
| 25 No breakdowns lasting 6 hours or more                            | 77                   | 29           | 48           | —                            | 1            | 3                 | 6          | 5                           | 28                 | 19                  |
| 26 1 time lasting 6 hours or more                                   | 94                   | 29           | 66           | —                            | 3            | 11                | 16         | 13                          | 26                 | 25                  |
| 27 2 times  | 19                   | 5            | 13           | —                            | —            | —                 | —          | —                           | 2                  | 3                   |
| 28 3 times  | 1                    | —            | 1            | —                            | —            | 1                 | —          | —                           | —                  | —                   |
| 29 4 times or more  | 12                   | —            | 12           | —                            | —            | —                 | 9          | —                           | 2                  | 1                   |
| 30 With septic tank or cesspool                                     | 675                  | 484          | 191          | 53                           | 177          | 10                | 72         | 66                          | 95                 | 144                 |
| 31 No breakdowns in last 3 months                                   | 661                  | 472          | 188          | 53                           | 173          | 10                | 72         | 66                          | 92                 | 141                 |
| 32 With breakdowns in last 3 months                                 | 14                   | 11           | 3            | —                            | 4            | —                 | —          | —                           | 3                  | 3                   |
| 33 No breakdowns lasting 6 hours or more                            | 5                    | 2            | 3            | —                            | —            | —                 | —          | —                           | 3                  | 3                   |
| 34 1 time lasting 6 hours or more                                   | 4                    | 4            | —            | —                            | 2            | —                 | —          | —                           | —                  | —                   |
| 35 2 times  | —                    | —            | —            | —                            | —            | —                 | —          | —                           | —                  | —                   |
| 36 3 times  | —                    | —            | —            | —                            | —            | —                 | —          | —                           | —                  | —                   |
| 37 4 times or more  | 5                    | 5            | —            | —                            | 2            | —                 | —          | —                           | —                  | —                   |
| <b>Heating Problems</b>   |                      |              |              |                              |              |                   |            |                             |                    |                     |
| 38 With heating equipment and occupied last winter                  | 7 385                | 3 764        | 3 620        | 291                          | 338          | 288               | 608        | 971                         | 600                | 1 598               |
| 39 Not uncomfortably cold for 24 hours or more last winter          | 6 507                | 3 410        | 3 097        | 274                          | 288          | 154               | 482        | 880                         | 517                | 1 359               |
| 40 Uncomfortably cold for 24 hours or more last winter <sup>1</sup> | 799                  | 314          | 485          | 16                           | 45           | 134               | 125        | 78                          | 74                 | 222                 |
| 41 Equipment breakdowns   | 280                  | 83           | 197          | —                            | 21           | 120               | 24         | 26                          | 28                 | 82                  |
| 42 No breakdowns lasting 6 hours or more                            | 18                   | 7            | 12           | —                            | —            | 1                 | —          | 5                           | —                  | 5                   |
| 43 1 time lasting 6 hours or more                                   | 113                  | 54           | 59           | —                            | 16           | 4                 | 13         | 10                          | 6                  | 26                  |
| 44 2 times  | 30                   | 5            | 25           | —                            | —            | —                 | 9          | 3                           | 2                  | 12                  |
| 45 3 times  | 31                   | 5            | 26           | —                            | 3            | 31                | —          | 4                           | —                  | 12                  |
| 46 4 times or more  | 83                   | 12           | 71           | —                            | 2            | 83                | —          | 5                           | 18                 | 28                  |
| 47 Number of times not reported                                     | 4                    | —            | 4            | —                            | —            | —                 | —          | —                           | 1                  | —                   |
| 48 Other causes   | 545                  | 235          | 310          | 16                           | 24           | 32                | 102        | 53                          | 46                 | 147                 |
| 49 Utility interruption   | 67                   | 45           | 23           | 5                            | —            | 3                 | 3          | 6                           | 2                  | 8                   |
| 50 Inadequate heating capacity                                      | 203                  | 65           | 139          | 2                            | 7            | 17                | 53         | 27                          | 21                 | 60                  |
| 51 Inadequate insulation  | 155                  | 67           | 87           | 2                            | 9            | 10                | 26         | 17                          | 17                 | 57                  |
| 52 Cost of heating  | 103                  | 48           | 54           | 6                            | 7            | 1                 | 22         | 4                           | 5                  | 35                  |
| 53 Other  | 139                  | 45           | 94           | 5                            | 1            | 18                | 19         | 13                          | 11                 | 33                  |
| 54 Not reported   | 9                    | 6            | 3            | —                            | —            | 2                 | —          | —                           | 1                  | 5                   |
| 55 Reason for discomfort not reported                               | 1                    | —            | 1            | —                            | —            | —                 | —          | —                           | —                  | —                   |
| 56 Discomfort not reported  | 79                   | 40           | 39           | —                            | 6            | —                 | 1          | 13                          | 8                  | 17                  |
| <b>Electric Fuses and Circuit Breakers</b>                          |                      |              |              |                              |              |                   |            |                             |                    |                     |
| 57 With electrical wiring   | 9 038                | 4 087        | 4 952        | 373                          | 401          | 344               | 721        | 1 022                       | 2 119              | 2 050               |
| 58 No fuses or breakers blown in last 3 months                      | 8 062                | 3 667        | 4 395        | 336                          | 358          | 291               | 616        | 959                         | 1 866              | 1 820               |
| 59 With fuses or breakers blown in last 3 months                    | 765                  | 348          | 417          | 35                           | 33           | 52                | 92         | 42                          | 199                | 167                 |
| 60 1 time   | 367                  | 163          | 204          | 25                           | 14           | 20                | 55         | 24                          | 98                 | 83                  |
| 61 2 times  | 160                  | 82           | 78           | 1                            | 6            | 15                | 9          | 8                           | 40                 | 28                  |
| 62 3 times  | 93                   | 44           | 49           | 3                            | 2            | 3                 | 7          | 5                           | 14                 | 11                  |
| 63 4 times or more  | 142                  | 58           | 84           | 6                            | 10           | 14                | 21         | 5                           | 46                 | 45                  |
| 64 Number of times not reported                                     | 3                    | 1            | 2            | —                            | —            | —                 | —          | —                           | 1                  | —                   |
| 65 Problem not reported or don't know                               | 211                  | 72           | 140          | 2                            | 11           | 2                 | 13         | 21                          | 54                 | 62                  |

<sup>1</sup>Other causes and equipment breakdowns may not add to total as both may be reported.

| Total occupied units | In MSAs        |              | Outside MSAs | Urban        |              | Rural        |            |              | Regions      |            |              |              |          |
|----------------------|----------------|--------------|--------------|--------------|--------------|--------------|------------|--------------|--------------|------------|--------------|--------------|----------|
|                      | Central cities | Suburbs      |              | Total        | Outside MSAs | Total        | Suburbs    | Outside MSAs | Northeast    | Midwest    | South        | West         |          |
| <b>9 041</b>         | <b>4 300</b>   | <b>3 894</b> | <b>847</b>   | <b>7 990</b> | <b>438</b>   | <b>1 051</b> | <b>638</b> | <b>408</b>   | <b>1 460</b> | <b>680</b> | <b>3 168</b> | <b>3 734</b> | <b>1</b> |
| 9 010                | 4 275          | 3 888        | 847          | 7 961        | 438          | 1 049        | 636        | 408          | 1 457        | 675        | 3 161        | 3 717        | 2        |
| 8 516                | 4 040          | 3 685        | 792          | 7 542        | 419          | 974          | 596        | 373          | 1 358        | 645        | 2 983        | 3 530        | 3        |
| 408                  | 206            | 161          | 41           | 354          | 9            | 54           | 22         | 32           | 90           | 19         | 145          | 155          | 4        |
| 188                  | 93             | 84           | 11           | 171          | 2            | 17           | 9          | 8            | 37           | 6          | 60           | 84           | 5        |
| 128                  | 54             | 48           | 26           | 100          | 7            | 38           | 7          | 20           | 12           | 12         | 58           | 46           | 6        |
| 41                   | 28             | 12           | —            | 38           | —            | 3            | —          | —            | 13           | 1          | 14           | 12           | 7        |
| 21                   | 15             | 6            | —            | 21           | —            | —            | —          | —            | 12           | —          | 3            | 6            | 8        |
| 31                   | 15             | 11           | 4            | 24           | —            | 7            | —          | 4            | 14           | —          | 10           | 7            | 9        |
| —                    | —              | —            | —            | —            | —            | —            | —          | —            | —            | —          | —            | —            | 10       |
| 85                   | 30             | 42           | 13           | 64           | 11           | 21           | 18         | 3            | 9            | 11         | 33           | 32           | 11       |
| 9 014                | 4 278          | 3 889        | 847          | 7 965        | 438          | 1 049        | 636        | 408          | 1 455        | 677        | 3 164        | 3 718        | 12       |
| 8 523                | 4 048          | 3 665        | 809          | 7 527        | 410          | 995          | 591        | 400          | 1 372        | 640        | 3 024        | 3 486        | 13       |
| 374                  | 179            | 169          | 27           | 344          | 21           | 30           | 24         | 6            | 60           | 23         | 96           | 196          | 14       |
| 146                  | 73             | 66           | 7            | 134          | 7            | 12           | 12         | —            | 27           | 7          | 35           | 76           | 15       |
| 172                  | 73             | 83           | 15           | 155          | 11           | 17           | 13         | 4            | 12           | 13         | 50           | 96           | 16       |
| 25                   | 11             | 11           | 3            | 24           | 2            | —            | —          | —            | 7            | —          | 2            | 15           | 17       |
| 7                    | 2              | 6            | —            | 7            | —            | —            | —          | —            | —            | 2          | 2            | 4            | 18       |
| 20                   | 19             | 2            | —            | 20           | —            | —            | —          | —            | 11           | —          | 5            | 4            | 19       |
| 4                    | 1              | 1            | 1            | 3            | —            | 1            | —          | 1            | 1            | 1          | —            | 1            | 20       |
| 117                  | 51             | 55           | 11           | 94           | 8            | 23           | 20         | 3            | 23           | 14         | 44           | 36           | 21       |
| 8 362                | 4 269          | 3 538        | 555          | 7 824        | 424          | 538          | 405        | 131          | 1 403        | 619        | 2 865        | 3 475        | 22       |
| 8 160                | 4 146          | 3 472        | 542          | 7 647        | 416          | 512          | 384        | 126          | 1 379        | 608        | 2 793        | 3 379        | 23       |
| 202                  | 123            | 66           | 13           | 177          | 8            | 26           | 21         | 5            | 24           | 10         | 72           | 96           | 24       |
| 77                   | 37             | 33           | 7            | 65           | 5            | 12           | 10         | 2            | 5            | 5          | 38           | 30           | 25       |
| 94                   | 64             | 27           | 3            | 81           | —            | 14           | 10         | 3            | 15           | 5          | 31           | 44           | 26       |
| 19                   | 11             | 4            | 3            | 18           | 3            | —            | —          | —            | 5            | —          | —            | 14           | 27       |
| 1                    | 1              | —            | —            | 1            | —            | —            | —          | —            | —            | —          | —            | 1            | 28       |
| 12                   | 10             | 2            | —            | 12           | —            | —            | —          | —            | —            | —          | 3            | 9            | 29       |
| 675                  | 27             | 356          | 291          | 162          | 14           | 513          | 233        | 277          | 56           | 61         | 303          | 254          | 30       |
| 661                  | 27             | 342          | 291          | 162          | 14           | 499          | 219        | 277          | 56           | 59         | 295          | 250          | 31       |
| 14                   | —              | 14           | —            | —            | —            | 14           | 14         | —            | —            | 2          | 8            | 5            | 32       |
| 5                    | —              | 5            | —            | —            | —            | 5            | 5          | —            | —            | —          | 3            | 2            | 33       |
| 4                    | —              | 4            | —            | —            | —            | 4            | 4          | —            | —            | 2          | —            | 2            | 34       |
| —                    | —              | —            | —            | —            | —            | —            | —          | —            | —            | —          | —            | —            | 35       |
| —                    | —              | —            | —            | —            | —            | —            | —          | —            | —            | —          | —            | —            | 36       |
| 5                    | —              | 5            | —            | —            | —            | 5            | 5          | —            | —            | —          | 5            | —            | 37       |
| 7 385                | 3 492          | 3 170        | 722          | 6 488        | 358          | 897          | 530        | 364          | 1 280        | 553        | 2 552        | 3 001        | 38       |
| 6 507                | 3 047          | 2 823        | 637          | 5 719        | 307          | 788          | 456        | 330          | 1 069        | 484        | 2 339        | 2 616        | 39       |
| 799                  | 421            | 306          | 72           | 704          | 40           | 94           | 62         | 32           | 202          | 58         | 185          | 354          | 40       |
| 280                  | 164            | 96           | 20           | 269          | 17           | 10           | 7          | 3            | 106          | 22         | 37           | 114          | 41       |
| 18                   | 8              | 11           | —            | 18           | —            | —            | —          | —            | 5            | 3          | —            | 11           | 42       |
| 113                  | 53             | 46           | 15           | 103          | 12           | 10           | 7          | 3            | 26           | 9          | 28           | 51           | 43       |
| 30                   | 19             | 8            | 3            | 30           | 3            | —            | —          | —            | 18           | —          | —            | 12           | 44       |
| 31                   | 28             | 3            | —            | 31           | —            | —            | —          | —            | 22           | 3          | 2            | 5            | 45       |
| 83                   | 53             | 28           | 3            | 83           | 3            | —            | —          | —            | 35           | 7          | 8            | 34           | 46       |
| 4                    | 4              | —            | —            | 4            | —            | —            | —          | —            | —            | 1          | —            | 3            | 47       |
| 545                  | 271            | 220          | 53           | 459          | 25           | 86           | 58         | 29           | 108          | 37         | 153          | 247          | 48       |
| 67                   | 16             | 39           | 13           | 41           | 3            | 26           | 16         | 11           | 6            | 9          | 37           | 15           | 49       |
| 203                  | 125            | 62           | 16           | 182          | 6            | 21           | 11         | 10           | 50           | 20         | 61           | 72           | 50       |
| 155                  | 84             | 51           | 19           | 134          | 10           | 21           | 11         | 9            | 41           | 7          | 41           | 65           | 51       |
| 103                  | 49             | 46           | 8            | 81           | 3            | 22           | 17         | 5            | 8            | 1          | 8            | 86           | 52       |
| 139                  | 80             | 51           | 8            | 133          | 8            | 6            | 6          | —            | 29           | 7          | 28           | 76           | 53       |
| 9                    | 3              | 6            | —            | 6            | —            | 2            | 2          | —            | 2            | 1          | 2            | 3            | 54       |
| 1                    | —              | 1            | —            | 1            | —            | —            | —          | —            | 1            | —          | —            | —            | 55       |
| 79                   | 25             | 41           | 13           | 65           | 11           | 14           | 12         | 3            | 10           | 10         | 28           | 31           | 56       |
| 9 038                | 4 297          | 3 894        | 847          | 7 987        | 438          | 1 051        | 638        | 408          | 1 460        | 680        | 3 168        | 3 731        | 57       |
| 8 062                | 3 783          | 3 528        | 751          | 7 121        | 382          | 941          | 567        | 369          | 1 284        | 577        | 2 870        | 3 331        | 58       |
| 765                  | 407            | 290          | 68           | 684          | 43           | 81           | 56         | 25           | 144          | 84         | 214          | 323          | 59       |
| 367                  | 198            | 134          | 35           | 322          | 23           | 45           | 33         | 12           | 52           | 47         | 117          | 151          | 60       |
| 160                  | 70             | 64           | 26           | 146          | 18           | 14           | 5          | 9            | 28           | 14         | 39           | 79           | 61       |
| 93                   | 56             | 35           | 2            | 85           | —            | 8            | 6          | 2            | 28           | 7          | 18           | 39           | 62       |
| 142                  | 83             | 56           | 4            | 128          | 2            | 14           | 12         | 2            | 35           | 14         | 40           | 54           | 63       |
| 3                    | 1              | 2            | —            | 3            | —            | —            | —          | —            | 1            | 2          | —            | —            | 64       |
| 211                  | 108            | 76           | 28           | 182          | 13           | 29           | 15         | 14           | 32           | 19         | 84           | 77           | 65       |

**Table 6-7. Additional Indicators of Housing Quality—Occupied Units With Hispanic**

[Numbers in thousands. Consistent with the 1990 Census. ... means not applicable or sample too small. – means zero or rounds to zero]

| Characteristics   | Total occupied units | Tenure       |              | Housing unit characteristics |              |                   |            |                             | Household characteristics |                     |  |
|---|----------------------|--------------|--------------|------------------------------|--------------|-------------------|------------|-----------------------------|---------------------------|---------------------|--|
|   |                      | Owner        | Renter       | New construction 4 years     | Mobile homes | Physical problems |            | Elderly (65 years and over) | Moved in past year        | Below poverty level |  |
|   |                      |              |              |                              |              | Severe            | Moderate   |                             |                           |                     |  |
| <b>1 Total</b> .....  | <b>9 041</b>         | <b>4 087</b> | <b>4 955</b> | <b>373</b>                   | <b>401</b>   | <b>344</b>        | <b>724</b> | <b>1 022</b>                | <b>2 122</b>              | <b>2 052</b>        |  |
| <b>Selected Amenities<sup>1</sup></b>                           |                      |              |              |                              |              |                   |            |                             |                           |                     |  |
| 2 Porch, deck, balcony, or patio .....                          | 6 353                | 3 493        | 2 860        | 306                          | 295          | 183               | 505        | 767                         | 1 388                     | 1 187               |  |
| 3 Telephone available .....                                     | 8 470                | 3 914        | 4 556        | 349                          | 359          | 314               | 662        | 980                         | 1 939                     | 1 862               |  |
| 4 Usable fireplace .....  | 1 635                | 1 218        | 416          | 129                          | 21           | 30                | 48         | 175                         | 298                       | 180                 |  |
| 5 Separate dining room .....                                    | 3 147                | 1 950        | 1 198        | 162                          | 76           | 79                | 214        | 368                         | 596                       | 505                 |  |
| 6 With 2 or more living rooms or recreation rooms, etc. ....    | 1 351                | 1 180        | 171          | 108                          | 9            | 15                | 61         | 206                         | 214                       | 128                 |  |
| 7 Garage or carport included with home .....                    | 4 430                | 2 890        | 1 540        | 259                          | 87           | 111               | 271        | 536                         | 841                       | 674                 |  |
| 8 Not included .....  | 4 610                | 1 197        | 3 413        | 114                          | 315          | 233               | 453        | 486                         | 1 281                     | 1 378               |  |
| 9 Off-street parking included .....                             | 3 398                | 1 051        | 2 347        | 112                          | 282          | 100               | 346        | 344                         | 1 032                     | 947                 |  |
| 10 Off-street parking not reported .....                        | 3                    | –            | 3            | –                            | –            | –                 | –          | –                           | 3                         | –                   |  |
| 11 Garage or carport not reported .....                         | 1                    | –            | 1            | –                            | –            | –                 | –          | –                           | –                         | –                   |  |
| <b>Cars and Trucks Available<sup>1</sup></b>                    |                      |              |              |                              |              |                   |            |                             |                           |                     |  |
| 12 No cars, trucks, or vans .....                               | 1 369                | 157          | 1 212        | 29                           | 64           | 102               | 136        | 274                         | 374                       | 651                 |  |
| 13 Other households without cars .....                          | 1 160                | 605          | 555          | 34                           | 76           | 25                | 156        | 109                         | 266                       | 268                 |  |
| 14 1 car with or without trucks or vans .....                   | 4 204                | 1 877        | 2 327        | 174                          | 177          | 183               | 316        | 447                         | 1 038                     | 875                 |  |
| 15 2 cars .....   | 1 857                | 1 100        | 757          | 105                          | 73           | 27                | 100        | 151                         | 373                       | 220                 |  |
| 16 3 or more cars .....   | 451                  | 348          | 103          | 30                           | 12           | 8                 | 16         | 41                          | 72                        | 38                  |  |
| 17 With cars, no trucks or vans .....                           | 3 984                | 1 577        | 2 408        | 178                          | 158          | 142               | 219        | 441                         | 1 087                     | 826                 |  |
| 18 1 truck or van with or without cars .....                    | 2 642                | 1 584        | 1 057        | 125                          | 127          | 69                | 250        | 230                         | 518                       | 441                 |  |
| 19 2 or more trucks or vans .....                               | 1 047                | 769          | 278          | 40                           | 53           | 31                | 119        | 77                          | 143                       | 134                 |  |
| <b>Owner or Manager on Property</b>                             |                      |              |              |                              |              |                   |            |                             |                           |                     |  |
| 20 Rental, multiunit <sup>2</sup> .....                         | 3 300                | ...          | 3 300        | 70                           | ...          | 211               | 275        | 266                         | 1 086                     | 1 013               |  |
| 21 Owner or manager lives on property .....                     | 1 333                | ...          | 1 333        | 38                           | ...          | 80                | 86         | 105                         | 519                       | 402                 |  |
| 22 Neither owner nor manager lives on property .....            | 1 967                | ...          | 1 967        | 32                           | ...          | 131               | 188        | 161                         | 567                       | 612                 |  |
| <b>Selected Deficiencies<sup>1</sup></b>                        |                      |              |              |                              |              |                   |            |                             |                           |                     |  |
| 23 Signs of rats in last 3 months .....                         | 220                  | 65           | 155          | 2                            | 2            | 30                | 51         | 8                           | 44                        | 67                  |  |
| 24 Signs of mice in last 3 months .....                         | 850                  | 266          | 584          | 4                            | 52           | 80                | 141        | 67                          | 144                       | 280                 |  |
| 25 Signs of rodents, not sure which kind in last 3 months ..... | 77                   | 30           | 47           | –                            | –            | 5                 | 13         | 9                           | 11                        | 17                  |  |
| 26 Holes in floors .....  | 179                  | 33           | 146          | –                            | 10           | 32                | 76         | 8                           | 41                        | 89                  |  |
| 27 Open cracks or holes (interior) .....                        | 716                  | 224          | 492          | 7                            | 37           | 83                | 207        | 45                          | 139                       | 237                 |  |
| 28 Broken plaster or peeling paint (interior) .....             | 431                  | 125          | 306          | 5                            | 28           | 58                | 151        | 41                          | 68                        | 126                 |  |
| 29 No electrical wiring .....                                   | 3                    | –            | 3            | –                            | –            | –                 | 3          | –                           | 3                         | 3                   |  |
| 30 Exposed wiring .....   | 47                   | 19           | 28           | 3                            | 2            | 1                 | 5          | 3                           | 14                        | 15                  |  |
| 31 Rooms without electric outlets .....                         | 197                  | 63           | 134          | 5                            | 12           | 15                | 29         | 25                          | 52                        | 50                  |  |
| <b>Water Leakage During Last 12 Months</b>                      |                      |              |              |                              |              |                   |            |                             |                           |                     |  |
| 32 No leakage from inside structure .....                       | 7 943                | 3 684        | 4 259        | 349                          | 347          | 264               | 588        | 953                         | 1 874                     | 1 799               |  |
| 33 With leakage from inside structure <sup>1</sup> .....        | 1 013                | 363          | 649          | 24                           | 44           | 80                | 135        | 62                          | 236                       | 237                 |  |
| 34 Fixtures backed up or overflowed .....                       | 349                  | 139          | 209          | 9                            | 19           | 32                | 44         | 22                          | 74                        | 102                 |  |
| 35 Pipes leaked .....   | 517                  | 143          | 374          | 4                            | 18           | 50                | 85         | 25                          | 113                       | 124                 |  |
| 36 Broken water heater .....                                    | 55                   | 28           | 27           | 2                            | 2            | 7                 | 5          | 8                           | 6                         | 9                   |  |
| 37 Other or unknown (includes not reported) .....               | 205                  | 84           | 121          | 8                            | 5            | 18                | 25         | 9                           | 64                        | 39                  |  |
| 38 Interior leakage not reported .....                          | 86                   | 40           | 46           | –                            | 10           | –                 | –          | 7                           | 13                        | 16                  |  |
| 39 No leakage from outside structure .....                      | 8 078                | 3 632        | 4 446        | 352                          | 316          | 267               | 552        | 941                         | 1 967                     | 1 841               |  |
| 40 With leakage from outside structure <sup>1</sup> .....       | 876                  | 416          | 460          | 20                           | 75           | 78                | 169        | 74                          | 140                       | 195                 |  |
| 41 Roof .....   | 494                  | 264          | 230          | 8                            | 43           | 46                | 92         | 40                          | 60                        | 117                 |  |
| 42 Basement .....   | 91                   | 64           | 27           | 2                            | –            | 9                 | 7          | 8                           | 11                        | 14                  |  |
| 43 Walls, closed windows, or doors .....                        | 272                  | 86           | 186          | 14                           | 42           | 30                | 75         | 19                          | 53                        | 72                  |  |
| 44 Other or unknown (includes not reported) .....               | 132                  | 63           | 69           | –                            | 5            | 18                | 21         | 11                          | 23                        | 26                  |  |
| 45 Exterior leakage not reported .....                          | 87                   | 39           | 49           | –                            | 10           | –                 | 2          | 7                           | 15                        | 17                  |  |
| <b>Overall Opinion of Structure</b>                             |                      |              |              |                              |              |                   |            |                             |                           |                     |  |
| 46 1 (worst) .....  | 107                  | 12           | 95           | 1                            | 4            | 14                | 27         | 3                           | 28                        | 54                  |  |
| 47 2 .....  | 52                   | 6            | 45           | –                            | 7            | 1                 | 8          | 4                           | 12                        | 22                  |  |
| 48 3 .....  | 80                   | 11           | 69           | –                            | 3            | 18                | 16         | 5                           | 23                        | 33                  |  |
| 49 4 .....  | 149                  | 16           | 133          | –                            | 10           | 6                 | 32         | 16                          | 42                        | 52                  |  |
| 50 5 .....  | 802                  | 176          | 626          | 6                            | 27           | 71                | 97         | 60                          | 218                       | 273                 |  |
| 51 6 .....  | 514                  | 170          | 344          | 10                           | 49           | 13                | 55         | 43                          | 143                       | 138                 |  |
| 52 7 .....  | 1 152                | 465          | 686          | 18                           | 43           | 39                | 91         | 78                          | 305                       | 240                 |  |
| 53 8 .....  | 2 352                | 1 143        | 1 209        | 80                           | 88           | 81                | 150        | 232                         | 531                       | 418                 |  |
| 54 9 .....  | 1 201                | 644          | 557          | 84                           | 58           | 14                | 66         | 134                         | 273                       | 213                 |  |
| 55 10 (best) .....  | 2 323                | 1 294        | 1 030        | 168                          | 107          | 83                | 172        | 406                         | 481                       | 536                 |  |
| 56 Not reported .....   | 308                  | 148          | 159          | 6                            | 7            | 3                 | ...        | 42                          | 65                        | 74                  |  |
| <b>Selected Physical Problems</b>                               |                      |              |              |                              |              |                   |            |                             |                           |                     |  |
| 57 Severe physical problems <sup>1</sup> .....                  | 344                  | 79           | 265          | –                            | 9            | 344               | ...        | 53                          | 88                        | 111                 |  |
| 58 Plumbing .....   | 201                  | 60           | 141          | –                            | 3            | 201               | ...        | 44                          | 57                        | 61                  |  |
| 59 Heating .....  | 114                  | 17           | 97           | –                            | 5            | 114               | ...        | 9                           | 18                        | 39                  |  |
| 60 Electric .....   | 11                   | –            | 11           | –                            | –            | 11                | ...        | –                           | 7                         | 1                   |  |
| 61 Upkeep .....   | 25                   | 2            | 23           | –                            | –            | 25                | ...        | –                           | 6                         | 13                  |  |
| 62 Hallways .....   | –                    | –            | –            | –                            | –            | –                 | –          | –                           | –                         | –                   |  |
| 63 Moderate physical problems <sup>1</sup> .....                | 724                  | 281          | 442          | –                            | 57           | ...               | 724        | 69                          | 133                       | 206                 |  |
| 64 Plumbing .....   | 19                   | 6            | 13           | –                            | –            | ...               | 19         | –                           | 9                         | 8                   |  |
| 65 Heating .....  | 340                  | 192          | 147          | –                            | 40           | ...               | 340        | 50                          | 36                        | 83                  |  |
| 66 Upkeep .....   | 173                  | 62           | 111          | –                            | 8            | ...               | 173        | 12                          | 15                        | 55                  |  |
| 67 Hallways .....   | 33                   | 3            | 29           | –                            | –            | ...               | 33         | 2                           | 9                         | 14                  |  |
| 68 Kitchen .....  | 199                  | 29           | 169          | –                            | 9            | ...               | 199        | 11                          | 72                        | 61                  |  |

<sup>1</sup>Figures may not add to total because more than one category may apply to a unit.

<sup>2</sup>Two or more units of any tenure in structure.

# Householder

| Total occupied units | In MSAs        |              | Outside MSAs | Urban        |              | Rural        |            |              | Regions      |            |              |              |          |
|----------------------|----------------|--------------|--------------|--------------|--------------|--------------|------------|--------------|--------------|------------|--------------|--------------|----------|
|                      | Central cities | Suburbs      |              | Total        | Outside MSAs | Total        | Suburbs    | Outside MSAs | Northeast    | Midwest    | South        | West         |          |
| <b>9 041</b>         | <b>4 300</b>   | <b>3 894</b> | <b>847</b>   | <b>7 990</b> | <b>438</b>   | <b>1 051</b> | <b>638</b> | <b>408</b>   | <b>1 460</b> | <b>680</b> | <b>3 168</b> | <b>3 734</b> | <b>1</b> |
| 6 353                | 2 697          | 3 025        | 631          | 5 493        | 324          | 860          | 548        | 307          | 551          | 467        | 2 559        | 2 776        | 2        |
| 8 470                | 3 970          | 3 716        | 784          | 7 469        | 411          | 1 001        | 624        | 373          | 1 368        | 636        | 2 946        | 3 520        | 3        |
| 1 635                | 586            | 921          | 128          | 1 369        | 56           | 266          | 194        | 72           | 110          | 110        | 445          | 970          | 4        |
| 3 147                | 1 462          | 1 408        | 278          | 2 795        | 161          | 352          | 231        | 117          | 574          | 290        | 1 118        | 1 166        | 5        |
|                      |                |              |              |              |              |              |            |              |              |            |              |              | 6        |
| 1 351                | 470            | 775          | 106          | 1 142        | 57           | 209          | 160        | 49           | 136          | 141        | 487          | 586          | 7        |
| 4 430                | 1 804          | 2 275        | 351          | 3 916        | 198          | 514          | 357        | 153          | 290          | 344        | 1 308        | 2 488        | 7        |
| 4 610                | 2 495          | 1 619        | 495          | 4 073        | 240          | 537          | 281        | 255          | 1 169        | 335        | 1 859        | 1 246        | 8        |
| 3 398                | 1 535          | 1 406        | 458          | 2 891        | 218          | 507          | 267        | 240          | 431          | 231        | 1 758        | 979          | 9        |
| 3                    | 3              | -            | -            | 3            | -            | -            | -          | -            | -            | 3          | -            | -            | 10       |
| 1                    | 1              | -            | -            | 1            | -            | -            | -          | -            | -            | 1          | -            | -            | 11       |
|                      |                |              |              |              |              |              |            |              |              |            |              |              |          |
| 1 369                | 921            | 340          | 108          | 1 261        | 50           | 108          | 50         | 58           | 572          | 81         | 328          | 387          | 12       |
| 1 160                | 560            | 475          | 126          | 1 016        | 78           | 145          | 96         | 48           | 91           | 65         | 533          | 471          | 13       |
| 4 204                | 1 909          | 1 856        | 439          | 3 675        | 231          | 529          | 320        | 207          | 527          | 333        | 1 523        | 1 822        | 14       |
| 1 857                | 732            | 990          | 136          | 1 641        | 64           | 217          | 142        | 72           | 233          | 165        | 644          | 816          | 15       |
| 451                  | 179            | 233          | 39           | 398          | 16           | 53           | 30         | 23           | 37           | 36         | 139          | 239          | 16       |
| 3 984                | 1 850          | 1 852        | 282          | 3 620        | 150          | 365          | 229        | 131          | 592          | 328        | 1 389        | 1 675        | 17       |
| 2 642                | 1 126          | 1 192        | 324          | 2 259        | 175          | 382          | 234        | 148          | 190          | 212        | 977          | 1 262        | 18       |
| 1 047                | 403            | 509          | 134          | 850          | 63           | 196          | 125        | 71           | 105          | 58         | 473          | 410          | 19       |
|                      |                |              |              |              |              |              |            |              |              |            |              |              |          |
| 3 300                | 2 092          | 1 083        | 124          | 3 200        | 106          | 100          | 82         | 18           | 929          | 249        | 877          | 1 245        | 20       |
| 1 333                | 809            | 479          | 44           | 1 299        | 36           | 33           | 25         | 8            | 192          | 101        | 392          | 648          | 21       |
| 1 967                | 1 283          | 604          | 80           | 1 901        | 70           | 67           | 56         | 10           | 737          | 148        | 485          | 597          | 22       |
|                      |                |              |              |              |              |              |            |              |              |            |              |              |          |
| 220                  | 162            | 52           | 5            | 209          | 4            | 11           | 9          | 2            | 63           | 9          | 78           | 69           | 23       |
| 850                  | 517            | 241          | 92           | 745          | 34           | 106          | 48         | 58           | 293          | 51         | 230          | 276          | 24       |
|                      |                |              |              |              |              |              |            |              |              |            |              |              | 25       |
| 77                   | 39             | 31           | 7            | 75           | 7            | 2            | 2          | -            | 9            | 6          | 33           | 29           | 26       |
| 179                  | 108            | 53           | 19           | 155          | 12           | 24           | 18         | 6            | 54           | 4          | 69           | 52           | 27       |
| 716                  | 395            | 252          | 70           | 642          | 41           | 74           | 45         | 29           | 162          | 54         | 202          | 298          | 28       |
| 431                  | 230            | 147          | 54           | 371          | 17           | 60           | 23         | 37           | 89           | 20         | 132          | 190          | 29       |
| 3                    | 3              | -            | -            | 3            | -            | -            | -          | -            | -            | -          | -            | 3            | 30       |
| 47                   | 25             | 22           | -            | 40           | -            | 7            | 7          | -            | 3            | 2          | 21           | 21           | 31       |
| 197                  | 121            | 65           | 12           | 176          | 3            | 21           | 13         | 8            | 42           | 9          | 63           | 84           | 32       |
|                      |                |              |              |              |              |              |            |              |              |            |              |              |          |
| 7 943                | 3 716          | 3 465        | 762          | 6 996        | 379          | 947          | 559        | 384          | 1 211        | 599        | 2 848        | 3 285        | 33       |
| 1 013                | 556            | 384          | 73           | 928          | 52           | 85           | 64         | 21           | 237          | 67         | 284          | 424          | 34       |
| 349                  | 175            | 151          | 22           | 315          | 22           | 34           | 34         | -            | 54           | 22         | 101          | 172          | 35       |
| 517                  | 299            | 179          | 39           | 484          | 25           | 33           | 19         | 14           | 151          | 29         | 130          | 206          | 36       |
| 55                   | 36             | 17           | 2            | 50           | -            | 4            | 3          | 2            | 11           | 6          | 6            | 31           | 37       |
| 205                  | 110            | 80           | 15           | 189          | 7            | 16           | 8          | 8            | 45           | 14         | 66           | 80           | 38       |
| 96                   | 29             | 45           | 12           | 66           | 8            | 20           | 16         | 4            | 11           | 14         | 35           | 25           | 39       |
| 8 078                | 3 834          | 3 518        | 725          | 7 184        | 387          | 894          | 551        | 339          | 1 279        | 577        | 2 823        | 3 399        | 40       |
| 876                  | 436            | 331          | 109          | 740          | 44           | 136          | 70         | 66           | 171          | 90         | 309          | 306          | 41       |
| 494                  | 260            | 175          | 59           | 429          | 27           | 65           | 33         | 32           | 84           | 34         | 171          | 205          | 42       |
| 91                   | 46             | 33           | 11           | 77           | 5            | 14           | 8          | 6            | 34           | 31         | 10           | 15           | 43       |
| 272                  | 119            | 110          | 43           | 216          | 11           | 56           | 25         | 32           | 50           | 32         | 99           | 91           | 44       |
| 132                  | 72             | 51           | 9            | 106          | 2            | 26           | 19         | 6            | 39           | 11         | 46           | 36           | 45       |
| 87                   | 30             | 45           | 12           | 67           | 8            | 21           | 17         | 4            | 10           | 13         | 35           | 28           | 46       |
|                      |                |              |              |              |              |              |            |              |              |            |              |              |          |
| 107                  | 75             | 30           | 2            | 106          | -            | 2            | -          | 2            | 20           | 12         | 24           | 51           | 47       |
| 52                   | 22             | 19           | 11           | 40           | 2            | 12           | 2          | 9            | 7            | 7          | 19           | 19           | 48       |
| 80                   | 46             | 27           | 7            | 79           | 7            | 2            | 2          | -            | 26           | 8          | 13           | 33           | 49       |
| 149                  | 93             | 42           | 15           | 144          | 11           | 6            | 2          | 4            | 50           | 6          | 46           | 47           | 50       |
| 802                  | 441            | 289          | 72           | 715          | 45           | 87           | 59         | 28           | 143          | 40         | 279          | 339          | 51       |
| 514                  | 265            | 195          | 55           | 460          | 27           | 55           | 27         | 28           | 70           | 33         | 186          | 226          | 52       |
| 1 152                | 577            | 504          | 70           | 1 038        | 34           | 113          | 78         | 35           | 219          | 91         | 349          | 492          | 53       |
| 2 352                | 1 141          | 1 032        | 179          | 2 084        | 87           | 268          | 176        | 92           | 341          | 179        | 836          | 995          | 54       |
| 1 201                | 519            | 560          | 122          | 1 065        | 64           | 137          | 76         | 58           | 159          | 107        | 431          | 504          | 55       |
| 2 323                | 981            | 1 054        | 289          | 1 983        | 147          | 341          | 197        | 142          | 352          | 170        | 876          | 926          | 56       |
| 308                  | 140            | 141          | 27           | 277          | 15           | 30           | 19         | 11           | 72           | 28         | 107          | 101          | 57       |
|                      |                |              |              |              |              |              |            |              |              |            |              |              |          |
| 344                  | 236            | 84           | 24           | 327          | 15           | 17           | 9          | 9            | 106          | 24         | 71           | 144          | 58       |
| 201                  | 130            | 49           | 22           | 184          | 13           | 17           | 8          | 9            | 32           | 14         | 54           | 100          | 59       |
| 114                  | 81             | 31           | 3            | 114          | 3            | -            | -          | -            | 57           | 9          | 9            | 39           | 60       |
| 11                   | 8              | 3            | -            | 11           | -            | -            | -          | -            | 3            | 1          | 3            | 4            | 61       |
| 25                   | 25             | 1            | -            | 25           | -            | -            | -          | -            | 16           | 1          | 7            | 2            | 62       |
|                      |                |              |              |              |              |              |            |              |              |            |              |              |          |
| 724                  | 396            | 193          | 134          | 634          | 81           | 90           | 36         | 54           | 82           | 32         | 404          | 206          | 63       |
| 19                   | 13             | 5            | -            | 19           | -            | -            | -          | -            | 7            | -          | 5            | 7            | 64       |
| 340                  | 163            | 60           | 117          | 277          | 74           | 63           | 21         | 42           | 2            | 4          | 306          | 28           | 65       |
| 173                  | 90             | 63           | 19           | 153          | 10           | 20           | 10         | 10           | 31           | 11         | 56           | 76           | 66       |
| 33                   | 26             | 6            | -            | 33           | -            | -            | -          | -            | 10           | 3          | 8            | 13           | 67       |
| 199                  | 126            | 68           | 5            | 190          | 3            | 9            | 7          | 2            | 38           | 16         | 53           | 91           | 68       |

**Table 6-8. Neighborhood—Occupied Units With Hispanic Householder**

[Numbers in thousands. Consistent with the 1990 Census. ... means not applicable or sample too small. – means zero or rounds to zero]

| Characteristics                                    | Total occupied units | Tenure       |              | Housing unit characteristics |              |                   |            | Household characteristics   |                    |                     |
|--|----------------------|--------------|--------------|------------------------------|--------------|-------------------|------------|-----------------------------|--------------------|---------------------|
|  |                      | Owner        | Renter       | New construction 4 years     | Mobile homes | Physical problems |            | Elderly (65 years and over) | Moved in past year | Below poverty level |
|  |                      |              |              |                              |              | Severe            | Moderate   |                             |                    |                     |
| <b>1 Total</b> .....                               | <b>9 041</b>         | <b>4 087</b> | <b>4 955</b> | <b>373</b>                   | <b>401</b>   | <b>344</b>        | <b>724</b> | <b>1 022</b>                | <b>2 122</b>       | <b>2 052</b>        |
| <b>Overall Opinion of Neighborhood</b>             |                      |              |              |                              |              |                   |            |                             |                    |                     |
| 2 1 (worst) .....                                  | 160                  | 45           | 115          | 3                            | 2            | 19                | 24         | 32                          | 36                 | 59                  |
| 3 2 .....  | 92                   | 18           | 74           | —                            | 2            | 9                 | 12         | 10                          | 25                 | 38                  |
| 4 3 .....  | 135                  | 24           | 111          | —                            | 2            | 22                | 24         | 12                          | 39                 | 51                  |
| 5 4 .....  | 185                  | 39           | 146          | 5                            | 7            | 16                | 20         | 15                          | 43                 | 61                  |
| 6 5 .....  | 819                  | 278          | 541          | 3                            | 24           | 50                | 65         | 62                          | 229                | 210                 |
| 7 6 .....  | 584                  | 240          | 344          | 13                           | 29           | 10                | 60         | 61                          | 129                | 148                 |
| 8 7 .....  | 1 253                | 539          | 715          | 34                           | 63           | 55                | 89         | 102                         | 328                | 274                 |
| 9 8 .....  | 2 106                | 1 047        | 1 059        | 89                           | 85           | 60                | 162        | 216                         | 450                | 362                 |
| 10 9 .....   | 1 271                | 645          | 626          | 68                           | 43           | 20                | 74         | 138                         | 298                | 269                 |
| 11 10 (best) .....                                 | 2 077                | 1 028        | 1 049        | 152                          | 130          | 81                | 172        | 329                         | 471                | 489                 |
| 12 No neighborhood .....                           | 37                   | 20           | 17           | —                            | 7            | —                 | 7          | 4                           | 10                 | 11                  |
| 13 Not reported .....                              | 322                  | 164          | 158          | 6                            | 7            | 3                 | 13         | 42                          | 64                 | 79                  |
| <b>Street Noise or Traffic</b>                     |                      |              |              |                              |              |                   |            |                             |                    |                     |
| 14 Street noise or traffic present .....           | 2 566                | 965          | 1 601        | 89                           | 77           | 139               | 254        | 293                         | 579                | 594                 |
| 15 Condition not bothersome .....                  | 1 362                | 502          | 861          | 43                           | 36           | 48                | 112        | 156                         | 334                | 306                 |
| 16 Condition bothersome .....                      | 1 204                | 464          | 741          | 46                           | 41           | 90                | 141        | 137                         | 246                | 287                 |
| 17 So bothered they want to move .....             | 527                  | 150          | 377          | 22                           | 9            | 63                | 86         | 32                          | 97                 | 137                 |
| 18 Not reported .....                              | 1                    | —            | 1            | —                            | —            | —                 | —          | —                           | 1                  | 1                   |
| 19 Bothersome not reported .....                   | —                    | —            | —            | —                            | —            | —                 | —          | —                           | —                  | —                   |
| 20 Not reported .....                              | 89                   | 40           | 49           | —                            | 4            | 3                 | —          | 10                          | 13                 | 14                  |
| <b>Neighborhood Crime</b>                          |                      |              |              |                              |              |                   |            |                             |                    |                     |
| 21 Neighborhood crime present .....                | 1 685                | 630          | 1 056        | 34                           | 34           | 96                | 175        | 149                         | 354                | 453                 |
| 22 Condition not bothersome .....                  | 588                  | 258          | 330          | 10                           | 21           | 10                | 57         | 55                          | 102                | 142                 |
| 23 Condition bothersome .....                      | 1 098                | 372          | 725          | 24                           | 13           | 87                | 118        | 94                          | 251                | 311                 |
| 24 So bothered they want to move .....             | 608                  | 163          | 446          | 11                           | —            | 70                | 73         | 42                          | 126                | 190                 |
| 25 Not reported .....                              | 1                    | 1            | —            | —                            | —            | —                 | —          | —                           | —                  | —                   |
| 26 Bothersome not reported .....                   | —                    | —            | —            | —                            | —            | —                 | —          | —                           | —                  | —                   |
| 27 Not reported .....                              | 147                  | 49           | 98           | —                            | 4            | 13                | 5          | 11                          | 41                 | 33                  |
| <b>Odors</b>                                       |                      |              |              |                              |              |                   |            |                             |                    |                     |
| 28 Odors present .....                             | 733                  | 293          | 440          | 13                           | 21           | 63                | 100        | 62                          | 137                | 206                 |
| 29 Condition not bothersome .....                  | 226                  | 92           | 134          | 3                            | 7            | 17                | 25         | 21                          | 45                 | 60                  |
| 30 Condition bothersome .....                      | 508                  | 202          | 306          | 10                           | 14           | 45                | 75         | 41                          | 92                 | 146                 |
| 31 So bothered they want to move .....             | 259                  | 82           | 177          | 5                            | 3            | 27                | 39         | 18                          | 44                 | 79                  |
| 32 Not reported .....                              | —                    | —            | —            | —                            | —            | —                 | —          | —                           | —                  | —                   |
| 33 Bothersome not reported .....                   | —                    | —            | —            | —                            | —            | —                 | —          | —                           | —                  | —                   |
| 34 Not reported .....                              | 94                   | 43           | 51           | —                            | 4            | 3                 | 3          | 10                          | 15                 | 14                  |
| <b>Other Bothersome Neighborhood Conditions</b>    |                      |              |              |                              |              |                   |            |                             |                    |                     |
| 35 No other problems .....                         | 7 549                | 3 373        | 4 177        | 333                          | 351          | 278               | 591        | 891                         | 1 836              | 1 765               |
| 36 With other problems <sup>1</sup> .....          | 1 394                | 667          | 727          | 40                           | 46           | 62                | 133        | 121                         | 273                | 269                 |
| 37 Noise .....                                     | 272                  | 111          | 161          | 9                            | 10           | 16                | 33         | 23                          | 77                 | 57                  |
| 38 Litter or housing deterioration .....           | 212                  | 88           | 124          | 3                            | —            | 11                | 29         | 25                          | 37                 | 56                  |
| 39 Poor city or county services .....              | 122                  | 56           | 66           | 6                            | 4            | 2                 | 24         | 11                          | 31                 | 31                  |
| 40 Undesirable commercial, institutional, .....    | 59                   | 20           | 39           | 7                            | —            | 10                | 9          | —                           | 18                 | 20                  |
| 41 People .....                                    | 457                  | 195          | 262          | 8                            | 8            | 29                | 54         | 35                          | 96                 | 107                 |
| 42 Other .....                                     | 648                  | 325          | 323          | 15                           | 25           | 27                | 55         | 66                          | 124                | 110                 |
| 43 No problem .....                                | 9                    | 3            | 6            | —                            | —            | 1                 | —          | —                           | 1                  | 1                   |
| 44 Type of problem not reported .....              | 48                   | 18           | 29           | 4                            | 1            | —                 | —          | 5                           | 12                 | 8                   |
| 45 Other problems not reported .....               | 98                   | 47           | 51           | —                            | 4            | 5                 | —          | 10                          | 12                 | 19                  |
| <b>Public Elementary School<sup>1</sup></b>        |                      |              |              |                              |              |                   |            |                             |                    |                     |
| 46 Households with children aged 5-15 .....        | 3 671                | 1 759        | 1 912        | 150                          | 141          | 125               | 317        | 95                          | 726                | 929                 |
| 47 Attend public school(K-12) .....                | 3 344                | 1 552        | 1 792        | 140                          | 133          | 122               | 299        | 80                          | 672                | 880                 |
| 48 Attend private school (K-12) .....              | 280                  | 203          | 77           | 10                           | 4            | 2                 | 19         | 12                          | 44                 | 32                  |
| 49 Attend ungraded school, preschool, etc. ....    | 35                   | 20           | 15           | 2                            | 2            | 2                 | 1          | —                           | 8                  | 13                  |
| 50 Does not attend school .....                    | 22                   | 19           | 4            | —                            | 2            | —                 | —          | —                           | 4                  | 4                   |
| 51 Not reported .....                              | 80                   | 31           | 49           | 2                            | 4            | 2                 | 1          | 4                           | 14                 | 25                  |
| 52 Households with any children aged 0-13 .....    | 4 411                | 1 935        | 2 476        | 185                          | 177          | 139               | 360        | 91                          | 1 041              | 1 145               |
| 53 Satisfactory public elementary school .....     | 3 449                | 1 529        | 1 919        | 164                          | 144          | 115               | 294        | 86                          | 712                | 928                 |
| 54 Unsatisfactory public elementary school .....   | 260                  | 129          | 131          | 7                            | 2            | 11                | 25         | 2                           | 48                 | 53                  |
| 55 So bothered they want to move .....             | 117                  | 38           | 80           | 2                            | 1            | 6                 | 17         | —                           | 17                 | 30                  |
| 56 Not reported .....                              | 3                    | —            | 3            | —                            | —            | —                 | —          | —                           | 3                  | 3                   |
| 57 Not reported or don't know .....                | 702                  | 277          | 426          | 14                           | 31           | 13                | 41         | 4                           | 280                | 164                 |
| 58 Public elementary school less than 1 mile ..... | 3 258                | 1 389        | 1 869        | 117                          | 74           | 113               | 249        | 75                          | 750                | 881                 |
| 59 Public elementary school 1 mile or more .....   | 995                  | 493          | 502          | 68                           | 87           | 23                | 104        | 13                          | 226                | 216                 |
| 60 Not reported .....                              | 158                  | 52           | 105          | —                            | 16           | 4                 | 7          | 4                           | 64                 | 48                  |
| <b>Building Neighbor Noise<sup>2</sup></b>         |                      |              |              |                              |              |                   |            |                             |                    |                     |
| 61 Neighbor noise present .....                    | 2 239                | 167          | 2 072        | 74                           | —            | 162               | 205        | 143                         | 731                | 683                 |
| 62 Loudness bothersome .....                       | 741                  | 33           | 708          | 22                           | —            | 73                | 98         | 32                          | 220                | 242                 |
| 63 Loudness not bothersome .....                   | 1 498                | 134          | 1 364        | 52                           | —            | 89                | 108        | 111                         | 511                | 441                 |
| 64 Loudness bothersome not reported .....          | —                    | —            | —            | —                            | —            | —                 | —          | —                           | —                  | —                   |
| 65 Time of noise bothersome .....                  | 748                  | 27           | 721          | 14                           | —            | 83                | 89         | 32                          | 253                | 244                 |
| 66 Time of noise not bothersome .....              | 1 490                | 140          | 1 350        | 60                           | —            | 79                | 116        | 110                         | 478                | 439                 |
| 67 Time bothersome not reported .....              | 1                    | —            | 1            | —                            | —            | —                 | —          | —                           | 1                  | 1                   |
| 68 Neighbor noise not present .....                | 1 964                | 247          | 1 717        | 33                           | —            | 72                | 123        | 223                         | 611                | 553                 |
| 69 Not reported .....                              | 64                   | 11           | 54           | —                            | —            | 3                 | —          | 6                           | 15                 | 10                  |
| <b>Public Transportation</b>                       |                      |              |              |                              |              |                   |            |                             |                    |                     |
| 70 With public transportation .....                | 6 499                | 2 490        | 4 009        | 161                          | 132          | 288               | 499        | 736                         | 1 571              | 1 560               |
| 71 Household uses it at least weekly .....         | 2 147                | 430          | 1 717        | 27                           | 33           | 168               | 182        | 243                         | 533                | 711                 |
| 72 Satisfactory public transportation .....        | 2 024                | 408          | 1 617        | 27                           | 33           | 160               | 167        | 236                         | 508                | 673                 |
| 73 Unsatisfactory public transportation .....      | 122                  | 22           | 100          | —                            | —            | 8                 | 16         | 7                           | 26                 | 39                  |
| 74 Not reported .....                              | —                    | —            | —            | —                            | —            | —                 | —          | —                           | —                  | —                   |
| 75 Household uses it less than weekly .....        | 1 978                | 882          | 1 096        | 57                           | 34           | 57                | 162        | 246                         | 437                | 447                 |
| 76 Satisfactory public transportation .....        | 1 788                | 790          | 997          | 45                           | 25           | 50                | 145        | 207                         | 387                | 388                 |
| 77 Unsatisfactory public transportation .....      | 171                  | 83           | 88           | 13                           | 7            | 6                 | 17         | 36                          | 39                 | 49                  |
| 78 Not reported .....                              | 19                   | 8            | 10           | —                            | 2            | —                 | —          | 3                           | 11                 | 10                  |
| 79 Household does not use .....                    | 2 353                | 1 177        | 1 176        | 77                           | 65           | 63                | 152        | 244                         | 593                | 401                 |
| 80 Not reported .....                              | 22                   | 1            | 21           | —                            | —            | 1                 | 3          | 2                           | 8                  | 1                   |
| 81 No public transportation .....                  | 2 266                | 1 466        | 800          | 198                          | 261          | 51                | 201        | 261                         | 450                | 450                 |
| 82 Not reported .....                              | 276                  | 131          | 145          | 13                           | 8            | 5                 | 23         | 25                          | 102                | 43                  |

| Total occupied units | In MSAs        |              | Outside MSAs | Urban        |              | Rural        |            |              | Regions      |            |              |              |          |
|----------------------|----------------|--------------|--------------|--------------|--------------|--------------|------------|--------------|--------------|------------|--------------|--------------|----------|
|                      | Central cities | Suburbs      |              | Total        | Outside MSAs | Total        | Suburbs    | Outside MSAs | Northeast    | Midwest    | South        | West         |          |
| <b>9 041</b>         | <b>4 300</b>   | <b>3 894</b> | <b>847</b>   | <b>7 990</b> | <b>438</b>   | <b>1 051</b> | <b>638</b> | <b>408</b>   | <b>1 460</b> | <b>680</b> | <b>3 168</b> | <b>3 734</b> | <b>1</b> |
| 160                  | 105            | 53           | 2            | 160          | 2            | -            | -          | -            | 48           | 7          | 48           | 56           | 2        |
| 92                   | 61             | 25           | 6            | 89           | 3            | 3            | -          | 3            | 31           | 4          | 29           | 27           | 3        |
| 135                  | 89             | 41           | 6            | 135          | 6            | -            | -          | -            | 39           | 11         | 28           | 58           | 4        |
| 185                  | 123            | 57           | 5            | 178          | 2            | 6            | 3          | 3            | 45           | 8          | 59           | 73           | 5        |
| 819                  | 468            | 304          | 47           | 742          | 26           | 77           | 56         | 20           | 150          | 55         | 270          | 343          | 6        |
| 584                  | 331            | 201          | 52           | 551          | 43           | 33           | 25         | 8            | 111          | 33         | 185          | 255          | 7        |
| 1 253                | 605            | 559          | 90           | 1 122        | 48           | 131          | 89         | 42           | 220          | 115        | 398          | 520          | 8        |
| 2 106                | 1 054          | 864          | 189          | 1 850        | 75           | 257          | 143        | 113          | 310          | 155        | 754          | 887          | 9        |
| 1 271                | 490            | 647          | 133          | 1 130        | 88           | 140          | 93         | 45           | 136          | 112        | 445          | 579          | 10       |
| 2 077                | 807            | 985          | 285          | 1 718        | 127          | 359          | 198        | 159          | 294          | 149        | 815          | 819          | 11       |
| 37                   | 15             | 17           | 6            | 25           | 3            | 12           | 9          | 3            | 3            | 3          | 17           | 14           | 12       |
| 322                  | 152            | 143          | 27           | 289          | 15           | 33           | 21         | 11           | 72           | 28         | 119          | 102          | 13       |
| 2 566                | 1 456          | 890          | 221          | 2 356        | 117          | 210          | 107        | 103          | 537          | 235        | 709          | 1 085        | 14       |
| 1 362                | 740            | 480          | 142          | 1 245        | 70           | 117          | 45         | 72           | 280          | 131        | 404          | 546          | 15       |
| 1 204                | 716            | 409          | 79           | 1 111        | 47           | 93           | 62         | 31           | 257          | 103        | 305          | 539          | 16       |
| 527                  | 344            | 160          | 23           | 506          | 14           | 21           | 12         | 9            | 147          | 35         | 91           | 253          | 17       |
| 1                    | 1              | -            | -            | 1            | -            | -            | -          | -            | 1            | -          | -            | -            | 18       |
| -                    | -              | -            | -            | -            | -            | -            | -          | -            | -            | -          | -            | -            | 19       |
| 89                   | 47             | 33           | 9            | 75           | 5            | 13           | 9          | 4            | 22           | 12         | 25           | 29           | 20       |
| 1 685                | 1 083          | 538          | 64           | 1 616        | 45           | 70           | 50         | 20           | 364          | 120        | 450          | 752          | 21       |
| 588                  | 362            | 190          | 36           | 552          | 25           | 36           | 25         | 11           | 134          | 36         | 168          | 249          | 22       |
| 1 098                | 721            | 348          | 28           | 1 064        | 20           | 34           | 25         | 8            | 230          | 84         | 281          | 502          | 23       |
| 608                  | 445            | 151          | 12           | 601          | 10           | 7            | 5          | 2            | 141          | 50         | 145          | 272          | 24       |
| 1                    | -              | 1            | -            | 1            | -            | -            | -          | -            | -            | -          | -            | 1            | 25       |
| -                    | -              | -            | -            | -            | -            | -            | -          | -            | -            | -          | -            | -            | 26       |
| 147                  | 85             | 50           | 12           | 133          | 8            | 14           | 10         | 4            | 29           | 17         | 45           | 55           | 27       |
| 733                  | 441            | 240          | 52           | 657          | 28           | 76           | 52         | 24           | 167          | 53         | 212          | 301          | 28       |
| 226                  | 124            | 80           | 22           | 203          | 10           | 23           | 12         | 11           | 43           | 27         | 76           | 79           | 29       |
| 508                  | 318            | 159          | 31           | 455          | 18           | 53           | 40         | 13           | 124          | 26         | 136          | 222          | 30       |
| 259                  | 178            | 74           | 7            | 233          | 7            | 26           | 26         | -            | 78           | 12         | 68           | 101          | 31       |
| -                    | -              | -            | -            | -            | -            | -            | -          | -            | -            | -          | -            | -            | 32       |
| -                    | -              | -            | -            | -            | -            | -            | -          | -            | -            | -          | -            | -            | 33       |
| 94                   | 50             | 35           | 9            | 81           | 5            | 13           | 9          | 4            | 23           | 12         | 30           | 29           | 34       |
| 7 549                | 3 544          | 3 271        | 734          | 6 634        | 367          | 915          | 544        | 367          | 1 246        | 566        | 2 689        | 3 049        | 35       |
| 1 394                | 706            | 583          | 104          | 1 272        | 67           | 122          | 85         | 37           | 191          | 101        | 447          | 655          | 36       |
| 272                  | 158            | 93           | 20           | 258          | 18           | 13           | 11         | 2            | 42           | 16         | 72           | 142          | 37       |
| 212                  | 146            | 55           | 10           | 200          | 4            | 11           | 5          | 6            | 41           | 15         | 63           | 93           | 38       |
| 122                  | 81             | 38           | 3            | 119          | 3            | 3            | 3          | -            | 33           | 6          | 33           | 49           | 39       |
| 59                   | 37             | 21           | -            | 59           | -            | -            | -          | -            | 8            | 4          | 8            | 40           | 40       |
| 457                  | 261            | 177          | 19           | 427          | 9            | 30           | 19         | 10           | 64           | 25         | 132          | 237          | 41       |
| 648                  | 262            | 333          | 52           | 574          | 34           | 74           | 56         | 18           | 88           | 54         | 193          | 313          | 42       |
| 9                    | 6              | -            | 3            | 9            | -            | -            | -          | -            | 3            | -          | -            | 6            | 43       |
| 48                   | 24             | 16           | 8            | 45           | 5            | 3            | -          | 3            | 6            | -          | 23           | 18           | 44       |
| 98                   | 50             | 39           | 9            | 84           | 5            | 14           | 10         | 4            | 23           | 13         | 32           | 30           | 45       |
| 3 671                | 1 726          | 1 669        | 276          | 3 223        | 123          | 447          | 294        | 153          | 572          | 261        | 1 128        | 1 710        | 46       |
| 3 344                | 1 540          | 1 536        | 267          | 2 927        | 117          | 417          | 267        | 150          | 511          | 225        | 1 033        | 1 575        | 47       |
| 280                  | 169            | 98           | 12           | 251          | 3            | 29           | 19         | 10           | 61           | 25         | 84           | 110          | 48       |
| 35                   | 10             | 26           | -            | 32           | -            | 3            | 3          | -            | 2            | 4          | 11           | 19           | 49       |
| 22                   | 13             | 10           | -            | 20           | -            | 2            | 2          | -            | -            | 3          | 7            | 13           | 50       |
| 80                   | 42             | 33           | 4            | 70           | 3            | 10           | 8          | 1            | 11           | 7          | 18           | 44           | 51       |
| 4 411                | 2 098          | 1 962        | 351          | 3 916        | 182          | 495          | 323        | 170          | 649          | 304        | 1 374        | 2 084        | 52       |
| 3 449                | 1 617          | 1 546        | 286          | 3 054        | 143          | 395          | 250        | 143          | 492          | 235        | 1 120        | 1 602        | 53       |
| 260                  | 140            | 106          | 14           | 235          | 7            | 25           | 18         | 7            | 57           | 16         | 56           | 132          | 54       |
| 117                  | 76             | 37           | 4            | 109          | -            | 9            | 5          | 4            | 33           | 6          | 21           | 58           | 55       |
| 3                    | -              | 3            | -            | 3            | -            | -            | -          | -            | -            | -          | -            | 3            | 56       |
| 702                  | 341            | 309          | 52           | 627          | 32           | 75           | 56         | 19           | 100          | 54         | 198          | 351          | 57       |
| 3 258                | 1 694          | 1 374        | 190          | 3 047        | 138          | 211          | 158        | 52           | 527          | 231        | 935          | 1 564        | 58       |
| 995                  | 342            | 504          | 149          | 736          | 35           | 260          | 144        | 114          | 106          | 58         | 394          | 437          | 59       |
| 158                  | 62             | 84           | 12           | 133          | 8            | 25           | 21         | 4            | 16           | 15         | 44           | 83           | 60       |
| 2 239                | 1 376          | 772          | 91           | 2 159        | 81           | 80           | 70         | 10           | 581          | 172        | 592          | 894          | 61       |
| 741                  | 471            | 246          | 24           | 721          | 20           | 20           | 16         | 4            | 194          | 51         | 171          | 324          | 62       |
| 1 498                | 905            | 526          | 67           | 1 438        | 61           | 60           | 54         | 6            | 387          | 121        | 421          | 570          | 63       |
| -                    | -              | -            | -            | -            | -            | -            | -          | -            | -            | -          | -            | -            | 64       |
| 748                  | 450            | 267          | 30           | 724          | 26           | 23           | 19         | 4            | 184          | 59         | 173          | 332          | 65       |
| 1 490                | 926            | 504          | 61           | 1 434        | 55           | 57           | 51         | 6            | 397          | 113        | 419          | 561          | 66       |
| 1                    | -              | 1            | -            | 1            | -            | -            | -          | -            | -            | -          | -            | 1            | 67       |
| 1 964                | 1 183          | 722          | 59           | 1 894        | 46           | 70           | 56         | 13           | 549          | 138        | 609          | 668          | 68       |
| 64                   | 36             | 25           | 3            | 57           | 3            | 8            | 8          | -            | 23           | 6          | 19           | 16           | 69       |
| 6 499                | 3 779          | 2 550        | 170          | 6 289        | 116          | 210          | 156        | 54           | 1 280        | 448        | 1 815        | 2 956        | 70       |
| 2 147                | 1 544          | 585          | 17           | 2 111        | 14           | 36           | 33         | 3            | 750          | 121        | 347          | 929          | 71       |
| 2 024                | 1 454          | 556          | 15           | 1 991        | 12           | 33           | 30         | 3            | 717          | 118        | 326          | 864          | 72       |
| 122                  | 90             | 29           | 2            | 119          | 2            | 3            | 3          | -            | 33           | 3          | 21           | 65           | 73       |
| -                    | -              | -            | -            | -            | -            | -            | -          | -            | -            | -          | -            | -            | 74       |
| 1 978                | 1 024          | 891          | 63           | 1 919        | 41           | 58           | 36         | 22           | 256          | 167        | 563          | 992          | 75       |
| 1 788                | 934            | 815          | 39           | 1 739        | 25           | 48           | 34         | 14           | 238          | 150        | 490          | 909          | 76       |
| 171                  | 81             | 67           | 24           | 161          | 15           | 10           | 2          | 8            | 16           | 16         | 61           | 78           | 77       |
| 19                   | 10             | 9            | -            | 19           | -            | -            | -          | -            | 2            | 1          | 12           | 4            | 78       |
| 2 353                | 1 199          | 1 064        | 91           | 2 237        | 62           | 116          | 87         | 29           | 260          | 157        | 900          | 1 036        | 79       |
| 22                   | 12             | 10           | -            | 22           | -            | -            | -          | -            | 14           | 3          | 5            | -            | 80       |
| 2 266                | 407            | 1 200        | 659          | 1 464        | 311          | 802          | 449        | 348          | 145          | 186        | 1 270        | 664          | 81       |
| 276                  | 114            | 145          | 18           | 237          | 11           | 39           | 33         | 6            | 34           | 45         | 83           | 113          | 82       |



**Table 6-8. Neighborhood—Occupied Units With Hispanic Householder—Con.**

[Numbers in thousands. Consistent with the 1990 Census. ... means not applicable or sample too small. — means zero or rounds to zero]

| Characteristics  | Total occupied units | Tenure |        | Housing unit characteristics |              |                   |          | Household characteristics   |                    |                     |
|--|----------------------|--------|--------|------------------------------|--------------|-------------------|----------|-----------------------------|--------------------|---------------------|
|  |                      | Owner  | Renter | New construction 4 years     | Mobile homes | Physical problems |          | Elderly (65 years and over) | Moved in past year | Below poverty level |
|  |                      |        |        |                              |              | Severe            | Moderate |                             |                    |                     |
| <b>Neighborhood Shopping</b>   |                      |        |        |                              |              |                   |          |                             |                    |                     |
| 1 Satisfactory neighborhood shopping .....                                 | 7 911                | 3 470  | 4 441  | 301                          | 277          | 302               | 631      | 888                         | 1 881              | 1 756               |
| 2 Less than 1 mile .....   | 7 019                | 2 954  | 4 065  | 260                          | 221          | 278               | 516      | 797                         | 1 683              | 1 580               |
| 3 1 mile or more .....   | 861                  | 510    | 350    | 41                           | 56           | 24                | 110      | 90                          | 186                | 157                 |
| 4 Not reported .....   | 32                   | 6      | 25     | —                            | —            | —                 | 6        | —                           | 12                 | 19                  |
| 5 Unsatisfactory neighborhood shopping .....                               | 987                  | 554    | 433    | 70                           | 119          | 38                | 83       | 115                         | 206                | 265                 |
| 6 Not reported or don't know .....   | 143                  | 62     | 81     | 1                            | 6            | 4                 | 10       | 20                          | 35                 | 31                  |
| <b>Police Protection</b>   |                      |        |        |                              |              |                   |          |                             |                    |                     |
| 7 Satisfactory police protection .....                                     | 7 821                | 3 528  | 4 293  | 322                          | 322          | 265               | 603      | 919                         | 1 815              | 1 762               |
| 8 Unsatisfactory police protection .....                                   | 864                  | 401    | 463    | 40                           | 70           | 68                | 96       | 61                          | 187                | 224                 |
| 9 Not reported .....   | 356                  | 158    | 199    | 10                           | 9            | 11                | 24       | 42                          | 120                | 66                  |
| <b>Description of Area Within 300 Feet<sup>1</sup></b>                     |                      |        |        |                              |              |                   |          |                             |                    |                     |
| 10 Single-family detached houses .....                                     | 6 783                | 3 630  | 3 153  | 306                          | 228          | 219               | 565      | 788                         | 1 492              | 1 432               |
| 11 Single-family attached .....  | 1 230                | 375    | 855    | 59                           | 8            | 41                | 78       | 121                         | 325                | 304                 |
| 12 1- to 3- story multiunit .....  | 3 290                | 538    | 2 752  | 94                           | 26           | 163               | 257      | 267                         | 1 015              | 905                 |
| 13 4- to 6- story multiunit .....  | 897                  | 102    | 795    | 8                            | 7            | 88                | 81       | 116                         | 159                | 279                 |
| 14 7- or- more story multiunit .....                                       | 437                  | 52     | 385    | 3                            | 3            | 50                | 36       | 63                          | 75                 | 148                 |
| 15 Mobile homes .....  | 807                  | 524    | 283    | 52                           | 326          | 23                | 94       | 85                          | 151                | 215                 |
| 16 Commercial, or institutional .....                                      | 3 338                | 880    | 2 458  | 81                           | 79           | 211               | 287      | 349                         | 893                | 859                 |
| 17 Industrial or factories .....   | 638                  | 187    | 451    | 8                            | 35           | 45                | 56       | 78                          | 164                | 204                 |
| 18 Open space, park, woods, farm, or ranch .....                           | 2 495                | 1 083  | 1 412  | 170                          | 198          | 96                | 216      | 248                         | 557                | 554                 |
| 19 4 or more lane highway, railroad, or airport .....                      | 1 544                | 498    | 1 046  | 50                           | 75           | 86                | 119      | 183                         | 396                | 380                 |
| 20 Not reported .....  | 217                  | 126    | 91     | 6                            | 4            | —                 | 7        | 25                          | 34                 | 46                  |
| <b>Bodies of Water Within 300 Feet</b>                                     |                      |        |        |                              |              |                   |          |                             |                    |                     |
| 21 Water in area .....   | 855                  | 410    | 445    | 85                           | 54           | 28                | 60       | 63                          | 213                | 171                 |
| 22 Waterfront property .....   | 89                   | 57     | 32     | 15                           | 1            | 2                 | 4        | 16                          | 18                 | 12                  |
| 23 Not reported .....  | 7                    | 1      | 6      | 3                            | —            | —                 | —        | —                           | 2                  | 3                   |
| 24 Flood plain .....   | 154                  | 102    | 52     | 17                           | 10           | 2                 | 15       | 13                          | 37                 | 19                  |
| 25 Not reported .....  | 94                   | 7      | 88     | 7                            | —            | —                 | 10       | 3                           | 46                 | 25                  |
| 26 Water not reported .....  | 226                  | 126    | 100    | 6                            | 4            | —                 | 10       | 25                          | 38                 | 49                  |
| 27 No water in area .....  | 7 961                | 3 551  | 4 410  | 281                          | 344          | 316               | 653      | 934                         | 1 871              | 1 832               |
| <b>Age of Other Residential Buildings Within 300 Feet</b>                  |                      |        |        |                              |              |                   |          |                             |                    |                     |
| 28 Older .....   | 876                  | 321    | 555    | 4                            | 62           | 55                | 104      | 100                         | 186                | 244                 |
| 29 About the same .....  | 5 965                | 2 887  | 3 078  | 195                          | 153          | 209               | 448      | 656                         | 1 425              | 1 283               |
| 30 Newer .....   | 699                  | 310    | 389    | 139                          | 83           | 25                | 22       | 105                         | 164                | 145                 |
| 31 Very mixed .....  | 790                  | 306    | 484    | 21                           | 65           | 29                | 93       | 67                          | 200                | 219                 |
| 32 No other residential buildings .....                                    | 322                  | 107    | 214    | 7                            | 31           | 19                | 34       | 51                          | 73                 | 64                  |
| 33 Not reported .....  | 389                  | 155    | 234    | 6                            | 7            | 8                 | 22       | 42                          | 75                 | 96                  |
| <b>Other Buildings Vandalized or With Interior Exposed Within 300 Feet</b> |                      |        |        |                              |              |                   |          |                             |                    |                     |
| 34 None .....  | 7 807                | 3 612  | 4 195  | 344                          | 342          | 270               | 595      | 881                         | 1 867              | 1 697               |
| 35 1 building .....  | 371                  | 158    | 213    | 10                           | 9            | 18                | 53       | 33                          | 43                 | 100                 |
| 36 More than 1 building .....  | 304                  | 79     | 225    | 8                            | 19           | 40                | 32       | 22                          | 84                 | 109                 |
| 37 No buildings .....  | 228                  | 87     | 141    | 5                            | 28           | 7                 | 32       | 39                          | 46                 | 51                  |
| 38 Not reported .....  | 331                  | 151    | 180    | 6                            | 4            | 8                 | 12       | 46                          | 82                 | 95                  |
| <b>Bars on Windows of Buildings Within 300 Feet</b>                        |                      |        |        |                              |              |                   |          |                             |                    |                     |
| 39 No bars on windows .....  | 6 118                | 2 849  | 3 268  | 334                          | 345          | 189               | 471      | 592                         | 1 488              | 1 236               |
| 40 1 building with bars .....  | 259                  | 155    | 104    | 2                            | 5            | 15                | 15       | 46                          | 59                 | 64                  |
| 41 2 or more buildings with bars .....                                     | 1 768                | 749    | 1 019  | 23                           | 16           | 108               | 164      | 265                         | 363                | 518                 |
| 42 No buildings .....  | 228                  | 87     | 141    | 5                            | 28           | 7                 | 32       | 39                          | 46                 | 51                  |
| 43 Not reported .....  | 667                  | 245    | 422    | 9                            | 6            | 24                | 42       | 80                          | 168                | 183                 |
| <b>Condition of Streets Within 300 Feet</b>                                |                      |        |        |                              |              |                   |          |                             |                    |                     |
| 44 No repairs needed .....   | 5 539                | 2 614  | 2 924  | 272                          | 215          | 211               | 365      | 694                         | 1 309              | 1 200               |
| 45 Minor repairs needed .....  | 2 477                | 1 011  | 1 466  | 78                           | 108          | 90                | 237      | 227                         | 600                | 594                 |
| 46 Major repairs needed .....  | 640                  | 277    | 363    | 17                           | 46           | 38                | 79       | 58                          | 139                | 180                 |
| 47 No streets .....  | 95                   | 37     | 58     | —                            | 28           | 2                 | 29       | 11                          | 15                 | 16                  |
| 48 Not reported .....  | 290                  | 147    | 143    | 6                            | 4            | 3                 | 14       | 32                          | 60                 | 63                  |
| <b>Trash, Litter, or Junk on Streets or Any Properties Within 300 Feet</b> |                      |        |        |                              |              |                   |          |                             |                    |                     |
| 49 None .....  | 7 525                | 3 586  | 3 939  | 336                          | 339          | 236               | 566      | 877                         | 1 739              | 1 591               |
| 50 Minor accumulation .....  | 928                  | 285    | 643    | 25                           | 41           | 59                | 117      | 94                          | 244                | 284                 |
| 51 Major accumulation .....  | 337                  | 81     | 256    | 5                            | 18           | 49                | 33       | 23                          | 93                 | 120                 |
| 52 Not reported .....  | 252                  | 136    | 116    | 6                            | 4            | —                 | 8        | 28                          | 45                 | 57                  |
| <b>Parking Lots<sup>1</sup></b>  |                      |        |        |                              |              |                   |          |                             |                    |                     |
| 53 With parking lots .....   | 2 659                | 528    | 2 132  | 66                           | 60           | 158               | 219      | 264                         | 837                | 716                 |
| 54 Residents only .....  | 1 794                | 222    | 1 572  | 38                           | 35           | 89                | 146      | 185                         | 620                | 505                 |
| 55 Shoppers or workers only .....  | 810                  | 239    | 571    | 28                           | 8            | 44                | 80       | 85                          | 222                | 193                 |
| 56 Anyone .....  | 830                  | 167    | 663    | 22                           | 24           | 75                | 86       | 65                          | 253                | 195                 |
| 57 Kind not reported .....   | 58                   | 28     | 30     | —                            | 6            | —                 | —        | 6                           | 10                 | 19                  |
| 58 No parking lots within 300 feet .....                                   | 6 153                | 3 426  | 2 726  | 300                          | 338          | 187               | 498      | 733                         | 1 248              | 1 291               |
| 59 Parking lot not reported .....  | 229                  | 133    | 96     | 6                            | 4            | —                 | 7        | 25                          | 36                 | 46                  |
| <b>Mobile Homes in Group</b>   |                      |        |        |                              |              |                   |          |                             |                    |                     |
| 60 Mobile homes .....  | 401                  | 269    | 133    | 33                           | 401          | 9                 | 57       | 23                          | 73                 | 127                 |
| 61 1 to 6 .....  | 257                  | 169    | 88     | 33                           | 257          | 5                 | 48       | 16                          | 37                 | 85                  |
| 62 7 to 20 .....   | 22                   | 18     | 4      | —                            | 22           | 1                 | —        | —                           | —                  | 7                   |
| 63 21 or more .....  | 122                  | 82     | 40     | —                            | 122          | 2                 | 9        | 7                           | 36                 | 36                  |

<sup>1</sup>Figures may not add to total because more than one category may apply to a unit.

<sup>2</sup>Limited to single attached and multiunits.

| Total occupied units | In MSAs        |         | Outside MSAs | Urban |              | Rural |         |              | Regions   |         |       |       |    |
|----------------------|----------------|---------|--------------|-------|--------------|-------|---------|--------------|-----------|---------|-------|-------|----|
|                      | Central cities | Suburbs |              | Total | Outside MSAs | Total | Suburbs | Outside MSAs | Northeast | Midwest | South | West  |    |
| 7 911                | 3 833          | 3 420   | 658          | 7 217 | 400          | 694   | 432     | 258          | 1 330     | 589     | 2 758 | 3 234 | 1  |
| 7 019                | 3 595          | 2 932   | 492          | 6 573 | 331          | 446   | 285     | 161          | 1 249     | 507     | 2 375 | 2 888 | 2  |
| 861                  | 227            | 469     | 165          | 612   | 68           | 248   | 147     | 97           | 80        | 82      | 367   | 332   | 3  |
| 32                   | 11             | 19      | 2            | 32    | 2            | —     | —       | 2            | —         | —       | 16    | 14    | 4  |
| 987                  | 391            | 420     | 176          | 650   | 31           | 337   | 192     | 145          | 96        | 75      | 372   | 444   | 5  |
| 143                  | 76             | 53      | 13           | 123   | 8            | 20    | 14      | 6            | 33        | 15      | 39    | 56    | 6  |
| 7 821                | 3 640          | 3 453   | 728          | 6 958 | 387          | 862   | 519     | 342          | 1 248     | 580     | 2 787 | 3 205 | 7  |
| 864                  | 505            | 269     | 90           | 722   | 34           | 143   | 84      | 57           | 159       | 69      | 279   | 358   | 8  |
| 356                  | 156            | 172     | 28           | 310   | 18           | 46    | 36      | 10           | 53        | 31      | 102   | 171   | 9  |
| 6 783                | 3 053          | 3 050   | 680          | 5 967 | 388          | 815   | 519     | 292          | 826       | 502     | 2 391 | 3 063 | 10 |
| 1 230                | 664            | 509     | 57           | 1 166 | 40           | 64    | 47      | 17           | 282       | 69      | 364   | 515   | 11 |
| 3 290                | 1 907          | 1 233   | 150          | 3 177 | 119          | 113   | 82      | 31           | 533       | 284     | 898   | 1 575 | 12 |
| 897                  | 710            | 176     | 10           | 887   | 4            | 10    | 3       | 7            | 598       | 51      | 156   | 92    | 13 |
| 437                  | 370            | 67      | —            | 434   | —            | 3     | —       | —            | 311       | 19      | 57    | 50    | 14 |
| 807                  | 104            | 425     | 278          | 475   | 113          | 332   | 168     | 164          | 23        | 43      | 367   | 374   | 15 |
| 3 338                | 2 006          | 1 165   | 167          | 3 188 | 111          | 150   | 92      | 56           | 882       | 253     | 842   | 1 361 | 16 |
| 638                  | 361            | 229     | 47           | 588   | 20           | 50    | 22      | 28           | 163       | 56      | 187   | 232   | 17 |
| 2 495                | 1 028          | 1 115   | 352          | 1 941 | 91           | 554   | 291     | 261          | 438       | 195     | 917   | 944   | 18 |
| 1 544                | 795            | 673     | 76           | 1 457 | 37           | 86    | 48      | 38           | 257       | 122     | 518   | 648   | 19 |
| 217                  | 99             | 98      | 21           | 200   | 9            | 17    | 5       | 11           | 40        | 19      | 71    | 87    | 20 |
| 855                  | 268            | 464     | 123          | 637   | 29           | 218   | 124     | 94           | 130       | 66      | 433   | 226   | 21 |
| 89                   | 25             | 61      | 3            | 67    | —            | 22    | 19      | 3            | 20        | 4       | 62    | 4     | 22 |
| 7                    | —              | 7       | —            | 7     | —            | —     | —       | —            | —         | —       | —     | 3     | 23 |
| 154                  | 45             | 100     | 9            | 124   | 6            | 30    | 27      | 3            | 22        | 5       | 87    | 39    | 24 |
| 94                   | 28             | 49      | 18           | 76    | 7            | 18    | 7       | 11           | 13        | 10      | 46    | 25    | 25 |
| 226                  | 107            | 98      | 21           | 209   | 9            | 17    | 5       | 11           | 40        | 20      | 74    | 91    | 26 |
| 7 961                | 3 926          | 3 332   | 703          | 7 145 | 400          | 816   | 508     | 303          | 1 290     | 593     | 2 661 | 3 417 | 27 |
| 876                  | 446            | 320     | 110          | 752   | 35           | 124   | 48      | 75           | 159       | 64      | 257   | 395   | 28 |
| 5 965                | 2 880          | 2 636   | 449          | 5 425 | 290          | 540   | 376     | 159          | 898       | 460     | 2 231 | 2 377 | 29 |
| 699                  | 322            | 285     | 92           | 570   | 37           | 130   | 74      | 55           | 114       | 49      | 213   | 322   | 30 |
| 790                  | 309            | 387     | 94           | 658   | 52           | 132   | 90      | 42           | 131       | 36      | 220   | 403   | 31 |
| 322                  | 121            | 126     | 75           | 220   | 11           | 102   | 38      | 64           | 60        | 38      | 123   | 102   | 32 |
| 389                  | 222            | 140     | 28           | 366   | 15           | 23    | 11      | 13           | 98        | 33      | 125   | 134   | 33 |
| 7 807                | 3 658          | 3 466   | 683          | 6 944 | 370          | 864   | 546     | 313          | 1 229     | 568     | 2 760 | 3 250 | 34 |
| 371                  | 204            | 124     | 43           | 333   | 32           | 38    | 27      | 11           | 63        | 28      | 132   | 147   | 35 |
| 304                  | 206            | 72      | 26           | 282   | 17           | 22    | 13      | 9            | 78        | 24      | 84    | 118   | 36 |
| 228                  | 69             | 88      | 71           | 134   | 8            | 94    | 31      | 64           | 22        | 30      | 108   | 68    | 37 |
| 331                  | 163            | 144     | 23           | 297   | 12           | 34    | 23      | 11           | 67        | 29      | 85    | 151   | 38 |
| 6 118                | 2 573          | 2 826   | 719          | 5 293 | 386          | 825   | 487     | 333          | 950       | 564     | 2 191 | 2 412 | 39 |
| 259                  | 123            | 126     | 10           | 230   | 10           | 30    | 30      | —            | 18        | 11      | 95    | 136   | 40 |
| 1 768                | 1 209          | 544     | 15           | 1 715 | 15           | 54    | 54      | —            | 309       | 31      | 588   | 840   | 41 |
| 228                  | 69             | 88      | 71           | 134   | 8            | 94    | 31      | 64           | 22        | 30      | 108   | 68    | 42 |
| 667                  | 326            | 310     | 32           | 619   | 20           | 48    | 37      | 11           | 161       | 44      | 185   | 277   | 43 |
| 5 539                | 2 447          | 2 616   | 475          | 4 925 | 262          | 614   | 400     | 213          | 795       | 408     | 1 998 | 2 338 | 44 |
| 2 477                | 1 367          | 859     | 250          | 2 219 | 130          | 258   | 133     | 121          | 488       | 205     | 828   | 956   | 45 |
| 640                  | 323            | 257     | 61           | 531   | 26           | 109   | 74      | 35           | 107       | 41      | 196   | 295   | 46 |
| 95                   | 15             | 46      | 34           | 44    | 6            | 50    | 22      | 28           | 7         | 3       | 46    | 39    | 47 |
| 290                  | 148            | 116     | 27           | 270   | 15           | 20    | 8       | 11           | 62        | 23      | 100   | 105   | 48 |
| 7 525                | 3 399          | 3 393   | 732          | 6 602 | 369          | 923   | 555     | 364          | 1 147     | 573     | 2 755 | 3 050 | 49 |
| 928                  | 555            | 292     | 81           | 833   | 47           | 94    | 61      | 33           | 204       | 54      | 255   | 414   | 50 |
| 337                  | 226            | 98      | 13           | 322   | 13           | 15    | 15      | —            | 62        | 32      | 77    | 167   | 51 |
| 252                  | 120            | 111     | 21           | 233   | 9            | 19    | 8       | 11           | 46        | 21      | 80    | 104   | 52 |
| 2 659                | 1 431          | 1 076   | 152          | 2 520 | 105          | 140   | 92      | 48           | 554       | 215     | 836   | 1 054 | 53 |
| 1 794                | 960            | 758     | 76           | 1 704 | 54           | 90    | 69      | 21           | 324       | 131     | 652   | 686   | 54 |
| 810                  | 442            | 326     | 42           | 791   | 33           | 19    | 10      | 9            | 136       | 77      | 220   | 377   | 55 |
| 830                  | 453            | 308     | 69           | 793   | 49           | 37    | 16      | 21           | 203       | 59      | 223   | 345   | 56 |
| 58                   | 35             | 20      | 2            | 48    | 2            | 10    | 10      | —            | 14        | 4       | 23    | 17    | 57 |
| 6 153                | 2 762          | 2 717   | 674          | 5 258 | 324          | 895   | 541     | 349          | 863       | 444     | 2 260 | 2 585 | 58 |
| 229                  | 107            | 101     | 21           | 212   | 9            | 17    | 5       | 11           | 42        | 21      | 71    | 95    | 59 |
| 401                  | 43             | 201     | 157          | 187   | 29           | 215   | 87      | 128          | 13        | 32      | 214   | 143   | 60 |
| 257                  | 15             | 102     | 141          | 61    | 17           | 196   | 72      | 124          | 9         | 20      | 159   | 69    | 61 |
| 22                   | 9              | 11      | 2            | 20    | —            | 2     | —       | 2            | —         | —       | 18    | 3     | 62 |
| 122                  | 19             | 88      | 14           | 105   | 12           | 17    | 14      | 2            | 4         | 12      | 37    | 70    | 63 |

**Table 6-9. Household Composition—Occupied Units With Hispanic Householder**

[Numbers in thousands. Consistent with the 1990 Census. ... means not applicable or sample too small. — means zero or rounds to zero]

| Characteristics                                      | Total occupied units | Tenure        |               | Housing unit characteristics |              |                   |              | Household characteristics   |                    |                     |
|--|----------------------|---------------|---------------|------------------------------|--------------|-------------------|--------------|-----------------------------|--------------------|---------------------|
|  |                      | Owner         | Renter        | New construction 4 years     | Mobile homes | Physical problems |              | Elderly (65 years and over) | Moved in past year | Below poverty level |
|  |                      |               |               |                              |              | Severe            | Moderate     |                             |                    |                     |
| <b>1 Population in housing units ...</b>             | <b>29 844</b>        | <b>14 192</b> | <b>15 653</b> | <b>1 242</b>                 | <b>1 216</b> | <b>1 055</b>      | <b>2 541</b> | <b>2 248</b>                | <b>6 625</b>       | <b>6 868</b>        |
| <b>2 Total .....</b>                                 | <b>9 041</b>         | <b>4 087</b>  | <b>4 955</b>  | <b>373</b>                   | <b>401</b>   | <b>344</b>        | <b>724</b>   | <b>1 022</b>                | <b>2 122</b>       | <b>2 052</b>        |
| <b>Persons</b>                                       |                      |               |               |                              |              |                   |              |                             |                    |                     |
| 3 1 person .....                                     | 1 379                | 471           | 908           | 55                           | 73           | 76                | 138          | 331                         | 344                | 419                 |
| 4 2 persons .....                                    | 2 087                | 970           | 1 117         | 86                           | 97           | 81                | 129          | 437                         | 550                | 396                 |
| 5 3 persons .....                                    | 1 704                | 754           | 950           | 66                           | 79           | 64                | 114          | 121                         | 416                | 307                 |
| 6 4 persons .....                                    | 1 820                | 850           | 970           | 87                           | 87           | 45                | 134          | 59                          | 424                | 397                 |
| 7 5 persons .....                                    | 1 144                | 558           | 586           | 34                           | 44           | 46                | 120          | 43                          | 197                | 259                 |
| 8 6 persons .....                                    | 535                  | 257           | 279           | 27                           | 8            | 21                | 39           | 14                          | 123                | 162                 |
| 9 7 persons or more .....                            | 372                  | 227           | 145           | 18                           | 13           | 11                | 51           | 18                          | 68                 | 112                 |
| <b>Number of Single Children Under 18 Years</b>      |                      |               |               |                              |              |                   |              |                             |                    |                     |
| 10 None .....  | 4 043                | 1 848         | 2 195         | 153                          | 198          | 177               | 320          | 900                         | 944                | 798                 |
| 11 1 .....   | 1 707                | 752           | 955           | 73                           | 77           | 61                | 106          | 59                          | 457                | 290                 |
| 12 2 .....   | 1 832                | 775           | 1 057         | 87                           | 74           | 56                | 128          | 45                          | 428                | 450                 |
| 13 3 .....   | 920                  | 466           | 454           | 32                           | 40           | 21                | 91           | 9                           | 170                | 266                 |
| 14 4 .....   | 375                  | 171           | 204           | 18                           | 3            | 24                | 44           | 8                           | 94                 | 164                 |
| 15 5 .....   | 105                  | 46            | 60            | 6                            | 7            | 4                 | 15           | —                           | 18                 | 59                  |
| 16 6 or more .....                                   | 60                   | 30            | 30            | 2                            | 3            | 2                 | 19           | 1                           | 11                 | 25                  |
| <b>Persons 65 Years Old and Over</b>                 |                      |               |               |                              |              |                   |              |                             |                    |                     |
| 17 None .....  | 7 784                | 3 266         | 4 518         | 330                          | 374          | 285               | 648          | ...                         | 2 039              | 1 709               |
| 18 1 person .....                                    | 853                  | 510           | 343           | 28                           | 18           | 42                | 69           | 641                         | 62                 | 254                 |
| 19 2 persons or more .....                           | 404                  | 310           | 94            | 15                           | 10           | 17                | 7            | 381                         | 21                 | 89                  |
| <b>Age of Householder</b>                            |                      |               |               |                              |              |                   |              |                             |                    |                     |
| 20 Under 25 years .....                              | 777                  | 93            | 684           | 51                           | 27           | 21                | 68           | ...                         | 456                | 242                 |
| 21 25 to 29 .....                                    | 1 129                | 275           | 853           | 56                           | 77           | 48                | 89           | ...                         | 458                | 252                 |
| 22 30 to 34 .....                                    | 1 198                | 425           | 772           | 43                           | 47           | 34                | 85           | ...                         | 305                | 269                 |
| 23 35 to 44 .....                                    | 2 426                | 1 183         | 1 243         | 112                          | 119          | 80                | 201          | ...                         | 518                | 507                 |
| 24 45 to 54 .....                                    | 1 559                | 867           | 693           | 66                           | 66           | 63                | 129          | ...                         | 217                | 260                 |
| 25 55 to 64 .....                                    | 930                  | 576           | 354           | 15                           | 42           | 45                | 83           | ...                         | 105                | 213                 |
| 26 65 to 74 .....                                    | 654                  | 426           | 228           | 25                           | 12           | 38                | 47           | 654                         | 49                 | 188                 |
| 27 75 years and over .....                           | 368                  | 242           | 126           | 4                            | 11           | 15                | 22           | 368                         | 13                 | 121                 |
| 28 <b>Median .....</b>                               | <b>41</b>            | <b>46</b>     | <b>36</b>     | <b>38</b>                    | <b>39</b>    | <b>44</b>         | <b>41</b>    | <b>73</b>                   | <b>32</b>          | <b>40</b>           |
| <b>Household Composition by Age of Householder</b>   |                      |               |               |                              |              |                   |              |                             |                    |                     |
| 29 2-or-more-person households .....                 | 7 662                | 3 615         | 4 047         | 317                          | 328          | 268               | 586          | 691                         | 1 778              | 1 633               |
| 30 Married-couple families, no nonrelatives .....    | 4 917                | 2 809         | 2 108         | 220                          | 194          | 154               | 364          | 496                         | 974                | 848                 |
| 31 Under 25 years .....                              | 284                  | 49            | 235           | 22                           | 17           | 7                 | 27           | ...                         | 163                | 93                  |
| 32 25 to 29 years .....                              | 569                  | 208           | 362           | 29                           | 35           | 19                | 36           | ...                         | 198                | 100                 |
| 33 30 to 34 years .....                              | 707                  | 324           | 383           | 24                           | 19           | 18                | 46           | ...                         | 171                | 127                 |
| 34 35 to 44 years .....                              | 1 464                | 843           | 621           | 76                           | 67           | 44                | 118          | ...                         | 266                | 230                 |
| 35 45 to 64 years .....                              | 1 397                | 1 000         | 397           | 55                           | 51           | 43                | 113          | ...                         | 144                | 186                 |
| 36 65 years and over .....                           | 496                  | 384           | 112           | 15                           | 5            | 23                | 23           | 496                         | 33                 | 112                 |
| 37 Other male householder .....                      | 1 021                | 270           | 751           | 20                           | 99           | 32                | 96           | 50                          | 374                | 164                 |
| 38 Under 45 years .....                              | 774                  | 154           | 619           | 13                           | 79           | 26                | 75           | ...                         | 340                | 132                 |
| 39 45 to 64 years .....                              | 197                  | 82            | 115           | 4                            | 20           | 6                 | 21           | ...                         | 34                 | 25                  |
| 40 65 years and over .....                           | 50                   | 33            | 17            | 2                            | —            | —                 | —            | 50                          | —                  | 8                   |
| 41 Other female householder .....                    | 1 724                | 537           | 1 187         | 77                           | 35           | 81                | 126          | 145                         | 430                | 621                 |
| 42 Under 45 years .....                              | 1 131                | 266           | 865           | 58                           | 22           | 43                | 88           | ...                         | 357                | 458                 |
| 43 45 to 64 years .....                              | 449                  | 174           | 274           | 11                           | 4            | 27                | 31           | ...                         | 59                 | 128                 |
| 44 65 years and over .....                           | 145                  | 97            | 48            | 8                            | 8            | 11                | 6            | 145                         | 14                 | 34                  |
| 45 1-person households .....                         | 1 379                | 471           | 908           | 55                           | 73           | 76                | 138          | 331                         | 344                | 419                 |
| 46 Male householder .....                            | 694                  | 196           | 499           | 20                           | 38           | 43                | 85           | 107                         | 223                | 194                 |
| 47 Under 45 years .....                              | 401                  | 90            | 310           | 20                           | 25           | 19                | 44           | ...                         | 164                | 86                  |
| 48 45 to 64 years .....                              | 187                  | 57            | 130           | —                            | 9            | 16                | 21           | ...                         | 56                 | 53                  |
| 49 65 years and over .....                           | 107                  | 48            | 59            | —                            | 4            | 8                 | 19           | 107                         | 4                  | 55                  |
| 50 Female householder .....                          | 685                  | 276           | 409           | 35                           | 35           | 33                | 53           | 224                         | 120                | 226                 |
| 51 Under 45 years .....                              | 201                  | 42            | 159           | 20                           | 5            | 6                 | 7            | ...                         | 79                 | 45                  |
| 52 45 to 64 years .....                              | 260                  | 129           | 131           | 10                           | 23           | 17                | 26           | ...                         | 30                 | 81                  |
| 53 65 years and over .....                           | 224                  | 105           | 119           | 4                            | 6            | 11                | 20           | 224                         | 12                 | 101                 |
| <b>Adults and Single Children Under 18 Years Old</b> |                      |               |               |                              |              |                   |              |                             |                    |                     |
| 54 Total households with children .....              | 4 999                | 2 239         | 2 760         | 219                          | 203          | 168               | 404          | 122                         | 1 178              | 1 254               |
| 55 Married couples .....                             | 3 381                | 1 801         | 1 580         | 151                          | 144          | 102               | 287          | 76                          | 724                | 620                 |
| 56 One child under 6 only .....                      | 500                  | 202           | 298           | 14                           | 34           | 11                | 25           | 7                           | 174                | 82                  |
| 57 One under 6, one or more 6 to 17 .....            | 774                  | 410           | 364           | 22                           | 34           | 21                | 90           | 26                          | 151                | 157                 |
| 58 Two or more under 6 only .....                    | 374                  | 136           | 239           | 27                           | 6            | 17                | 25           | —                           | 116                | 96                  |
| 59 Two or more under 6, one or more 6 to 17 ..       | 247                  | 115           | 132           | 16                           | 10           | 9                 | 33           | 1                           | 54                 | 84                  |
| 60 One or more 6 to 17 only .....                    | 1 485                | 938           | 547           | 72                           | 61           | 44                | 115          | 41                          | 229                | 200                 |
| 61 Other households with two or more adults .....    | 847                  | 278           | 569           | 39                           | 35           | 31                | 59           | 37                          | 229                | 256                 |
| 62 One child under 6 only .....                      | 147                  | 36            | 112           | 2                            | 4            | 6                 | 15           | 4                           | 57                 | 35                  |
| 63 One under 6, one or more 6 to 17 .....            | 141                  | 50            | 91            | 8                            | 9            | 7                 | 8            | 4                           | 27                 | 47                  |
| 64 Two or more under 6 only .....                    | 75                   | 11            | 64            | —                            | 5            | —                 | 6            | —                           | 33                 | 31                  |
| 65 Two or more under 6, one or more 6 to 17 ..       | 82                   | 28            | 54            | 2                            | 4            | 4                 | 6            | 3                           | 28                 | 34                  |
| 66 One or more 6 to 17 only .....                    | 402                  | 154           | 248           | 27                           | 13           | 14                | 23           | 26                          | 84                 | 109                 |
| 67 Households with one adult or none .....           | 771                  | 160           | 611           | 29                           | 24           | 35                | 58           | 10                          | 226                | 378                 |
| 68 One child under 6 only .....                      | 61                   | 6             | 55            | —                            | —            | 4                 | 3            | —                           | 33                 | 23                  |
| 69 One under 6, one or more 6 to 17 .....            | 153                  | 13            | 139           | —                            | —            | 6                 | 18           | —                           | 39                 | 88                  |
| 70 Two or more under 6 only .....                    | 39                   | —             | 39            | 4                            | 1            | 1                 | 3            | —                           | 19                 | 31                  |
| 71 Two or more under 6, one or more 6 to 17 ..       | 40                   | 3             | 36            | —                            | —            | 2                 | 6            | —                           | 7                  | 37                  |
| 72 One or more 6 to 17 only .....                    | 478                  | 137           | 341           | 24                           | 23           | 21                | 27           | 10                          | 127                | 199                 |
| 73 Total households with no children .....           | 4 043                | 1 848         | 2 195         | 153                          | 198          | 177               | 320          | 900                         | 944                | 798                 |
| 74 Married couples .....                             | 1 675                | 1 068         | 607           | 72                           | 53           | 54                | 89           | 425                         | 284                | 249                 |
| 75 Other households with two or more adults .....    | 999                  | 310           | 689           | 29                           | 71           | 46                | 95           | 145                         | 321                | 139                 |
| 76 Households with one adult .....                   | 1 368                | 469           | 899           | 51                           | 73           | 76                | 136          | 331                         | 339                | 410                 |

| Total occupied units | In MSAs        |               | Outside MSAs | Urban         |              | Rural        |              |              | Regions      |              |              |               |          |
|----------------------|----------------|---------------|--------------|---------------|--------------|--------------|--------------|--------------|--------------|--------------|--------------|---------------|----------|
|                      | Central cities | Suburbs       |              | Total         | Outside MSAs | Total        | Suburbs      | Outside MSAs | Northeast    | Midwest      | South        | West          |          |
| <b>29 844</b>        | <b>13 986</b>  | <b>13 314</b> | <b>2 545</b> | <b>26 344</b> | <b>1 238</b> | <b>3 500</b> | <b>2 182</b> | <b>1 306</b> | <b>4 424</b> | <b>2 134</b> | <b>9 961</b> | <b>13 325</b> | <b>1</b> |
| <b>9 041</b>         | <b>4 300</b>   | <b>3 894</b>  | <b>847</b>   | <b>7 990</b>  | <b>438</b>   | <b>1 051</b> | <b>638</b>   | <b>408</b>   | <b>1 460</b> | <b>680</b>   | <b>3 168</b> | <b>3 734</b>  | <b>2</b> |
| 1 379                | 765            | 452           | 162          | 1 239         | 86           | 140          | 63           | 75           | 283          | 110          | 496          | 490           | 3        |
| 2 087                | 928            | 938           | 221          | 1 857         | 142          | 230          | 150          | 79           | 325          | 173          | 857          | 731           | 4        |
| 1 704                | 815            | 739           | 150          | 1 483         | 66           | 221          | 138          | 84           | 333          | 130          | 574          | 667           | 5        |
| 1 820                | 826            | 904           | 190          | 1 579         | 82           | 241          | 131          | 108          | 254          | 139          | 633          | 794           | 6        |
| 1 144                | 550            | 526           | 68           | 1 016         | 38           | 128          | 97           | 31           | 169          | 71           | 365          | 539           | 7        |
| 535                  | 236            | 267           | 33           | 481           | 18           | 54           | 40           | 14           | 68           | 39           | 130          | 299           | 8        |
| 372                  | 180            | 168           | 24           | 336           | 6            | 36           | 19           | 18           | 27           | 19           | 112          | 214           | 9        |
| 4 043                | 1 943          | 1 664         | 435          | 3 587         | 237          | 455          | 254          | 199          | 732          | 325          | 1 580        | 1 406         | 10       |
| 1 707                | 774            | 786           | 146          | 1 505         | 77           | 202          | 130          | 69           | 238          | 140          | 582          | 747           | 11       |
| 1 832                | 870            | 789           | 173          | 1 610         | 80           | 222          | 129          | 92           | 305          | 113          | 570          | 844           | 12       |
| 920                  | 444            | 430           | 46           | 821           | 24           | 99           | 77           | 22           | 129          | 71           | 281          | 439           | 13       |
| 375                  | 185            | 156           | 34           | 324           | 17           | 51           | 34           | 17           | 38           | 25           | 104          | 208           | 14       |
| 105                  | 56             | 45            | 5            | 95            | 3            | 11           | 9            | 2            | 12           | 5            | 27           | 61            | 15       |
| 60                   | 28             | 24            | 8            | 47            | -            | 12           | 4            | 8            | 7            | 2            | 23           | 28            | 16       |
| 7 784                | 3 730          | 3 330         | 724          | 6 862         | 360          | 922          | 557          | 364          | 1 247        | 592          | 2 664        | 3 281         | 17       |
| 853                  | 403            | 357           | 93           | 768           | 62           | 85           | 52           | 31           | 148          | 60           | 329          | 316           | 18       |
| 404                  | 167            | 207           | 30           | 361           | 16           | 44           | 30           | 13           | 65           | 27           | 175          | 137           | 19       |
| 777                  | 421            | 303           | 54           | 720           | 37           | 58           | 38           | 18           | 91           | 65           | 267          | 354           | 20       |
| 1 129                | 578            | 424           | 127          | 1 019         | 62           | 110          | 44           | 65           | 155          | 102          | 384          | 488           | 21       |
| 1 198                | 582            | 540           | 75           | 1 096         | 49           | 101          | 75           | 26           | 193          | 85           | 356          | 563           | 22       |
| 2 426                | 1 117          | 1 083         | 226          | 2 074         | 100          | 352          | 226          | 126          | 397          | 193          | 826          | 1 010         | 23       |
| 1 559                | 687            | 733           | 139          | 1 347         | 63           | 212          | 136          | 76           | 258          | 110          | 558          | 634           | 24       |
| 930                  | 451            | 358           | 121          | 810           | 66           | 120          | 62           | 55           | 196          | 59           | 357          | 317           | 25       |
| 654                  | 289            | 300           | 64           | 585           | 34           | 69           | 39           | 30           | 103          | 41           | 281          | 230           | 26       |
| 368                  | 175            | 154           | 39           | 339           | 27           | 29           | 18           | 12           | 66           | 25           | 139          | 139           | 27       |
| 41                   | 40             | 41            | 42           | 41            | 42           | 42           | 42           | 43           | 42           | 40           | 42           | 40            | 28       |
| 7 662                | 3 535          | 3 442         | 685          | 6 751         | 352          | 911          | 576          | 333          | 1 177        | 570          | 2 672        | 3 244         | 29       |
| 4 917                | 2 086          | 2 374         | 457          | 4 291         | 258          | 627          | 425          | 200          | 636          | 387          | 1 853        | 2 040         | 30       |
| 284                  | 135            | 121           | 28           | 249           | 16           | 34           | 22           | 12           | 19           | 28           | 109          | 128           | 31       |
| 569                  | 273            | 238           | 58           | 525           | 40           | 44           | 25           | 19           | 52           | 59           | 206          | 251           | 32       |
| 707                  | 321            | 350           | 35           | 640           | 23           | 67           | 54           | 13           | 93           | 49           | 215          | 350           | 33       |
| 1 464                | 581            | 740           | 143          | 1 239         | 74           | 226          | 156          | 69           | 192          | 113          | 541          | 617           | 34       |
| 1 397                | 573            | 681           | 143          | 1 185         | 74           | 212          | 141          | 69           | 213          | 112          | 554          | 519           | 35       |
| 496                  | 202            | 244           | 49           | 452           | 32           | 44           | 27           | 18           | 67           | 26           | 228          | 175           | 36       |
| 1 021                | 473            | 447           | 101          | 901           | 28           | 120          | 46           | 74           | 137          | 89           | 315          | 480           | 37       |
| 774                  | 377            | 326           | 71           | 686           | 10           | 88           | 26           | 62           | 100          | 76           | 230          | 368           | 38       |
| 197                  | 79             | 95            | 24           | 170           | 14           | 27           | 18           | 10           | 26           | 13           | 76           | 81            | 39       |
| 50                   | 18             | 26            | 6            | 45            | 4            | 5            | 2            | 2            | 10           | -            | 9            | 31            | 40       |
| 1 724                | 977            | 621           | 126          | 1 560         | 67           | 164          | 105          | 60           | 404          | 94           | 503          | 723           | 41       |
| 1 131                | 652            | 382           | 97           | 1 012         | 50           | 118          | 71           | 47           | 269          | 63           | 310          | 489           | 42       |
| 449                  | 254            | 174           | 20           | 420           | 12           | 28           | 20           | 8            | 99           | 21           | 138          | 190           | 43       |
| 145                  | 70             | 65            | 10           | 127           | 5            | 18           | 14           | 4            | 36           | 10           | 54           | 45            | 44       |
| 1 379                | 765            | 452           | 162          | 1 239         | 86           | 140          | 63           | 75           | 283          | 110          | 496          | 490           | 45       |
| 694                  | 391            | 225           | 78           | 627           | 48           | 68           | 38           | 30           | 107          | 63           | 264          | 260           | 46       |
| 401                  | 228            | 132           | 40           | 368           | 27           | 33           | 20           | 13           | 53           | 45           | 154          | 149           | 47       |
| 187                  | 98             | 61            | 29           | 160           | 15           | 27           | 13           | 14           | 45           | 11           | 54           | 77            | 48       |
| 107                  | 65             | 33            | 10           | 99            | 7            | 8            | 5            | 3            | 9            | 8            | 56           | 34            | 49       |
| 685                  | 375            | 227           | 83           | 612           | 38           | 73           | 25           | 45           | 176          | 46           | 233          | 230           | 50       |
| 201                  | 131            | 61            | 9            | 190           | 9            | 12           | 7            | -            | 58           | 14           | 68           | 62            | 51       |
| 260                  | 134            | 79            | 46           | 222           | 15           | 38           | 7            | 31           | 72           | 12           | 93           | 83            | 52       |
| 224                  | 110            | 86            | 28           | 201           | 13           | 23           | 8            | 15           | 46           | 21           | 72           | 85            | 53       |
| 4 999                | 2 357          | 2 230         | 411          | 4 403         | 202          | 596          | 384          | 210          | 728          | 355          | 1 588        | 2 328         | 54       |
| 3 381                | 1 440          | 1 643         | 298          | 2 948         | 152          | 433          | 284          | 146          | 384          | 259          | 1 167        | 1 572         | 55       |
| 500                  | 223            | 228           | 49           | 447           | 29           | 53           | 30           | 20           | 53           | 42           | 174          | 231           | 56       |
| 774                  | 332            | 391           | 52           | 683           | 29           | 91           | 68           | 23           | 91           | 51           | 235          | 396           | 57       |
| 374                  | 184            | 151           | 39           | 340           | 25           | 34           | 20           | 14           | 35           | 26           | 113          | 200           | 58       |
| 247                  | 116            | 109           | 22           | 227           | 11           | 20           | 10           | 11           | 15           | 17           | 95           | 121           | 59       |
| 1 485                | 585            | 764           | 136          | 1 250         | 57           | 235          | 156          | 79           | 191          | 121          | 549          | 624           | 60       |
| 847                  | 476            | 318           | 53           | 779           | 24           | 68           | 39           | 29           | 160          | 59           | 201          | 428           | 61       |
| 147                  | 77             | 57            | 13           | 135           | 8            | 12           | 6            | 5            | 25           | 12           | 43           | 68            | 62       |
| 141                  | 68             | 58            | 16           | 117           | 5            | 24           | 13           | 11           | 29           | 8            | 26           | 77            | 63       |
| 75                   | 44             | 27            | 4            | 71            | -            | 4            | -            | 4            | 9            | -            | 22           | 43            | 64       |
| 82                   | 61             | 21            | -            | 82            | -            | -            | -            | -            | 8            | 8            | 7            | 59            | 65       |
| 402                  | 227            | 155           | 20           | 374           | 11           | 28           | 19           | 9            | 88           | 31           | 104          | 180           | 66       |
| 771                  | 442            | 268           | 60           | 676           | 26           | 95           | 61           | 35           | 184          | 38           | 221          | 328           | 67       |
| 61                   | 37             | 21            | 3            | 58            | 3            | 2            | 2            | -            | 13           | 5            | 17           | 25            | 68       |
| 153                  | 90             | 52            | 11           | 136           | 9            | 16           | 14           | 3            | 41           | 1            | 36           | 75            | 69       |
| 39                   | 25             | 9             | 5            | 37            | 3            | 2            | -            | 2            | 7            | 1            | 9            | 22            | 70       |
| 40                   | 31             | 9             | -            | 40            | -            | -            | -            | -            | 16           | -            | 7            | 16            | 71       |
| 478                  | 260            | 178           | 41           | 404           | 11           | 74           | 45           | 30           | 106          | 31           | 151          | 190           | 72       |
| 4 043                | 1 943          | 1 664         | 435          | 3 587         | 237          | 455          | 254          | 199          | 732          | 325          | 1 580        | 1 406         | 73       |
| 1 675                | 706            | 802           | 167          | 1 469         | 106          | 206          | 145          | 61           | 268          | 141          | 705          | 560           | 74       |
| 999                  | 479            | 413           | 106          | 890           | 45           | 109          | 47           | 62           | 184          | 76           | 378          | 361           | 75       |
| 1 368                | 758            | 449           | 162          | 1 228         | 86           | 140          | 63           | 75           | 280          | 107          | 496          | 485           | 76       |

**Table 6-9. Household Composition—Occupied Units With Hispanic Householder—Con.**

[Numbers in thousands. Consistent with the 1990 Census. ... means not applicable or sample too small. — means zero or rounds to zero]

|  | Characteristics  | Total occupied units | Tenure      |              | Housing unit characteristics |              |                   |              | Household characteristics   |                    |                     |
|--|--|----------------------|-------------|--------------|------------------------------|--------------|-------------------|--------------|-----------------------------|--------------------|---------------------|
|  |  |                      | Owner       | Renter       | New construction 4 years     | Mobile homes | Physical problems |              | Elderly (65 years and over) | Moved in past year | Below poverty level |
|  |  |                      |             |              |                              |              | Severe            | Moderate     |                             |                    |                     |
| <b>Own Never Married Children Under 18 Years Old</b>     |  |                      |             |              |                              |              |                   |              |                             |                    |                     |
| 1  | No own children under 18 years .....                       | 4 583                | 2 121       | 2 461        | 169                          | 212          | 204               | 363          | 1 007                       | 1 027              | 937                 |
| 2  | With own children under 18 years .....                     | 4 458                | 1 965       | 2 493        | 203                          | 190          | 140               | 361          | 16                          | 1 095              | 1 115               |
| 3  | Under 6 years only .....                                   | 1 098                | 330         | 769          | 46                           | 48           | 33                | 68           | —                           | 427                | 268                 |
| 4  | 1 .....  | 650                  | 205         | 445          | 17                           | 37           | 15                | 41           | —                           | 274                | 121                 |
| 5  | 2 .....  | 379                  | 100         | 279          | 22                           | 8            | 16                | 23           | —                           | 127                | 120                 |
| 6  | 3 or more .....  | 69                   | 24          | 45           | 7                            | 2            | 2                 | 3            | —                           | 26                 | 28                  |
| 7  | 6 to 17 years only .....                                   | 2 186                | 1 162       | 1 024        | 117                          | 94           | 68                | 153          | 16                          | 413                | 477                 |
| 8  | 1 .....  | 915                  | 472         | 443          | 45                           | 39           | 37                | 54           | 13                          | 181                | 143                 |
| 9  | 2 .....  | 823                  | 442         | 380          | 50                           | 47           | 18                | 50           | —                           | 157                | 192                 |
| 10   | 3 or more .....  | 448                  | 248         | 200          | 21                           | 7            | 12                | 49           | 2                           | 75                 | 143                 |
| 11   | Both age groups .....                                      | 1 174                | 473         | 701          | 41                           | 49           | 40                | 139          | —                           | 256                | 370                 |
| 12   | 2 .....  | 473                  | 169         | 304          | 21                           | 10           | 13                | 46           | —                           | 109                | 115                 |
| 13   | 3 or more .....  | 701                  | 304         | 397          | 19                           | 38           | 27                | 94           | —                           | 147                | 255                 |
| <b>Persons Other Than Spouse or Children<sup>1</sup></b> |  |                      |             |              |                              |              |                   |              |                             |                    |                     |
| 14   | With other relatives .....                                 | 2 740                | 1 433       | 1 307        | 89                           | 102          | 107               | 222          | 334                         | 498                | 525                 |
| 15   | Single adult offspring 18 to 29 .....                      | 1 322                | 775         | 546          | 45                           | 34           | 47                | 121          | 73                          | 186                | 223                 |
| 16   | Single adult offspring 30 years of age or over .....       | 376                  | 266         | 109          | 2                            | 6            | 15                | 19           | 205                         | 29                 | 55                  |
| 17   | Households with three generations .....                    | 549                  | 332         | 217          | 24                           | 9            | 15                | 33           | 76                          | 71                 | 125                 |
| 18   | Households with 1 subfamily .....                          | 501                  | 284         | 217          | 22                           | 7            | 13                | 41           | 71                          | 76                 | 108                 |
| 19   | Subfamily householder age under 30 .....                   | 282                  | 133         | 149          | 12                           | 6            | 10                | 27           | 9                           | 51                 | 82                  |
| 20   | 30 to 64 .....   | 209                  | 144         | 65           | 10                           | 1            | 3                 | 14           | 62                          | 24                 | 26                  |
| 21   | 65 and over .....  | 10                   | 6           | 3            | —                            | —            | —                 | —            | —                           | 1                  | —                   |
| 22   | Households with 2 or more subfamilies .....                | 30                   | 14          | 17           | 3                            | —            | —                 | 5            | 4                           | 5                  | 5                   |
| 23   | Households with other types of relatives .....             | 1 219                | 538         | 682          | 45                           | 60           | 55                | 88           | 104                         | 283                | 271                 |
| 24   | With nonrelatives .....                                    | 1 012                | 236         | 776          | 38                           | 66           | 38                | 92           | 37                          | 384                | 165                 |
| 25   | Co-owners or co-renters .....                              | 285                  | 48          | 237          | 19                           | 10           | 9                 | 19           | 1                           | 159                | 50                  |
| 26   | Lodgers .....  | 205                  | 48          | 157          | 6                            | 7            | 10                | 16           | 6                           | 53                 | 12                  |
| 27   | Unrelated children, under 18 years old .....               | 114                  | 41          | 73           | 3                            | 8            | 5                 | 10           | 6                           | 38                 | 41                  |
| 28   | Other nonrelatives .....                                   | 540                  | 132         | 408          | 16                           | 50           | 22                | 56           | 28                          | 183                | 96                  |
| 29   | One or more secondary families .....                       | 40                   | 16          | 24           | 3                            | 2            | —                 | 4            | 3                           | 9                  | 12                  |
| 30   | 2-person households, none related to each other .....      | 333                  | 63          | 270          | 14                           | 13           | 15                | 30           | 20                          | 134                | 51                  |
| 31   | 3-to-8-person households, none related to each other ..... | 99                   | 8           | 91           | 2                            | 7            | 6                 | 5            | 2                           | 43                 | 8                   |
| <b>Educational Attainment of the Householder</b>         |  |                      |             |              |                              |              |                   |              |                             |                    |                     |
| 32   | Less than 9th grade .....                                  | 2 125                | 954         | 1 171        | 47                           | 126          | 95                | 246          | 455                         | 383                | 679                 |
| 33   | 9th to 12th grade, no diploma .....                        | 1 628                | 549         | 1 080        | 38                           | 101          | 82                | 186          | 159                         | 469                | 506                 |
| 34   | High school graduate (includes equivalency) .....          | 2 417                | 1 036       | 1 381        | 91                           | 103          | 91                | 143          | 219                         | 592                | 513                 |
| 35   | Additional vocational training .....                       | 201                  | 107         | 94           | 7                            | 12           | 13                | 9            | 21                          | 31                 | 33                  |
| 36   | Some college, no degree .....                              | 1 404                | 722         | 682          | 113                          | 50           | 41                | 71           | 86                          | 348                | 209                 |
| 37   | Associate degree .....                                     | 404                  | 208         | 196          | 13                           | 13           | 16                | 26           | 13                          | 97                 | 62                  |
| 38   | Bachelor's degree .....                                    | 724                  | 417         | 306          | 49                           | 8            | 12                | 41           | 63                          | 167                | 63                  |
| 39   | Graduate or professional degree .....                      | 340                  | 201         | 139          | 22                           | —            | 6                 | 11           | 28                          | 67                 | 20                  |
| 40   | Percent high school graduate or higher .....               | 60.7                 | 65.9        | 56.5         | 79.1                         | 46.2         | 52.1              | 41.7         | 42.0                        | 61.4               | 43.9                |
| 41   | Percent bachelor's degree or higher .....                  | 11.8                 | 15.1        | 9.0          | 19.0                         | 2.1          | 5.3               | 7.1          | 8.9                         | 11.0               | 4.0                 |
| <b>Year Householder Moved Into Unit</b>                  |  |                      |             |              |                              |              |                   |              |                             |                    |                     |
| 42   | 2000 to 2004 .....   | —                    | —           | —            | —                            | —            | —                 | —            | —                           | —                  | —                   |
| 43   | 1995 to 1999 .....   | 5 436                | 1 659       | 3 776        | 368                          | 250          | 175               | 378          | 228                         | 2 122              | 1 331               |
| 44   | 1990 to 1994 .....   | 1 643                | 936         | 707          | —                            | 90           | 76                | 173          | 132                         | —                  | 299                 |
| 45   | 1985 to 1989 .....   | 673                  | 484         | 189          | 4                            | 46           | 33                | 59           | 107                         | —                  | 129                 |
| 46   | 1980 to 1984 .....   | 366                  | 247         | 118          | —                            | 11           | 15                | 37           | 94                          | —                  | 99                  |
| 47   | 1975 to 1979 .....   | 338                  | 247         | 91           | —                            | 4            | 19                | 15           | 104                         | —                  | 66                  |
| 48   | 1970 to 1974 .....   | 210                  | 173         | 37           | —                            | —            | 13                | 15           | 95                          | —                  | 42                  |
| 49   | 1960 to 1969 .....   | 212                  | 189         | 23           | —                            | —            | 3                 | 27           | 137                         | —                  | 51                  |
| 50   | 1950 to 1959 .....   | 129                  | 118         | 11           | —                            | —            | 5                 | 11           | 100                         | —                  | 21                  |
| 51   | 1940 to 1949 .....   | 29                   | 26          | 3            | —                            | —            | 3                 | 7            | 19                          | —                  | 8                   |
| 52   | 1939 or earlier .....                                      | 6                    | 6           | —            | —                            | —            | 3                 | 3            | 6                           | —                  | 6                   |
| 53   | <b>Median</b> .....  | <b>1995+</b>         | <b>1993</b> | <b>1995+</b> | <b>1995+</b>                 | <b>1995+</b> | <b>1995+</b>      | <b>1995+</b> | <b>1983</b>                 | <b>1995+</b>       | <b>1995+</b>        |
| <b>Household Moves and Formation in Last Year</b>        |  |                      |             |              |                              |              |                   |              |                             |                    |                     |
| 54   | Total with a move in last year .....                       | 3 010                | 853         | 2 157        | 165                          | 99           | 106               | 225          | 96                          | 2 122              | 785                 |
| 55   | Household all moved here from one unit .....               | 1 800                | 407         | 1 393        | 122                          | 52           | 71                | 106          | 63                          | 1 800              | 530                 |
| 56   | Householder of previous unit did not move here .....       | —                    | —           | —            | —                            | —            | —                 | —            | —                           | —                  | —                   |
| 57   | Householder of previous unit moved here .....              | —                    | —           | —            | —                            | —            | —                 | —            | —                           | —                  | —                   |
| 58   | Householder of previous unit not reported .....            | —                    | —           | —            | —                            | —            | —                 | —            | —                           | —                  | —                   |
| 59   | Household moved here from two or more units .....          | 263                  | 37          | 225          | 5                            | 2            | 17                | 22           | —                           | 263                | 53                  |
| 60   | No previous householder moved here .....                   | —                    | —           | —            | —                            | —            | —                 | —            | —                           | —                  | —                   |
| 61   | 1 previous householder moved here .....                    | —                    | —           | —            | —                            | —            | —                 | —            | —                           | —                  | —                   |
| 62   | 2 or more previous householders moved here .....           | —                    | —           | —            | —                            | —            | —                 | —            | —                           | —                  | —                   |
| 63   | Previous householder(s) not reported .....                 | —                    | —           | —            | —                            | —            | —                 | —            | —                           | —                  | —                   |
| 64   | Some already here, rest moved in .....                     | 946                  | 409         | 537          | 39                           | 44           | 17                | 96           | 33                          | 58                 | 202                 |
| 65   | No previous householder moved here .....                   | —                    | —           | —            | —                            | —            | —                 | —            | —                           | —                  | —                   |
| 66   | 1 or more previous householders moved here .....           | —                    | —           | —            | —                            | —            | —                 | —            | —                           | —                  | —                   |
| 67   | Previous householder(s) not reported .....                 | —                    | —           | —            | —                            | —            | —                 | —            | —                           | —                  | —                   |
| 68   | Number of previous units not reported .....                | —                    | —           | —            | —                            | —            | —                 | —            | —                           | —                  | —                   |

<sup>1</sup>Figures may not add to total because more than one category may apply to a unit.

| Total occupied units | In MSAs        |              | Outside MSAs | Urban        |              | Rural        |              |              | Regions      |              |              |              |           |
|----------------------|----------------|--------------|--------------|--------------|--------------|--------------|--------------|--------------|--------------|--------------|--------------|--------------|-----------|
|                      | Central cities | Suburbs      |              | Total        | Outside MSAs | Total        | Suburbs      | Outside MSAs | Northeast    | Midwest      | South        | West         |           |
| 4 583                | 2 208          | 1 903        | 472          | 4 075        | 256          | 507          | 287          | 216          | 812          | 352          | 1 762        | 1 656        | 1         |
| 4 458                | 2 093          | 1 991        | 375          | 3 915        | 183          | 544          | 352          | 192          | 647          | 328          | 1 405        | 2 077        | 2         |
| 1 098                | 545            | 443          | 110          | 992          | 63           | 106          | 59           | 47           | 129          | 85           | 347          | 538          | 3         |
| 650                  | 317            | 269          | 64           | 581          | 34           | 69           | 39           | 30           | 81           | 59           | 222          | 287          | 4         |
| 379                  | 186            | 150          | 43           | 347          | 26           | 32           | 15           | 17           | 38           | 19           | 107          | 216          | 5         |
| 69                   | 42             | 24           | 2            | 64           | 2            | 5            | 5            | —            | 10           | 7            | 18           | 34           | 6         |
| 2 186                | 984            | 1 014        | 188          | 1 877        | 76           | 309          | 197          | 112          | 351          | 166          | 736          | 933          | 7         |
| 915                  | 405            | 428          | 82           | 797          | 37           | 118          | 73           | 45           | 146          | 73           | 290          | 405          | 8         |
| 823                  | 378            | 375          | 69           | 698          | 27           | 125          | 82           | 43           | 149          | 60           | 295          | 319          | 9         |
| 448                  | 201            | 211          | 37           | 381          | 12           | 67           | 42           | 25           | 56           | 33           | 150          | 209          | 10        |
| 1 174                | 564            | 533          | 77           | 1 046        | 45           | 128          | 96           | 32           | 167          | 77           | 323          | 607          | 11        |
| 473                  | 223            | 210          | 40           | 420          | 21           | 53           | 34           | 19           | 79           | 32           | 114          | 248          | 12        |
| 701                  | 340            | 323          | 37           | 626          | 24           | 75           | 61           | 14           | 88           | 45           | 209          | 358          | 13        |
| 2 740                | 1 347          | 1 192        | 201          | 2 418        | 73           | 322          | 191          | 128          | 445          | 200          | 927          | 1 168        | 14        |
| 1 322                | 668            | 558          | 95           | 1 173        | 32           | 148          | 85           | 63           | 232          | 89           | 444          | 556          | 15        |
| 376                  | 170            | 175          | 30           | 337          | 11           | 38           | 20           | 19           | 74           | 9            | 139          | 154          | 16        |
| 549                  | 289            | 239          | 20           | 503          | 9            | 45           | 35           | 11           | 100          | 25           | 172          | 252          | 17        |
| 501                  | 238            | 242          | 20           | 473          | 13           | 28           | 21           | 7            | 79           | 20           | 153          | 248          | 18        |
| 282                  | 146            | 124          | 12           | 263          | 6            | 19           | 13           | 6            | 40           | 10           | 81           | 151          | 19        |
| 209                  | 87             | 114          | 9            | 200          | 7            | 9            | 7            | 2            | 35           | 9            | 70           | 95           | 20        |
| 10                   | 5              | 4            | —            | 10           | —            | —            | —            | —            | 5            | 1            | 1            | 3            | 21        |
| 30                   | 17             | 12           | 1            | 29           | —            | 1            | —            | —            | —            | —            | —            | 19           | 22        |
| 1 219                | 595            | 536          | 89           | 1 066        | 26           | 154          | 89           | 63           | 171          | 104          | 392          | 553          | 23        |
| 1 012                | 479            | 426          | 107          | 903          | 42           | 108          | 44           | 64           | 155          | 67           | 281          | 509          | 24        |
| 285                  | 150            | 113          | 21           | 268          | 10           | 17           | 6            | 11           | 34           | 18           | 72           | 160          | 25        |
| 205                  | 98             | 100          | 7            | 193          | —            | 12           | 5            | 7            | 36           | 14           | 30           | 125          | 26        |
| 114                  | 53             | 47           | 13           | 96           | 3            | 17           | 7            | 11           | 17           | 9            | 19           | 68           | 27        |
| 540                  | 240            | 224          | 77           | 466          | 34           | 74           | 32           | 42           | 90           | 33           | 187          | 231          | 28        |
| 40                   | 22             | 12           | 6            | 37           | 3            | 3            | —            | 3            | 6            | 4            | 8            | 21           | 29        |
| 333                  | 153            | 137          | 43           | 301          | 32           | 32           | 21           | 11           | 50           | 23           | 114          | 145          | 30        |
| 99                   | 42             | 53           | 4            | 90           | —            | 9            | 5            | 4            | 19           | 6            | 37           | 37           | 31        |
| 2 125                | 1 052          | 827          | 246          | 1 895        | 150          | 230          | 133          | 96           | 262          | 122          | 758          | 983          | 32        |
| 1 628                | 849            | 632          | 147          | 1 425        | 54           | 203          | 111          | 92           | 271          | 129          | 523          | 705          | 33        |
| 2 417                | 1 139          | 1 051        | 227          | 2 115        | 115          | 302          | 190          | 112          | 471          | 182          | 808          | 956          | 34        |
| 201                  | 93             | 84           | 24           | 165          | 7            | 36           | 19           | 17           | 35           | 12           | 68           | 85           | 35        |
| 1 404                | 657            | 627          | 120          | 1 246        | 58           | 158          | 93           | 63           | 170          | 103          | 566          | 564          | 36        |
| 404                  | 155            | 199          | 50           | 357          | 31           | 46           | 28           | 19           | 73           | 31           | 126          | 173          | 37        |
| 724                  | 320            | 360          | 43           | 651          | 23           | 73           | 50           | 21           | 137          | 68           | 257          | 261          | 38        |
| 340                  | 129            | 198          | 13           | 300          | 7            | 39           | 34           | 5            | 75           | 45           | 129          | 91           | 39        |
| 60.7                 | 58.0           | 64.7         | 56.4         | 60.5         | 55.0         | 62.2         | 64.7         | 57.9         | 65.9         | 64.9         | 61.7         | 57.1         | 40        |
| 11.8                 | 10.4           | 14.3         | 6.6          | 11.9         | 6.9          | 10.7         | 13.2         | 6.3          | 14.5         | 16.6         | 12.2         | 9.4          | 41        |
| —                    | —              | —            | —            | —            | —            | —            | —            | —            | —            | —            | —            | —            | 42        |
| 5 436                | 2 629          | 2 355        | 451          | 4 884        | 235          | 551          | 332          | 217          | 784          | 418          | 1 838        | 2 395        | 43        |
| 1 643                | 765            | 715          | 164          | 1 393        | 75           | 250          | 161          | 89           | 302          | 131          | 619          | 591          | 44        |
| 673                  | 272            | 305          | 95           | 555          | 53           | 118          | 73           | 43           | 123          | 56           | 237          | 257          | 45        |
| 366                  | 200            | 134          | 32           | 317          | 14           | 49           | 31           | 18           | 107          | 25           | 111          | 122          | 46        |
| 338                  | 166            | 134          | 38           | 308          | 24           | 30           | 16           | 14           | 58           | 20           | 127          | 132          | 47        |
| 210                  | 105            | 91           | 14           | 194          | 10           | 16           | 11           | 5            | 31           | 8            | 91           | 81           | 48        |
| 212                  | 88             | 106          | 17           | 195          | 12           | 17           | 12           | 5            | 19           | 11           | 97           | 85           | 49        |
| 129                  | 58             | 46           | 25           | 113          | 11           | 16           | 2            | 14           | 32           | 10           | 31           | 55           | 50        |
| 29                   | 14             | 7            | 8            | 27           | 5            | 2            | —            | 2            | 3            | 1            | 10           | 15           | 51        |
| 6                    | 3              | —            | 3            | 3            | —            | 3            | —            | 3            | —            | —            | 6            | —            | 52        |
| <b>1995+</b>         | <b>1995+</b>   | <b>1995+</b> | <b>1995+</b> | <b>1995+</b> | <b>1995+</b> | <b>1995+</b> | <b>1995+</b> | <b>1995+</b> | <b>1995+</b> | <b>1995+</b> | <b>1995+</b> | <b>1995+</b> | <b>53</b> |
| 3 010                | 1 452          | 1 321        | 238          | 2 732        | 136          | 279          | 173          | 101          | 372          | 239          | 1 049        | 1 350        | 54        |
| 1 800                | 877            | 792          | 130          | 1 640        | 85           | 159          | 112          | 45           | 228          | 145          | 635          | 792          | 55        |
| ...                  | ...            | ...          | ...          | ...          | ...          | ...          | ...          | ...          | ...          | ...          | ...          | ...          | 57        |
| ...                  | ...            | ...          | ...          | ...          | ...          | ...          | ...          | ...          | ...          | ...          | ...          | ...          | 58        |
| 263                  | 143            | 102          | 17           | 247          | 12           | 16           | 11           | 5            | 31           | 31           | 86           | 114          | 59        |
| ...                  | ...            | ...          | ...          | ...          | ...          | ...          | ...          | ...          | ...          | ...          | ...          | ...          | 60        |
| ...                  | ...            | ...          | ...          | ...          | ...          | ...          | ...          | ...          | ...          | ...          | ...          | ...          | 61        |
| ...                  | ...            | ...          | ...          | ...          | ...          | ...          | ...          | ...          | ...          | ...          | ...          | ...          | 62        |
| ...                  | ...            | ...          | ...          | ...          | ...          | ...          | ...          | ...          | ...          | ...          | ...          | ...          | 63        |
| 946                  | 431            | 424          | 90           | 842          | 39           | 104          | 50           | 51           | 113          | 63           | 329          | 441          | 64        |
| ...                  | ...            | ...          | ...          | ...          | ...          | ...          | ...          | ...          | ...          | ...          | ...          | ...          | 65        |
| ...                  | ...            | ...          | ...          | ...          | ...          | ...          | ...          | ...          | ...          | ...          | ...          | ...          | 66        |
| ...                  | ...            | ...          | ...          | ...          | ...          | ...          | ...          | ...          | ...          | ...          | ...          | ...          | 67        |
| ...                  | ...            | ...          | ...          | ...          | ...          | ...          | ...          | ...          | ...          | ...          | ...          | ...          | 68        |

**Table 6-10. Previous Unit of Recent Movers—Occupied Units With Hispanic Householder**

[Numbers in thousands. Consistent with the 1990 Census. ... means not applicable or sample too small. – means zero or rounds to zero]

| Characteristics  | Total occupied units | Tenure     |              | Housing unit characteristics |              |                   |            | Household characteristics   |                    |                     |
|--|----------------------|------------|--------------|------------------------------|--------------|-------------------|------------|-----------------------------|--------------------|---------------------|
|  |                      | Owner      | Renter       | New construction 4 years     | Mobile homes | Physical problems |            | Elderly (65 years and over) | Moved in past year | Below poverty level |
|  |                      |            |              |                              |              | Severe            | Moderate   |                             |                    |                     |
| <b>HOUSEHOLDER MOVED DURING PAST YEAR FROM WITHIN THE UNITED STATES.</b> |                      |            |              |                              |              |                   |            |                             |                    |                     |
| <b>1 Total .....</b>   | <b>1 972</b>         | <b>435</b> | <b>1 537</b> | <b>119</b>                   | <b>68</b>    | <b>75</b>         | <b>131</b> | <b>60</b>                   | <b>1 972</b>       | <b>560</b>          |
| <b>Structure Type of Previous Residence</b>                              |                      |            |              |                              |              |                   |            |                             |                    |                     |
| 2 Moved from within United States .....                                  | 1 972                | 435        | 1 537        | 119                          | 68           | 75                | 131        | 60                          | 1 972              | 560                 |
| 3 House .....  | 800                  | 228        | 573          | 73                           | 26           | 29                | 47         | 13                          | 800                | 208                 |
| 4 Apartment .....  | 1 037                | 173        | 864          | 35                           | 29           | 42                | 69         | 38                          | 1 037              | 304                 |
| 5 Mobile home .....  | 51                   | 22         | 30           | 7                            | 12           | 2                 | 9          | 4                           | 51                 | 20                  |
| 6 Other .....  | 53                   | 8          | 46           | 4                            | —            | 2                 | 5          | 4                           | 53                 | 17                  |
| 7 Not reported .....   | 30                   | 5          | 25           | —                            | —            | —                 | 1          | 2                           | 30                 | 12                  |
| <b>Tenure of Previous Residence</b>                                      |                      |            |              |                              |              |                   |            |                             |                    |                     |
| 8 House, apartment, mobile home in United States .....                   | 1 888                | 422        | 1 466        | 115                          | 68           | 73                | 125        | 54                          | 1 888              | 532                 |
| 9 Owner occupied .....   | 357                  | 138        | 218          | 46                           | 8            | 8                 | 14         | 12                          | 357                | 73                  |
| 10 Renter occupied .....   | 1 531                | 284        | 1 248        | 69                           | 60           | 64                | 110        | 43                          | 1 531              | 459                 |
| <b>Persons — Previous Residence</b>                                      |                      |            |              |                              |              |                   |            |                             |                    |                     |
| 11 House, apartment, mobile home in United States .....                  | 1 888                | 422        | 1 466        | 115                          | 68           | 73                | 125        | 54                          | 1 888              | 532                 |
| 12 1 person .....  | 141                  | 21         | 120          | 15                           | 3            | 4                 | 15         | 12                          | 141                | 33                  |
| 13 2 persons .....   | 374                  | 91         | 283          | 14                           | 9            | 18                | 17         | 31                          | 374                | 81                  |
| 14 3 persons .....   | 349                  | 75         | 274          | 17                           | 13           | 8                 | 18         | 5                           | 349                | 83                  |
| 15 4 persons .....   | 368                  | 93         | 275          | 27                           | 15           | 12                | 24         | 4                           | 368                | 116                 |
| 16 5 persons .....   | 257                  | 59         | 198          | 19                           | 2            | 17                | 19         | 1                           | 257                | 82                  |
| 17 6 persons .....   | 133                  | 38         | 96           | 8                            | 10           | 7                 | 7          | 2                           | 133                | 45                  |
| 18 7 persons or more .....   | 146                  | 24         | 121          | 12                           | 13           | —                 | 13         | —                           | 146                | 52                  |
| 19 Not reported .....  | 121                  | 22         | 98           | 3                            | 5            | 7                 | 11         | —                           | 121                | 41                  |
| <b>Previous Home Owned or Rented by Someone Who Moved Here</b>           |                      |            |              |                              |              |                   |            |                             |                    |                     |
| 20 House, apartment, mobile home in United States .....                  | 1 888                | 422        | 1 466        | 115                          | 68           | 73                | 125        | 54                          | 1 888              | 532                 |
| 21 Owned or rented by a mover .....                                      | 1 472                | 374        | 1 098        | 97                           | 36           | 57                | 88         | 50                          | 1 472              | 415                 |
| 22 Owned or rented by other .....  | 378                  | 39         | 339          | 18                           | 32           | 13                | 30         | 4                           | 378                | 103                 |
| 23 By a relative .....   | 270                  | 20         | 250          | 11                           | 26           | 5                 | 20         | 4                           | 270                | 80                  |
| 24 By a nonrelative .....  | 104                  | 18         | 86           | 7                            | 6            | 8                 | 9          | —                           | 104                | 21                  |
| 25 Not reported .....  | 4                    | —          | 4            | —                            | —            | —                 | —          | —                           | 4                  | 3                   |
| 26 Not reported .....  | 38                   | 10         | 29           | —                            | 1            | 2                 | 7          | —                           | 38                 | 14                  |
| <b>Change in Housing Costs</b>   |                      |            |              |                              |              |                   |            |                             |                    |                     |
| 27 House, apartment, mobile home in United States .....                  | 1 888                | 422        | 1 466        | 115                          | 68           | 73                | 125        | 54                          | 1 888              | 532                 |
| 28 Increased with move .....   | 1 010                | 279        | 731          | 87                           | 24           | 40                | 63         | 20                          | 1 010              | 259                 |
| 29 Decreased .....   | 414                  | 57         | 357          | 7                            | 10           | 18                | 31         | 14                          | 414                | 129                 |
| 30 Stayed about the same .....   | 387                  | 73         | 314          | 19                           | 21           | 13                | 27         | 19                          | 387                | 105                 |
| 31 Don't know .....  | 68                   | 10         | 58           | 2                            | 13           | 2                 | 1          | 2                           | 68                 | 30                  |
| 32 Not reported .....  | 9                    | 2          | 7            | —                            | —            | —                 | 2          | —                           | 9                  | 9                   |

| Total occupied units | In MSAs        |         | Outside MSAs | Urban |              | Rural |         |              | Regions   |         |       |      |    |
|----------------------|----------------|---------|--------------|-------|--------------|-------|---------|--------------|-----------|---------|-------|------|----|
|                      | Central cities | Suburbs |              | Total | Outside MSAs | Total | Suburbs | Outside MSAs | Northeast | Midwest | South | West |    |
| 1 972                | 958            | 859     | 155          | 1 804 | 95           | 167   | 105     | 60           | 247       | 166     | 687   | 873  | 1  |
| 1 972                | 958            | 859     | 155          | 1 804 | 95           | 167   | 105     | 60           | 247       | 166     | 687   | 873  | 2  |
| 800                  | 351            | 379     | 70           | 718   | 46           | 82    | 58      | 24           | 75        | 68      | 271   | 385  | 3  |
| 1 037                | 554            | 432     | 50           | 974   | 31           | 62    | 41      | 19           | 146       | 83      | 370   | 438  | 4  |
| 51                   | 10             | 14      | 27           | 28    | 10           | 23    | 6       | 17           | 1         | 3       | 28    | 20   | 5  |
| 53                   | 25             | 21      | 7            | 53    | 7            | —     | —       | —            | 18        | 7       | 10    | 19   | 6  |
| 30                   | 18             | 12      | —            | 30    | —            | —     | —       | —            | 6         | 5       | 7     | 11   | 7  |
| 1 888                | 915            | 826     | 147          | 1 721 | 87           | 167   | 105     | 60           | 222       | 154     | 669   | 843  | 8  |
| 357                  | 147            | 174     | 36           | 313   | 19           | 44    | 26      | 17           | 29        | 44      | 129   | 155  | 9  |
| 1 531                | 769            | 651     | 111          | 1 407 | 68           | 124   | 79      | 43           | 194       | 109     | 540   | 688  | 10 |
| 1 888                | 915            | 826     | 147          | 1 721 | 87           | 167   | 105     | 60           | 222       | 154     | 669   | 843  | 11 |
| 141                  | 78             | 53      | 10           | 124   | 9            | 16    | 13      | 2            | 22        | 17      | 62    | 40   | 12 |
| 374                  | 175            | 180     | 20           | 346   | 20           | 29    | 29      | —            | 44        | 34      | 177   | 119  | 13 |
| 349                  | 159            | 144     | 46           | 314   | 29           | 34    | 17      | 18           | 39        | 38      | 129   | 143  | 14 |
| 368                  | 169            | 167     | 33           | 329   | 8            | 39    | 14      | 25           | 52        | 25      | 114   | 177  | 15 |
| 257                  | 130            | 116     | 11           | 236   | 6            | 21    | 16      | 5            | 41        | 12      | 72    | 132  | 16 |
| 133                  | 56             | 58      | 19           | 123   | 14           | 10    | 6       | 5            | 5         | 7       | 51    | 70   | 17 |
| 146                  | 78             | 62      | 6            | 137   | 2            | 9     | 6       | 3            | 5         | 7       | 36    | 97   | 18 |
| 121                  | 72             | 46      | 3            | 112   | —            | 9     | 6       | 3            | 14        | 13      | 28    | 66   | 19 |
| 1 888                | 915            | 826     | 147          | 1 721 | 87           | 167   | 105     | 60           | 222       | 154     | 669   | 843  | 20 |
| 1 472                | 707            | 648     | 116          | 1 330 | 72           | 141   | 95      | 45           | 164       | 125     | 539   | 643  | 21 |
| 378                  | 183            | 164     | 31           | 352   | 16           | 26    | 11      | 16           | 51        | 22      | 120   | 185  | 22 |
| 270                  | 142            | 99      | 29           | 253   | 14           | 18    | 2       | 16           | 33        | 14      | 86    | 136  | 23 |
| 104                  | 40             | 62      | 2            | 98    | 2            | 6     | 6       | —            | 18        | 8       | 33    | 45   | 24 |
| 4                    | 1              | 3       | —            | 1     | —            | 3     | 3       | —            | —         | —       | —     | 4    | 25 |
| 38                   | 25             | 13      | —            | 38    | —            | —     | —       | —            | 8         | 6       | 10    | 14   | 26 |
| 1 888                | 915            | 826     | 147          | 1 721 | 87           | 167   | 105     | 60           | 222       | 154     | 669   | 843  | 27 |
| 1 010                | 507            | 454     | 49           | 947   | 34           | 63    | 46      | 15           | 119       | 91      | 357   | 443  | 28 |
| 414                  | 196            | 172     | 47           | 380   | 30           | 34    | 17      | 17           | 51        | 24      | 153   | 187  | 29 |
| 387                  | 174            | 174     | 39           | 334   | 23           | 53    | 37      | 16           | 39        | 24      | 129   | 194  | 30 |
| 68                   | 31             | 24      | 13           | 50    | —            | 18    | 5       | 13           | 11        | 12      | 29    | 16   | 31 |
| 9                    | 7              | 2       | —            | 9     | —            | —     | —       | —            | 2         | 3       | 2     | 2    | 32 |



**Table 6-11. Reasons for Move and Choice of Current Residence—Occupied Units With Hispanic**

[Numbers in thousands. Consistent with the 1990 Census. ... means not applicable or sample too small. – means zero or rounds to zero]

| Characteristics                                       | Total occupied units | Tenure     |              | Housing unit characteristics |              |                   |            | Household characteristics   |                    |                     |
|---|----------------------|------------|--------------|------------------------------|--------------|-------------------|------------|-----------------------------|--------------------|---------------------|
|   |                      | Owner      | Renter       | New construction 4 years     | Mobile homes | Physical problems |            | Elderly (65 years and over) | Moved in past year | Below poverty level |
|   |                      |            |              |                              |              | Severe            | Moderate   |                             |                    |                     |
| <b>RESPONDENT MOVED DURING PAST YEAR</b>              |                      |            |              |                              |              |                   |            |                             |                    |                     |
| <b>1 Total</b>  | <b>2 182</b>         | <b>458</b> | <b>1 724</b> | <b>131</b>                   | <b>63</b>    | <b>88</b>         | <b>139</b> | <b>65</b>                   | <b>2 109</b>       | <b>602</b>          |
| <b>Reasons for Leaving Previous Unit<sup>1</sup></b>  |                      |            |              |                              |              |                   |            |                             |                    |                     |
| 2 Private displacement                                | 75                   | 8          | 66           | 2                            | 2            | 1                 | 3          | –                           | 72                 | 24                  |
| 3 Owner to move into unit                             | 36                   | 3          | 32           | –                            | –            | 1                 | 2          | –                           | 36                 | 8                   |
| 4 To be converted to condominium or                   | 2                    | –          | 2            | –                            | –            | –                 | –          | –                           | 2                  | 2                   |
| 5 Closed for repairs                                  | –                    | –          | –            | –                            | –            | –                 | –          | –                           | –                  | –                   |
| 6 Other   | 37                   | 5          | 32           | 2                            | 2            | –                 | 1          | –                           | 34                 | 14                  |
| 7 Not reported  | –                    | –          | –            | –                            | –            | –                 | –          | –                           | –                  | –                   |
| 8 Government displacement                             | 14                   | 2          | 13           | –                            | –            | –                 | 3          | –                           | 14                 | 13                  |
| 9 Government wanted building or land                  | 3                    | –          | 3            | –                            | –            | –                 | –          | –                           | 3                  | 3                   |
| 10 Unit unfit for occupancy                           | –                    | –          | –            | –                            | –            | –                 | –          | –                           | –                  | –                   |
| 11 Other  | 11                   | 2          | 10           | –                            | –            | –                 | 3          | –                           | 11                 | 10                  |
| 12 Not reported                                       | –                    | –          | –            | –                            | –            | –                 | –          | –                           | –                  | –                   |
| 13 Disaster loss (fire, flood, etc.)                  | 13                   | 5          | 8            | –                            | –            | 4                 | –          | 1                           | 12                 | 4                   |
| 14 New job or job transfer                            | 221                  | 37         | 184          | 21                           | 6            | –                 | 19         | –                           | 215                | 30                  |
| 15 To be closer to work/school/other                  | 266                  | 38         | 228          | 12                           | 4            | 12                | 13         | 2                           | 246                | 65                  |
| 16 Other, financial/employment related                | 124                  | 9          | 115          | 11                           | –            | 6                 | 8          | 2                           | 117                | 27                  |
| 17 To establish own household                         | 358                  | 86         | 272          | 17                           | 30           | 7                 | 35         | 6                           | 352                | 77                  |
| 18 Needed larger house or apartment                   | 372                  | 113        | 259          | 39                           | 18           | 11                | 8          | 12                          | 360                | 87                  |
| 19 Married  | 40                   | 12         | 27           | 7                            | 1            | 2                 | –          | –                           | 40                 | 5                   |
| 20 Widowed, divorced or separated                     | 38                   | 9          | 28           | 2                            | –            | 2                 | 9          | 2                           | 38                 | 10                  |
| 21 Other, family/person related                       | 233                  | 22         | 211          | 7                            | 3            | 27                | 8          | 16                          | 223                | 90                  |
| 22 Wanted better home                                 | 293                  | 96         | 197          | 34                           | 5            | 7                 | 18         | 11                          | 282                | 52                  |
| 23 Change from owner to renter                        | 20                   | –          | 20           | –                            | –            | 3                 | 1          | 2                           | 17                 | 2                   |
| 24 Change from renter to owner                        | 119                  | 119        | –            | 16                           | 2            | –                 | 5          | 5                           | 119                | 15                  |
| 25 Wanted lower rent or maintenance                   | 167                  | 18         | 149          | 13                           | 7            | 7                 | 10         | 10                          | 161                | 67                  |
| 26 Other housing related reasons                      | 179                  | 27         | 152          | 10                           | 2            | 5                 | 17         | 6                           | 176                | 52                  |
| 27 Other  | 272                  | 43         | 229          | 12                           | 6            | 7                 | 15         | 9                           | 266                | 97                  |
| 28 Not reported                                       | 57                   | 12         | 45           | –                            | –            | –                 | 3          | 1                           | 55                 | 22                  |
| <b>Main Reason for Leaving Previous Unit</b>          |                      |            |              |                              |              |                   |            |                             |                    |                     |
| 29 All reported reasons equal                         | 78                   | 21         | 57           | 17                           | 4            | 2                 | 4          | 2                           | 77                 | 15                  |
| 30 Private displacement                               | 38                   | 5          | 32           | –                            | 2            | –                 | –          | –                           | 35                 | 13                  |
| 31 Government displacement                            | 4                    | –          | 4            | –                            | –            | –                 | –          | –                           | 4                  | 4                   |
| 32 Disaster loss (fire, flood, etc.)                  | 13                   | 5          | 8            | –                            | –            | 4                 | –          | 1                           | 12                 | 4                   |
| 33 New job or job transfer                            | 198                  | 36         | 162          | 21                           | 6            | –                 | 14         | –                           | 193                | 25                  |
| 34 To be closer to work/school/other                  | 196                  | 22         | 174          | 9                            | 4            | 10                | 12         | –                           | 177                | 50                  |
| 35 Other, financial/employment related                | 80                   | 7          | 73           | 8                            | –            | 5                 | 8          | –                           | 73                 | 17                  |
| 36 To establish own household                         | 253                  | 57         | 196          | 8                            | 21           | 7                 | 24         | 1                           | 251                | 58                  |
| 37 Needed larger house or apartment                   | 274                  | 70         | 204          | 23                           | 14           | 8                 | 6          | 7                           | 263                | 73                  |
| 38 Married, widowed, divorced, or separated           | 73                   | 17         | 55           | 5                            | 1            | 6                 | 9          | 2                           | 70                 | 19                  |
| 39 Other, family/personal related                     | 174                  | 16         | 158          | 2                            | 3            | 25                | 6          | 14                          | 168                | 70                  |
| 40 Wanted better home                                 | 175                  | 42         | 133          | 10                           | –            | 5                 | 14         | 9                           | 167                | 31                  |
| 41 Change from owner to renter or renter to owner     | 114                  | 95         | 19           | 11                           | –            | 3                 | 5          | 7                           | 111                | 14                  |
| 42 Wanted lower rent or maintenance                   | 114                  | 11         | 103          | 9                            | 5            | 1                 | 8          | 10                          | 112                | 59                  |
| 43 Other housing related reasons                      | 114                  | 10         | 104          | –                            | 2            | 5                 | 8          | 6                           | 113                | 36                  |
| 44 Other  | 190                  | 30         | 161          | 7                            | 2            | 7                 | 11         | 5                           | 188                | 75                  |
| 45 Not reported                                       | 95                   | 14         | 81           | –                            | –            | 1                 | 10         | 1                           | 94                 | 38                  |
| <b>Choice of Present Neighborhood<sup>1</sup></b>     |                      |            |              |                              |              |                   |            |                             |                    |                     |
| 46 Convenient to job                                  | 542                  | 94         | 448          | 32                           | 7            | 17                | 26         | 7                           | 518                | 101                 |
| 47 Convenient to friends or relatives                 | 540                  | 112        | 428          | 23                           | 24           | 26                | 20         | 19                          | 518                | 151                 |
| 48 Convenient to leisure activities                   | 114                  | 28         | 86           | 5                            | –            | 1                 | 7          | 3                           | 107                | 11                  |
| 49 Convenient to public transportation                | 119                  | 17         | 102          | 3                            | –            | 3                 | 11         | 4                           | 112                | 21                  |
| 50 Good schools                                       | 291                  | 72         | 219          | 17                           | 8            | 14                | 13         | 2                           | 282                | 87                  |
| 51 Other public services                              | 88                   | 15         | 73           | 5                            | 3            | 1                 | –          | 4                           | 87                 | 12                  |
| 52 Looks/design of neighborhood                       | 468                  | 170        | 298          | 54                           | 12           | 10                | 12         | 20                          | 454                | 70                  |
| 53 House was most important consideration             | 440                  | 158        | 282          | 48                           | 10           | 12                | 14         | 20                          | 430                | 113                 |
| 54 Other  | 362                  | 49         | 312          | 18                           | 13           | 29                | 42         | 11                          | 349                | 141                 |
| 55 Not reported                                       | 251                  | 47         | 205          | 12                           | 9            | 6                 | 20         | 3                           | 249                | 81                  |
| <b>Main Reason for Choice of Present Neighborhood</b> |                      |            |              |                              |              |                   |            |                             |                    |                     |
| 56 All reported reasons equal                         | 114                  | 33         | 81           | 17                           | –            | –                 | 3          | 4                           | 111                | 22                  |
| 57 Convenient to job                                  | 368                  | 51         | 316          | 20                           | 7            | 16                | 22         | 3                           | 347                | 65                  |
| 58 Convenient to friends or relatives                 | 354                  | 66         | 288          | 19                           | 15           | 21                | 15         | 16                          | 342                | 117                 |
| 59 Convenient to leisure activities                   | 20                   | 3          | 17           | 3                            | –            | 1                 | –          | –                           | 18                 | 3                   |
| 60 Convenient to public transportation                | 27                   | –          | 27           | –                            | –            | 1                 | 7          | –                           | 27                 | 8                   |
| 61 Good schools                                       | 136                  | 23         | 113          | –                            | 8            | 2                 | 11         | –                           | 130                | 35                  |
| 62 Other public services                              | 20                   | –          | 20           | –                            | –            | 1                 | –          | –                           | 20                 | 6                   |
| 63 Looks/design of neighborhood                       | 270                  | 84         | 186          | 21                           | 5            | 9                 | 12         | 10                          | 257                | 48                  |
| 64 House was most important consideration             | 297                  | 110        | 187          | 30                           | 7            | 3                 | 11         | 18                          | 296                | 81                  |
| 65 Other  | 323                  | 40         | 282          | 8                            | 13           | 28                | 38         | 11                          | 310                | 135                 |
| 66 Not reported                                       | 254                  | 47         | 206          | 12                           | 9            | 6                 | 20         | 3                           | 251                | 81                  |
| <b>Neighborhood Search</b>                            |                      |            |              |                              |              |                   |            |                             |                    |                     |
| 67 Looked at just this neighborhood                   | 1 089                | 173        | 916          | 59                           | 44           | 44                | 58         | 44                          | 1 046              | 363                 |
| 68 Looked at other neighborhood(s)                    | 1 040                | 274        | 766          | 71                           | 19           | 44                | 78         | 21                          | 1 011              | 212                 |
| 69 Not reported                                       | 53                   | 12         | 42           | –                            | –            | –                 | 3          | –                           | 52                 | 26                  |
| <b>Choice of Present Home<sup>1</sup></b>             |                      |            |              |                              |              |                   |            |                             |                    |                     |
| 70 Financial reasons                                  | 789                  | 153        | 635          | 36                           | 20           | 26                | 49         | 25                          | 757                | 243                 |
| 71 Room layout/design                                 | 509                  | 143        | 366          | 62                           | 5            | 16                | 18         | 15                          | 493                | 105                 |
| 72 Kitchen  | 98                   | 33         | 65           | 13                           | –            | 2                 | 2          | 5                           | 98                 | 22                  |
| 73 Size   | 509                  | 127        | 383          | 43                           | 15           | 5                 | 24         | 13                          | 495                | 125                 |
| 74 Exterior appearance                                | 231                  | 88         | 143          | 31                           | 7            | 4                 | 5          | 10                          | 231                | 62                  |
| 75 Yard/trees/view                                    | 182                  | 80         | 102          | 17                           | 8            | 8                 | 3          | 6                           | 181                | 46                  |
| 76 Quality of construction                            | 162                  | 85         | 77           | 20                           | 2            | –                 | 2          | 13                          | 162                | 28                  |
| 77 Only one available                                 | 253                  | 26         | 227          | 2                            | 6            | 23                | 24         | 12                          | 242                | 80                  |
| 78 Other  | 303                  | 57         | 245          | 14                           | 2            | 24                | 14         | 9                           | 295                | 77                  |
| 79 Not reported                                       | 220                  | 32         | 188          | 10                           | 7            | 5                 | 22         | 3                           | 214                | 65                  |

# Householder

| Total occupied units | In MSAs        |            | Outside MSAs | Urban        |              | Rural      |            |              | Regions    |            |            |            |          |
|----------------------|----------------|------------|--------------|--------------|--------------|------------|------------|--------------|------------|------------|------------|------------|----------|
|                      | Central cities | Suburbs    |              | Total        | Outside MSAs | Total      | Suburbs    | Outside MSAs | Northeast  | Midwest    | South      | West       |          |
| <b>2 182</b>         | <b>1 059</b>   | <b>970</b> | <b>153</b>   | <b>1 998</b> | <b>99</b>    | <b>185</b> | <b>129</b> | <b>53</b>    | <b>274</b> | <b>185</b> | <b>769</b> | <b>954</b> | <b>1</b> |
| 75                   | 46             | 26         | 2            | 70           | —            | 4          | 2          | 2            | 10         | 5          | 13         | 46         | 2        |
| 36                   | 20             | 16         | —            | 36           | —            | —          | —          | —            | 6          | 1          | 8          | 21         | 3        |
| 2                    | 2              | —          | —            | 2            | —            | —          | —          | —            | —          | —          | —          | 2          | 4        |
| —                    | —              | —          | —            | —            | —            | —          | —          | —            | —          | —          | —          | —          | 5        |
| 37                   | 25             | 10         | 2            | 33           | —            | 4          | 2          | 2            | 4          | 4          | 5          | 23         | 6        |
| —                    | —              | —          | —            | —            | —            | —          | —          | —            | —          | —          | —          | —          | 7        |
| 14                   | 8              | 3          | 3            | 14           | 3            | —          | —          | —            | —          | —          | 6          | 8          | 8        |
| 3                    | —              | 3          | —            | 3            | —            | —          | —          | —            | —          | —          | —          | 3          | 9        |
| —                    | —              | —          | —            | —            | —            | —          | —          | —            | —          | —          | —          | —          | 10       |
| 11                   | 8              | —          | 3            | 11           | 3            | —          | —          | —            | —          | —          | 6          | 5          | 11       |
| —                    | —              | —          | —            | —            | —            | —          | —          | —            | —          | —          | —          | —          | 12       |
| 13                   | 7              | 5          | —            | 13           | —            | —          | —          | —            | 3          | 4          | 5          | 1          | 13       |
| 221                  | 87             | 105        | 29           | 193          | 22           | 29         | 22         | 7            | 9          | 17         | 116        | 79         | 14       |
| 266                  | 116            | 136        | 13           | 248          | 4            | 18         | 9          | 9            | 32         | 31         | 94         | 107        | 15       |
| 124                  | 57             | 51         | 16           | 114          | 10           | 10         | 4          | 6            | 11         | 8          | 37         | 68         | 16       |
| 358                  | 174            | 147        | 38           | 340          | 34           | 18         | 12         | 4            | 46         | 23         | 122        | 168        | 17       |
| 372                  | 194            | 157        | 22           | 342          | 15           | 30         | 24         | 7            | 57         | 29         | 137        | 149        | 18       |
| 40                   | 17             | 23         | —            | 38           | —            | 2          | 2          | —            | 8          | 5          | 9          | 18         | 19       |
| 38                   | 12             | 19         | 7            | 32           | 5            | 6          | 4          | 2            | 3          | 4          | 11         | 20         | 20       |
| 233                  | 96             | 121        | 17           | 215          | 15           | 18         | 17         | 2            | 37         | 32         | 71         | 94         | 21       |
| 293                  | 113            | 161        | 19           | 265          | 6            | 28         | 16         | 13           | 47         | 29         | 80         | 137        | 22       |
| 20                   | 14             | 4          | 1            | 20           | —            | —          | —          | —            | 5          | 6          | 7          | 2          | 23       |
| 119                  | 30             | 81         | 8            | 105          | 5            | 14         | 11         | 3            | 9          | 13         | 39         | 58         | 24       |
| 167                  | 80             | 72         | 16           | 147          | 9            | 20         | 13         | 7            | 25         | 9          | 55         | 78         | 25       |
| 179                  | 94             | 75         | 11           | 161          | 6            | 19         | 13         | 5            | 32         | 12         | 54         | 81         | 26       |
| 272                  | 159            | 103        | 10           | 251          | 8            | 21         | 19         | 2            | 39         | 20         | 83         | 130        | 27       |
| 57                   | 33             | 24         | —            | 53           | —            | 3          | 3          | —            | 14         | 9          | 17         | 17         | 28       |
| 78                   | 40             | 33         | 6            | 76           | 6            | 3          | 3          | —            | 4          | 5          | 21         | 48         | 29       |
| 38                   | 25             | 13         | —            | 38           | —            | —          | —          | —            | —          | —          | 11         | 27         | 30       |
| 4                    | 3              | —          | —            | 4            | —            | —          | —          | —            | —          | —          | 3          | 1          | 31       |
| 13                   | 7              | 5          | —            | 13           | —            | —          | —          | —            | 3          | 4          | 5          | 1          | 32       |
| 198                  | 74             | 98         | 26           | 172          | 19           | 26         | 19         | 7            | 7          | 16         | 106        | 69         | 33       |
| 196                  | 83             | 102        | 11           | 178          | 2            | 18         | 9          | 9            | 25         | 5          | 81         | 68         | 34       |
| 80                   | 42             | 31         | 8            | 74           | 5            | 7          | 4          | 3            | 5          | 5          | 19         | 52         | 35       |
| 253                  | 139            | 93         | 21           | 236          | 19           | 17         | 12         | 2            | 31         | 17         | 81         | 123        | 36       |
| 274                  | 151            | 106        | 17           | 246          | 10           | 28         | 22         | 7            | 41         | 17         | 102        | 113        | 37       |
| 73                   | 30             | 38         | 5            | 65           | 2            | 8          | 6          | 2            | 8          | 9          | 24         | 32         | 38       |
| 174                  | 63             | 97         | 15           | 162          | 13           | 12         | 11         | 2            | 24         | 21         | 55         | 75         | 39       |
| 175                  | 74             | 89         | 12           | 162          | 4            | 13         | 5          | 8            | 32         | 18         | 54         | 71         | 40       |
| 114                  | 38             | 67         | 8            | 100          | 5            | 14         | 11         | 3            | 11         | 17         | 38         | 48         | 41       |
| 114                  | 56             | 46         | 11           | 101          | 5            | 12         | 6          | 7            | 16         | 1          | 42         | 55         | 42       |
| 114                  | 71             | 38         | 5            | 109          | 3            | 5          | 3          | 2            | 20         | 3          | 39         | 52         | 43       |
| 190                  | 106            | 80         | 4            | 174          | 4            | 16         | 16         | 3            | 29         | 17         | 65         | 80         | 44       |
| 95                   | 56             | 34         | 6            | 90           | 3            | 5          | 3          | 2            | 19         | 14         | 23         | 39         | 45       |
| 542                  | 267            | 218        | 58           | 498          | 33           | 44         | 20         | 24           | 41         | 42         | 218        | 241        | 46       |
| 540                  | 253            | 248        | 40           | 496          | 19           | 44         | 23         | 21           | 69         | 55         | 190        | 227        | 47       |
| 114                  | 53             | 53         | 8            | 106          | 6            | 8          | 6          | 2            | 18         | 14         | 41         | 41         | 48       |
| 119                  | 77             | 41         | 1            | 116          | 1            | 3          | 3          | —            | 23         | 12         | 34         | 51         | 49       |
| 291                  | 104            | 158        | 29           | 254          | 19           | 37         | 27         | 10           | 23         | 28         | 109        | 130        | 50       |
| 88                   | 42             | 42         | 4            | 81           | 4            | 7          | 7          | —            | 13         | 6          | 36         | 33         | 51       |
| 468                  | 202            | 235        | 31           | 414          | 21           | 54         | 41         | 10           | 62         | 39         | 173        | 194        | 52       |
| 440                  | 180            | 222        | 38           | 400          | 24           | 40         | 26         | 14           | 48         | 33         | 147        | 211        | 53       |
| 362                  | 194            | 140        | 27           | 333          | 18           | 29         | 20         | 9            | 47         | 33         | 88         | 193        | 54       |
| 251                  | 140            | 108        | 4            | 229          | 2            | 22         | 21         | 2            | 48         | 29         | 71         | 103        | 55       |
| 114                  | 59             | 50         | 5            | 108          | 5            | 6          | 6          | —            | 7          | 9          | 34         | 63         | 56       |
| 368                  | 194            | 140        | 33           | 337          | 16           | 31         | 14         | 17           | 29         | 19         | 165        | 155        | 57       |
| 354                  | 172            | 162        | 21           | 329          | 9            | 26         | 14         | 11           | 43         | 36         | 131        | 144        | 58       |
| 20                   | 12             | 6          | 2            | 20           | —            | —          | —          | —            | 2          | 2          | 5          | 11         | 59       |
| 27                   | 20             | 7          | —            | 27           | —            | —          | —          | —            | 6          | 4          | 9          | 9          | 60       |
| 136                  | 44             | 75         | 17           | 115          | 13           | 20         | 16         | 4            | 15         | 9          | 64         | 48         | 61       |
| 20                   | 12             | 5          | 2            | 20           | —            | —          | —          | —            | 3          | 1          | 12         | 3          | 62       |
| 270                  | 110            | 142        | 19           | 236          | 15           | 35         | 29         | 3            | 40         | 27         | 98         | 106        | 63       |
| 297                  | 123            | 151        | 24           | 274          | 17           | 23         | 16         | 7            | 36         | 22         | 99         | 141        | 64       |
| 323                  | 173            | 125        | 25           | 300          | 16           | 22         | 13         | 9            | 45         | 26         | 80         | 171        | 65       |
| 254                  | 141            | 108        | 5            | 231          | 4            | 22         | 21         | 2            | 48         | 31         | 71         | 103        | 66       |
| 1 089                | 518            | 470        | 101          | 990          | 59           | 100        | 58         | 42           | 148        | 88         | 388        | 465        | 67       |
| 1 040                | 506            | 482        | 52           | 958          | 41           | 82         | 68         | 11           | 113        | 88         | 369        | 469        | 68       |
| 53                   | 35             | 18         | —            | 50           | —            | 3          | 3          | —            | 13         | 9          | 12         | 20         | 69       |
| 789                  | 397            | 334        | 58           | 713          | 40           | 75         | 56         | 17           | 84         | 66         | 292        | 347        | 70       |
| 509                  | 264            | 222        | 24           | 461          | 17           | 48         | 41         | 7            | 79         | 33         | 203        | 194        | 71       |
| 98                   | 48             | 45         | 4            | 92           | 2            | 7          | 5          | 2            | 21         | 8          | 32         | 37         | 72       |
| 509                  | 265            | 208        | 36           | 480          | 24           | 29         | 17         | 12           | 63         | 47         | 183        | 217        | 73       |
| 231                  | 104            | 116        | 10           | 210          | 2            | 21         | 13         | 8            | 20         | 16         | 78         | 116        | 74       |
| 182                  | 75             | 101        | 6            | 167          | 6            | 15         | 15         | —            | 17         | 18         | 64         | 83         | 75       |
| 162                  | 59             | 84         | 19           | 140          | 11           | 22         | 14         | 8            | 19         | 21         | 42         | 80         | 76       |
| 253                  | 115            | 121        | 17           | 243          | 15           | 11         | 8          | 2            | 20         | 21         | 90         | 122        | 77       |
| 303                  | 148            | 130        | 25           | 265          | 11           | 37         | 23         | 14           | 48         | 29         | 76         | 149        | 78       |
| 220                  | 102            | 109        | 9            | 212          | 9            | 8          | 8          | —            | 26         | 19         | 61         | 114        | 79       |

**Table 6-11. Reasons for Move and Choice of Current Residence—Occupied Units With Hispanic**

[Numbers in thousands. Consistent with the 1990 Census. ... means not applicable or sample too small. – means zero or rounds to zero]

| Characteristics   | Total occupied units             | Tenure |        | Housing unit characteristics |              |                   |          | Household characteristics   |                    |                     |     |
|---|----------------------------------|--------|--------|------------------------------|--------------|-------------------|----------|-----------------------------|--------------------|---------------------|-----|
|   |                                  | Owner  | Renter | New construction 4 years     | Mobile homes | Physical problems |          | Elderly (65 years and over) | Moved in past year | Below poverty level |     |
|   |                                  |        |        |                              |              | Severe            | Moderate |                             |                    |                     |     |
| <b>RESPONDENT MOVED DURING PAST YEAR—Con.</b>           |                                  |        |        |                              |              |                   |          |                             |                    |                     |     |
| <b>Main Reason for Choice of Present Home</b>           |                                  |        |        |                              |              |                   |          |                             |                    |                     |     |
| 1   | All reported reasons equal ..... | 124    | 40     | 84                           | 24           | —                 | 1        | 3                           | 6                  | 121                 | 28  |
| 2   | Financial reasons .....          | 630    | 122    | 508                          | 25           | 20                | 26       | 41                          | 17                 | 602                 | 206 |
| 3   | Room layout/design .....         | 298    | 76     | 222                          | 31           | 5                 | 12       | 15                          | 7                  | 285                 | 59  |
| 4   | Kitchen .....                    | 10     | —      | 10                           | —            | —                 | —        | 1                           | —                  | 10                  | —   |
| 5   | Size .....                       | 282    | 56     | 226                          | 16           | 15                | 2        | 19                          | 5                  | 274                 | 70  |
| 6   | Exterior appearance .....        | 53     | 18     | 35                           | 5            | 7                 | —        | 4                           | —                  | 53                  | 22  |
| 7   | Yard/trees/view .....            | 49     | 23     | 26                           | 5            | 1                 | 5        | —                           | 3                  | 49                  | 16  |
| 8   | Quality of construction .....    | 53     | 28     | 25                           | 6            | —                 | —        | —                           | 5                  | 53                  | 9   |
| 9   | Only one available .....         | 218    | 18     | 201                          | 2            | 6                 | 22       | 23                          | 12                 | 209                 | 71  |
| 10  | Other .....                      | 245    | 45     | 199                          | 7            | 2                 | 15       | 10                          | 8                  | 239                 | 57  |
| 11  | Not reported .....               | 220    | 32     | 188                          | 10           | 7                 | 5        | 22                          | 3                  | 214                 | 65  |
| <b>Home Search</b>                                      |                                  |        |        |                              |              |                   |          |                             |                    |                     |     |
| 12  | Now in house .....               | 950    | 401    | 549                          | 97           | ...               | 16       | 48                          | 29                 | 933                 | 242 |
| 13  | Did not look at apartments ..... | 712    | 334    | 378                          | 88           | ...               | 12       | 34                          | 21                 | 695                 | 185 |
| 14  | Looked at apartments too .....   | 224    | 60     | 164                          | 8            | ...               | 4        | 11                          | 8                  | 224                 | 52  |
| 15  | Search not reported .....        | 13     | 7      | 7                            | —            | ...               | —        | 2                           | —                  | 13                  | 5   |
| 16  | Now in mobile home .....         | 63     | 28     | 35                           | 5            | 63                | 1        | 2                           | —                  | 60                  | 19  |
| 17  | Did not look at apartments ..... | 49     | 22     | 27                           | 5            | 49                | 1        | 2                           | —                  | 49                  | 16  |
| 18  | Looked at apartments too .....   | 14     | 6      | 9                            | —            | 14                | —        | —                           | —                  | 11                  | 3   |
| 19  | Search not reported .....        | —      | —      | —                            | —            | —                 | —        | —                           | —                  | —                   | —   |
| 20  | Now in apartment .....           | 1 169  | 30     | 1 140                        | 29           | ...               | 71       | 90                          | 36                 | 1 116               | 341 |
| 21  | Did not look at houses .....     | 862    | 14     | 849                          | 22           | ...               | 58       | 58                          | 34                 | 824                 | 240 |
| 22  | Looked at houses too .....       | 252    | 10     | 242                          | 7            | ...               | 12       | 30                          | 2                  | 241                 | 77  |
| 23  | Search not reported .....        | 55     | 6      | 49                           | —            | ...               | 1        | 2                           | —                  | 52                  | 24  |
| <b>Recent Mover Comparison to Previous Home</b>         |                                  |        |        |                              |              |                   |          |                             |                    |                     |     |
| 24  | Better home .....                | 1 235  | 325    | 910                          | 86           | 31                | 32       | 71                          | 38                 | 1 194               | 329 |
| 25  | Worse home .....                 | 309    | 32     | 278                          | 11           | 16                | 34       | 34                          | 10                 | 306                 | 101 |
| 26  | About the same .....             | 584    | 90     | 493                          | 34           | 17                | 18       | 29                          | 16                 | 556                 | 149 |
| 27  | Not reported .....               | 54     | 11     | 42                           | —            | —                 | 5        | 5                           | —                  | 53                  | 22  |
| <b>Recent Mover Comparison to Previous Neighborhood</b> |                                  |        |        |                              |              |                   |          |                             |                    |                     |     |
| 28  | Better neighborhood .....        | 945    | 270    | 675                          | 72           | 35                | 30       | 39                          | 21                 | 916                 | 254 |
| 29  | Worse neighborhood .....         | 272    | 25     | 247                          | 8            | 6                 | 21       | 20                          | 8                  | 270                 | 83  |
| 30  | About the same .....             | 790    | 133    | 658                          | 45           | 20                | 26       | 73                          | 31                 | 755                 | 197 |
| 31  | Same neighborhood .....          | 117    | 15     | 102                          | 3            | 2                 | 6        | 5                           | 5                  | 112                 | 45  |
| 32  | Not reported .....               | 58     | 15     | 43                           | 2            | —                 | 5        | 3                           | —                  | 57                  | 23  |

<sup>1</sup>Figures may not add to total because more than one category may apply to a unit.

Householder—Con.

| Total occupied units | In MSAs        |         | Outside MSAs | Urban |              | Rural |         |              | Regions   |         |       |      |    |
|----------------------|----------------|---------|--------------|-------|--------------|-------|---------|--------------|-----------|---------|-------|------|----|
|                      | Central cities | Suburbs |              | Total | Outside MSAs | Total | Suburbs | Outside MSAs | Northeast | Midwest | South | West |    |
| 124                  | 59             | 56      | 9            | 111   | 7            | 13    | 11      | 2            | 8         | 5       | 52    | 60   | 1  |
| 630                  | 325            | 264     | 42           | 581   | 30           | 49    | 35      | 12           | 67        | 56      | 222   | 285  | 2  |
| 298                  | 153            | 128     | 16           | 263   | 11           | 34    | 29      | 5            | 55        | 19      | 138   | 85   | 3  |
| 10                   | 1              | 9       | —            | 10    | —            | —     | —       | —            | 5         | 1       | 4     | 1    | 4  |
| 282                  | 144            | 117     | 21           | 264   | 13           | 18    | 10      | 8            | 36        | 23      | 106   | 117  | 5  |
| 53                   | 19             | 29      | 5            | 46    | 2            | 7     | 3       | 3            | 4         | 5       | 8     | 35   | 6  |
| 49                   | 21             | 28      | —            | 44    | —            | 5     | 5       | —            | 5         | 1       | 22    | 22   | 7  |
| 53                   | 12             | 28      | 12           | 44    | 6            | 9     | 2       | 6            | 7         | 12      | 18    | 16   | 8  |
| 218                  | 97             | 107     | 15           | 208   | 12           | 10    | 8       | 2            | 19        | 16      | 83    | 100  | 9  |
| 245                  | 126            | 96      | 23           | 213   | 9            | 32    | 17      | 14           | 43        | 27      | 56    | 118  | 10 |
| 220                  | 102            | 109     | 9            | 212   | 9            | 8     | 8       | —            | 26        | 19      | 61    | 114  | 11 |
| 950                  | 386            | 476     | 88           | 833   | 52           | 116   | 78      | 36           | 84        | 69      | 359   | 438  | 12 |
| 712                  | 291            | 349     | 72           | 625   | 41           | 87    | 54      | 31           | 69        | 61      | 272   | 311  | 13 |
| 224                  | 89             | 119     | 16           | 195   | 11           | 29    | 24      | 5            | 15        | 8       | 84    | 116  | 14 |
| 13                   | 6              | 7       | —            | 13    | —            | —     | —       | —            | —         | —       | 2     | 11   | 15 |
| 63                   | 9              | 46      | 9            | 46    | 4            | 17    | 12      | 5            | —         | 1       | 35    | 27   | 16 |
| 49                   | 5              | 35      | 9            | 32    | 4            | 17    | 12      | 5            | —         | 1       | 27    | 22   | 17 |
| 14                   | 3              | 11      | —            | 14    | —            | —     | —       | —            | —         | —       | 9     | 6    | 18 |
| —                    | —              | —       | —            | —     | —            | —     | —       | —            | —         | —       | —     | —    | 19 |
| 1 169                | 665            | 448     | 56           | 1 118 | 44           | 52    | 39      | 12           | 190       | 116     | 375   | 489  | 20 |
| 862                  | 485            | 335     | 42           | 824   | 30           | 38    | 26      | 12           | 142       | 80      | 283   | 357  | 21 |
| 252                  | 146            | 92      | 14           | 242   | 14           | 10    | 10      | —            | 34        | 26      | 82    | 110  | 22 |
| 55                   | 34             | 21      | —            | 52    | —            | 3     | 3       | —            | 14        | 10      | 10    | 21   | 23 |
| 1 235                | 593            | 556     | 87           | 1 122 | 52           | 113   | 77      | 34           | 163       | 100     | 430   | 543  | 24 |
| 309                  | 168            | 117     | 25           | 290   | 18           | 20    | 13      | 7            | 26        | 26      | 125   | 133  | 25 |
| 584                  | 265            | 278     | 42           | 532   | 29           | 52    | 40      | 13           | 70        | 50      | 203   | 261  | 26 |
| 54                   | 34             | 20      | —            | 54    | —            | —     | —       | —            | 15        | 9       | 12    | 17   | 27 |
| 945                  | 407            | 463     | 75           | 852   | 52           | 93    | 68      | 23           | 112       | 69      | 327   | 437  | 28 |
| 272                  | 158            | 96      | 18           | 248   | 12           | 24    | 17      | 7            | 33        | 23      | 88    | 128  | 29 |
| 790                  | 394            | 341     | 55           | 738   | 35           | 52    | 32      | 20           | 96        | 68      | 310   | 316  | 30 |
| 117                  | 66             | 46      | 4            | 103   | —            | 14    | 9       | 4            | 20        | 15      | 27    | 55   | 31 |
| 58                   | 34             | 24      | —            | 56    | —            | 2     | 2       | —            | 13        | 10      | 17    | 18   | 32 |

**Table 6-12. Income Characteristics—Occupied Units With Hispanic Householder**

[Numbers in thousands. Consistent with the 1990 Census. ... means not applicable or sample too small. — means zero or rounds to zero]

| Characteristics   | Total occupied units | Tenure        |               | Housing unit characteristics |               |                   |               | Household characteristics   |                    |                     |
|---|----------------------|---------------|---------------|------------------------------|---------------|-------------------|---------------|-----------------------------|--------------------|---------------------|
|   |                      | Owner         | Renter        | New construction 4 years     | Mobile homes  | Physical problems |               | Elderly (65 years and over) | Moved in past year | Below poverty level |
|   |                      |               |               |                              |               | Severe            | Moderate      |                             |                    |                     |
| <b>1 Total</b> .....  | <b>9 041</b>         | <b>4 087</b>  | <b>4 955</b>  | <b>373</b>                   | <b>401</b>    | <b>344</b>        | <b>724</b>    | <b>1 022</b>                | <b>2 122</b>       | <b>2 052</b>        |
| <b>Household Income</b>   |                      |               |               |                              |               |                   |               |                             |                    |                     |
| 2 Less than \$5,000 .....   | 567                  | 155           | 412           | 31                           | 22            | 32                | 52            | 107                         | 160                | 567                 |
| 3 \$5,000 to \$9,999 .....  | 664                  | 184           | 481           | 19                           | 43            | 44                | 82            | 204                         | 171                | 617                 |
| 4 \$10,000 to \$14,999 .....  | 937                  | 266           | 670           | 17                           | 66            | 52                | 78            | 167                         | 275                | 520                 |
| 5 \$15,000 to \$19,999 .....  | 845                  | 229           | 616           | 26                           | 48            | 34                | 79            | 123                         | 232                | 235                 |
| 6 \$20,000 to \$24,999 .....  | 870                  | 341           | 529           | 31                           | 53            | 36                | 89            | 89                          | 245                | 96                  |
| 7 \$25,000 to \$29,999 .....  | 729                  | 279           | 450           | 39                           | 59            | 23                | 84            | 62                          | 176                | 10                  |
| 8 \$30,000 to \$34,999 .....  | 711                  | 300           | 410           | 25                           | 34            | 34                | 57            | 37                          | 157                | 6                   |
| 9 \$35,000 to \$39,999 .....  | 587                  | 281           | 306           | 19                           | 28            | 28                | 52            | 24                          | 142                | —                   |
| 10 \$40,000 to \$49,999 .....   | 824                  | 434           | 391           | 15                           | 20            | 17                | 44            | 58                          | 187                | —                   |
| 11 \$50,000 to \$59,999 .....   | 625                  | 369           | 256           | 21                           | 13            | 14                | 40            | 46                          | 84                 | —                   |
| 12 \$60,000 to \$79,999 .....   | 771                  | 526           | 245           | 42                           | 12            | 22                | 41            | 44                          | 129                | —                   |
| 13 \$80,000 to \$99,999 .....   | 410                  | 305           | 105           | 41                           | —             | 3                 | 11            | 21                          | 72                 | —                   |
| 14 \$100,000 to \$119,999 .....                                       | 204                  | 168           | 36            | 15                           | 2             | 1                 | 4             | 10                          | 32                 | —                   |
| 15 \$120,000 or more .....  | 296                  | 248           | 48            | 32                           | 1             | 3                 | 10            | 30                          | 60                 | —                   |
| <b>16 Median</b> .....  | <b>29 364</b>        | <b>40 158</b> | <b>22 818</b> | <b>34 752</b>                | <b>22 015</b> | <b>21 293</b>     | <b>23 983</b> | <b>16 304</b>               | <b>24 544</b>      | <b>8 716</b>        |
| As percent of poverty level:  |                      |               |               |                              |               |                   |               |                             |                    |                     |
| 17 Less than 50 percent .....   | 724                  | 183           | 541           | 41                           | 29            | 41                | 72            | 104                         | 226                | 724                 |
| 18 50 to 99 .....   | 1 328                | 350           | 979           | 26                           | 98            | 70                | 133           | 205                         | 380                | 1 328               |
| 19 100 to 149 .....   | 1 353                | 475           | 878           | 41                           | 84            | 67                | 166           | 197                         | 313                | ...                 |
| 20 150 to 199 .....   | 1 164                | 478           | 685           | 34                           | 51            | 47                | 118           | 138                         | 266                | ...                 |
| 21 200 percent or more .....  | 4 472                | 2 601         | 1 871         | 231                          | 140           | 119               | 234           | 378                         | 937                | ...                 |
| <b>Income of Families and Primary Individuals</b>                     |                      |               |               |                              |               |                   |               |                             |                    |                     |
| 22 Less than \$5,000 .....  | 640                  | 168           | 472           | 33                           | 26            | 37                | 55            | 110                         | 195                | 600                 |
| 23 \$5,000 to \$9,999 .....   | 723                  | 188           | 535           | 19                           | 43            | 53                | 88            | 206                         | 190                | 626                 |
| 24 \$10,000 to \$14,999 .....   | 1 011                | 271           | 741           | 17                           | 92            | 52                | 103           | 167                         | 311                | 497                 |
| 25 \$15,000 to \$19,999 .....   | 899                  | 243           | 656           | 31                           | 51            | 29                | 79            | 126                         | 246                | 229                 |
| 26 \$20,000 to \$24,999 .....   | 895                  | 341           | 554           | 31                           | 52            | 37                | 92            | 84                          | 264                | 88                  |
| 27 \$25,000 to \$29,999 .....   | 705                  | 276           | 429           | 44                           | 37            | 24                | 72            | 62                          | 168                | 8                   |
| 28 \$30,000 to \$34,999 .....   | 706                  | 310           | 396           | 26                           | 35            | 35                | 61            | 37                          | 148                | 5                   |
| 29 \$35,000 to \$39,999 .....   | 575                  | 276           | 299           | 18                           | 23            | 20                | 45            | 24                          | 140                | —                   |
| 30 \$40,000 to \$49,999 .....   | 737                  | 430           | 307           | 13                           | 17            | 17                | 35            | 59                          | 146                | —                   |
| 31 \$50,000 to \$59,999 .....   | 593                  | 370           | 223           | 20                           | 13            | 14                | 34            | 46                          | 78                 | —                   |
| 32 \$60,000 to \$79,999 .....   | 706                  | 517           | 189           | 34                           | 12            | 19                | 37            | 43                          | 96                 | —                   |
| 33 \$80,000 to \$99,999 .....   | 383                  | 296           | 87            | 41                           | —             | 3                 | 11            | 19                          | 61                 | —                   |
| 34 \$100,000 to \$119,999 .....                                       | 188                  | 161           | 26            | 12                           | —             | 1                 | 4             | 10                          | 25                 | —                   |
| 35 \$120,000 or more .....  | 282                  | 241           | 41            | 32                           | 1             | 3                 | 9             | 30                          | 53                 | —                   |
| <b>36 Median</b> .....  | <b>27 507</b>        | <b>39 481</b> | <b>20 669</b> | <b>32 050</b>                | <b>18 822</b> | <b>20 079</b>     | <b>22 040</b> | <b>16 124</b>               | <b>22 243</b>      | <b>8 401</b>        |
| <b>Income Sources of Families and Primary Individuals<sup>1</sup></b> |                      |               |               |                              |               |                   |               |                             |                    |                     |
| 37 Wages and salaries .....   | 7 725                | 3 505         | 4 221         | 317                          | 350           | 267               | 613           | 427                         | 1 907              | 1 231               |
| 38 Wages and salaries were majority of income ..                      | 7 262                | 3 265         | 3 997         | 299                          | 334           | 255               | 565           | 282                         | 1 833              | 1 130               |
| 39 2 or more people each earned over 20% of wages and salaries .....  | 2 977                | 1 583         | 1 394         | 131                          | 102           | 90                | 224           | 103                         | 628                | 200                 |
| 40 Business, farm, or ranch .....                                     | 494                  | 363           | 131           | 25                           | 14            | 12                | 29            | 47                          | 78                 | 55                  |
| 41 Social Security or pensions .....                                  | 1 433                | 913           | 521           | 40                           | 43            | 61                | 110           | 877                         | 122                | 408                 |
| 42 Interest .....   | 1 250                | 868           | 382           | 85                           | 26            | 28                | 53            | 253                         | 178                | 83                  |
| 43 Stock dividend(s) .....  | 553                  | 426           | 127           | 48                           | 1             | 3                 | 32            | 104                         | 102                | 35                  |
| 44 Rental income with lodger(s) .....                                 | 410                  | 356           | 55            | 28                           | 2             | 5                 | 31            | 87                          | 45                 | 37                  |
| 45 Welfare or SSI .....   | 804                  | 198           | 606           | 19                           | 30            | 60                | 93            | 154                         | 178                | 479                 |
| 46 Alimony or child support .....                                     | 425                  | 155           | 270           | 22                           | 12            | 15                | 35            | 9                           | 115                | 140                 |
| 47 Other .....  | 663                  | 357           | 305           | 26                           | 15            | 20                | 73            | 119                         | 120                | 165                 |
| <b>Amount of Savings and Investments</b>                              |                      |               |               |                              |               |                   |               |                             |                    |                     |
| 48 Income of \$25,000 or less .....                                   | 4 305                | 1 254         | 3 051         | 137                          | 268           | 214               | 436           | 705                         | 1 246              | 2 043               |
| 49 No savings or investments .....                                    | 3 373                | 882           | 2 491         | 89                           | 244           | 160               | 360           | 486                         | 1 012              | 1 678               |
| 50 \$25,000 or less .....   | 576                  | 215           | 362           | 37                           | 18            | 31                | 59            | 110                         | 163                | 219                 |
| 51 More than \$25,000 .....   | 95                   | 80            | 15            | 6                            | —             | 3                 | 6             | 56                          | 16                 | 30                  |
| 52 Not reported .....   | 261                  | 77            | 183           | 4                            | 6             | 19                | 10            | 53                          | 55                 | 117                 |
| <b>Food Stamps</b>  |                      |               |               |                              |               |                   |               |                             |                    |                     |
| 53 Income of \$25,000 or less .....                                   | 4 305                | 1 254         | 3 051         | 137                          | 268           | 214               | 436           | 705                         | 1 246              | 2 043               |
| 54 Family members received food stamps .....                          | 784                  | 132           | 652           | 20                           | 32            | 48                | 99            | 80                          | 242                | 570                 |
| 55 Did not receive food stamps .....                                  | 3 322                | 1 066         | 2 256         | 113                          | 232           | 153               | 330           | 593                         | 958                | 1 372               |
| 56 Not reported .....   | 199                  | 55            | 144           | 4                            | 5             | 13                | 6             | 32                          | 45                 | 101                 |
| <b>Rent Reductions</b>  |                      |               |               |                              |               |                   |               |                             |                    |                     |
| 57 No subsidy .....   | 3 876                | —             | 3 876         | 54                           | 127           | 222               | 359           | 211                         | 1 373              | 1 025               |
| 58 Rent control .....   | 164                  | —             | 164           | —                            | —             | 22                | 7             | 18                          | 18                 | 34                  |
| 59 No rent control .....  | 3 702                | —             | 3 702         | 54                           | 127           | 200               | 351           | 194                         | 1 355              | 989                 |
| 60 Reduced by owner .....   | 271                  | —             | 271           | 4                            | 49            | 3                 | 42            | 30                          | 57                 | 92                  |
| 61 Not reduced by owner .....   | 3 424                | —             | 3 424         | 51                           | 78            | 197               | 308           | 164                         | 1 298              | 897                 |
| 62 Owner reduction not reported .....                                 | 7                    | —             | 7             | —                            | —             | —                 | —             | —                           | —                  | —                   |
| 63 Rent control not reported .....                                    | 11                   | —             | 11            | —                            | —             | —                 | 1             | —                           | —                  | 2                   |
| 64 Owned by public housing authority .....                            | 276                  | —             | 276           | 9                            | —             | 12                | 16            | 37                          | 49                 | 189                 |
| 65 Government subsidy .....   | 353                  | —             | 353           | 14                           | 2             | 22                | 26            | 75                          | 73                 | 194                 |
| 66 Other, income verification .....                                   | 337                  | —             | 337           | 22                           | 3             | 5                 | 32            | 23                          | 146                | 74                  |
| 67 Subsidy not reported .....   | 112                  | —             | 112           | 3                            | —             | 4                 | 9             | 9                           | 30                 | 37                  |

<sup>1</sup>Figures may not add to total because more than one category may apply to a unit.

| Total occupied units | In MSAs        |               | Outside MSAs  | Urban         |               | Rural         |               |               | Regions       |               |               |               |           |
|----------------------|----------------|---------------|---------------|---------------|---------------|---------------|---------------|---------------|---------------|---------------|---------------|---------------|-----------|
|                      | Central cities | Suburbs       |               | Total         | Outside MSAs  | Total         | Suburbs       | Outside MSAs  | Northeast     | Midwest       | South         | West          |           |
| <b>9 041</b>         | <b>4 300</b>   | <b>3 894</b>  | <b>847</b>    | <b>7 990</b>  | <b>438</b>    | <b>1 051</b>  | <b>638</b>    | <b>408</b>    | <b>1 460</b>  | <b>680</b>    | <b>3 168</b>  | <b>3 734</b>  | <b>1</b>  |
| 567                  | 307            | 190           | 71            | 506           | 39            | 61            | 27            | 32            | 123           | 37            | 151           | 256           | 2         |
| 664                  | 355            | 213           | 96            | 590           | 61            | 74            | 40            | 34            | 129           | 31            | 255           | 249           | 3         |
| 937                  | 446            | 352           | 139           | 807           | 75            | 129           | 65            | 64            | 142           | 56            | 353           | 385           | 4         |
| 845                  | 491            | 282           | 73            | 764           | 41            | 81            | 50            | 32            | 154           | 51            | 267           | 373           | 5         |
| 870                  | 445            | 332           | 94            | 782           | 53            | 89            | 47            | 42            | 105           | 45            | 322           | 399           | 6         |
| 729                  | 361            | 304           | 65            | 652           | 26            | 77            | 38            | 39            | 124           | 49            | 276           | 281           | 7         |
| 711                  | 353            | 305           | 53            | 620           | 25            | 91            | 63            | 28            | 95            | 74            | 258           | 284           | 8         |
| 587                  | 293            | 228           | 66            | 514           | 27            | 73            | 31            | 39            | 98            | 51            | 209           | 228           | 9         |
| 824                  | 397            | 369           | 58            | 757           | 32            | 68            | 42            | 26            | 116           | 69            | 289           | 350           | 10        |
| 625                  | 284            | 295           | 45            | 536           | 30            | 89            | 73            | 15            | 98            | 60            | 205           | 261           | 11        |
| 771                  | 275            | 449           | 47            | 661           | 15            | 110           | 78            | 32            | 127           | 66            | 275           | 303           | 12        |
| 410                  | 140            | 250           | 19            | 365           | 7             | 44            | 32            | 12            | 62            | 37            | 144           | 167           | 13        |
| 204                  | 71             | 122           | 11            | 179           | 8             | 25            | 21            | 4             | 36            | 21            | 70            | 77            | 14        |
| 296                  | 81             | 205           | 10            | 257           | -             | 39            | 29            | 10            | 50            | 33            | 92            | 121           | 15        |
| <b>29 364</b>        | <b>26 471</b>  | <b>34 517</b> | <b>22 424</b> | <b>29 186</b> | <b>20 315</b> | <b>30 736</b> | <b>34 085</b> | <b>25 087</b> | <b>28 089</b> | <b>34 823</b> | <b>29 264</b> | <b>28 650</b> | <b>16</b> |
| 724                  | 375            | 253           | 96            | 633           | 50            | 91            | 42            | 47            | 170           | 42            | 167           | 346           | 17        |
| 1 328                | 725            | 466           | 137           | 1 187         | 75            | 141           | 78            | 63            | 187           | 62            | 505           | 574           | 18        |
| 1 353                | 671            | 503           | 178           | 1 177         | 87            | 175           | 84            | 91            | 206           | 74            | 482           | 591           | 19        |
| 1 164                | 573            | 462           | 128           | 1 038         | 81            | 125           | 78            | 47            | 157           | 88            | 376           | 543           | 20        |
| 4 472                | 1 956          | 2 210         | 306           | 3 954         | 145           | 518           | 355           | 161           | 739           | 415           | 1 638         | 1 680         | 21        |
| 640                  | 343            | 226           | 71            | 577           | 39            | 63            | 29            | 32            | 133           | 40            | 161           | 306           | 22        |
| 723                  | 393            | 223           | 107           | 644           | 68            | 79            | 40            | 39            | 137           | 36            | 273           | 277           | 23        |
| 1 011                | 478            | 367           | 167           | 854           | 81            | 157           | 72            | 86            | 143           | 60            | 400           | 408           | 24        |
| 899                  | 519            | 310           | 70            | 811           | 36            | 87            | 54            | 33            | 152           | 54            | 294           | 399           | 25        |
| 895                  | 464            | 344           | 87            | 814           | 48            | 81            | 43            | 38            | 115           | 48            | 308           | 424           | 26        |
| 705                  | 355            | 298           | 51            | 640           | 31            | 65            | 44            | 21            | 124           | 49            | 265           | 267           | 27        |
| 706                  | 338            | 314           | 54            | 614           | 23            | 92            | 61            | 31            | 88            | 72            | 260           | 285           | 28        |
| 575                  | 289            | 222           | 64            | 507           | 27            | 68            | 29            | 37            | 110           | 48            | 204           | 213           | 29        |
| 737                  | 353            | 330           | 54            | 676           | 30            | 61            | 37            | 24            | 106           | 70            | 262           | 299           | 30        |
| 593                  | 257            | 295           | 41            | 508           | 28            | 85            | 72            | 14            | 85            | 56            | 210           | 242           | 31        |
| 706                  | 240            | 422           | 44            | 598           | 15            | 108           | 80            | 28            | 119           | 59            | 251           | 278           | 32        |
| 383                  | 134            | 232           | 17            | 340           | 4             | 42            | 30            | 12            | 62            | 37            | 128           | 156           | 33        |
| 188                  | 67             | 109           | 11            | 165           | 8             | 23            | 19            | 4             | 36            | 19            | 61            | 72            | 34        |
| 282                  | 69             | 203           | 10            | 243           | -             | 39            | 29            | 10            | 50            | 33            | 89            | 110           | 35        |
| <b>27 507</b>        | <b>24 500</b>  | <b>32 855</b> | <b>20 502</b> | <b>27 308</b> | <b>19 228</b> | <b>29 471</b> | <b>33 112</b> | <b>21 863</b> | <b>27 021</b> | <b>33 687</b> | <b>27 786</b> | <b>26 006</b> | <b>36</b> |
| 7 725                | 3 645          | 3 371         | 709           | 6 819         | 360           | 906           | 555           | 349           | 1 189         | 580           | 2 723         | 3 233         | 37        |
| 7 262                | 3 430          | 3 167         | 665           | 6 406         | 325           | 856           | 514           | 340           | 1 098         | 559           | 2 554         | 3 051         | 38        |
| 2 977                | 1 288          | 1 417         | 273           | 2 590         | 130           | 387           | 245           | 143           | 403           | 235           | 1 060         | 1 278         | 39        |
| 494                  | 189            | 252           | 53            | 404           | 15            | 90            | 52            | 38            | 42            | 46            | 184           | 221           | 40        |
| 1 433                | 671            | 628           | 135           | 1 266         | 76            | 168           | 106           | 59            | 238           | 114           | 585           | 496           | 41        |
| 1 250                | 498            | 632           | 121           | 1 073         | 56            | 177           | 109           | 65            | 278           | 133           | 396           | 442           | 42        |
| 553                  | 185            | 324           | 44            | 466           | 16            | 86            | 59            | 27            | 96            | 66            | 187           | 203           | 43        |
| 410                  | 180            | 197           | 33            | 359           | 10            | 51            | 28            | 24            | 59            | 47            | 131           | 173           | 44        |
| 804                  | 452            | 285           | 67            | 719           | 44            | 85            | 62            | 23            | 222           | 54            | 191           | 337           | 45        |
| 425                  | 233            | 147           | 45            | 384           | 25            | 41            | 22            | 20            | 89            | 29            | 143           | 165           | 46        |
| 663                  | 279            | 303           | 81            | 569           | 50            | 94            | 63            | 31            | 124           | 50            | 202           | 286           | 47        |
| 4 305                | 2 273          | 1 524         | 507           | 3 835         | 277           | 470           | 238           | 230           | 721           | 242           | 1 488         | 1 854         | 48        |
| 3 373                | 1 803          | 1 154         | 417           | 2 983         | 223           | 390           | 194           | 193           | 567           | 168           | 1 231         | 1 407         | 49        |
| 576                  | 299            | 222           | 56            | 531           | 40            | 45            | 29            | 16            | 74            | 52            | 154           | 296           | 50        |
| 95                   | 36             | 51            | 8             | 81            | -             | 14            | 5             | 8             | 14            | 3             | 25            | 53            | 51        |
| 261                  | 136            | 98            | 26            | 240           | 14            | 21            | 9             | 12            | 66            | 18            | 78            | 98            | 52        |
| 4 305                | 2 273          | 1 524         | 507           | 3 835         | 277           | 470           | 238           | 230           | 721           | 242           | 1 488         | 1 854         | 53        |
| 784                  | 479            | 228           | 77            | 716           | 57            | 68            | 49            | 20            | 216           | 41            | 263           | 263           | 54        |
| 3 322                | 1 692          | 1 221         | 409           | 2 938         | 209           | 384           | 182           | 200           | 467           | 184           | 1 166         | 1 505         | 55        |
| 199                  | 102            | 76            | 21            | 182           | 11            | 17            | 7             | 10            | 37            | 16            | 59            | 86            | 56        |
| 3 876                | 2 134          | 1 449         | 293           | 3 555         | 158           | 322           | 187           | 135           | 706           | 259           | 1 219         | 1 693         | 57        |
| 164                  | 146            | 18            | -             | 164           | -             | -             | -             | -             | 108           | -             | 5             | 51            | 58        |
| 3 702                | 1 984          | 1 424         | 293           | 3 387         | 158           | 315           | 179           | 135           | 596           | 259           | 1 206         | 1 640         | 59        |
| 271                  | 85             | 109           | 77            | 172           | 10            | 100           | 33            | 67            | 29            | 14            | 111           | 118           | 60        |
| 3 424                | 1 899          | 1 308         | 216           | 3 211         | 148           | 213           | 144           | 68            | 564           | 245           | 1 093         | 1 522         | 61        |
| 7                    | -              | 7             | -             | 5             | -             | 2             | 2             | -             | 4             | -             | 2             | 1             | 62        |
| 11                   | 3              | 7             | -             | 3             | -             | 7             | 7             | -             | 2             | -             | 7             | 1             | 63        |
| 276                  | 191            | 62            | 22            | 257           | 20            | 19            | 17            | 2             | 107           | 14            | 62            | 93            | 64        |
| 353                  | 236            | 103           | 15            | 340           | 11            | 14            | 10            | 4             | 142           | 13            | 83            | 115           | 65        |
| 337                  | 185            | 141           | 12            | 327           | 9             | 10            | 7             | 3             | 104           | 22            | 75            | 136           | 66        |
| 112                  | 53             | 44            | 15            | 100           | 8             | 12            | 5             | 7             | 32            | 13            | 37            | 29            | 67        |

**Table 6-13. Selected Housing Costs—Occupied Units With Hispanic Householder**

[Numbers in thousands. Consistent with the 1990 Census. ... means not applicable or sample too small. — means zero or rounds to zero]

| Characteristics   | Total occupied units | Tenure       |              | Housing unit characteristics |              |                   |            | Household characteristics   |                    |                     |
|---|----------------------|--------------|--------------|------------------------------|--------------|-------------------|------------|-----------------------------|--------------------|---------------------|
|   |                      | Owner        | Renter       | New construction 4 years     | Mobile homes | Physical problems |            | Elderly (65 years and over) | Moved in past year | Below poverty level |
|   |                      |              |              |                              |              | Severe            | Moderate   |                             |                    |                     |
| <b>1 Total</b> .....  | <b>9 041</b>         | <b>4 087</b> | <b>4 955</b> | <b>373</b>                   | <b>401</b>   | <b>344</b>        | <b>724</b> | <b>1 022</b>                | <b>2 122</b>       | <b>2 052</b>        |
| <b>Monthly Housing Costs</b>  |                      |              |              |                              |              |                   |            |                             |                    |                     |
| 2 Less than \$100 .....   | 135                  | 92           | 43           | —                            | 13           | 3                 | 13         | 37                          | 18                 | 74                  |
| 3 \$100 to \$199 .....  | 626                  | 431          | 195          | 10                           | 60           | 37                | 91         | 203                         | 51                 | 256                 |
| 4 \$200 to \$249 .....  | 374                  | 281          | 93           | 9                            | 17           | 2                 | 50         | 104                         | 31                 | 82                  |
| 5 \$250 to \$299 .....  | 399                  | 249          | 150          | 8                            | 45           | 25                | 52         | 80                          | 45                 | 143                 |
| 6 \$300 to \$349 .....  | 373                  | 176          | 198          | 3                            | 28           | 28                | 52         | 67                          | 98                 | 90                  |
| 7 \$350 to \$399 .....  | 367                  | 117          | 250          | —                            | 16           | 19                | 43         | 50                          | 101                | 103                 |
| 8 \$400 to \$449 .....  | 438                  | 112          | 326          | 18                           | 18           | 17                | 41         | 58                          | 107                | 141                 |
| 9 \$450 to \$499 .....  | 512                  | 129          | 383          | 9                            | 33           | 22                | 46         | 49                          | 126                | 145                 |
| 10 \$500 to \$599 .....   | 1 157                | 265          | 892          | 55                           | 47           | 57                | 112        | 114                         | 387                | 287                 |
| 11 \$600 to \$699 .....   | 1 084                | 308          | 776          | 41                           | 39           | 51                | 55         | 73                          | 327                | 206                 |
| 12 \$700 to \$799 .....   | 873                  | 300          | 573          | 21                           | 22           | 26                | 48         | 48                          | 255                | 184                 |
| 13 \$800 to \$999 .....   | 958                  | 418          | 540          | 48                           | 14           | 32                | 44         | 53                          | 211                | 128                 |
| 14 \$1,000 to \$1,249 .....   | 640                  | 437          | 203          | 51                           | 3            | 12                | 21         | 22                          | 117                | 57                  |
| 15 \$1,250 to \$1,499 .....   | 420                  | 341          | 79           | 40                           | 1            | 8                 | 10         | 21                          | 87                 | 28                  |
| 16 \$1,500 or more .....  | 481                  | 430          | 51           | 55                           | 3            | 1                 | 15         | 27                          | 99                 | 36                  |
| 17 No cash rent .....   | 203                  | ...          | 203          | 5                            | 42           | 4                 | 33         | 17                          | 63                 | 91                  |
| <b>18 Median (excludes no cash rent)</b> .....  | <b>603</b>           | <b>662</b>   | <b>583</b>   | <b>841</b>                   | <b>401</b>   | <b>529</b>        | <b>455</b> | <b>362</b>                  | <b>620</b>         | <b>482</b>          |
| <b>Median Monthly Housing Costs for Owners</b>  |                      |              |              |                              |              |                   |            |                             |                    |                     |
| <b>19 Monthly costs including all mortgages plus maintenance costs</b> .....                  | <b>697</b>           | <b>697</b>   | ...          | <b>976</b>                   | <b>392</b>   | <b>386</b>        | <b>319</b> | <b>335</b>                  | <b>871</b>         | <b>435</b>          |
| <b>20 Monthly costs excluding second and subsequent mortgages and maintenance costs</b> ..... | <b>657</b>           | <b>657</b>   | ...          | <b>974</b>                   | <b>356</b>   | <b>367</b>        | <b>287</b> | <b>304</b>                  | <b>841</b>         | <b>381</b>          |
| <b>Monthly Housing Costs as Percent of Current Income<sup>1</sup></b>                         |                      |              |              |                              |              |                   |            |                             |                    |                     |
| 21 Less than 5 percent .....  | 276                  | 249          | 27           | 11                           | 15           | 9                 | 22         | 52                          | 26                 | 3                   |
| 22 5 to 9 percent .....   | 734                  | 614          | 120          | 20                           | 45           | 19                | 85         | 141                         | 62                 | 35                  |
| 23 10 to 14 percent .....   | 970                  | 574          | 395          | 31                           | 47           | 25                | 83         | 123                         | 150                | 51                  |
| 24 15 to 19 percent .....   | 1 169                | 595          | 575          | 42                           | 50           | 38                | 87         | 93                          | 232                | 80                  |
| 25 20 to 24 percent .....   | 970                  | 422          | 548          | 59                           | 39           | 35                | 78         | 89                          | 211                | 65                  |
| 26 25 to 29 percent .....   | 924                  | 394          | 530          | 51                           | 28           | 28                | 57         | 77                          | 218                | 103                 |
| 27 30 to 34 percent .....   | 673                  | 247          | 426          | 15                           | 24           | 34                | 60         | 50                          | 166                | 112                 |
| 28 35 to 39 percent .....   | 565                  | 198          | 367          | 26                           | 12           | 22                | 59         | 39                          | 172                | 117                 |
| 29 40 to 49 percent .....   | 742                  | 243          | 498          | 42                           | 31           | 33                | 37         | 67                          | 235                | 207                 |
| 30 50 to 59 percent .....   | 414                  | 139          | 276          | 16                           | 10           | 21                | 15         | 57                          | 149                | 172                 |
| 31 60 to 69 percent .....   | 256                  | 80           | 176          | 8                            | 1            | 18                | 20         | 23                          | 87                 | 124                 |
| 32 70 to 99 percent .....   | 390                  | 125          | 265          | 11                           | 24           | 19                | 24         | 73                          | 129                | 240                 |
| 33 100 percent or more <sup>2</sup> .....   | 502                  | 137          | 365          | 20                           | 25           | 22                | 42         | 87                          | 132                | 421                 |
| 34 Zero or negative income .....  | 254                  | 70           | 184          | 17                           | 9            | 18                | 21         | 33                          | 90                 | 232                 |
| 35 No cash rent .....   | 203                  | —            | 203          | 5                            | 42           | 4                 | 33         | 17                          | 63                 | 91                  |
| <b>36 Median (excludes 2 previous lines)</b> .....  | <b>26</b>            | <b>20</b>    | <b>31</b>    | <b>26</b>                    | <b>22</b>    | <b>31</b>         | <b>24</b>  | <b>24</b>                   | <b>33</b>          | <b>55</b>           |
| <b>37 Median (excludes 3 lines before medians)</b> .....                                      | <b>25</b>            | <b>19</b>    | <b>29</b>    | <b>25</b>                    | <b>21</b>    | <b>29</b>         | <b>22</b>  | <b>22</b>                   | <b>31</b>          | <b>44</b>           |
| <b>Rent Paid by Lodgers</b>   |                      |              |              |                              |              |                   |            |                             |                    |                     |
| 38 Lodgers in housing units .....   | 148                  | 34           | 114          | 6                            | 5            | 5                 | 13         | 2                           | 53                 | 8                   |
| 39 Less than \$100 per month .....  | 4                    | 2            | 2            | —                            | —            | —                 | —          | —                           | 3                  | 2                   |
| 40 \$100 to \$199 .....   | 16                   | 7            | 9            | —                            | —            | —                 | —          | —                           | 5                  | —                   |
| 41 \$200 to \$299 .....   | 40                   | 5            | 35           | 2                            | 3            | —                 | 7          | —                           | 16                 | —                   |
| 42 \$300 to \$399 .....   | 43                   | 9            | 34           | 3                            | 1            | 4                 | 2          | —                           | 17                 | —                   |
| 43 \$400 or more per month .....  | 30                   | 9            | 20           | —                            | —            | —                 | —          | 2                           | 9                  | 4                   |
| 44 Not reported .....   | 15                   | 1            | 14           | —                            | —            | 2                 | —          | 1                           | 4                  | 2                   |
| <b>45 Median</b> .....  | <b>315</b>           | ...          | <b>313</b>   | ...                          | ...          | ...               | ...        | ...                         | ...                | ...                 |
| <b>Monthly Cost Paid for Electricity</b>  |                      |              |              |                              |              |                   |            |                             |                    |                     |
| 46 Electricity used .....   | 9 031                | 4 087        | 4 944        | 373                          | 401          | 334               | 724        | 1 022                       | 2 115              | 2 052               |
| 47 Less than \$25 .....   | 1 144                | 244          | 900          | 30                           | 62           | 49                | 82         | 114                         | 367                | 346                 |
| 48 \$25 to \$49 .....   | 2 748                | 1 171        | 1 577        | 88                           | 116          | 116               | 257        | 353                         | 643                | 614                 |
| 49 \$50 to \$74 .....   | 1 926                | 1 070        | 856          | 110                          | 85           | 60                | 111        | 194                         | 457                | 343                 |
| 50 \$75 to \$99 .....   | 937                  | 562          | 375          | 58                           | 52           | 31                | 71         | 96                          | 136                | 159                 |
| 51 \$100 to \$149 .....   | 794                  | 569          | 224          | 48                           | 32           | 8                 | 74         | 105                         | 105                | 103                 |
| 52 \$150 to \$199 .....   | 263                  | 225          | 38           | 17                           | 6            | 5                 | 1          | 43                          | 21                 | 43                  |
| 53 \$200 or more .....  | 125                  | 88           | 37           | 7                            | 4            | 2                 | 15         | 8                           | 21                 | 31                  |
| <b>54 Median</b> .....  | <b>51</b>            | <b>63</b>    | <b>42</b>    | <b>64</b>                    | <b>50</b>    | <b>44</b>         | <b>47</b>  | <b>49</b>                   | <b>45</b>          | <b>44</b>           |
| 55 Included in rent, other fee, or obtained free .....  | 1 095                | 157          | 937          | 15                           | 44           | 64                | 114        | 110                         | 365                | 414                 |
| <b>Monthly Cost Paid for Piped Gas</b>  |                      |              |              |                              |              |                   |            |                             |                    |                     |
| 56 Piped gas used .....   | 6 546                | 2 965        | 3 580        | 234                          | 188          | 276               | 587        | 702                         | 1 441              | 1 523               |
| 57 Less than \$25 .....   | 2 366                | 992          | 1 374        | 94                           | 74           | 107               | 246        | 244                         | 534                | 543                 |
| 58 \$25 to \$49 .....   | 1 710                | 1 047        | 664          | 73                           | 39           | 62                | 138        | 195                         | 275                | 335                 |
| 59 \$50 to \$74 .....   | 483                  | 318          | 165          | 27                           | 19           | 10                | 23         | 68                          | 98                 | 59                  |
| 60 \$75 to \$99 .....   | 201                  | 138          | 63           | 8                            | 6            | 7                 | 9          | 12                          | 47                 | 33                  |
| 61 \$100 to \$149 .....   | 145                  | 99           | 45           | —                            | —            | 8                 | 6          | 22                          | 32                 | 20                  |
| 62 \$150 to \$199 .....   | 70                   | 53           | 16           | 2                            | 3            | 3                 | 7          | 6                           | 11                 | 9                   |
| 63 \$200 or more .....  | 70                   | 39           | 31           | 8                            | 2            | —                 | 7          | 9                           | 24                 | 20                  |
| <b>64 Median</b> .....  | <b>27</b>            | <b>33</b>    | <b>25-</b>   | <b>29</b>                    | <b>25-</b>   | <b>25-</b>        | <b>25-</b> | <b>29</b>                   | <b>25-</b>         | <b>25-</b>          |
| 65 Included in rent, other fee, or obtained free .....  | 1 501                | 279          | 1 222        | 22                           | 45           | 78                | 150        | 146                         | 419                | 504                 |
| <b>Average Monthly Cost Paid for Fuel Oil</b>   |                      |              |              |                              |              |                   |            |                             |                    |                     |
| 66 Fuel oil used .....  | 1 337                | 337          | 1 000        | 6                            | 52           | 103               | 115        | 150                         | 241                | 340                 |
| 67 Less than \$25 .....   | 76                   | 48           | 28           | 2                            | 12           | 3                 | 4          | 4                           | 13                 | 9                   |
| 68 \$25 to \$49 .....   | 76                   | 35           | 40           | —                            | 21           | 3                 | 23         | —                           | 11                 | 7                   |
| 69 \$50 to \$74 .....   | 44                   | 37           | 7            | —                            | —            | —                 | —          | —                           | 5                  | 3                   |
| 70 \$75 to \$99 .....   | 18                   | 18           | —            | —                            | —            | —                 | —          | —                           | —                  | 1                   |
| 71 \$100 to \$149 .....   | 31                   | 30           | 1            | —                            | 1            | —                 | —          | 6                           | —                  | 3                   |
| 72 \$150 to \$199 .....   | 9                    | 7            | 2            | —                            | —            | —                 | —          | 2                           | —                  | 2                   |
| 73 \$200 or more .....  | 9                    | 9            | —            | —                            | —            | —                 | —          | —                           | —                  | 3                   |
| <b>74 Median</b> .....  | <b>43</b>            | <b>56</b>    | <b>32</b>    | ...                          | ...          | <b>27</b>         | <b>35</b>  | <b>75</b>                   | <b>33</b>          | <b>44</b>           |
| 75 Included in rent, other fee, or obtained free .....  | 1 074                | 152          | 921          | 4                            | 18           | 97                | 88         | 120                         | 208                | 312                 |
| <b>Property Insurance</b>   |                      |              |              |                              |              |                   |            |                             |                    |                     |
| 76 Property insurance paid .....  | 3 949                | 3 453        | 497          | 269                          | 140          | 72                | 237        | 549                         | 543                | 434                 |
| <b>77 Median per month</b> .....  | <b>36</b>            | <b>38</b>    | <b>19</b>    | <b>40</b>                    | <b>23</b>    | <b>27</b>         | <b>30</b>  | <b>37</b>                   | <b>31</b>          | <b>31</b>           |

| Total occupied units | In MSAs        |              | Outside MSAs | Urban        |              | Rural        |            |              | Regions      |            |              |              |           |
|----------------------|----------------|--------------|--------------|--------------|--------------|--------------|------------|--------------|--------------|------------|--------------|--------------|-----------|
|                      | Central cities | Suburbs      |              | Total        | Outside MSAs | Total        | Suburbs    | Outside MSAs | Northeast    | Midwest    | South        | West         |           |
| <b>9 041</b>         | <b>4 300</b>   | <b>3 894</b> | <b>847</b>   | <b>7 990</b> | <b>438</b>   | <b>1 051</b> | <b>638</b> | <b>408</b>   | <b>1 460</b> | <b>680</b> | <b>3 168</b> | <b>3 734</b> | <b>1</b>  |
| 135                  | 70             | 38           | 27           | 93           | 11           | 42           | 25         | 16           | 21           | -          | 66           | 48           | 2         |
| 626                  | 278            | 235          | 113          | 500          | 50           | 126          | 63         | 63           | 83           | 30         | 313          | 199          | 3         |
| 374                  | 142            | 141          | 91           | 292          | 51           | 81           | 41         | 40           | 29           | 34         | 169          | 142          | 4         |
| 399                  | 231            | 127          | 42           | 355          | 30           | 44           | 33         | 12           | 58           | 22         | 180          | 139          | 5         |
| 373                  | 192            | 121          | 61           | 317          | 32           | 57           | 28         | 29           | 65           | 39         | 163          | 106          | 6         |
| 367                  | 200            | 111          | 56           | 324          | 38           | 43           | 25         | 18           | 46           | 33         | 130          | 157          | 7         |
| 438                  | 281            | 120          | 37           | 401          | 23           | 38           | 23         | 14           | 64           | 49         | 170          | 156          | 8         |
| 512                  | 274            | 170          | 67           | 457          | 40           | 55           | 27         | 28           | 46           | 59         | 168          | 239          | 9         |
| 1 157                | 673            | 400          | 85           | 1 058        | 42           | 99           | 54         | 43           | 208          | 89         | 406          | 455          | 10        |
| 1 084                | 524            | 505          | 55           | 975          | 26           | 108          | 80         | 29           | 218          | 74         | 350          | 442          | 11        |
| 873                  | 435            | 392          | 47           | 804          | 25           | 69           | 48         | 22           | 165          | 52         | 288          | 368          | 12        |
| 958                  | 395            | 519          | 45           | 893          | 41           | 66           | 62         | 4            | 179          | 60         | 270          | 449          | 13        |
| 640                  | 261            | 357          | 23           | 583          | 4            | 57           | 39         | 18           | 100          | 57         | 177          | 306          | 14        |
| 420                  | 133            | 275          | 12           | 383          | 7            | 37           | 30         | 5            | 51           | 34         | 90           | 245          | 15        |
| 481                  | 148            | 321          | 12           | 433          | 3            | 47           | 39         | 8            | 97           | 43         | 124          | 217          | 16        |
| 203                  | 64             | 64           | 75           | 122          | 16           | 81           | 22         | 59           | 30           | 4          | 105          | 64           | 17        |
| <b>603</b>           | <b>567</b>     | <b>690</b>   | <b>396</b>   | <b>614</b>   | <b>399</b>   | <b>500</b>   | <b>580</b> | <b>390</b>   | <b>643</b>   | <b>580</b> | <b>542</b>   | <b>644</b>   | <b>18</b> |
| <b>697</b>           | <b>664</b>     | <b>819</b>   | <b>377</b>   | <b>743</b>   | <b>455</b>   | <b>506</b>   | <b>628</b> | <b>340</b>   | <b>918</b>   | <b>748</b> | <b>573</b>   | <b>812</b>   | <b>19</b> |
| <b>657</b>           | <b>613</b>     | <b>774</b>   | <b>338</b>   | <b>697</b>   | <b>454</b>   | <b>475</b>   | <b>605</b> | <b>300</b>   | <b>829</b>   | <b>714</b> | <b>532</b>   | <b>759</b>   | <b>20</b> |
| 276                  | 104            | 142          | 30           | 229          | 10           | 47           | 27         | 20           | 17           | 33         | 111          | 115          | 21        |
| 734                  | 281            | 353          | 100          | 579          | 28           | 155          | 84         | 71           | 99           | 62         | 349          | 224          | 22        |
| 970                  | 453            | 397          | 119          | 815          | 71           | 155          | 106        | 49           | 149          | 85         | 442          | 293          | 23        |
| 1 169                | 546            | 498          | 126          | 1 004        | 63           | 166          | 101        | 63           | 196          | 88         | 466          | 420          | 24        |
| 970                  | 461            | 426          | 83           | 855          | 43           | 115          | 75         | 40           | 177          | 76         | 355          | 362          | 25        |
| 924                  | 459            | 401          | 64           | 846          | 54           | 78           | 68         | 10           | 160          | 91         | 260          | 413          | 26        |
| 673                  | 315            | 313          | 45           | 644          | 37           | 29           | 21         | 8            | 109          | 51         | 198          | 315          | 27        |
| 565                  | 303            | 235          | 26           | 539          | 17           | 25           | 16         | 9            | 56           | 27         | 159          | 324          | 28        |
| 742                  | 378            | 319          | 44           | 684          | 29           | 58           | 43         | 15           | 128          | 45         | 237          | 331          | 29        |
| 414                  | 220            | 171          | 24           | 382          | 13           | 32           | 21         | 11           | 67           | 23         | 120          | 203          | 30        |
| 256                  | 135            | 102          | 18           | 238          | 7            | 17           | 5          | 12           | 58           | 15         | 50           | 133          | 31        |
| 390                  | 182            | 186          | 22           | 360          | 13           | 30           | 21         | 9            | 66           | 26         | 135          | 163          | 32        |
| 502                  | 260            | 196          | 46           | 454          | 23           | 48           | 23         | 23           | 95           | 32         | 126          | 248          | 33        |
| 254                  | 137            | 91           | 26           | 240          | 17           | 14           | 5          | 9            | 52           | 19         | 56           | 126          | 34        |
| 203                  | 64             | 64           | 75           | 122          | 16           | 81           | 22         | 59           | 30           | 4          | 105          | 64           | 35        |
| <b>26</b>            | <b>27</b>      | <b>26</b>    | <b>20</b>    | <b>27</b>    | <b>24</b>    | <b>19</b>    | <b>19</b>  | <b>17</b>    | <b>27</b>    | <b>24</b>  | <b>22</b>    | <b>29</b>    | <b>36</b> |
| <b>25</b>            | <b>26</b>      | <b>24</b>    | <b>19</b>    | <b>26</b>    | <b>22</b>    | <b>18</b>    | <b>19</b>  | <b>16</b>    | <b>25</b>    | <b>23</b>  | <b>21</b>    | <b>28</b>    | <b>37</b> |
| 148                  | 63             | 80           | 5            | 138          | -            | 10           | 5          | 5            | 14           | 12         | 28           | 95           | 38        |
| 4                    | 1              | 3            | -            | 4            | -            | -            | -          | -            | 1            | -          | -            | 3            | 39        |
| 16                   | 3              | 10           | 3            | 8            | -            | 8            | 5          | 3            | -            | 3          | 5            | 9            | 40        |
| 40                   | 19             | 19           | 2            | 38           | -            | 2            | -          | 2            | 3            | 3          | 14           | 17           | 41        |
| 43                   | 27             | 16           | -            | 43           | -            | -            | -          | -            | 8            | -          | 2            | 33           | 42        |
| 30                   | 5              | 25           | -            | 30           | -            | -            | -          | -            | 1            | 2          | 5            | 21           | 43        |
| 15                   | 8              | 7            | -            | 15           | -            | -            | -          | -            | 1            | -          | 2            | 12           | 44        |
| <b>315</b>           | <b>316</b>     | <b>328</b>   | <b>...</b>   | <b>326</b>   | <b>...</b>   | <b>...</b>   | <b>...</b> | <b>...</b>   | <b>...</b>   | <b>...</b> | <b>...</b>   | <b>339</b>   | <b>45</b> |
| 9 031                | 4 293          | 3 891        | 847          | 7 980        | 438          | 1 051        | 638        | 408          | 1 457        | 680        | 3 165        | 3 730        | 46        |
| 1 144                | 554            | 521          | 68           | 1 038        | 25           | 106          | 63         | 43           | 147          | 78         | 164          | 754          | 47        |
| 2 748                | 1 348          | 1 100        | 299          | 2 462        | 156          | 286          | 143        | 143          | 506          | 250        | 716          | 1 275        | 48        |
| 1 926                | 842            | 881          | 204          | 1 660        | 106          | 267          | 167        | 98           | 280          | 180        | 810          | 657          | 49        |
| 937                  | 423            | 439          | 75           | 816          | 21           | 121          | 67         | 54           | 117          | 61         | 528          | 231          | 50        |
| 794                  | 323            | 414          | 57           | 641          | 21           | 153          | 114        | 36           | 76           | 41         | 482          | 195          | 51        |
| 263                  | 103            | 139          | 22           | 228          | 13           | 36           | 27         | 9            | 18           | 14         | 172          | 59           | 52        |
| 125                  | 53             | 63           | 9            | 111          | 7            | 14           | 12         | 2            | 18           | 11         | 48           | 48           | 53        |
| <b>51</b>            | <b>49</b>      | <b>54</b>    | <b>50</b>    | <b>50</b>    | <b>49</b>    | <b>59</b>    | <b>64</b>  | <b>52</b>    | <b>46</b>    | <b>49</b>  | <b>68</b>    | <b>42</b>    | <b>54</b> |
| 1 095                | 648            | 333          | 113          | 1 025        | 89           | 70           | 46         | 24           | 294          | 45         | 244          | 512          | 55        |
| 6 546                | 3 377          | 2 679        | 490          | 6 066        | 341          | 480          | 328        | 150          | 1 280        | 590        | 1 499        | 3 177        | 56        |
| 2 366                | 1 200          | 1 020        | 146          | 2 215        | 120          | 151          | 124        | 25           | 317          | 61         | 737          | 1 251        | 57        |
| 1 710                | 812            | 718          | 181          | 1 529        | 109          | 181          | 109        | 72           | 198          | 174        | 380          | 959          | 58        |
| 483                  | 222            | 218          | 42           | 430          | 23           | 52           | 33         | 20           | 108          | 120        | 65           | 190          | 59        |
| 201                  | 106            | 81           | 14           | 194          | 7            | 7            | -          | 7            | 76           | 55         | 17           | 53           | 60        |
| 145                  | 77             | 64           | 4            | 139          | 2            | 6            | 4          | 2            | 66           | 37         | 22           | 20           | 61        |
| 70                   | 39             | 25           | 5            | 66           | 3            | 4            | 2          | 2            | 27           | 5          | 25           | 13           | 62        |
| 70                   | 45             | 21           | 4            | 68           | 2            | 2            | -          | 2            | 23           | 9          | 15           | 23           | 63        |
| <b>27</b>            | <b>27</b>      | <b>27</b>    | <b>32</b>    | <b>27</b>    | <b>28</b>    | <b>32</b>    | <b>28</b>  | <b>39</b>    | <b>36</b>    | <b>49</b>  | <b>25</b>    | <b>25</b>    | <b>64</b> |
| 1 501                | 876            | 531          | 94           | 1 425        | 74           | 76           | 56         | 20           | 466          | 130        | 237          | 667          | 65        |
| 1 337                | 844            | 393          | 99           | 1 205        | 25           | 132          | 58         | 74           | 836          | 54         | 262          | 185          | 66        |
| 76                   | 40             | 27           | 9            | 63           | -            | 13           | 3          | 9            | 22           | 10         | 34           | 10           | 67        |
| 76                   | 13             | 30           | 33           | 32           | -            | 44           | 11         | 33           | 34           | 3          | 34           | 7            | 68        |
| 44                   | 12             | 23           | 9            | 36           | 1            | 8            | -          | 8            | 37           | 3          | 2            | 2            | 69        |
| 18                   | 9              | 9            | -            | 14           | -            | 4            | 4          | -            | 18           | -          | -            | -            | 70        |
| 31                   | 13             | 16           | 2            | 28           | -            | 4            | 1          | 2            | 24           | 1          | 5            | 1            | 71        |
| 9                    | 7              | 2            | -            | 9            | -            | -            | -          | -            | 9            | -          | -            | -            | 72        |
| 9                    | 7              | 3            | -            | 9            | -            | -            | -          | -            | 7            | -          | -            | -            | 73        |
| <b>43</b>            | <b>44</b>      | <b>49</b>    | <b>38</b>    | <b>50</b>    | <b>...</b>   | <b>38</b>    | <b>39</b>  | <b>38</b>    | <b>63</b>    | <b>...</b> | <b>28</b>    | <b>30</b>    | <b>74</b> |
| 1 074                | 744            | 284          | 46           | 1 015        | 25           | 59           | 38         | 21           | 685          | 40         | 187          | 162          | 75        |
| 3 949                | 1 477          | 2 024        | 448          | 3 367        | 224          | 583          | 355        | 223          | 391          | 393        | 1 475        | 1 691        | 76        |
| <b>36</b>            | <b>35</b>      | <b>38</b>    | <b>29</b>    | <b>36</b>    | <b>24</b>    | <b>35</b>    | <b>37</b>  | <b>33</b>    | <b>36</b>    | <b>34</b>  | <b>37</b>    | <b>36</b>    | <b>77</b> |



Table 6-13. Selected Housing Costs—Occupied Units With Hispanic Householder—Con.

[Numbers in thousands. Consistent with the 1990 Census. ... means not applicable or sample too small. — means zero or rounds to zero]

| Characteristics  | Total occupied units | Tenure       |            | Housing unit characteristics |              |                   |            | Household characteristics   |                    |                     |
|--|----------------------|--------------|------------|------------------------------|--------------|-------------------|------------|-----------------------------|--------------------|---------------------|
|  |                      | Owner        | Renter     | New construction 4 years     | Mobile homes | Physical problems |            | Elderly (65 years and over) | Moved in past year | Below poverty level |
|  |                      |              |            |                              |              | Severe            | Moderate   |                             |                    |                     |
| <b>Monthly Costs Paid for Selected Utilities and Fuels</b> |                      |              |            |                              |              |                   |            |                             |                    |                     |
| 1 Water paid separately .....                              | 3 991                | 3 196        | 795        | 249                          | 157          | 84                | 313        | 551                         | 623                | 581                 |
| 2 <b>Median</b> .....                                      | <b>34</b>            | <b>36</b>    | <b>24</b>  | <b>36</b>                    | <b>27</b>    | <b>24</b>         | <b>37</b>  | <b>29</b>                   | <b>26</b>          | <b>30</b>           |
| 3 Trash paid separately .....                              | 2 458                | 2 016        | 442        | 156                          | 103          | 43                | 163        | 337                         | 312                | 340                 |
| 4 <b>Median</b> .....                                      | <b>18</b>            | <b>19</b>    | <b>15</b>  | <b>18</b>                    | <b>14</b>    | <b>7</b>          | <b>17</b>  | <b>17</b>                   | <b>15</b>          | <b>18</b>           |
| 5 Bottled gas paid separately .....                        | 363                  | 281          | 82         | 20                           | 114          | 7                 | 40         | 59                          | 45                 | 86                  |
| 6 <b>Median</b> .....                                      | <b>42</b>            | <b>45</b>    | <b>30</b>  | <b>...</b>                   | <b>48</b>    | <b>...</b>        | <b>...</b> | <b>44</b>                   | <b>...</b>         | <b>47</b>           |
| 7 Other fuel paid separately .....                         | 351                  | 259          | 91         | 22                           | 58           | 9                 | 24         | 50                          | 53                 | 70                  |
| 8 <b>Median</b> .....                                      | <b>10-</b>           | <b>10</b>    | <b>10-</b> | <b>...</b>                   | <b>10-</b>   | <b>...</b>        | <b>...</b> | <b>...</b>                  | <b>...</b>         | <b>10-</b>          |
| <b>OWNER OCCUPIED UNITS</b>                                |                      |              |            |                              |              |                   |            |                             |                    |                     |
| 9 <b>Total</b> .....                                       | <b>4 087</b>         | <b>4 087</b> | <b>...</b> | <b>269</b>                   | <b>269</b>   | <b>79</b>         | <b>281</b> | <b>667</b>                  | <b>452</b>         | <b>532</b>          |
| <b>Cost and Ownership Sharing</b>                          |                      |              |            |                              |              |                   |            |                             |                    |                     |
| 10 Ownership shared by person not living here .....        | 196                  | 196          | ...        | 5                            | 12           | 7                 | 12         | 32                          | 13                 | 43                  |
| 11 Costs shared by person not living here .....            | 41                   | 41           | ...        | —                            | —            | 1                 | 8          | —                           | 1                  | 14                  |
| 12 Costs not shared .....                                  | 155                  | 155          | ...        | 5                            | 12           | 6                 | 4          | 32                          | 12                 | 29                  |
| 13 Cost sharing not reported .....                         | —                    | —            | ...        | —                            | —            | —                 | —          | —                           | —                  | —                   |
| 14 Ownership not shared .....                              | 3 736                | 3 736        | ...        | 250                          | 164          | 69                | 257        | 628                         | 409                | 441                 |
| 15 Costs shared by person not living here .....            | 58                   | 58           | ...        | 9                            | 2            | —                 | 1          | 15                          | 8                  | 14                  |
| 16 Costs not shared .....                                  | 3 678                | 3 678        | ...        | 241                          | 162          | 69                | 256        | 613                         | 401                | 427                 |
| 17 Cost sharing not reported .....                         | —                    | —            | ...        | —                            | —            | —                 | —          | —                           | —                  | —                   |
| 18 Ownership sharing not reported .....                    | 155                  | 155          | ...        | 14                           | 93           | 2                 | 12         | 8                           | 29                 | 48                  |
| <b>Monthly Payment for Principal and Interest</b>          |                      |              |            |                              |              |                   |            |                             |                    |                     |
| 19 One or more regular mortgages .....                     | 2 598                | 2 598        | ...        | 219                          | 97           | 43                | 113        | 200                         | 365                | 263                 |
| 20 Less than \$100 .....                                   | 82                   | 82           | ...        | 5                            | 5            | 3                 | 2          | 7                           | 7                  | 29                  |
| 21 \$100 to \$199 .....                                    | 107                  | 107          | ...        | 8                            | 28           | 7                 | 14         | 28                          | 5                  | 17                  |
| 22 \$200 to \$249 .....                                    | 82                   | 82           | ...        | 2                            | 2            | 5                 | 10         | 23                          | 2                  | 8                   |
| 23 \$250 to \$299 .....                                    | 122                  | 122          | ...        | 6                            | 12           | 1                 | 8          | 16                          | 12                 | 30                  |
| 24 \$300 to \$349 .....                                    | 117                  | 117          | ...        | 4                            | 9            | 5                 | 9          | 21                          | 7                  | 19                  |
| 25 \$350 to \$399 .....                                    | 147                  | 147          | ...        | 13                           | 24           | 2                 | 14         | 10                          | 18                 | 26                  |
| 26 \$400 to \$449 .....                                    | 162                  | 162          | ...        | 13                           | 4            | 2                 | 5          | 8                           | 18                 | 19                  |
| 27 \$450 to \$499 .....                                    | 146                  | 146          | ...        | 12                           | 9            | 1                 | 4          | 10                          | 27                 | 14                  |
| 28 \$500 to \$599 .....                                    | 286                  | 286          | ...        | 15                           | 2            | 3                 | 8          | 17                          | 52                 | 32                  |
| 29 \$600 to \$699 .....                                    | 274                  | 274          | ...        | 26                           | 2            | 3                 | 12         | 21                          | 41                 | 21                  |
| 30 \$700 to \$799 .....                                    | 157                  | 157          | ...        | 13                           | —            | 3                 | 3          | 4                           | 20                 | 2                   |
| 31 \$800 to \$999 .....                                    | 351                  | 351          | ...        | 33                           | —            | 5                 | 6          | 15                          | 53                 | 10                  |
| 32 \$1,000 to \$1,249 .....                                | 294                  | 294          | ...        | 40                           | —            | 2                 | 6          | 6                           | 50                 | 18                  |
| 33 \$1,250 to \$1,499 .....                                | 114                  | 114          | ...        | 10                           | —            | 1                 | —          | 1                           | 18                 | 6                   |
| 34 \$1,500 or more .....                                   | 157                  | 157          | ...        | 19                           | —            | —                 | 10         | 12                          | 35                 | 12                  |
| 35 <b>Median</b> .....                                     | <b>617</b>           | <b>617</b>   | <b>...</b> | <b>747</b>                   | <b>308</b>   | <b>...</b>        | <b>397</b> | <b>376</b>                  | <b>683</b>         | <b>408</b>          |
| <b>Average Monthly Cost Paid for Real Estate Taxes</b>     |                      |              |            |                              |              |                   |            |                             |                    |                     |
| 36 Less than \$25 .....                                    | 654                  | 654          | ...        | 24                           | 153          | 24                | 105        | 166                         | 73                 | 189                 |
| 37 \$25 to \$49 .....                                      | 659                  | 659          | ...        | 20                           | 64           | 16                | 73         | 135                         | 59                 | 103                 |
| 38 \$50 to \$74 .....                                      | 659                  | 659          | ...        | 56                           | 33           | 7                 | 39         | 98                          | 63                 | 85                  |
| 39 \$75 to \$99 .....                                      | 462                  | 462          | ...        | 26                           | 8            | 7                 | 18         | 62                          | 64                 | 42                  |
| 40 \$100 to \$149 .....                                    | 684                  | 684          | ...        | 48                           | 4            | 14                | 20         | 83                          | 74                 | 67                  |
| 41 \$150 to \$199 .....                                    | 333                  | 333          | ...        | 24                           | 1            | 6                 | 5          | 46                          | 38                 | 17                  |
| 42 \$200 or more .....                                     | 634                  | 634          | ...        | 71                           | 6            | 5                 | 22         | 77                          | 82                 | 31                  |
| 43 <b>Median</b> .....                                     | <b>79</b>            | <b>79</b>    | <b>...</b> | <b>108</b>                   | <b>25-</b>   | <b>49</b>         | <b>37</b>  | <b>58</b>                   | <b>87</b>          | <b>44</b>           |
| <b>Annual Taxes Paid per \$1,000 Value</b>                 |                      |              |            |                              |              |                   |            |                             |                    |                     |
| 44 Less than \$5 .....                                     | 743                  | 743          | ...        | 40                           | 68           | 23                | 56         | 212                         | 79                 | 162                 |
| 45 \$5 to \$9 .....  | 1 182                | 1 182        | ...        | 98                           | 43           | 24                | 74         | 168                         | 148                | 146                 |
| 46 \$10 to \$14 .....                                      | 930                  | 930          | ...        | 72                           | 63           | 10                | 31         | 150                         | 103                | 87                  |
| 47 \$15 to \$19 .....                                      | 443                  | 443          | ...        | 22                           | 15           | 10                | 38         | 62                          | 56                 | 51                  |
| 48 \$20 to \$24 .....                                      | 300                  | 300          | ...        | 24                           | 12           | 2                 | 28         | 29                          | 26                 | 21                  |
| 49 \$25 or more .....                                      | 489                  | 489          | ...        | 14                           | 68           | 9                 | 54         | 47                          | 40                 | 66                  |
| 50 <b>Median</b> .....                                     | <b>11</b>            | <b>11</b>    | <b>...</b> | <b>10</b>                    | <b>12</b>    | <b>8</b>          | <b>12</b>  | <b>9</b>                    | <b>10</b>          | <b>9</b>            |
| <b>Routine Maintenance in Last Year</b>                    |                      |              |            |                              |              |                   |            |                             |                    |                     |
| 51 Less than \$25 per month .....                          | 1 850                | 1 850        | ...        | 211                          | 154          | 49                | 150        | 344                         | 223                | 290                 |
| 52 \$25 to \$49 .....                                      | 901                  | 901          | ...        | 23                           | 43           | 12                | 55         | 150                         | 72                 | 93                  |
| 53 \$50 to \$74 .....                                      | 156                  | 156          | ...        | 2                            | 18           | 5                 | 26         | 19                          | 5                  | 16                  |
| 54 \$75 to \$99 .....                                      | 275                  | 275          | ...        | 2                            | 11           | 6                 | 12         | 37                          | 12                 | 20                  |
| 55 \$100 to \$149 .....                                    | 96                   | 96           | ...        | —                            | —            | —                 | 5          | 18                          | 2                  | 14                  |
| 56 \$150 to \$199 .....                                    | 122                  | 122          | ...        | —                            | 4            | —                 | 2          | 12                          | 9                  | 8                   |
| 57 \$200 or more per month .....                           | 155                  | 155          | ...        | 4                            | 1            | 1                 | 7          | 27                          | 18                 | 13                  |
| 58 Not reported .....                                      | 532                  | 532          | ...        | 25                           | 39           | 5                 | 24         | 60                          | 111                | 78                  |
| 59 <b>Median</b> .....                                     | <b>25-</b>           | <b>25-</b>   | <b>...</b> | <b>25-</b>                   | <b>25-</b>   | <b>25-</b>        | <b>25-</b> | <b>25-</b>                  | <b>25-</b>         | <b>25-</b>          |
| <b>Condominium and Cooperative Fee</b>                     |                      |              |            |                              |              |                   |            |                             |                    |                     |
| 60 Fee paid by owners .....                                | 184                  | 184          | ...        | 8                            | —            | 6                 | 17         | 48                          | 32                 | 30                  |
| 61 Less than \$25 per month .....                          | 4                    | 4            | ...        | 2                            | —            | —                 | —          | —                           | —                  | —                   |
| 62 \$25 to \$49 .....                                      | 6                    | 6            | ...        | —                            | —            | —                 | —          | —                           | —                  | —                   |
| 63 \$50 to \$74 .....                                      | 11                   | 11           | ...        | 2                            | —            | —                 | 2          | 2                           | 5                  | 4                   |
| 64 \$75 to \$99 .....                                      | 16                   | 16           | ...        | 2                            | —            | —                 | —          | 8                           | 5                  | —                   |
| 65 \$100 to \$149 .....                                    | 20                   | 20           | ...        | 1                            | —            | —                 | 1          | 7                           | 4                  | 4                   |
| 66 \$150 to \$199 .....                                    | 47                   | 47           | ...        | 1                            | —            | 6                 | 5          | 12                          | 4                  | 3                   |
| 67 \$200 or more per month .....                           | 28                   | 28           | ...        | —                            | —            | —                 | 3          | 10                          | 3                  | 6                   |
| 68 Not reported .....                                      | 52                   | 52           | ...        | —                            | —            | —                 | 6          | 9                           | 11                 | 14                  |
| 69 <b>Median</b> .....                                     | <b>160</b>           | <b>160</b>   | <b>...</b> | <b>...</b>                   | <b>...</b>   | <b>...</b>        | <b>...</b> | <b>...</b>                  | <b>...</b>         | <b>...</b>          |
| <b>Other Housing Costs per Month</b>                       |                      |              |            |                              |              |                   |            |                             |                    |                     |
| 70 Homeowner association fee paid .....                    | 273                  | 273          | ...        | 83                           | —            | —                 | 4          | 41                          | 65                 | 7                   |
| 71 <b>Median</b> .....                                     | <b>31</b>            | <b>31</b>    | <b>...</b> | <b>33</b>                    | <b>...</b>   | <b>...</b>        | <b>...</b> | <b>...</b>                  | <b>23</b>          | <b>...</b>          |
| 72 Mobile home park fee paid .....                         | 8                    | 8            | ...        | —                            | 8            | 1                 | —          | —                           | —                  | 5                   |
| 73 <b>Median</b> .....                                     | <b>...</b>           | <b>...</b>   | <b>...</b> | <b>...</b>                   | <b>...</b>   | <b>...</b>        | <b>...</b> | <b>...</b>                  | <b>...</b>         | <b>...</b>          |
| 74 Land rent fee paid .....                                | 17                   | 17           | ...        | 2                            | —            | —                 | 2          | 5                           | 2                  | 7                   |
| 75 <b>Median</b> .....                                     | <b>...</b>           | <b>...</b>   | <b>...</b> | <b>...</b>                   | <b>...</b>   | <b>...</b>        | <b>...</b> | <b>...</b>                  | <b>...</b>         | <b>...</b>          |

<sup>1</sup>Beginning with 1989 this item uses current income in its calculation, see Appendix A.

<sup>2</sup>May reflect a temporary situation, living off savings, or response error.

| Total occupied units | In MSAs        |              | Outside MSAs | Urban        |              | Rural      |            |              | Regions    |            |              |              |            |
|----------------------|----------------|--------------|--------------|--------------|--------------|------------|------------|--------------|------------|------------|--------------|--------------|------------|
|                      | Central cities | Suburbs      |              | Total        | Outside MSAs | Total      | Suburbs    | Outside MSAs | Northeast  | Midwest    | South        | West         |            |
| 3 991                | 1 510          | 2 063        | 418          | 3 406        | 234          | 585        | 398        | 184          | 282        | 331        | 1 742        | 1 636        | 1          |
| <b>34</b>            | <b>34</b>      | <b>34</b>    | <b>29</b>    | <b>34</b>    | <b>34</b>    | <b>29</b>  | <b>32</b>  | <b>24</b>    | <b>29</b>  | <b>25</b>  | <b>35</b>    | <b>34</b>    | <b>2</b>   |
| 2 458                | 816            | 1 297        | 346          | 2 037        | 191          | 421        | 264        | 155          | 86         | 186        | 858          | 1 328        | 3          |
| <b>18</b>            | <b>19</b>      | <b>16</b>    | <b>16</b>    | <b>18</b>    | <b>18</b>    | <b>16</b>  | <b>18</b>  | <b>12</b>    | <b>17</b>  | <b>16</b>  | <b>18</b>    | <b>19</b>    | <b>4</b>   |
| 363                  | 53             | 187          | 123          | 138          | 13           | 225        | 115        | 110          | 37         | 27         | 193          | 105          | 5          |
| <b>42</b>            | <b>34</b>      | <b>58</b>    | <b>37</b>    | <b>46</b>    | <b>37</b>    | <b>46</b>  | <b>37</b>  | <b>56</b>    | <b>...</b> | <b>...</b> | <b>32</b>    | <b>50</b>    | <b>6</b>   |
| 351                  | 74             | 153          | 123          | 210          | 27           | 141        | 45         | 96           | 29         | 16         | 94           | 211          | 7          |
| <b>10-</b>           | <b>10-</b>     | <b>10-</b>   | <b>10-</b>   | <b>10-</b>   | <b>...</b>   | <b>14</b>  | <b>...</b> | <b>12</b>    | <b>...</b> | <b>...</b> | <b>10-</b>   | <b>11</b>    | <b>8</b>   |
| <b>4 087</b>         | <b>1 502</b>   | <b>2 096</b> | <b>489</b>   | <b>3 413</b> | <b>232</b>   | <b>674</b> | <b>412</b> | <b>257</b>   | <b>369</b> | <b>359</b> | <b>1 691</b> | <b>1 668</b> | <b>9</b>   |
| 196                  | 77             | 104          | 15           | 162          | 5            | 34         | 24         | 10           | 17         | 17         | 70           | 92           | 10         |
| 41                   | 21             | 20           | -            | 35           | -            | 6          | 6          | -            | 6          | 3          | 11           | 21           | 11         |
| 155                  | 55             | 84           | 15           | 127          | 5            | 28         | 18         | 10           | 11         | 14         | 58           | 72           | 12         |
| -                    | -              | -            | -            | -            | -            | -          | -          | -            | -          | -          | -            | -            | 13         |
| 3 736                | 1 392          | 1 923        | 421          | 3 140        | 209          | 595        | 379        | 212          | 339        | 333        | 1 549        | 1 514        | 14         |
| 58                   | 29             | 24           | 5            | 53           | 2            | 5          | 2          | 2            | 2          | 5          | 33           | 17           | 15         |
| 3 678                | 1 363          | 1 899        | 416          | 3 087        | 207          | 591        | 376        | 210          | 337        | 328        | 1 516        | 1 497        | 16         |
| -                    | -              | -            | -            | -            | -            | -          | -          | -            | -          | -          | -            | -            | 17         |
| 155                  | 33             | 69           | 53           | 110          | 18           | 45         | 10         | 35           | 13         | 9          | 72           | 61           | 18         |
| 2 598                | 949            | 1 413        | 235          | 2 249        | 131          | 348        | 240        | 104          | 242        | 248        | 948          | 1 159        | 19         |
| 82                   | 25             | 45           | 12           | 67           | 3            | 15         | 6          | 9            | 10         | 11         | 24           | 37           | 20         |
| 107                  | 50             | 38           | 19           | 86           | 11           | 21         | 13         | 8            | 9          | 15         | 55           | 29           | 21         |
| 82                   | 32             | 34           | 17           | 71           | 8            | 11         | 2          | 8            | 11         | 5          | 39           | 28           | 22         |
| 122                  | 49             | 52           | 20           | 97           | 7            | 25         | 11         | 13           | 5          | 11         | 71           | 35           | 23         |
| 117                  | 51             | 47           | 19           | 99           | 10           | 18         | 9          | 9            | 7          | 11         | 54           | 46           | 24         |
| 147                  | 84             | 41           | 22           | 125          | 9            | 21         | 6          | 13           | 9          | 10         | 78           | 49           | 25         |
| 162                  | 60             | 77           | 25           | 126          | 17           | 36         | 28         | 8            | 19         | 11         | 85           | 47           | 26         |
| 146                  | 60             | 54           | 32           | 123          | 25           | 23         | 16         | 7            | 13         | 13         | 58           | 63           | 27         |
| 286                  | 97             | 163          | 26           | 238          | 16           | 48         | 39         | 9            | 17         | 38         | 121          | 109          | 28         |
| 274                  | 112            | 150          | 12           | 245          | 12           | 29         | 29         | -            | 26         | 24         | 108          | 116          | 29         |
| 157                  | 48             | 98           | 11           | 148          | 7            | 9          | 5          | 4            | 16         | 16         | 56           | 69           | 30         |
| 351                  | 116            | 228          | 8            | 313          | 5            | 38         | 35         | 3            | 27         | 38         | 81           | 205          | 31         |
| 294                  | 76             | 210          | 7            | 267          | 2            | 27         | 19         | 5            | 24         | 27         | 69           | 174          | 32         |
| 114                  | 39             | 68           | 7            | 102          | -            | 12         | 5          | 7            | 23         | 8          | 24           | 59           | 33         |
| 157                  | 49             | 107          | -            | 142          | -            | 15         | 15         | -            | 26         | 12         | 26           | 93           | 34         |
| <b>617</b>           | <b>564</b>     | <b>705</b>   | <b>420</b>   | <b>638</b>   | <b>454</b>   | <b>507</b> | <b>571</b> | <b>366</b>   | <b>682</b> | <b>602</b> | <b>508</b>   | <b>731</b>   | <b>35</b>  |
| 654                  | 223            | 255          | 176          | 497          | 71           | 157        | 53         | 105          | 38         | 29         | 347          | 240          | 36         |
| 659                  | 258            | 269          | 132          | 502          | 64           | 157        | 87         | 68           | 27         | 48         | 265          | 319          | 37         |
| 659                  | 267            | 310          | 83           | 539          | 43           | 120        | 81         | 40           | 20         | 36         | 290          | 313          | 38         |
| 462                  | 187            | 231          | 44           | 416          | 32           | 46         | 32         | 12           | 25         | 47         | 178          | 212          | 39         |
| 684                  | 284            | 378          | 22           | 604          | 15           | 80         | 74         | 7            | 54         | 61         | 313          | 257          | 40         |
| 333                  | 112            | 205          | 16           | 285          | 2            | 48         | 34         | 14           | 36         | 46         | 98           | 152          | 41         |
| 634                  | 169            | 447          | 17           | 570          | 6            | 65         | 53         | 12           | 169        | 92         | 201          | 174          | 42         |
| <b>79</b>            | <b>75</b>      | <b>98</b>    | <b>38</b>    | <b>85</b>    | <b>43</b>    | <b>55</b>  | <b>71</b>  | <b>34</b>    | <b>178</b> | <b>116</b> | <b>70</b>    | <b>72</b>    | <b>43</b>  |
| 743                  | 265            | 324          | 154          | 596          | 59           | 147        | 52         | 95           | 29         | 27         | 255          | 432          | 44         |
| 1 182                | 439            | 591          | 151          | 977          | 84           | 205        | 133        | 67           | 35         | 78         | 336          | 733          | 45         |
| 930                  | 333            | 532          | 65           | 793          | 37           | 137        | 110        | 28           | 80         | 87         | 415          | 348          | 46         |
| 443                  | 167            | 242          | 34           | 376          | 17           | 67         | 50         | 17           | 49         | 65         | 257          | 72           | 47         |
| 300                  | 125            | 145          | 30           | 258          | 13           | 42         | 25         | 17           | 52         | 42         | 186          | 21           | 48         |
| 489                  | 172            | 262          | 55           | 412          | 21           | 77         | 43         | 34           | 124        | 61         | 242          | 62           | 49         |
| <b>11</b>            | <b>11</b>      | <b>11</b>    | <b>8</b>     | <b>11</b>    | <b>8</b>     | <b>10</b>  | <b>11</b>  | <b>8</b>     | <b>19</b>  | <b>14</b>  | <b>13</b>    | <b>8</b>     | <b>50</b>  |
| 1 850                | 643            | 906          | 301          | 1 503        | 140          | 347        | 182        | 161          | 124        | 162        | 764          | 800          | 51         |
| 901                  | 348            | 472          | 80           | 787          | 36           | 114        | 69         | 45           | 57         | 82         | 407          | 355          | 52         |
| 156                  | 63             | 75           | 18           | 125          | 12           | 31         | 25         | 6            | 14         | 7          | 78           | 56           | 53         |
| 275                  | 107            | 150          | 18           | 229          | 5            | 46         | 33         | 13           | 44         | 17         | 101          | 114          | 54         |
| 96                   | 42             | 52           | 2            | 89           | 7            | 7          | -          | -            | 17         | 5          | 37           | 37           | 55         |
| 122                  | 57             | 56           | 8            | 109          | -            | 13         | 4          | 8            | 15         | 15         | 39           | 52           | 56         |
| 155                  | 82             | 64           | 8            | 143          | 2            | 12         | 6          | 6            | 45         | 6          | 35           | 68           | 57         |
| 532                  | 159            | 320          | 53           | 429          | 35           | 104        | 86         | 18           | 52         | 65         | 231          | 184          | 58         |
| <b>25-</b>           | <b>27</b>      | <b>25-</b>   | <b>25-</b>   | <b>25-</b>   | <b>25-</b>   | <b>25-</b> | <b>25-</b> | <b>25-</b>   | <b>40</b>  | <b>25-</b> | <b>25-</b>   | <b>25-</b>   | <b>25-</b> |
| 184                  | 80             | 99           | 5            | 168          | 4            | 16         | 15         | 1            | 39         | 12         | 88           | 45           | 60         |
| 4                    | -              | 2            | 2            | 4            | 2            | -          | -          | -            | -          | -          | 2            | 2            | 61         |
| 6                    | 3              | 4            | -            | 6            | -            | -          | -          | -            | -          | -          | 6            | -            | 62         |
| 11                   | 6              | 4            | -            | 9            | -            | 2          | 2          | -            | 4          | 3          | 4            | -            | 63         |
| 16                   | 3              | 13           | -            | 9            | -            | 7          | 7          | -            | -          | 3          | 10           | 2            | 64         |
| 20                   | 8              | 11           | 1            | 19           | -            | 1          | -          | 1            | -          | 1          | 11           | 8            | 65         |
| 47                   | 15             | 32           | -            | 44           | -            | 3          | 3          | -            | 7          | 3          | 24           | 14           | 66         |
| 28                   | 11             | 18           | -            | 26           | -            | 3          | 3          | -            | 6          | 2          | 13           | 8            | 67         |
| 52                   | 33             | 16           | 2            | 52           | 2            | -          | -          | -            | 23         | 1          | 18           | 10           | 68         |
| <b>160</b>           | <b>159</b>     | <b>163</b>   | <b>...</b>   | <b>163</b>   | <b>...</b>   | <b>...</b> | <b>...</b> | <b>...</b>   | <b>...</b> | <b>...</b> | <b>154</b>   | <b>...</b>   | <b>69</b>  |
| 273                  | 52             | 210          | 10           | 215          | 5            | 58         | 52         | 6            | 13         | 14         | 157          | 89           | 70         |
| <b>31</b>            | <b>...</b>     | <b>34</b>    | <b>...</b>   | <b>29</b>    | <b>...</b>   | <b>36</b>  | <b>...</b> | <b>...</b>   | <b>...</b> | <b>...</b> | <b>26</b>    | <b>33</b>    | <b>71</b>  |
| 8                    | -              | 8            | -            | 8            | -            | -          | -          | -            | -          | -          | 2            | 6            | 72         |
| ...                  | ...            | ...          | ...          | ...          | ...          | ...        | ...        | ...          | ...        | ...        | ...          | ...          | 73         |
| 17                   | 6              | 10           | -            | 17           | -            | -          | -          | -            | 5          | -          | 5            | 7            | 74         |
| ...                  | ...            | ...          | ...          | ...          | ...          | ...        | ...        | ...          | ...        | ...        | ...          | ...          | 75         |

**Table 6-14. Value, Purchase Price, and Source of Down Payment—Owner Occupied Units With**

[Numbers in thousands. Consistent with the 1990 Census. ... means not applicable or sample too small. – means zero or rounds to zero]

|           | Characteristics                                       | Total occupied units | Tenure        |        | Housing unit characteristics |               |                   |               | Household characteristics   |                    |                     |
|-----------|---|----------------------|---------------|--------|------------------------------|---------------|-------------------|---------------|-----------------------------|--------------------|---------------------|
|           |   |                      | Owner         | Renter | New construction 4 years     | Mobile homes  | Physical problems |               | Elderly (65 years and over) | Moved in past year | Below poverty level |
|           |   |                      |               |        |                              |               | Severe            | Moderate      |                             |                    |                     |
| <b>1</b>  | <b>Total .....</b>                                    | <b>4 087</b>         | <b>4 087</b>  | ...    | <b>269</b>                   | <b>269</b>    | <b>79</b>         | <b>281</b>    | <b>667</b>                  | <b>452</b>         | <b>532</b>          |
|           | <b>Value</b>  |                      |               |        |                              |               |                   |               |                             |                    |                     |
| 2         | Less than \$10,000 .....                              | 133                  | 133           | ...    | –                            | 106           | 1                 | 23            | 14                          | 13                 | 46                  |
| 3         | \$10,000 to \$19,999 .....                            | 139                  | 139           | ...    | –                            | 61            | 5                 | 31            | 13                          | 9                  | 37                  |
| 4         | \$20,000 to \$29,999 .....                            | 159                  | 159           | ...    | 10                           | 31            | 15                | 52            | 30                          | 12                 | 53                  |
| 5         | \$30,000 to \$39,999 .....                            | 154                  | 154           | ...    | 6                            | 28            | 7                 | 34            | 19                          | 14                 | 27                  |
| 6         | \$40,000 to \$49,999 .....                            | 192                  | 192           | ...    | 6                            | 14            | 2                 | 39            | 35                          | 15                 | 26                  |
| 7         | \$50,000 to \$59,999 .....                            | 224                  | 224           | ...    | –                            | 8             | 3                 | 18            | 47                          | 19                 | 31                  |
| 8         | \$60,000 to \$69,999 .....                            | 286                  | 286           | ...    | 8                            | 3             | 8                 | 8             | 61                          | 38                 | 53                  |
| 9         | \$70,000 to \$79,999 .....                            | 247                  | 247           | ...    | 6                            | 4             | 7                 | 4             | 66                          | 34                 | 39                  |
| 10        | \$80,000 to \$99,999 .....                            | 543                  | 543           | ...    | 54                           | 12            | 6                 | 12            | 70                          | 39                 | 50                  |
| 11        | \$100,000 to \$119,999 .....                          | 348                  | 348           | ...    | 24                           | –             | 1                 | 12            | 54                          | 42                 | 26                  |
| 12        | \$120,000 to \$149,999 .....                          | 526                  | 526           | ...    | 42                           | 2             | 15                | 6             | 74                          | 85                 | 42                  |
| 13        | \$150,000 to \$199,999 .....                          | 563                  | 563           | ...    | 41                           | –             | 2                 | 16            | 70                          | 65                 | 52                  |
| 14        | \$200,000 to \$249,999 .....                          | 224                  | 224           | ...    | 22                           | –             | 6                 | 12            | 43                          | 21                 | 13                  |
| 15        | \$250,000 to \$299,999 .....                          | 138                  | 138           | ...    | 23                           | –             | 1                 | 6             | 34                          | 20                 | 11                  |
| 16        | \$300,000 or more .....                               | 211                  | 211           | ...    | 28                           | –             | 1                 | 10            | 38                          | 27                 | 27                  |
| <b>17</b> | <b>Median .....</b>                                   | <b>98 749</b>        | <b>98 749</b> | ...    | <b>135 040</b>               | <b>14 685</b> | <b>68 183</b>     | <b>39 969</b> | <b>93 967</b>               | <b>116 680</b>     | <b>68 903</b>       |
|           | <b>Ratio of Value to Current Income</b>               |                      |               |        |                              |               |                   |               |                             |                    |                     |
| 18        | Less than 1.5 .....                                   | 1 202                | 1 202         | ...    | 31                           | 202           | 23                | 162           | 120                         | 86                 | 68                  |
| 19        | 1.5 to 1.9 .....                                      | 501                  | 501           | ...    | 34                           | 14            | 2                 | 15            | 33                          | 82                 | 14                  |
| 20        | 2.0 to 2.4 .....                                      | 430                  | 430           | ...    | 37                           | 7             | 1                 | 12            | 38                          | 44                 | 16                  |
| 21        | 2.5 to 2.9 .....                                      | 407                  | 407           | ...    | 27                           | 9             | 15                | 25            | 63                          | 46                 | 33                  |
| 22        | 3.0 to 3.9 .....                                      | 502                  | 502           | ...    | 73                           | 14            | 8                 | 7             | 75                          | 76                 | 27                  |
| 23        | 4.0 to 4.9 .....                                      | 225                  | 225           | ...    | 18                           | 4             | 8                 | 9             | 45                          | 31                 | 26                  |
| 24        | 5.0 or more .....                                     | 750                  | 750           | ...    | 41                           | 14            | 19                | 49            | 269                         | 71                 | 283                 |
| 25        | Zero or negative income .....                         | 70                   | 70            | ...    | 9                            | 6             | 3                 | 2             | 24                          | 16                 | 67                  |
| <b>26</b> | <b>Median .....</b>                                   | <b>2.4</b>           | <b>2.4</b>    | ...    | <b>3.0</b>                   | <b>1.5-</b>   | <b>2.9</b>        | <b>1.5-</b>   | <b>3.9</b>                  | <b>2.6</b>         | <b>5.0+</b>         |
|           | <b>Other Activities on Property</b>                   |                      |               |        |                              |               |                   |               |                             |                    |                     |
| 27        | Medical or commercial establishment .....             | 47                   | 47            | ...    | –                            | –             | –                 | 5             | 7                           | 2                  | 8                   |
| 28        | Neither .....   | 4 040                | 4 040         | ...    | 269                          | 269           | 79                | 277           | 660                         | 450                | 524                 |
|           | <b>Year Unit Acquired</b>                             |                      |               |        |                              |               |                   |               |                             |                    |                     |
| 29        | 2000 to 2004 .....                                    | –                    | –             | ...    | –                            | –             | –                 | –             | –                           | –                  | –                   |
| 30        | 1995 to 1999 .....                                    | 1 441                | 1 441         | ...    | 269                          | 125           | 8                 | 71            | 60                          | 345                | 182                 |
| 31        | 1990 to 1994 .....                                    | 1 050                | 1 050         | ...    | –                            | 82            | 25                | 83            | 61                          | 68                 | 100                 |
| 32        | 1985 to 1989 .....                                    | 538                  | 538           | ...    | –                            | 45            | 13                | 60            | 67                          | 11                 | 79                  |
| 33        | 1980 to 1984 .....                                    | 256                  | 256           | ...    | –                            | 4             | 1                 | 16            | 71                          | 14                 | 40                  |
| 34        | 1975 to 1979 .....                                    | 265                  | 265           | ...    | –                            | 10            | 16                | 9             | 73                          | 8                  | 36                  |
| 35        | 1970 to 1974 .....                                    | 183                  | 183           | ...    | –                            | –             | 4                 | 6             | 90                          | 1                  | 26                  |
| 36        | 1960 to 1969 .....                                    | 182                  | 182           | ...    | –                            | 3             | 5                 | 20            | 104                         | –                  | 39                  |
| 37        | 1950 to 1959 .....                                    | 132                  | 132           | ...    | –                            | –             | 3                 | 10            | 115                         | –                  | 14                  |
| 38        | 1940 to 1949 .....                                    | 29                   | 29            | ...    | –                            | –             | 3                 | 3             | 21                          | 4                  | 13                  |
| 39        | 1939 or earlier .....                                 | 10                   | 10            | ...    | –                            | –             | –                 | 3             | 5                           | –                  | 5                   |
| <b>40</b> | <b>Median .....</b>                                   | <b>1992</b>          | <b>1992</b>   | ...    | ...                          | <b>1994</b>   | <b>1988</b>       | <b>1991</b>   | <b>1975</b>                 | <b>1995+</b>       | <b>1991</b>         |
|           | <b>First Time Owners</b>                              |                      |               |        |                              |               |                   |               |                             |                    |                     |
| 41        | First home ever owned .....                           | 2 496                | 2 496         | ...    | 132                          | 163           | 56                | 212           | 370                         | 283                | 361                 |
| 42        | Not first home .....                                  | 1 533                | 1 533         | ...    | 135                          | 100           | 23                | 67            | 291                         | 164                | 161                 |
| 43        | Not reported .....                                    | 57                   | 57            | ...    | 2                            | 6             | –                 | 2             | 7                           | 4                  | 11                  |
|           | <b>Purchase Price</b>                                 |                      |               |        |                              |               |                   |               |                             |                    |                     |
| 44        | Home purchased or built .....                         | 3 925                | 3 925         | ...    | 267                          | 257           | 76                | 271           | 643                         | 442                | 495                 |
| 45        | Less than \$10,000 .....                              | 302                  | 302           | ...    | 4                            | 102           | 18                | 80            | 81                          | 19                 | 87                  |
| 46        | \$10,000 to \$19,999 .....                            | 359                  | 359           | ...    | –                            | 41            | 8                 | 59            | 141                         | 17                 | 73                  |
| 47        | \$20,000 to \$29,999 .....                            | 309                  | 309           | ...    | 10                           | 35            | 7                 | 34            | 72                          | 25                 | 51                  |
| 48        | \$30,000 to \$39,999 .....                            | 241                  | 241           | ...    | 3                            | 27            | 4                 | 27            | 48                          | 10                 | 37                  |
| 49        | \$40,000 to \$49,999 .....                            | 260                  | 260           | ...    | 7                            | 16            | 9                 | 13            | 35                          | 27                 | 25                  |
| 50        | \$50,000 to \$59,999 .....                            | 251                  | 251           | ...    | 6                            | 3             | 4                 | 5             | 37                          | 22                 | 29                  |
| 51        | \$60,000 to \$69,999 .....                            | 263                  | 263           | ...    | 20                           | 6             | 5                 | 4             | 33                          | 43                 | 30                  |
| 52        | \$70,000 to \$79,999 .....                            | 236                  | 236           | ...    | 12                           | –             | –                 | 8             | 24                          | 23                 | 31                  |
| 53        | \$80,000 to \$99,999 .....                            | 404                  | 404           | ...    | 35                           | –             | 4                 | 5             | 32                          | 34                 | 11                  |
| 54        | \$100,000 to \$119,999 .....                          | 200                  | 200           | ...    | 19                           | –             | 6                 | 2             | 10                          | 39                 | 21                  |
| 55        | \$120,000 to \$149,999 .....                          | 310                  | 310           | ...    | 48                           | –             | –                 | 6             | 17                          | 58                 | 18                  |
| 56        | \$150,000 to \$199,999 .....                          | 285                  | 285           | ...    | 44                           | –             | 2                 | 7             | 24                          | 45                 | 10                  |
| 57        | \$200,000 to \$249,999 .....                          | 101                  | 101           | ...    | 14                           | –             | –                 | 5             | 2                           | 18                 | 7                   |
| 58        | \$250,000 to \$299,999 .....                          | 52                   | 52            | ...    | 15                           | –             | –                 | –             | 7                           | 8                  | 1                   |
| 59        | \$300,000 or more .....                               | 70                   | 70            | ...    | 10                           | –             | –                 | –             | 9                           | 19                 | 7                   |
| 60        | Not reported .....                                    | 282                  | 282           | ...    | 20                           | 27            | 9                 | 12            | 71                          | 36                 | 57                  |
| <b>61</b> | <b>Median .....</b>                                   | <b>63 773</b>        | <b>63 773</b> | ...    | <b>124 385</b>               | <b>13 167</b> | <b>31 724</b>     | <b>18 434</b> | <b>28 869</b>               | <b>90 586</b>      | <b>32 096</b>       |
| 62        | Received as inheritance or gift .....                 | 110                  | 110           | ...    | –                            | 8             | 3                 | 9             | 18                          | 2                  | 25                  |
| 63        | Not reported .....                                    | 51                   | 51            | ...    | 2                            | 4             | –                 | 2             | 7                           | 7                  | 13                  |
|           | <b>Major Source of Down Payment</b>                   |                      |               |        |                              |               |                   |               |                             |                    |                     |
| 64        | Home purchased or built .....                         | 3 925                | 3 925         | ...    | 267                          | 257           | 76                | 271           | 643                         | 442                | 495                 |
| 65        | Sale of previous home .....                           | 688                  | 688           | ...    | 83                           | 34            | 7                 | 21            | 143                         | 92                 | 80                  |
| 66        | Savings or cash on hand .....                         | 2 478                | 2 478         | ...    | 127                          | 150           | 49                | 199           | 407                         | 283                | 279                 |
| 67        | Sale of other investment .....                        | 33                   | 33            | ...    | 2                            | 9             | 2                 | –             | 5                           | 7                  | 5                   |
| 68        | Borrowing, other than mortgage on this property ..... | 155                  | 155           | ...    | 13                           | 15            | 8                 | 9             | 22                          | 18                 | 26                  |
| 69        | Inheritance or gift .....                             | 72                   | 72            | ...    | 2                            | 6             | 3                 | 7             | 9                           | 10                 | 18                  |
| 70        | Land where building built used for financing .....    | 36                   | 36            | ...    | 7                            | –             | –                 | –             | 10                          | 4                  | 7                   |
| 71        | Other .....   | 158                  | 158           | ...    | 16                           | 23            | –                 | 11            | 13                          | 11                 | 31                  |
| 72        | No down payment .....                                 | 216                  | 216           | ...    | 13                           | 16            | 7                 | 18            | 24                          | 6                  | 39                  |
| 73        | Not reported .....                                    | 89                   | 89            | ...    | 4                            | 5             | –                 | 4             | 10                          | 11                 | 11                  |

# Hispanic Householder

| Total occupied units | In MSAs        |                | Outside MSAs  | Urban          |               | Rural         |               |               | Regions        |                |               |                |             |           |
|----------------------|----------------|----------------|---------------|----------------|---------------|---------------|---------------|---------------|----------------|----------------|---------------|----------------|-------------|-----------|
|                      | Central cities | Suburbs        |               | Total          | Outside MSAs  | Total         | Suburbs       | Outside MSAs  | Northeast      | Midwest        | South         | West           |             |           |
| <b>4 087</b>         | <b>1 502</b>   | <b>2 096</b>   | <b>489</b>    | <b>3 413</b>   | <b>232</b>    | <b>674</b>    | <b>412</b>    | <b>257</b>    | <b>369</b>     | <b>359</b>     | <b>1 691</b>  | <b>1 668</b>   | <b>1</b>    |           |
| 133                  | 23             | 71             | 39            | 81             | 10            | 52            | 23            | 29            | 7              | 11             | 66            | 48             | 2           |           |
| 139                  | 30             | 50             | 58            | 82             | 17            | 57            | 15            | 42            | 13             | 11             | 87            | 28             | 3           |           |
| 159                  | 69             | 54             | 36            | 115            | 16            | 44            | 24            | 20            | 15             | 4              | 127           | 14             | 4           |           |
| 154                  | 91             | 41             | 22            | 123            | 10            | 30            | 18            | 12            | 6              | 9              | 110           | 29             | 5           |           |
| 192                  | 105            | 64             | 23            | 173            | 15            | 19            | 12            | 8             | 14             | 19             | 124           | 34             | 6           |           |
| 224                  | 119            | 70             | 35            | 198            | 21            | 26            | 12            | 13            | 11             | 16             | 146           | 51             | 7           |           |
| 286                  | 125            | 124            | 37            | 242            | 23            | 44            | 28            | 14            | 22             | 35             | 145           | 84             | 8           |           |
| 247                  | 111            | 104            | 32            | 212            | 16            | 35            | 19            | 16            | 22             | 20             | 128           | 77             | 9           |           |
| 543                  | 192            | 284            | 67            | 433            | 37            | 110           | 80            | 30            | 39             | 51             | 257           | 196            | 10          |           |
| 348                  | 105            | 200            | 43            | 298            | 31            | 50            | 38            | 12            | 29             | 46             | 108           | 165            | 11          |           |
| 526                  | 186            | 313            | 27            | 468            | 10            | 57            | 39            | 16            | 66             | 54             | 136           | 271            | 12          |           |
| 563                  | 176            | 351            | 36            | 487            | 15            | 76            | 54            | 21            | 55             | 44             | 141           | 323            | 13          |           |
| 224                  | 63             | 145            | 16            | 192            | 5             | 32            | 21            | 11            | 31             | 17             | 41            | 136            | 14          |           |
| 138                  | 42             | 85             | 11            | 122            | 5             | 16            | 10            | 5             | 23             | 6              | 31            | 77             | 15          |           |
| 211                  | 64             | 139            | 8             | 186            | -             | 26            | 18            | 8             | 16             | 17             | 44            | 135            | 16          |           |
| <b>98 749</b>        | <b>88 063</b>  | <b>118 601</b> | <b>68 442</b> | <b>103 102</b> | <b>71 917</b> | <b>85 455</b> | <b>93 626</b> | <b>63 568</b> | <b>122 724</b> | <b>101 425</b> | <b>73 137</b> | <b>131 919</b> | <b>17</b>   |           |
| 1 202                | 456            | 557            | 189           | 948            | 61            | 255           | 127           | 128           | 122            | 112            | 698           | 271            | 18          |           |
| 501                  | 185            | 277            | 39            | 428            | 29            | 73            | 61            | 10            | 52             | 61             | 204           | 184            | 19          |           |
| 430                  | 150            | 250            | 30            | 366            | 17            | 64            | 51            | 13            | 33             | 50             | 165           | 182            | 20          |           |
| 407                  | 151            | 209            | 48            | 351            | 31            | 56            | 39            | 16            | 41             | 37             | 131           | 197            | 21          |           |
| 502                  | 175            | 274            | 53            | 441            | 22            | 61            | 30            | 31            | 52             | 35             | 182           | 232            | 22          |           |
| 225                  | 96             | 100            | 29            | 201            | 23            | 24            | 18            | 6             | 15             | 14             | 60            | 137            | 23          |           |
| 750                  | 268            | 397            | 85            | 621            | 41            | 129           | 83            | 44            | 51             | 46             | 231           | 421            | 24          |           |
| 70                   | 22             | 32             | 16            | 58             | 7             | 12            | 3             | 9             | 3              | 4              | 20            | 44             | 25          |           |
| <b>2.4</b>           | <b>2.3</b>     | <b>2.4</b>     | <b>2.1</b>    | <b>2.4</b>     | <b>2.6</b>    | <b>2.0</b>    | <b>2.2</b>    | <b>1.5-</b>   | <b>2.1</b>     | <b>2.0</b>     | <b>1.8</b>    | <b>2.9</b>     | <b>2.6</b>  |           |
| 47                   | 15             | 26             | 7             | 40             | 5             | 7             | 5             | 2             | 9              | 12             | 14            | 12             | 27          |           |
| 4 040                | 1 487          | 2 070          | 482           | 3 372          | 227           | 667           | 408           | 255           | 360            | 347            | 1 677         | 1 656          | 28          |           |
| -                    | -              | -              | -             | -              | -             | -             | -             | -             | -              | -              | -             | -              | 29          |           |
| 1 441                | 525            | 755            | 161           | 1 234          | 62            | 207           | 105           | 99            | 123            | 135            | 565           | 618            | 30          |           |
| 1 050                | 382            | 557            | 110           | 844            | 54            | 205           | 150           | 56            | 77             | 103            | 472           | 397            | 31          |           |
| 538                  | 159            | 282            | 98            | 404            | 48            | 134           | 82            | 50            | 57             | 58             | 215           | 208            | 32          |           |
| 256                  | 99             | 139            | 19            | 219            | 12            | 37            | 30            | 7             | 41             | 9              | 110           | 95             | 33          |           |
| 265                  | 113            | 124            | 29            | 231            | 12            | 34            | 17            | 17            | 17             | 20             | 110           | 119            | 34          |           |
| 183                  | 91             | 71             | 21            | 165            | 12            | 18            | 9             | 9             | 11             | 9              | 89            | 74             | 35          |           |
| 182                  | 67             | 95             | 20            | 167            | 16            | 15            | 12            | 4             | 14             | 10             | 67            | 91             | 36          |           |
| 132                  | 49             | 67             | 17            | 116            | 8             | 16            | 7             | 9             | 24             | 8              | 52            | 48             | 37          |           |
| 29                   | 14             | 5              | 9             | 27             | 8             | 2             | -             | 2             | 5              | 4              | 8             | 12             | 38          |           |
| 10                   | 3              | 2              | 5             | 5              | -             | 5             | -             | 5             | -              | 2              | 3             | 6              | 39          |           |
| <b>1992</b>          | <b>1992</b>    | <b>1992</b>    | <b>1991</b>   | <b>1992</b>    | <b>1990</b>   | <b>1992</b>   | <b>1992</b>   | <b>1992</b>   | <b>1991</b>    | <b>1993</b>    | <b>1992</b>   | <b>1992</b>    | <b>1992</b> | <b>40</b> |
| 2 496                | 1 034          | 1 200          | 262           | 2 140          | 132           | 356           | 224           | 130           | 238            | 203            | 1 013         | 1 042          | 41          |           |
| 1 533                | 446            | 866            | 221           | 1 221          | 98            | 312           | 187           | 123           | 120            | 152            | 663           | 599            | 42          |           |
| 57                   | 21             | 31             | 6             | 52             | 2             | 5             | 1             | 4             | 11             | 4              | 16            | 27             | 43          |           |
| 3 925                | 1 434          | 2 034          | 457           | 3 280          | 219           | 645           | 402           | 238           | 343            | 353            | 1 623         | 1 606          | 44          |           |
| 302                  | 81             | 123            | 99            | 215            | 44            | 87            | 33            | 54            | 18             | 17             | 157           | 110            | 45          |           |
| 359                  | 167            | 144            | 48            | 301            | 24            | 58            | 34            | 25            | 19             | 20             | 214           | 105            | 46          |           |
| 309                  | 123            | 106            | 80            | 230            | 45            | 79            | 44            | 35            | 22             | 37             | 156           | 95             | 47          |           |
| 241                  | 107            | 109            | 25            | 192            | 5             | 49            | 29            | 20            | 27             | 26             | 112           | 76             | 48          |           |
| 260                  | 126            | 114            | 20            | 218            | 10            | 43            | 32            | 11            | 11             | 26             | 160           | 63             | 49          |           |
| 251                  | 109            | 99             | 43            | 219            | 29            | 32            | 16            | 14            | 16             | 23             | 118           | 93             | 50          |           |
| 263                  | 100            | 142            | 20            | 239            | 10            | 23            | 14            | 10            | 18             | 32             | 123           | 89             | 51          |           |
| 236                  | 94             | 123            | 18            | 198            | 10            | 37            | 29            | 9             | 15             | 21             | 87            | 112            | 52          |           |
| 404                  | 126            | 243            | 35            | 333            | 19            | 70            | 54            | 16            | 37             | 40             | 141           | 186            | 53          |           |
| 200                  | 77             | 112            | 11            | 185            | 9             | 14            | 13            | 2             | 10             | 23             | 55            | 111            | 54          |           |
| 310                  | 95             | 210            | 6             | 292            | 2             | 19            | 13            | 3             | 47             | 19             | 61            | 183            | 55          |           |
| 285                  | 82             | 190            | 14            | 235            | 4             | 50            | 41            | 9             | 45             | 27             | 64            | 149            | 56          |           |
| 101                  | 27             | 73             | 1             | 84             | -             | 17            | 16            | 1             | 18             | 5              | 24            | 53             | 57          |           |
| 52                   | 11             | 41             | -             | 48             | -             | 4             | 4             | -             | 3              | 5              | 12            | 32             | 58          |           |
| 70                   | 23             | 46             | 2             | 66             | -             | 5             | 3             | 2             | 13             | 5              | 7             | 46             | 59          |           |
| 282                  | 87             | 160            | 36            | 225            | 8             | 57            | 29            | 28            | 23             | 25             | 132           | 102            | 60          |           |
| <b>63 773</b>        | <b>56 460</b>  | <b>78 121</b>  | <b>27 917</b> | <b>66 387</b>  | <b>28 295</b> | <b>44 839</b> | <b>60 175</b> | <b>27 431</b> | <b>86 979</b>  | <b>64 527</b>  | <b>46 624</b> | <b>80 857</b>  | <b>61</b>   |           |
| 110                  | 53             | 34             | 24            | 87             | 9             | 24            | 9             | 15            | 13             | 3              | 58            | 37             | 62          |           |
| 51                   | 15             | 28             | 8             | 46             | 4             | 5             | 1             | 4             | 13             | 3              | 10            | 25             | 63          |           |
| 3 925                | 1 434          | 2 034          | 457           | 3 280          | 219           | 645           | 402           | 238           | 343            | 353            | 1 623         | 1 606          | 64          |           |
| 688                  | 186            | 422            | 80            | 536            | 27            | 152           | 98            | 53            | 68             | 81             | 252           | 287            | 65          |           |
| 2 478                | 992            | 1 278          | 208           | 2 166          | 121           | 312           | 223           | 87            | 245            | 207            | 1 063         | 963            | 66          |           |
| 33                   | 5              | 28             | -             | 22             | -             | 11            | 11            | -             | 8              | 1              | 7             | 18             | 67          |           |
| 155                  | 65             | 72             | 19            | 131            | 5             | 24            | 10            | 14            | 4              | 27             | 41            | 82             | 68          |           |
| 72                   | 26             | 27             | 19            | 57             | 8             | 15            | 4             | 11            | 1              | 1              | 23            | 46             | 69          |           |
| 36                   | 10             | 19             | 7             | 26             | 2             | 10            | 6             | 5             | -              | -              | 25            | 11             | 70          |           |
| 158                  | 45             | 67             | 46            | 95             | 17            | 63            | 34            | 29            | 6              | 13             | 67            | 72             | 71          |           |
| 216                  | 74             | 65             | 76            | 167            | 39            | 49            | 12            | 37            | 5              | 15             | 113           | 83             | 72          |           |
| 89                   | 30             | 56             | 3             | 81             | -             | 8             | 5             | 3             | 7              | 8              | 31            | 43             | 73          |           |

**Table 6-15. Mortgage Characteristics—Owner Occupied Units With Hispanic Householder**

[Numbers in thousands. Consistent with the 1990 Census. ... means not applicable or sample too small. – means zero or rounds to zero]

| Characteristics  | Total occupied units | Tenure       |        | Housing unit characteristics |              |                   |            |                             | Household characteristics |                     |  |
|--|----------------------|--------------|--------|------------------------------|--------------|-------------------|------------|-----------------------------|---------------------------|---------------------|--|
|  |                      | Owner        | Renter | New construction 4 years     | Mobile homes | Physical problems |            | Elderly (65 years and over) | Moved in past year        | Below poverty level |  |
|  |                      |              |        |                              |              | Severe            | Moderate   |                             |                           |                     |  |
| <b>1 Total</b> .....   | <b>4 087</b>         | <b>4 087</b> | ...    | <b>269</b>                   | <b>269</b>   | <b>79</b>         | <b>281</b> | <b>667</b>                  | <b>452</b>                | <b>532</b>          |  |
| <b>Mortgages Currently on Property</b>                         |                      |              |        |                              |              |                   |            |                             |                           |                     |  |
| 2 None, owned free and clear .....                             | 1 299                | 1 299        | ...    | 29                           | 153          | 36                | 165        | 436                         | 79                        | 253                 |  |
| 3 Regular and home equity mortgages <sup>1</sup> .....         | 288                  | 288          | ...    | 34                           | 2            | 2                 | 2          | 16                          | 22                        | 9                   |  |
| 4 Regular mortgage only .....                                  | 2 194                | 2 194        | ...    | 181                          | 91           | 41                | 109        | 170                         | 334                       | 242                 |  |
| 5 Home equity mortgage only .....                              | 104                  | 104          | ...    | 14                           | 10           | –                 | –          | 11                          | 6                         | 6                   |  |
| 6 With regular mortgage, home equity not reported .....        | 115                  | 115          | ...    | 4                            | 4            | –                 | 2          | 14                          | 9                         | 12                  |  |
| 7 No regular mortgage, home equity not reported ..             | 86                   | 86           | ...    | 7                            | 8            | –                 | 4          | 21                          | 2                         | 10                  |  |
| <b>Number of Regular and Home Equity Mortgages<sup>1</sup></b> |                      |              |        |                              |              |                   |            |                             |                           |                     |  |
| 8 1 mortgage .....   | 2 105                | 2 105        | ...    | 178                          | 91           | 39                | 104        | 167                         | 327                       | 239                 |  |
| 9 2 mortgages .....  | 344                  | 344          | ...    | 32                           | 2            | 4                 | 5          | 17                          | 27                        | 11                  |  |
| 10 3 mortgages or more .....                                   | 26                   | 26           | ...    | 5                            | –            | –                 | –          | –                           | 2                         | –                   |  |
| 11 Number not reported .....                                   | 123                  | 123          | ...    | 4                            | 4            | –                 | 3          | 16                          | 9                         | 12                  |  |
| <b>Type of Home Equity Mortgage</b>                            |                      |              |        |                              |              |                   |            |                             |                           |                     |  |
| 12 Units with 1 or more home equity mortgages .....            | 392                  | 392          | ...    | 48                           | 13           | 2                 | 2          | 27                          | 28                        | 15                  |  |
| 13 Lump sum only .....   | 212                  | 212          | ...    | 16                           | 2            | 2                 | 1          | 11                          | 17                        | 6                   |  |
| 14 Credit line only .....                                      | 159                  | 159          | ...    | 32                           | 10           | –                 | –          | 14                          | 8                         | 8                   |  |
| 15 With outstanding balance .....                              | 75                   | 75           | ...    | 11                           | –            | –                 | –          | 7                           | 2                         | 1                   |  |
| 16 Both .....  | –                    | –            | ...    | –                            | –            | –                 | –          | –                           | –                         | –                   |  |
| 17 Type not reported .....                                     | 20                   | 20           | ...    | –                            | –            | –                 | 1          | 2                           | 2                         | 1                   |  |
| <b>OWNERS WITH ONE OR MORE REGULAR MORTGAGES</b>               |                      |              |        |                              |              |                   |            |                             |                           |                     |  |
| <b>18 Total</b> .....  | <b>2 598</b>         | <b>2 598</b> | ...    | <b>219</b>                   | <b>97</b>    | <b>43</b>         | <b>113</b> | <b>200</b>                  | <b>365</b>                | <b>263</b>          |  |
| <b>Type of Primary Mortgage</b>                                |                      |              |        |                              |              |                   |            |                             |                           |                     |  |
| 19 FHA .....   | 647                  | 647          | ...    | 50                           | –            | 3                 | 12         | 35                          | 119                       | 47                  |  |
| 20 VA .....  | 129                  | 129          | ...    | 15                           | –            | –                 | 4          | 13                          | 14                        | 14                  |  |
| 21 Farmers Home Administration .....                           | 28                   | 28           | ...    | 5                            | –            | –                 | 4          | –                           | 2                         | 2                   |  |
| 22 Other types .....   | 1 622                | 1 622        | ...    | 143                          | 94           | 38                | 85         | 134                         | 215                       | 181                 |  |
| 23 Don't know .....  | 11                   | 11           | ...    | –                            | –            | 2                 | –          | 1                           | –                         | –                   |  |
| 24 Not reported .....  | 161                  | 161          | ...    | 7                            | 4            | –                 | 8          | 16                          | 14                        | 18                  |  |
| <b>Lower Cost State and Local Mortgages</b>                    |                      |              |        |                              |              |                   |            |                             |                           |                     |  |
| 25 State or local program used .....                           | 353                  | 353          | ...    | 41                           | 11           | 4                 | 10         | 17                          | 72                        | 39                  |  |
| 26 Not used .....  | 2 062                | 2 062        | ...    | 171                          | 83           | 38                | 95         | 166                         | 279                       | 204                 |  |
| 27 Not reported .....  | 182                  | 182          | ...    | 6                            | 4            | 1                 | 8          | 17                          | 14                        | 20                  |  |
| <b>Mortgage Origination</b>                                    |                      |              |        |                              |              |                   |            |                             |                           |                     |  |
| 28 Placed new mortgage(s) .....                                | 2 521                | 2 521        | ...    | 219                          | 95           | 41                | 106        | 200                         | 347                       | 255                 |  |
| 29 Primary obtained when property acquired .....               | 2 015                | 2 015        | ...    | 202                          | 84           | 30                | 93         | 137                         | 340                       | 215                 |  |
| 30 Obtained later .....  | 506                  | 506          | ...    | 18                           | 11           | 11                | 13         | 62                          | 7                         | 39                  |  |
| 31 Assumed .....   | 72                   | 72           | ...    | –                            | 3            | 2                 | 7          | –                           | 18                        | 8                   |  |
| 32 Wrap-around .....   | 4                    | 4            | ...    | –                            | –            | –                 | –          | –                           | –                         | –                   |  |
| 33 Combination of the above .....                              | 1                    | 1            | ...    | –                            | –            | –                 | –          | –                           | –                         | –                   |  |
| <b>Payment Plan of Primary Mortgage</b>                        |                      |              |        |                              |              |                   |            |                             |                           |                     |  |
| 34 Fixed payment, self-amortizing .....                        | 2 099                | 2 099        | ...    | 177                          | 78           | 39                | 85         | 154                         | 317                       | 194                 |  |
| 35 Adjustable rate mortgage .....                              | 147                  | 147          | ...    | 12                           | 4            | 3                 | 9          | 14                          | 11                        | 24                  |  |
| 36 Adjustable term mortgage .....                              | 16                   | 16           | ...    | –                            | 2            | –                 | –          | –                           | 4                         | 7                   |  |
| 37 Graduated payment mortgage .....                            | 35                   | 35           | ...    | 13                           | 6            | –                 | –          | 8                           | 10                        | 4                   |  |
| 38 Balloon .....   | 16                   | 16           | ...    | 6                            | 3            | –                 | 2          | –                           | 1                         | 2                   |  |
| 39 Other .....   | –                    | –            | ...    | –                            | –            | –                 | –          | –                           | –                         | –                   |  |
| 40 Combination of the above .....                              | 11                   | 11           | ...    | –                            | –            | –                 | 1          | –                           | –                         | –                   |  |
| 41 Not reported .....  | 274                  | 274          | ...    | 11                           | 5            | 1                 | 17         | 23                          | 22                        | 32                  |  |
| <b>Payment Plan of Secondary Mortgage</b>                      |                      |              |        |                              |              |                   |            |                             |                           |                     |  |
| 42 Units with two or more mortgages .....                      | 114                  | 114          | ...    | 8                            | –            | 2                 | 4          | 4                           | 8                         | 2                   |  |
| 43 Fixed payment, self-amortizing .....                        | 98                   | 98           | ...    | 5                            | –            | 2                 | 4          | 3                           | 6                         | 2                   |  |
| 44 Adjustable rate mortgage .....                              | 4                    | 4            | ...    | –                            | –            | –                 | –          | –                           | –                         | –                   |  |
| 45 Adjustable term mortgage .....                              | 3                    | 3            | ...    | 3                            | –            | –                 | –          | –                           | –                         | –                   |  |
| 46 Graduated payment mortgage .....                            | 2                    | 2            | ...    | –                            | –            | –                 | –          | –                           | 2                         | –                   |  |
| 47 Balloon .....   | –                    | –            | ...    | –                            | –            | –                 | –          | –                           | –                         | –                   |  |
| 48 Other .....   | –                    | –            | ...    | –                            | –            | –                 | –          | –                           | –                         | –                   |  |
| 49 Combination of the above .....                              | 2                    | 2            | ...    | –                            | –            | –                 | –          | –                           | –                         | –                   |  |
| 50 Not reported .....  | 6                    | 6            | ...    | –                            | –            | –                 | –          | 1                           | –                         | –                   |  |
| <b>Lenders of Primary and Secondary Mortgages</b>              |                      |              |        |                              |              |                   |            |                             |                           |                     |  |
| 51 Only borrowed from firm(s) .....                            | 2 295                | 2 295        | ...    | 213                          | 80           | 36                | 80         | 179                         | 336                       | 225                 |  |
| 52 Only borrowed from seller .....                             | 82                   | 82           | ...    | –                            | 11           | 5                 | 21         | –                           | 13                        | 17                  |  |
| 53 Only borrowed from other individual(s) .....                | 19                   | 19           | ...    | –                            | 2            | –                 | 2          | –                           | 2                         | 4                   |  |
| 54 Borrowed from a firm and seller .....                       | 3                    | 3            | ...    | –                            | –            | –                 | –          | –                           | –                         | –                   |  |
| 55 Borrowed from a firm and other individual .....             | –                    | –            | ...    | –                            | –            | –                 | –          | –                           | –                         | –                   |  |
| 56 Borrowed from seller and other individual .....             | –                    | –            | ...    | –                            | –            | –                 | –          | –                           | –                         | –                   |  |
| 57 One or both sources not reported .....                      | 199                  | 199          | ...    | 7                            | 4            | 2                 | 10         | 21                          | 14                        | 18                  |  |
| <b>Items Included in Primary Mortgage Payment<sup>2</sup></b>  |                      |              |        |                              |              |                   |            |                             |                           |                     |  |
| 58 Principal and interest only .....                           | 638                  | 638          | ...    | 53                           | 53           | 11                | 35         | 80                          | 59                        | 90                  |  |
| 59 Property taxes .....  | 1 716                | 1 716        | ...    | 143                          | 21           | 32                | 59         | 95                          | 273                       | 130                 |  |
| 60 Property insurance .....                                    | 1 604                | 1 604        | ...    | 151                          | 33           | 25                | 60         | 91                          | 261                       | 128                 |  |
| 61 Other .....   | 103                  | 103          | ...    | 2                            | –            | –                 | 7          | 3                           | 8                         | 8                   |  |
| 62 Not reported .....  | 183                  | 183          | ...    | 9                            | 4            | –                 | 14         | 16                          | 17                        | 19                  |  |

| Total occupied units | In MSAs        |              | Outside MSAs | Urban        |              | Rural      |            |              | Regions    |            |              |              |           |
|----------------------|----------------|--------------|--------------|--------------|--------------|------------|------------|--------------|------------|------------|--------------|--------------|-----------|
|                      | Central cities | Suburbs      |              | Total        | Outside MSAs | Total      | Suburbs    | Outside MSAs | Northeast  | Midwest    | South        | West         |           |
| <b>4 087</b>         | <b>1 502</b>   | <b>2 096</b> | <b>489</b>   | <b>3 413</b> | <b>232</b>   | <b>674</b> | <b>412</b> | <b>257</b>   | <b>369</b> | <b>359</b> | <b>1 691</b> | <b>1 668</b> | <b>1</b>  |
| 1 299                | 497            | 580          | 222          | 1 007        | 89           | 292        | 159        | 133          | 97         | 92         | 676          | 434          | 2         |
| 288                  | 103            | 158          | 27           | 249          | 12           | 39         | 24         | 16           | 33         | 51         | 55           | 149          | 3         |
| 2 194                | 800            | 1 199        | 195          | 1 898        | 112          | 296        | 209        | 83           | 192        | 177        | 859          | 966          | 4         |
| 104                  | 32             | 51           | 21           | 79           | 4            | 25         | 8          | 17           | 13         | 10         | 53           | 28           | 5         |
| 115                  | 45             | 57           | 13           | 102          | 7            | 13         | 7          | 6            | 16         | 20         | 34           | 44           | 6         |
| 86                   | 23             | 52           | 11           | 77           | 8            | 9          | 5          | 4            | 17         | 9          | 14           | 46           | 7         |
| 2 105                | 764            | 1 152        | 188          | 1 815        | 109          | 290        | 207        | 79           | 185        | 171        | 829          | 920          | 8         |
| 344                  | 124            | 185          | 35           | 303          | 15           | 41         | 22         | 20           | 40         | 55         | 78           | 170          | 9         |
| 26                   | 16             | 11           | -            | 22           | -            | 5          | 5          | -            | -          | 2          | 5            | 20           | 10        |
| 123                  | 45             | 65           | 13           | 110          | 7            | 13         | 7          | 6            | 16         | 20         | 37           | 50           | 11        |
| 392                  | 136            | 208          | 48           | 328          | 16           | 64         | 32         | 32           | 46         | 61         | 108          | 177          | 12        |
| 212                  | 82             | 112          | 18           | 184          | 9            | 28         | 19         | 9            | 26         | 41         | 57           | 89           | 13        |
| 159                  | 53             | 77           | 29           | 126          | 6            | 33         | 10         | 23           | 15         | 20         | 44           | 79           | 14        |
| 75                   | 25             | 33           | 16           | 61           | 6            | 14         | 4          | 10           | 8          | 8          | 16           | 42           | 15        |
| -                    | -              | -            | -            | -            | -            | -          | -          | -            | -          | -          | -            | -            | 16        |
| 20                   | 1              | 19           | -            | 18           | -            | 2          | 2          | -            | 5          | -          | 7            | 8            | 17        |
| <b>2 598</b>         | <b>949</b>     | <b>1 413</b> | <b>235</b>   | <b>2 249</b> | <b>131</b>   | <b>348</b> | <b>240</b> | <b>104</b>   | <b>242</b> | <b>248</b> | <b>948</b>   | <b>1 159</b> | <b>18</b> |
| 647                  | 268            | 347          | 32           | 589          | 29           | 58         | 54         | 3            | 46         | 50         | 227          | 324          | 19        |
| 129                  | 53             | 60           | 16           | 114          | 13           | 15         | 12         | 3            | 2          | 15         | 56           | 55           | 20        |
| 28                   | 6              | 13           | 8            | 13           | -            | 15         | 7          | 8            | -          | 1          | 18           | 9            | 21        |
| 1 622                | 558            | 898          | 166          | 1 379        | 83           | 244        | 156        | 83           | 170        | 161        | 584          | 707          | 22        |
| 11                   | 4              | 7            | -            | 11           | -            | -          | -          | -            | 1          | -          | 5            | 5            | 23        |
| 161                  | 60             | 88           | 13           | 144          | 7            | 17         | 12         | 6            | 22         | 21         | 58           | 59           | 24        |
| 353                  | 134            | 171          | 47           | 300          | 34           | 54         | 39         | 13           | 22         | 37         | 120          | 174          | 25        |
| 2 062                | 751            | 1 137        | 175          | 1 790        | 90           | 272        | 185        | 85           | 196        | 189        | 773          | 904          | 26        |
| 182                  | 64             | 105          | 13           | 160          | 7            | 22         | 17         | 6            | 23         | 22         | 55           | 81           | 27        |
| 2 521                | 917            | 1 372        | 231          | 2 182        | 129          | 339        | 233        | 102          | 242        | 248        | 902          | 1 129        | 28        |
| 2 015                | 748            | 1 093        | 174          | 1 741        | 102          | 274        | 197        | 72           | 193        | 189        | 781          | 852          | 29        |
| 506                  | 169            | 279          | 57           | 440          | 27           | 65         | 35         | 30           | 49         | 59         | 121          | 277          | 30        |
| 72                   | 32             | 37           | 4            | 65           | 2            | 7          | 5          | 2            | -          | -          | 44           | 28           | 31        |
| 4                    | -              | 4            | -            | 1            | -            | 2          | 2          | -            | -          | -          | 2            | 1            | 32        |
| 1                    | -              | 1            | -            | 1            | -            | -          | -          | -            | -          | -          | -            | 1            | 33        |
| 2 099                | 778            | 1 143        | 178          | 1 818        | 103          | 281        | 204        | 75           | 186        | 195        | 797          | 921          | 34        |
| 147                  | 55             | 70           | 22           | 129          | 14           | 18         | 10         | 8            | 16         | 9          | 36           | 86           | 35        |
| 16                   | 7              | 6            | 2            | 11           | -            | 5          | -          | 2            | 2          | 1          | 9            | 3            | 36        |
| 35                   | 11             | 22           | 2            | 33           | 2            | 3          | 3          | -            | 2          | 6          | 5            | 23           | 37        |
| 16                   | 2              | 11           | 3            | 13           | -            | 3          | -          | 3            | -          | 10         | 2            | 5            | 38        |
| -                    | -              | -            | -            | -            | -            | -          | -          | -            | -          | -          | -            | -            | 39        |
| 11                   | 7              | 4            | -            | 11           | -            | -          | -          | -            | 4          | -          | -            | 8            | 40        |
| 274                  | 89             | 158          | 27           | 234          | 12           | 39         | 24         | 15           | 32         | 28         | 100          | 114          | 41        |
| 114                  | 48             | 59           | 7            | 106          | 3            | 8          | 4          | 4            | 7          | 8          | 36           | 64           | 42        |
| 98                   | 44             | 49           | 5            | 92           | 3            | 6          | 4          | 2            | 4          | 8          | 33           | 52           | 43        |
| 4                    | 1              | 3            | -            | 4            | -            | -          | -          | -            | -          | -          | -            | 4            | 44        |
| 3                    | -              | 3            | -            | 3            | -            | -          | -          | -            | -          | -          | -            | 3            | 45        |
| 2                    | 2              | -            | -            | 2            | -            | -          | -          | -            | -          | -          | -            | 2            | 46        |
| -                    | -              | -            | -            | -            | -            | -          | -          | -            | -          | -          | -            | -            | 47        |
| -                    | -              | -            | -            | -            | -            | -          | -          | -            | -          | -          | -            | -            | 48        |
| 2                    | -              | -            | 2            | -            | -            | 2          | -          | 2            | 2          | -          | -            | -            | 49        |
| 6                    | 2              | 4            | -            | 6            | -            | -          | -          | -            | -          | -          | 2            | 3            | 50        |
| 2 295                | 827            | 1 263        | 204          | 1 982        | 113          | 313        | 217        | 91           | 212        | 217        | 806          | 1 059        | 51        |
| 82                   | 36             | 33           | 13           | 70           | 8            | 11         | 7          | 5            | 3          | 5          | 62           | 12           | 52        |
| 19                   | 9              | 10           | -            | 16           | -            | 2          | 2          | -            | 1          | 3          | 5            | 10           | 53        |
| 3                    | 1              | -            | 2            | 1            | -            | 2          | -          | 2            | 2          | -          | -            | 1            | 54        |
| -                    | -              | -            | -            | -            | -            | -          | -          | -            | -          | -          | -            | -            | 55        |
| -                    | -              | -            | -            | -            | -            | -          | -          | -            | -          | -          | -            | -            | 56        |
| 199                  | 76             | 107          | 16           | 180          | 11           | 19         | 14         | 6            | 23         | 23         | 75           | 77           | 57        |
| 638                  | 181            | 369          | 88           | 524          | 33           | 113        | 59         | 55           | 32         | 59         | 177          | 370          | 58        |
| 1 716                | 679            | 921          | 116          | 1 522        | 82           | 194        | 155        | 34           | 172        | 164        | 682          | 698          | 59        |
| 1 604                | 638            | 844          | 121          | 1 406        | 86           | 198        | 158        | 35           | 145        | 144        | 659          | 656          | 60        |
| 103                  | 44             | 57           | 2            | 85           | -            | 18         | 14         | 2            | 20         | 7          | 50           | 26           | 61        |
| 183                  | 64             | 103          | 16           | 161          | 7            | 22         | 14         | 9            | 26         | 25         | 66           | 66           | 62        |

**Table 6-15. Mortgage Characteristics—Owner Occupied Units With Hispanic Householder—Con.**

[Numbers in thousands. Consistent with the 1990 Census. ... means not applicable or sample too small. — means zero or rounds to zero]

| Characteristics  | Total occupied units | Tenure        |        | Housing unit characteristics |               |                   |               | Household characteristics   |                    |                     |
|--|----------------------|---------------|--------|------------------------------|---------------|-------------------|---------------|-----------------------------|--------------------|---------------------|
|  |                      | Owner         | Renter | New construction 4 years     | Mobile homes  | Physical problems |               | Elderly (65 years and over) | Moved in past year | Below poverty level |
|  |                      |               |        |                              |               | Severe            | Moderate      |                             |                    |                     |
| <b>OWNERS WITH ONE OR MORE REGULAR MORTGAGES—Con.</b>        |                      |               |        |                              |               |                   |               |                             |                    |                     |
| <b>Year Primary Mortgage Originated</b>                      |                      |               |        |                              |               |                   |               |                             |                    |                     |
| 1 2000 to 2004 .....   | —                    | —             | ...    | —                            | —             | —                 | —             | —                           | —                  | —                   |
| 2 1995 to 1999 .....   | 1 354                | 1 354         | ...    | 219                          | 63            | 10                | 50            | 67                          | 286                | 134                 |
| 3 1990 to 1994 .....   | 705                  | 705           | ...    | —                            | 29            | 15                | 41            | 33                          | 52                 | 61                  |
| 4 1985 to 1989 .....   | 237                  | 237           | ...    | —                            | 4             | 12                | 17            | 24                          | 10                 | 30                  |
| 5 1980 to 1984 .....   | 105                  | 105           | ...    | —                            | —             | —                 | 3             | 26                          | 9                  | 14                  |
| 6 1975 to 1979 .....   | 112                  | 112           | ...    | —                            | 1             | 6                 | 2             | 21                          | 5                  | 7                   |
| 7 1970 to 1974 .....   | 42                   | 42            | ...    | —                            | —             | —                 | —             | 15                          | 1                  | 5                   |
| 8 1960 to 1969 .....   | 43                   | 43            | ...    | —                            | —             | —                 | —             | 15                          | 1                  | 12                  |
| 9 1950 to 1959 .....   | —                    | —             | ...    | —                            | —             | —                 | —             | —                           | —                  | —                   |
| 10 1949 or earlier .....                                     | —                    | —             | ...    | —                            | —             | —                 | —             | —                           | —                  | —                   |
| 11 <b>Median</b> .....                                       | <b>1995+</b>         | <b>1995+</b>  | ...    | <b>1995+</b>                 | <b>1995+</b>  | ...               | <b>1994</b>   | <b>1990</b>                 | <b>1995+</b>       | <b>1995+</b>        |
| <b>Term of Primary Mortgage at Origination or Assumption</b> |                      |               |        |                              |               |                   |               |                             |                    |                     |
| 12 Less than 8 years .....                                   | 69                   | 69            | ...    | 8                            | 17            | —                 | 8             | 10                          | 9                  | 9                   |
| 13 8 to 12 years .....                                       | 82                   | 82            | ...    | —                            | 9             | —                 | 22            | 4                           | 9                  | 11                  |
| 14 13 to 17 years .....                                      | 364                  | 364           | ...    | 21                           | 27            | 12                | 14            | 33                          | 14                 | 37                  |
| 15 18 to 22 years .....                                      | 131                  | 131           | ...    | 11                           | 10            | 2                 | 7             | 23                          | 12                 | 26                  |
| 16 23 to 27 years .....                                      | 66                   | 66            | ...    | 6                            | 7             | 9                 | 3             | 1                           | 4                  | 5                   |
| 17 28 to 32 years .....                                      | 1 811                | 1 811         | ...    | 172                          | 25            | 19                | 60            | 114                         | 312                | 154                 |
| 18 33 years or more .....                                    | 53                   | 53            | ...    | 2                            | —             | —                 | —             | 13                          | 1                  | 14                  |
| 19 Variable .....  | 22                   | 22            | ...    | —                            | 2             | 1                 | —             | 1                           | 4                  | 7                   |
| 20 <b>Median</b> .....                                       | <b>30</b>            | <b>30</b>     | ...    | <b>30</b>                    | <b>17</b>     | ...               | <b>28</b>     | <b>29</b>                   | <b>30</b>          | <b>29</b>           |
| <b>Remaining Years Mortgaged</b>                             |                      |               |        |                              |               |                   |               |                             |                    |                     |
| 21 Less than 8 years .....                                   | 379                  | 379           | ...    | 8                            | 30            | 12                | 26            | 74                          | 20                 | 62                  |
| 22 8 to 12 .....   | 262                  | 262           | ...    | 9                            | 22            | 7                 | 21            | 22                          | 11                 | 25                  |
| 23 13 to 17 .....  | 347                  | 347           | ...    | 14                           | 6             | 5                 | 11            | 42                          | 27                 | 26                  |
| 24 18 to 22 .....  | 271                  | 271           | ...    | 16                           | 9             | 6                 | 27            | 12                          | 26                 | 40                  |
| 25 23 to 27 .....  | 661                  | 661           | ...    | 30                           | 12            | 8                 | 19            | 27                          | 63                 | 44                  |
| 26 28 to 32 .....  | 644                  | 644           | ...    | 138                          | 16            | 5                 | 9             | 20                          | 213                | 59                  |
| 27 33 years or more .....                                    | 9                    | 9             | ...    | 2                            | —             | —                 | —             | —                           | —                  | 2                   |
| 28 Variable .....  | 25                   | 25            | ...    | 3                            | 2             | 1                 | —             | 2                           | 4                  | 7                   |
| 29 <b>Median</b> .....                                       | <b>23</b>            | <b>23</b>     | ...    | <b>29</b>                    | <b>12</b>     | ...               | <b>18</b>     | <b>13</b>                   | <b>29</b>          | <b>20</b>           |
| <b>Current Interest Rate</b>                                 |                      |               |        |                              |               |                   |               |                             |                    |                     |
| 30 Less than 6 percent .....                                 | 60                   | 60            | ...    | 2                            | 7             | 1                 | —             | 2                           | 19                 | 9                   |
| 31 6 to 7.9 .....  | 1 548                | 1 548         | ...    | 161                          | 39            | 29                | 60            | 100                         | 260                | 144                 |
| 32 8 to 9.9 .....  | 789                  | 789           | ...    | 52                           | 42            | 11                | 32            | 64                          | 71                 | 88                  |
| 33 10 to 11.9 .....  | 140                  | 140           | ...    | 2                            | 3             | 3                 | 18            | 26                          | 11                 | 20                  |
| 34 12 to 13.9 .....  | 46                   | 46            | ...    | 2                            | 6             | —                 | 3             | 5                           | 2                  | 3                   |
| 35 14 to 15.9 .....  | 3                    | 3             | ...    | —                            | —             | —                 | —             | —                           | —                  | —                   |
| 36 16 to 17.9 .....  | 2                    | 2             | ...    | —                            | —             | —                 | —             | —                           | —                  | —                   |
| 37 18 to 19.9 .....  | 10                   | 10            | ...    | —                            | —             | —                 | —             | 2                           | —                  | —                   |
| 38 20 percent or more .....                                  | —                    | —             | ...    | —                            | —             | —                 | —             | —                           | —                  | —                   |
| 39 Not reported .....  | ...                  | ...           | ...    | ...                          | ...           | ...               | ...           | ...                         | ...                | ...                 |
| 40 <b>Median</b> .....                                       | <b>7.6</b>           | <b>7.6</b>    | ...    | <b>7.3</b>                   | <b>8.1</b>    | ...               | <b>7.9</b>    | <b>7.9</b>                  | <b>7.3</b>         | <b>7.7</b>          |
| <b>Total Outstanding Principal Amount</b>                    |                      |               |        |                              |               |                   |               |                             |                    |                     |
| 41 Less than \$10,000 .....                                  | 256                  | 256           | ...    | 2                            | 29            | 6                 | 15            | 54                          | 15                 | 55                  |
| 42 \$10,000 to \$19,999 .....                                | 173                  | 173           | ...    | 4                            | 19            | 9                 | 20            | 26                          | 12                 | 38                  |
| 43 \$20,000 to \$29,999 .....                                | 181                  | 181           | ...    | 24                           | 31            | 1                 | 11            | 20                          | 11                 | 39                  |
| 44 \$30,000 to \$39,999 .....                                | 212                  | 212           | ...    | 4                            | 8             | 7                 | 21            | 18                          | 19                 | 28                  |
| 45 \$40,000 to \$49,999 .....                                | 169                  | 169           | ...    | 4                            | —             | 3                 | 7             | 18                          | 9                  | 13                  |
| 46 \$50,000 to \$59,999 .....                                | 199                  | 199           | ...    | 6                            | 6             | 2                 | 3             | 13                          | 39                 | 15                  |
| 47 \$60,000 to \$69,999 .....                                | 199                  | 199           | ...    | 8                            | —             | 2                 | 2             | 10                          | 35                 | 23                  |
| 48 \$70,000 to \$79,999 .....                                | 182                  | 182           | ...    | 23                           | —             | 3                 | 5             | 4                           | 24                 | 15                  |
| 49 \$80,000 to \$99,999 .....                                | 312                  | 312           | ...    | 40                           | 5             | 3                 | 5             | 16                          | 56                 | 11                  |
| 50 \$100,000 to \$119,999 .....                              | 219                  | 219           | ...    | 17                           | —             | 6                 | 9             | 5                           | 33                 | 8                   |
| 51 \$120,000 to \$149,999 .....                              | 239                  | 239           | ...    | 43                           | —             | 1                 | 3             | 10                          | 56                 | 7                   |
| 52 \$150,000 to \$199,999 .....                              | 173                  | 173           | ...    | 27                           | —             | 1                 | 7             | —                           | 34                 | 7                   |
| 53 \$200,000 to \$249,999 .....                              | 48                   | 48            | ...    | 10                           | —             | —                 | 2             | 6                           | 8                  | —                   |
| 54 \$250,000 to \$299,999 .....                              | 13                   | 13            | ...    | 3                            | —             | —                 | —             | —                           | 4                  | —                   |
| 55 \$300,000 or more .....                                   | 21                   | 21            | ...    | 4                            | —             | —                 | 3             | —                           | 10                 | 3                   |
| 56 Not reported .....  | ...                  | ...           | ...    | ...                          | ...           | ...               | ...           | ...                         | ...                | ...                 |
| 57 <b>Median</b> .....                                       | <b>65 411</b>        | <b>65 411</b> | ...    | <b>97 220</b>                | <b>20 272</b> | ...               | <b>35 006</b> | <b>29 642</b>               | <b>86 526</b>      | <b>29 919</b>       |
| <b>Current Total Loan as Percent of Value</b>                |                      |               |        |                              |               |                   |               |                             |                    |                     |
| 58 Less than 20 percent .....                                | 336                  | 336           | ...    | 9                            | 8             | 9                 | 9             | 77                          | 20                 | 61                  |
| 59 20 to 39 .....  | 317                  | 317           | ...    | 12                           | 10            | 3                 | 19            | 46                          | 7                  | 53                  |
| 60 40 to 59 .....  | 436                  | 436           | ...    | 20                           | 14            | 19                | 14            | 30                          | 39                 | 50                  |
| 61 60 to 79 .....  | 732                  | 732           | ...    | 82                           | 18            | 6                 | 45            | 25                          | 97                 | 43                  |
| 62 80 to 89 .....  | 356                  | 356           | ...    | 47                           | 8             | 5                 | 7             | 9                           | 63                 | 21                  |
| 63 90 to 99 .....  | 265                  | 265           | ...    | 39                           | 6             | —                 | 11            | 5                           | 116                | 20                  |
| 64 100 percent or more .....                                 | 155                  | 155           | ...    | 11                           | 32            | 1                 | 8             | 7                           | 23                 | 14                  |
| 65 Not reported .....  | ...                  | ...           | ...    | ...                          | ...           | ...               | ...           | ...                         | ...                | ...                 |
| 66 <b>Median</b> .....                                       | <b>66</b>            | <b>66</b>     | ...    | <b>77</b>                    | <b>77</b>     | ...               | <b>66</b>     | <b>30</b>                   | <b>83</b>          | <b>47</b>           |

<sup>1</sup>Regular includes all mortgages except reverse home equity.

<sup>2</sup>Figures may not add to total because more than one category may apply to a unit.

| Total occupied units | In MSAs        |               | Outside MSAs  | Urban         |               | Rural         |               |               | Regions       |               |               |               |              |
|----------------------|----------------|---------------|---------------|---------------|---------------|---------------|---------------|---------------|---------------|---------------|---------------|---------------|--------------|
|                      | Central cities | Suburbs       |               | Total         | Outside MSAs  | Total         | Suburbs       | Outside MSAs  | Northeast     | Midwest       | South         | West          |              |
| —                    | —              | —             | —             | —             | —             | —             | —             | —             | —             | —             | —             | —             | 1            |
| 1 354                | 470            | 753           | 130           | 1 198         | 65            | 156           | 88            | 66            | 139           | 141           | 469           | 605           | 2            |
| 705                  | 271            | 378           | 56            | 595           | 35            | 110           | 90            | 20            | 52            | 61            | 287           | 306           | 3            |
| 237                  | 87             | 127           | 24            | 204           | 18            | 34            | 26            | 5             | 21            | 29            | 76            | 111           | 4            |
| 105                  | 38             | 55            | 12            | 87            | 6             | 18            | 11            | 6             | 18            | 7             | 38            | 42            | 5            |
| 112                  | 52             | 53            | 6             | 93            | 3             | 19            | 15            | 3             | 5             | 4             | 55            | 47            | 6            |
| 42                   | 19             | 19            | 5             | 37            | 2             | 5             | 3             | 3             | 1             | 3             | 20            | 17            | 7            |
| 43                   | 12             | 28            | 2             | 36            | 2             | 7             | 7             | —             | 6             | 4             | 2             | 31            | 8            |
| —                    | —              | —             | —             | —             | —             | —             | —             | —             | —             | —             | —             | —             | 9            |
| —                    | —              | —             | —             | —             | —             | —             | —             | —             | —             | —             | —             | —             | 10           |
| —                    | —              | —             | —             | —             | —             | —             | —             | —             | —             | —             | —             | —             | 11           |
| <b>1995+</b>         | <b>1995</b>    | <b>1995+</b>  | <b>1995+</b>  | <b>1995+</b>  | <b>1995</b>   | <b>1994</b>   | <b>1993</b>   | <b>1995+</b>  | <b>1995+</b>  | <b>1995+</b>  | <b>1995</b>   | <b>1995+</b>  | <b>1995+</b> |
| 69                   | 24             | 37            | 8             | 52            | —             | 17            | 9             | 8             | 10            | 14            | 29            | 16            | 12           |
| 82                   | 42             | 18            | 21            | 62            | 8             | 20            | 7             | 13            | 2             | 3             | 49            | 27            | 13           |
| 364                  | 129            | 194           | 41            | 319           | 29            | 46            | 33            | 13            | 37            | 47            | 150           | 130           | 14           |
| 131                  | 57             | 53            | 22            | 112           | 15            | 19            | 13            | 7             | 19            | 11            | 70            | 30            | 15           |
| 66                   | 28             | 27            | 11            | 47            | —             | 18            | 7             | 11            | 7             | 9             | 29            | 19            | 16           |
| 1 811                | 648            | 1 043         | 120           | 1 601         | 72            | 210           | 160           | 48            | 162           | 158           | 595           | 897           | 17           |
| 53                   | 12             | 33            | 9             | 40            | 7             | 13            | 12            | 1             | 2             | 4             | 11            | 36            | 18           |
| 22                   | 10             | 10            | 2             | 17            | —             | 5             | —             | 2             | 2             | 2             | 14            | 3             | 19           |
| <b>30</b>            | <b>29</b>      | <b>30</b>     | <b>29</b>     | <b>30</b>     | <b>29</b>     | <b>29</b>     | <b>30</b>     | <b>27</b>     | <b>29</b>     | <b>29</b>     | <b>29</b>     | <b>30</b>     | <b>20</b>    |
| 379                  | 148            | 176           | 54            | 300           | 26            | 79            | 50            | 29            | 43            | 38            | 153           | 145           | 21           |
| 262                  | 111            | 121           | 29            | 230           | 17            | 32            | 20            | 13            | 16            | 23            | 129           | 94            | 22           |
| 347                  | 116            | 196           | 35            | 305           | 23            | 42            | 29            | 13            | 36            | 34            | 135           | 142           | 23           |
| 271                  | 107            | 147           | 17            | 226           | 9             | 45            | 37            | 8             | 25            | 33            | 98            | 116           | 24           |
| 661                  | 243            | 366           | 52            | 576           | 30            | 85            | 63            | 22            | 52            | 53            | 235           | 321           | 25           |
| 644                  | 207            | 392           | 45            | 582           | 27            | 61            | 41            | 18            | 68            | 64            | 183           | 327           | 26           |
| 9                    | 7              | 2             | —             | 9             | —             | —             | —             | —             | —             | 1             | 1             | 7             | 27           |
| 25                   | 10             | 13            | 2             | 21            | —             | 5             | —             | 2             | 2             | 2             | 14            | 7             | 28           |
| <b>23</b>            | <b>22</b>      | <b>24</b>     | <b>18</b>     | <b>23</b>     | <b>18</b>     | <b>20</b>     | <b>21</b>     | <b>17</b>     | <b>23</b>     | <b>22</b>     | <b>21</b>     | <b>24</b>     | <b>29</b>    |
| 60                   | 26             | 30            | 3             | 48            | —             | 12            | 7             | 3             | 14            | 4             | 21            | 21            | 30           |
| 1 548                | 535            | 881           | 132           | 1 349         | 87            | 199           | 154           | 46            | 146           | 161           | 523           | 718           | 31           |
| 789                  | 296            | 418           | 75            | 689           | 38            | 100           | 63            | 38            | 58            | 64            | 327           | 341           | 32           |
| 140                  | 72             | 51            | 17            | 110           | —             | 30            | 10            | 17            | 16            | 15            | 57            | 51            | 33           |
| 46                   | 15             | 26            | 5             | 42            | 5             | 4             | 4             | —             | 3             | 4             | 18            | 21            | 34           |
| 3                    | 3              | —             | —             | 3             | —             | —             | —             | —             | 3             | —             | —             | —             | 35           |
| 2                    | —              | 2             | —             | 2             | —             | —             | —             | —             | —             | —             | —             | —             | 36           |
| 10                   | 3              | 5             | 2             | 7             | 2             | 2             | 2             | —             | 2             | —             | 2             | 5             | 37           |
| —                    | —              | —             | —             | —             | —             | —             | —             | —             | —             | —             | —             | —             | 38           |
| —                    | —              | —             | —             | —             | —             | —             | —             | —             | —             | —             | —             | —             | 39           |
| <b>7.6</b>           | <b>7.7</b>     | <b>7.5</b>    | <b>7.7</b>    | <b>7.6</b>    | <b>7.5</b>    | <b>7.6</b>    | <b>7.5</b>    | <b>8.2</b>    | <b>7.5</b>    | <b>7.5</b>    | <b>7.7</b>    | <b>7.6</b>    | <b>40</b>    |
| 256                  | 101            | 110           | 44            | 207           | 15            | 49            | 20            | 29            | 26            | 23            | 119           | 87            | 41           |
| 173                  | 73             | 84            | 16            | 146           | 13            | 27            | 22            | 2             | 20            | 18            | 61            | 73            | 42           |
| 181                  | 71             | 78            | 33            | 148           | 7             | 34            | 8             | 26            | 6             | 18            | 93            | 64            | 43           |
| 212                  | 107            | 78            | 27            | 196           | 23            | 17            | 13            | 4             | 19            | 12            | 115           | 67            | 44           |
| 169                  | 71             | 78            | 20            | 144           | 12            | 25            | 17            | 9             | 11            | 20            | 82            | 55            | 45           |
| 199                  | 74             | 103           | 23            | 159           | 16            | 40            | 31            | 6             | 9             | 30            | 87            | 73            | 46           |
| 199                  | 74             | 107           | 18            | 178           | 13            | 21            | 16            | 5             | 18            | 20            | 83            | 77            | 47           |
| 182                  | 75             | 87            | 20            | 161           | 14            | 21            | 15            | 6             | 16            | 15            | 56            | 96            | 48           |
| 312                  | 98             | 198           | 17            | 263           | 12            | 50            | 45            | 5             | 38            | 38            | 97            | 140           | 49           |
| 219                  | 72             | 139           | 8             | 201           | —             | 19            | 11            | 8             | 28            | 16            | 55            | 121           | 50           |
| 239                  | 62             | 172           | 4             | 223           | 4             | 16            | 16            | —             | 21            | 11            | 59            | 148           | 51           |
| 173                  | 50             | 117           | 7             | 148           | 3             | 26            | 22            | 4             | 22            | 17            | 33            | 102           | 52           |
| 48                   | 13             | 35            | —             | 44            | —             | 4             | —             | —             | 6             | 5             | 9             | 28            | 53           |
| 13                   | 2              | 11            | —             | 11            | —             | 2             | 2             | —             | —             | 4             | —             | 9             | 54           |
| 21                   | 5              | 16            | —             | 21            | —             | —             | —             | —             | 2             | 1             | —             | 18            | 55           |
| —                    | —              | —             | —             | —             | —             | —             | —             | —             | —             | —             | —             | —             | 56           |
| <b>65 411</b>        | <b>56 864</b>  | <b>77 776</b> | <b>39 494</b> | <b>67 012</b> | <b>47 163</b> | <b>55 741</b> | <b>66 219</b> | <b>27 772</b> | <b>77 152</b> | <b>61 258</b> | <b>50 450</b> | <b>78 518</b> | <b>57</b>    |
| 336                  | 134            | 165           | 38            | 281           | 15            | 55            | 30            | 23            | 36            | 29            | 115           | 156           | 58           |
| 317                  | 122            | 170           | 25            | 269           | 12            | 48            | 34            | 14            | 32            | 30            | 116           | 139           | 59           |
| 436                  | 169            | 223           | 44            | 382           | 32            | 54            | 42            | 12            | 47            | 48            | 175           | 166           | 60           |
| 732                  | 245            | 434           | 53            | 643           | 34            | 89            | 70            | 19            | 70            | 74            | 234           | 354           | 61           |
| 356                  | 118            | 202           | 36            | 304           | 22            | 52            | 39            | 14            | 23            | 32            | 150           | 151           | 62           |
| 265                  | 101            | 141           | 23            | 240           | 15            | 24            | 15            | 8             | 8             | 16            | 114           | 126           | 63           |
| 155                  | 59             | 78            | 17            | 130           | 2             | 25            | 11            | 15            | 25            | 19            | 44            | 67            | 64           |
| —                    | —              | —             | —             | —             | —             | —             | —             | —             | —             | —             | —             | —             | 65           |
| <b>66</b>            | <b>64</b>      | <b>67</b>     | <b>64</b>     | <b>66</b>     | <b>64</b>     | <b>64</b>     | <b>64</b>     | <b>63</b>     | <b>61</b>     | <b>65</b>     | <b>66</b>     | <b>67</b>     | <b>66</b>    |



---

This page left blank to preserve table order.

---

This page left blank to preserve table order.

**Table 6-17. Rooms in Unit by Household and Unit Size, Income, and Costs—Occupied Units With Hispanic Householder**

[Numbers in thousands. Consistent with the 1990 Census. .... means not applicable or sample too small. — means zero or rounds to zero]

| Characteristics   | Occupied units |               |               |               |                 |               |               |               |               |                 |
|---|----------------|---------------|---------------|---------------|-----------------|---------------|---------------|---------------|---------------|-----------------|
|   | Total          | Rooms         |               |               |                 | Bedrooms      |               |               |               |                 |
|   |                | 1 and 2 rooms | 3 and 4 rooms | 5 and 6 rooms | 7 rooms or more | No rooms      | 1 room        | 2 rooms       | 3 rooms       | 4 rooms or more |
| <b>Total</b> .....  | <b>9 041</b>   | <b>224</b>    | <b>3 735</b>  | <b>3 825</b>  | <b>1 257</b>    | <b>108</b>    | <b>1 615</b>  | <b>3 190</b>  | <b>3 144</b>  | <b>985</b>      |
| <b>Persons</b>  |                |               |               |               |                 |               |               |               |               |                 |
| 1 person .....  | 1 379          | 132           | 750           | 419           | 78              | 62            | 572           | 416           | 303           | 26              |
| 2 persons .....   | 2 087          | 38            | 999           | 803           | 247             | 27            | 487           | 776           | 665           | 131             |
| 3 persons .....   | 1 704          | 24            | 727           | 746           | 207             | 10            | 239           | 709           | 591           | 154             |
| 4 persons .....   | 1 820          | 17            | 691           | 808           | 303             | 4             | 197           | 686           | 720           | 213             |
| 5 persons .....   | 1 144          | 10            | 354           | 563           | 217             | 4             | 77            | 370           | 476           | 218             |
| 6 persons .....   | 535            | —             | 145           | 286           | 104             | —             | 34            | 147           | 233           | 122             |
| 7 persons or more .....   | 372            | 2             | 68            | 201           | 101             | —             | 9             | 85            | 156           | 122             |
| <b>Rooms</b>  |                |               |               |               |                 |               |               |               |               |                 |
| 1 room .....  | 53             | 53            | —             | —             | —               | 53            | —             | —             | —             | —               |
| 2 rooms .....   | 171            | —             | —             | —             | —               | 51            | 118           | 2             | —             | —               |
| 3 rooms .....   | 1 232          | —             | —             | —             | —               | 3             | 1 204         | 25            | —             | —               |
| 4 rooms .....   | 2 503          | —             | —             | —             | —               | —             | 274           | 2 224         | 5             | —               |
| 5 rooms .....   | 2 230          | —             | —             | —             | —               | —             | 15            | 809           | 1 403         | 3               |
| 6 rooms .....   | 1 595          | —             | —             | —             | —               | —             | 1             | 119           | 1 275         | 200             |
| 7 rooms .....   | 671            | —             | —             | —             | —               | —             | 2             | 8             | 360           | 302             |
| 8 rooms .....   | 337            | —             | —             | —             | —               | —             | —             | 3             | 71            | 263             |
| 9 rooms .....   | 147            | —             | —             | —             | —               | —             | —             | 1             | 14            | 131             |
| 10 rooms or more .....  | 102            | —             | —             | —             | —               | —             | —             | —             | 16            | 85              |
| <b>Bedrooms</b>   |                |               |               |               |                 |               |               |               |               |                 |
| None .....  | 108            | 105           | 3             | —             | —               | —             | —             | —             | —             | —               |
| 1 .....   | 1 615          | 118           | 1 479         | 16            | 2               | —             | —             | —             | —             | —               |
| 2 .....   | 3 190          | 2             | 2 248         | 928           | 12              | —             | —             | —             | —             | —               |
| 3 .....   | 3 144          | —             | 5             | 2 678         | 462             | —             | —             | —             | —             | —               |
| 4 or more .....   | 985            | —             | —             | 203           | 781             | —             | —             | —             | —             | —               |
| <b>Complete Bathrooms</b>   |                |               |               |               |                 |               |               |               |               |                 |
| None .....  | 75             | 28            | 26            | 21            | —               | —             | —             | —             | —             | —               |
| 1 .....   | 5 122          | 190           | 3 162         | 1 674         | 96              | 83            | 1 546         | 2 317         | 1 085         | 91              |
| 1 and one-half .....  | 1 013          | 3             | 198           | 619           | 193             | —             | 43            | 273           | 576           | 121             |
| 2 or more .....   | 2 831          | 4             | 348           | 1 512         | 968             | —             | 11            | 577           | 1 470         | 773             |
| <b>Lot Size<sup>1</sup></b>   |                |               |               |               |                 |               |               |               |               |                 |
| Less than one-eighth acre .....   | 1 209          | 16            | 380           | 665           | 148             | 9             | 102           | 435           | 542           | 121             |
| One-eighth up to one-quarter acre .....   | 2 329          | 14            | 480           | 1 334         | 502             | 11            | 119           | 574           | 1 249         | 377             |
| One-quarter up to one-half acre .....   | 781            | 7             | 144           | 354           | 277             | 5             | 29            | 163           | 393           | 192             |
| One-half up to one acre .....   | 480            | 3             | 88            | 248           | 141             | 1             | 22            | 124           | 218           | 114             |
| 1 up to 5 acres .....   | 435            | 9             | 76            | 233           | 117             | —             | 32            | 97            | 209           | 98              |
| 5 up to 10 acres .....  | 51             | —             | 8             | 33            | 10              | —             | 2             | 8             | 39            | 1               |
| 10 acres or more .....  | 101            | —             | 43            | 45            | 12              | —             | 19            | 37            | 30            | 14              |
| <b>Median</b> .....   | <b>.21</b>     | <b>.20</b>    | <b>.19</b>    | <b>.20</b>    | <b>.24</b>      | <b>.17</b>    | <b>.19</b>    | <b>.19</b>    | <b>.21</b>    | <b>.24</b>      |
| <b>Income of Families and Primary Individuals</b>                                   |                |               |               |               |                 |               |               |               |               |                 |
| Less than \$5,000 .....   | 640            | —             | 325           | 222           | 45              | —             | 162           | 241           | 175           | 33              |
| \$5,000 to \$9,999 .....  | 723            | 43            | 427           | 216           | 36              | 21            | 249           | 283           | 147           | 23              |
| \$10,000 to \$14,999 .....  | 1 011          | 40            | 561           | 377           | 34              | 17            | 259           | 445           | 250           | 41              |
| \$15,000 to \$19,999 .....  | 899            | 22            | 528           | 317           | 31              | 12            | 218           | 400           | 240           | 29              |
| \$20,000 to \$24,999 .....  | 895            | 6             | 452           | 361           | 58              | 6             | 198           | 365           | 280           | 45              |
| \$25,000 to \$29,999 .....  | 705            | 11            | 340           | 302           | 51              | 6             | 121           | 300           | 235           | 43              |
| \$30,000 to \$34,999 .....  | 706            | 6             | 277           | 367           | 56              | 6             | 104           | 263           | 276           | 57              |
| \$35,000 to \$39,999 .....  | 575            | 8             | 237           | 254           | 77              | 2             | 115           | 175           | 205           | 78              |
| \$40,000 to \$49,999 .....  | 737            | 7             | 232           | 388           | 109             | 4             | 82            | 249           | 325           | 77              |
| \$50,000 to \$59,999 .....  | 593            | 1             | 142           | 301           | 150             | —             | 32            | 178           | 262           | 122             |
| \$60,000 to \$79,999 .....  | 706            | 12            | 111           | 371           | 212             | 5             | 43            | 149           | 357           | 152             |
| \$80,000 to \$99,999 .....  | 383            | 2             | 38            | 187           | 155             | —             | 8             | 58            | 215           | 102             |
| \$100,000 to \$119,999 .....  | 188            | —             | 29            | 72            | 86              | —             | 7             | 50            | 65            | 66              |
| \$120,000 or more .....   | 282            | —             | 36            | 91            | 155             | —             | 17            | 36            | 112           | 118             |
| <b>Median</b> .....   | <b>27 507</b>  | <b>12 622</b> | <b>20 291</b> | <b>31 598</b> | <b>58 695</b>   | <b>11 252</b> | <b>18 156</b> | <b>23 113</b> | <b>34 439</b> | <b>55 492</b>   |
| <b>Monthly Housing Costs</b>  |                |               |               |               |                 |               |               |               |               |                 |
| Less than \$100 .....   | 135            | —             | 64            | 64            | 7               | —             | 21            | 61            | 47            | 7               |
| \$100 to \$199 .....  | 626            | 21            | 266           | 310           | 28              | 8             | 120           | 208           | 257           | 32              |
| \$200 to \$249 .....  | 374            | 5             | 113           | 202           | 53              | 5             | 33            | 118           | 179           | 38              |
| \$250 to \$299 .....  | 399            | 23            | 120           | 203           | 53              | 16            | 40            | 107           | 179           | 57              |
| \$300 to \$349 .....  | 373            | 24            | 150           | 155           | 44              | 13            | 74            | 108           | 138           | 40              |
| \$350 to \$399 .....  | 367            | 34            | 192           | 123           | 18              | 18            | 100           | 135           | 95            | 17              |
| \$400 to \$449 .....  | 438            | 23            | 252           | 135           | 28              | 11            | 154           | 155           | 95            | 23              |
| \$450 to \$499 .....  | 512            | 20            | 310           | 157           | 25              | 7             | 184           | 199           | 106           | 16              |
| \$500 to \$599 .....  | 1 157          | 26            | 706           | 368           | 58              | 6             | 360           | 488           | 257           | 46              |
| \$600 to \$699 .....  | 1 084          | 12            | 587           | 402           | 82              | 3             | 239           | 472           | 300           | 70              |
| \$700 to \$799 .....  | 873            | 12            | 407           | 386           | 69              | 8             | 142           | 393           | 282           | 48              |
| \$800 to \$999 .....  | 958            | 5             | 309           | 485           | 159             | 4             | 60            | 381           | 409           | 104             |
| \$1,000 to \$1,249 .....  | 640            | 4             | 102           | 343           | 190             | 2             | 32            | 139           | 326           | 141             |
| \$1,250 to \$1,499 .....  | 420            | 2             | 43            | 202           | 172             | —             | 14            | 66            | 213           | 126             |
| \$1,500 or more .....   | 481            | 1             | 48            | 173           | 258             | 1             | 17            | 73            | 182           | 208             |
| No cash rent .....  | 203            | 10            | 67            | 115           | 12              | 3             | 24            | 87            | 77            | 13              |
| <b>Median (excludes no cash rent)</b> .....   | <b>603</b>     | <b>398</b>    | <b>552</b>    | <b>634</b>    | <b>998</b>      | <b>377</b>    | <b>519</b>    | <b>594</b>    | <b>660</b>    | <b>977</b>      |
| <b>Median Monthly Housing Costs for Owners</b>                                      |                |               |               |               |                 |               |               |               |               |                 |
| Monthly costs including all mortgages plus maintenance costs .....                  | 697            | 163           | 438           | 648           | 1 058           | 150           | 350           | 550           | 685           | 1 084           |
| Monthly costs excluding second and subsequent mortgages and maintenance costs ..... | 657            | 163           | 407           | 605           | 999             | —             | 340           | 500           | 645           | 1 012           |

Table 6-17. **Rooms in Unit by Household and Unit Size, Income, and Costs—Occupied Units With Hispanic Householder—Con.**

[Numbers in thousands. Consistent with the 1990 Census. ... means not applicable or sample too small. — means zero or rounds to zero]

| Characteristics              | Occupied units |               |               |               |                 |            |               |               |               |                 |
|------------------------------|----------------|---------------|---------------|---------------|-----------------|------------|---------------|---------------|---------------|-----------------|
|                              | Total          | Rooms         |               |               |                 | Bedrooms   |               |               |               |                 |
|                              |                | 1 and 2 rooms | 3 and 4 rooms | 5 and 6 rooms | 7 rooms or more | No rooms   | 1 room        | 2 rooms       | 3 rooms       | 4 rooms or more |
| <b>OWNER OCCUPIED UNITS</b>  |                |               |               |               |                 |            |               |               |               |                 |
| <b>Total</b> .....           | <b>4 087</b>   | <b>5</b>      | <b>644</b>    | <b>2 317</b>  | <b>1 119</b>    | <b>2</b>   | <b>106</b>    | <b>916</b>    | <b>2 236</b>  | <b>828</b>      |
| <b>Value</b>                 |                |               |               |               |                 |            |               |               |               |                 |
| Less than \$10,000 .....     | 133            | 2             | 67            | 60            | 5               | 2          | 9             | 71            | 45            | 7               |
| \$10,000 to \$19,999 .....   | 139            | 3             | 85            | 49            | 3               | —          | 15            | 79            | 41            | 4               |
| \$20,000 to \$29,999 .....   | 159            | —             | 57            | 93            | 9               | —          | 6             | 66            | 78            | 9               |
| \$30,000 to \$39,999 .....   | 154            | —             | 28            | 104           | 22              | —          | 4             | 49            | 85            | 15              |
| \$40,000 to \$49,999 .....   | 192            | —             | 33            | 135           | 24              | —          | 4             | 43            | 123           | 23              |
| \$50,000 to \$59,999 .....   | 224            | —             | 48            | 140           | 35              | —          | 9             | 60            | 128           | 27              |
| \$60,000 to \$69,999 .....   | 286            | 1             | 77            | 152           | 56              | —          | 15            | 91            | 132           | 48              |
| \$70,000 to \$79,999 .....   | 247            | —             | 39            | 167           | 41              | —          | 8             | 60            | 161           | 18              |
| \$80,000 to \$99,999 .....   | 543            | —             | 57            | 378           | 109             | —          | 5             | 105           | 356           | 78              |
| \$100,000 to \$119,999 ..... | 348            | —             | 20            | 225           | 103             | —          | 8             | 49            | 216           | 75              |
| \$120,000 to \$149,999 ..... | 526            | —             | 64            | 280           | 182             | —          | 14            | 85            | 293           | 133             |
| \$150,000 to \$199,999 ..... | 563            | —             | 43            | 319           | 201             | —          | 5             | 96            | 311           | 150             |
| \$200,000 to \$249,999 ..... | 224            | —             | 7             | 104           | 113             | —          | 1             | 34            | 114           | 75              |
| \$250,000 to \$299,999 ..... | 138            | —             | 6             | 53            | 78              | —          | —             | 11            | 59            | 68              |
| \$300,000 or more .....      | 211            | —             | 13            | 60            | 138             | —          | 3             | 17            | 93            | 99              |
| <b>Median</b> .....          | <b>98 749</b>  | <b>...</b>    | <b>60 603</b> | <b>93 708</b> | <b>145 237</b>  | <b>...</b> | <b>64 042</b> | <b>69 935</b> | <b>98 232</b> | <b>144 932</b>  |

<sup>1</sup>Does not include multiunits, cooperatives, or condominiums.

**Table 6-18. Square Footage by Household and Unit Size, Income, and Costs—Occupied Units With Hispanic Householder**

[Numbers in thousands. Consistent with the 1990 Census. .... means not applicable or sample too small. – means zero or rounds to zero]

| Characteristics   | Size of occupied detached 1-family homes and 1-family mobile homes |                           |                        |                          |                          |                          |                          |               |              |
|---|--|---------------------------|------------------------|--------------------------|--------------------------|--------------------------|--------------------------|---------------|--------------|
|   | Total  | Less than 500 square feet | 500 to 999 square feet | 1000 to 1499 square feet | 1500 to 1999 square feet | 2000 to 2499 square feet | 2500 square feet or more | Not reported  | Median       |
| <b>Total</b> .....  | <b>4 770</b>   | <b>118</b>                | <b>833</b>             | <b>1 307</b>             | <b>925</b>               | <b>464</b>               | <b>516</b>               | <b>608</b>    | <b>1 433</b> |
| <b>Persons</b>  |  |                           |                        |                          |                          |                          |                          |               |              |
| 1 person .....  | 536  | 34                        | 118                    | 128                      | 112                      | 41                       | 43                       | 61            | 1 336        |
| 2 persons .....   | 1 063  | 34                        | 175                    | 301                      | 214                      | 103                      | 122                      | 113           | 1 441        |
| 3 persons .....   | 855  | 13                        | 175                    | 220                      | 158                      | 66                       | 111                      | 112           | 1 418        |
| 4 persons .....   | 1 009  | 18                        | 167                    | 304                      | 181                      | 113                      | 111                      | 115           | 1 431        |
| 5 persons .....   | 689  | 6                         | 119                    | 180                      | 127                      | 73                       | 70                       | 114           | 1 452        |
| 6 persons .....   | 345  | 5                         | 51                     | 100                      | 71                       | 39                       | 32                       | 47            | 1 467        |
| 7 persons or more .....   | 273  | 8                         | 28                     | 75                       | 61                       | 29                       | 27                       | 46            | 1 526        |
| <b>Rooms</b>  |  |                           |                        |                          |                          |                          |                          |               |              |
| 1 room .....  | 6  | 6                         | –                      | –                        | –                        | –                        | –                        | –             | ...          |
| 2 rooms .....   | 25   | 15                        | 3                      | –                        | –                        | –                        | –                        | 8             | ...          |
| 3 rooms .....   | 124  | 28                        | 49                     | 7                        | –                        | –                        | –                        | 40            | 642          |
| 4 rooms .....   | 744  | 38                        | 351                    | 166                      | 49                       | 12                       | 12                       | 115           | 893          |
| 5 rooms .....   | 1 414  | 21                        | 313                    | 562                      | 207                      | 79                       | 55                       | 176           | 1 254        |
| 6 rooms .....   | 1 279  | 6                         | 102                    | 435                      | 367                      | 119                      | 121                      | 128           | 1 543        |
| 7 rooms .....   | 621  | –                         | 12                     | 98                       | 193                      | 123                      | 112                      | 82            | 1 913        |
| 8 rooms .....   | 318  | 3                         | –                      | 31                       | 82                       | 92                       | 75                       | 33            | 2 136        |
| 9 rooms .....   | 141  | –                         | 2                      | 1                        | 8                        | 22                       | 93                       | 15            | 2500+        |
| 10 rooms or more .....  | 99   | –                         | –                      | 6                        | 18                       | 16                       | 48                       | 11            | 2500+        |
| <b>Bedrooms</b>   |  |                           |                        |                          |                          |                          |                          |               |              |
| None .....  | 14   | 10                        | –                      | –                        | –                        | –                        | –                        | 5             | ...          |
| 1 .....   | 168  | 40                        | 65                     | 7                        | 6                        | 2                        | 2                        | 48            | 659          |
| 2 .....   | 1 154  | 48                        | 446                    | 290                      | 114                      | 40                       | 28                       | 187           | 988          |
| 3 .....   | 2 536  | 14                        | 299                    | 888                      | 596                      | 244                      | 243                      | 251           | 1 467        |
| 4 or more .....   | 899  | 7                         | 23                     | 122                      | 209                      | 179                      | 242                      | 117           | 2 086        |
| <b>Complete Bathrooms</b>   |  |                           |                        |                          |                          |                          |                          |               |              |
| None .....  | 29   | 15                        | 2                      | 6                        | –                        | –                        | –                        | 5             | ...          |
| 1 .....   | 1 927  | 90                        | 627                    | 580                      | 192                      | 63                       | 82                       | 293           | 1 086        |
| 1 and one-half .....  | 661  | 2                         | 84                     | 224                      | 134                      | 75                       | 55                       | 86            | 1 449        |
| 2 or more .....   | 2 153  | 10                        | 120                    | 496                      | 598                      | 327                      | 379                      | 224           | 1 784        |
| <b>Lot Size<sup>1</sup></b>   |  |                           |                        |                          |                          |                          |                          |               |              |
| Less than one-eighth acre .....   | 983  | 50                        | 244                    | 268                      | 155                      | 50                       | 65                       | 150           | 1 228        |
| One-eighth up to one-quarter acre .....   | 2 063  | 27                        | 357                    | 597                      | 406                      | 222                      | 171                      | 283           | 1 424        |
| One-quarter up to one-half acre .....   | 732  | 19                        | 85                     | 206                      | 152                      | 69                       | 124                      | 77            | 1 558        |
| One-half up to one acre .....   | 437  | 10                        | 56                     | 106                      | 94                       | 55                       | 74                       | 41            | 1 634        |
| 1 up to 5 acres .....   | 397  | 6                         | 54                     | 97                       | 89                       | 46                       | 67                       | 38            | 1 626        |
| 5 up to 10 acres .....  | 43   | –                         | 17                     | 7                        | 3                        | 9                        | 8                        | –             | ...          |
| 10 acres or more .....  | 78   | 6                         | –                      | 20                       | 21                       | 3                        | 2                        | 11            | 1 302        |
| <b>Median</b> .....   | <b>.21</b>   | <b>.17</b>                | <b>.19</b>             | <b>.21</b>               | <b>.22</b>               | <b>.23</b>               | <b>.29</b>               | <b>.19</b>    | <b>...</b>   |
| <b>Income of Families and Primary Individuals</b>                                   |  |                           |                        |                          |                          |                          |                          |               |              |
| Less than \$5,000 .....   | 230  | 16                        | 44                     | 58                       | 44                       | 17                       | 19                       | 31            | 1 339        |
| \$5,000 to \$9,999 .....  | 286  | 23                        | 94                     | 77                       | 29                       | 14                       | 13                       | 37            | 1 053        |
| \$10,000 to \$14,999 .....  | 442  | 27                        | 129                    | 109                      | 59                       | 16                       | 25                       | 77            | 1 123        |
| \$15,000 to \$19,999 .....  | 336  | 13                        | 84                     | 105                      | 43                       | 24                       | 12                       | 54            | 1 207        |
| \$20,000 to \$24,999 .....  | 410  | 10                        | 97                     | 158                      | 36                       | 24                       | 24                       | 61            | 1 214        |
| \$25,000 to \$29,999 .....  | 310  | 11                        | 64                     | 96                       | 55                       | 20                       | 14                       | 51            | 1 284        |
| \$30,000 to \$34,999 .....  | 365  | 1                         | 62                     | 138                      | 73                       | 29                       | 19                       | 42            | 1 357        |
| \$35,000 to \$39,999 .....  | 343  | 3                         | 63                     | 99                       | 77                       | 19                       | 34                       | 47            | 1 411        |
| \$40,000 to \$49,999 .....  | 445  | –                         | 73                     | 137                      | 101                      | 34                       | 48                       | 52            | 1 449        |
| \$50,000 to \$59,999 .....  | 398  | 5                         | 44                     | 87                       | 96                       | 61                       | 59                       | 47            | 1 707        |
| \$60,000 to \$79,999 .....  | 521  | 7                         | 37                     | 134                      | 148                      | 75                       | 75                       | 44            | 1 703        |
| \$80,000 to \$99,999 .....  | 308  | –                         | 25                     | 64                       | 81                       | 65                       | 46                       | 28            | 1 816        |
| \$100,000 to \$119,999 .....  | 147  | 1                         | 5                      | 20                       | 41                       | 21                       | 47                       | 12            | 2 009        |
| \$120,000 or more .....   | 231  | –                         | 12                     | 25                       | 41                       | 45                       | 83                       | 25            | 2 283        |
| <b>Median</b> .....   | <b>35 104</b>  | <b>13 721</b>             | <b>23 385</b>          | <b>31 830</b>            | <b>44 409</b>            | <b>55 767</b>            | <b>58 680</b>            | <b>29 382</b> | <b>...</b>   |
| <b>Monthly Housing Costs</b>  |  |                           |                        |                          |                          |                          |                          |               |              |
| Less than \$100 .....   | 82   | 2                         | 30                     | 25                       | 9                        | 5                        | –                        | 10            | 1 067        |
| \$100 to \$199 .....  | 425  | 26                        | 121                    | 154                      | 54                       | 10                       | 16                       | 44            | 1 142        |
| \$200 to \$249 .....  | 285  | 3                         | 58                     | 81                       | 73                       | 21                       | 20                       | 29            | 1 417        |
| \$250 to \$299 .....  | 290  | 10                        | 60                     | 96                       | 47                       | 33                       | 14                       | 30            | 1 316        |
| \$300 to \$349 .....  | 212  | 6                         | 47                     | 58                       | 40                       | 15                       | 20                       | 25            | 1 346        |
| \$350 to \$399 .....  | 142  | 7                         | 29                     | 49                       | 15                       | 15                       | 14                       | 13            | 1 298        |
| \$400 to \$449 .....  | 166  | 9                         | 48                     | 36                       | 31                       | 13                       | 8                        | 22            | 1 211        |
| \$450 to \$499 .....  | 179  | 7                         | 30                     | 58                       | 29                       | 20                       | 7                        | 29            | 1 335        |
| \$500 to \$599 .....  | 416  | 17                        | 108                    | 127                      | 47                       | 23                       | 29                       | 64            | 1 198        |
| \$600 to \$699 .....  | 391  | 3                         | 64                     | 137                      | 67                       | 31                       | 28                       | 62            | 1 358        |
| \$700 to \$799 .....  | 374  | 4                         | 55                     | 104                      | 95                       | 28                       | 42                       | 45            | 1 506        |
| \$800 to \$999 .....  | 487  | 8                         | 55                     | 127                      | 126                      | 47                       | 65                       | 58            | 1 596        |
| \$1,000 to \$1,249 .....  | 460  | 6                         | 42                     | 110                      | 127                      | 74                       | 46                       | 55            | 1 677        |
| \$1,250 to \$1,499 .....  | 348  | 1                         | 21                     | 74                       | 77                       | 56                       | 60                       | 59            | 1 815        |
| \$1,500 or more .....   | 393  | 1                         | 21                     | 46                       | 73                       | 66                       | 138                      | 48            | 2 242        |
| No cash rent .....  | 118  | 6                         | 45                     | 26                       | 13                       | 6                        | 6                        | 15            | 1 000        |
| <b>Median (excludes no cash rent)</b> .....   | <b>632</b>   | <b>410</b>                | <b>453</b>             | <b>566</b>               | <b>745</b>               | <b>861</b>               | <b>969</b>               | <b>650</b>    | <b>...</b>   |
| <b>Median Monthly Housing Costs for Owners</b>                                      |  |                           |                        |                          |                          |                          |                          |               |              |
| Monthly costs including all mortgages plus maintenance costs .....                  | 688  | 412                       | 387                    | 584                      | 782                      | 940                      | 1 050                    | 703           | ...          |
| Monthly costs excluding second and subsequent mortgages and maintenance costs ..... | 647  | 349                       | 336                    | 550                      | 754                      | 864                      | 980                      | 646           | ...          |

Table 6-18. **Square Footage by Household and Unit Size, Income, and Costs—Occupied Units With Hispanic Householder—Con.**

[Numbers in thousands. Consistent with the 1990 Census. ... means not applicable or sample too small. – means zero or rounds to zero]

| Characteristics              | Size of occupied detached 1-family homes and 1-family mobile homes |                           |                        |                          |                          |                          |                          |                |              |
|------------------------------|--|---------------------------|------------------------|--------------------------|--------------------------|--------------------------|--------------------------|----------------|--------------|
|                              | Total  | Less than 500 square feet | 500 to 999 square feet | 1000 to 1499 square feet | 1500 to 1999 square feet | 2000 to 2499 square feet | 2500 square feet or more | Not reported   | Median       |
| <b>OWNER OCCUPIED UNITS</b>  |  |                           |                        |                          |                          |                          |                          |                |              |
| <b>Total</b> .....           | <b>3 662</b>   | <b>51</b>                 | <b>512</b>             | <b>1 040</b>             | <b>795</b>               | <b>409</b>               | <b>468</b>               | <b>388</b>     | <b>1 522</b> |
| <b>Value</b>                 |  |                           |                        |                          |                          |                          |                          |                |              |
| Less than \$10,000 .....     | 126  | 11                        | 68                     | 24                       | 8                        | 1                        | 4                        | 9              | 846          |
| \$10,000 to \$19,999 .....   | 122  | 4                         | 54                     | 48                       | –                        | –                        | 5                        | 11             | 979          |
| \$20,000 to \$29,999 .....   | 150  | 4                         | 63                     | 34                       | 14                       | 2                        | 9                        | 23             | 970          |
| \$30,000 to \$39,999 .....   | 143  | 2                         | 38                     | 51                       | 18                       | 3                        | 3                        | 28             | 1 168        |
| \$40,000 to \$49,999 .....   | 172  | –                         | 35                     | 74                       | 33                       | 16                       | 9                        | 5              | 1 328        |
| \$50,000 to \$59,999 .....   | 194  | 2                         | 39                     | 70                       | 35                       | 12                       | 14                       | 22             | 1 317        |
| \$60,000 to \$69,999 .....   | 241  | 2                         | 36                     | 89                       | 55                       | 20                       | 23                       | 17             | 1 418        |
| \$70,000 to \$79,999 .....   | 214  | 4                         | 23                     | 105                      | 37                       | 15                       | 19                       | 11             | 1 356        |
| \$80,000 to \$99,999 .....   | 456  | –                         | 45                     | 151                      | 117                      | 63                       | 43                       | 36             | 1 556        |
| \$100,000 to \$119,999 ..... | 312  | 4                         | 17                     | 81                       | 106                      | 32                       | 39                       | 34             | 1 676        |
| \$120,000 to \$149,999 ..... | 466  | 14                        | 32                     | 111                      | 144                      | 65                       | 40                       | 60             | 1 660        |
| \$150,000 to \$199,999 ..... | 529  | –                         | 44                     | 114                      | 134                      | 77                       | 76                       | 85             | 1 741        |
| \$200,000 to \$249,999 ..... | 216  | –                         | 15                     | 35                       | 38                       | 53                       | 56                       | 19             | 2 096        |
| \$250,000 to \$299,999 ..... | 123  | 3                         | 1                      | 26                       | 29                       | 22                       | 33                       | 10             | 1 964        |
| \$300,000 or more .....      | 197  | –                         | 3                      | 27                       | 28                       | 27                       | 96                       | 15             | 2500+        |
| <b>Median</b> .....          | <b>100 801</b>   | <b>...</b>                | <b>49 569</b>          | <b>83 417</b>            | <b>115 281</b>           | <b>138 330</b>           | <b>167 282</b>           | <b>117 130</b> | <b>...</b>   |

<sup>1</sup>Does not include multiunits, cooperatives, or condominiums.

**Table 6-19. Detailed Tenure by Financial Characteristics – Occupied Units With Hispanic Householder**

[Numbers in thousands. Consistent with the 1990 Census. ... means not applicable or sample too small. – means zero or rounds to zero]

| Characteristics   | Owner occupied |               |               |               |                  |               |               |               | Renter occupied |            |                                   |            |
|---|----------------|---------------|---------------|---------------|------------------|---------------|---------------|---------------|-----------------|------------|-----------------------------------|------------|
|   | With mortgage  |               |               |               | With no mortgage |               |               |               | All renters     |            | Unsubsidized renters <sup>1</sup> |            |
|   | Total          | Specified     | Not specified |               | Total            | Specified     | Not specified |               | Specified       | Other      | Specified                         | Other      |
|   |                |               | Condo or Coop | Other         |                  |               | Condo or Coop | Other         |                 |            |                                   |            |
| <b>Total</b> .....  | <b>2 701</b>   | <b>2 344</b>  | <b>112</b>    | <b>245</b>    | <b>1 386</b>     | <b>1 096</b>  | <b>72</b>     | <b>218</b>    | <b>4 903</b>    | <b>52</b>  | <b>3 940</b>                      | <b>48</b>  |
| <b>Income of Families and Primary Individuals</b>                                   |                |               |               |               |                  |               |               |               |                 |            |                                   |            |
| Less than \$5,000 .....   | 93             | 75            | 8             | 9             | 75               | 51            | 9             | 15            | 466             | 6          | 328                               | 5          |
| \$5,000 to \$9,999 .....  | 66             | 59            | 1             | 6             | 122              | 84            | 11            | 26            | 532             | 2          | 338                               | 2          |
| \$10,000 to \$14,999 .....  | 118            | 94            | 4             | 20            | 153              | 120           | 2             | 31            | 733             | 8          | 556                               | 8          |
| \$15,000 to \$19,999 .....  | 124            | 110           | –             | 14            | 119              | 97            | 3             | 19            | 651             | 5          | 517                               | 5          |
| \$20,000 to \$24,999 .....  | 167            | 126           | 13            | 28            | 174              | 126           | 9             | 40            | 550             | 4          | 459                               | 4          |
| \$25,000 to \$29,999 .....  | 161            | 131           | 8             | 23            | 114              | 79            | 10            | 25            | 427             | 2          | 352                               | 2          |
| \$30,000 to \$34,999 .....  | 206            | 171           | 12            | 24            | 104              | 82            | –             | 21            | 378             | 18         | 355                               | 15         |
| \$35,000 to \$39,999 .....  | 198            | 181           | 2             | 15            | 78               | 70            | –             | 9             | 297             | 2          | 261                               | 2          |
| \$40,000 to \$49,999 .....  | 293            | 251           | 12            | 29            | 137              | 115           | 5             | 17            | 305             | 2          | 263                               | 2          |
| \$50,000 to \$59,999 .....  | 277            | 256           | 7             | 14            | 93               | 81            | 8             | 4             | 220             | 3          | 197                               | 3          |
| \$60,000 to \$79,999 .....  | 432            | 373           | 16            | 43            | 84               | 73            | 5             | 7             | 189             | –          | 178                               | –          |
| \$80,000 to \$99,999 .....  | 255            | 232           | 15            | 8             | 41               | 37            | 2             | 2             | 87              | –          | 78                                | –          |
| \$100,000 to \$119,999 .....  | 123            | 110           | 8             | 5             | 39               | 33            | 4             | 1             | 26              | –          | 24                                | –          |
| \$120,000 or more .....   | 188            | 174           | 7             | 7             | 53               | 48            | 4             | 1             | 41              | –          | 36                                | –          |
| <b>Median</b> .....   | <b>47 419</b>  | <b>48 956</b> | <b>47 235</b> | <b>34 604</b> | <b>27 202</b>    | <b>29 419</b> | <b>25 920</b> | <b>22 289</b> | <b>20 627</b>   | <b>...</b> | <b>22 519</b>                     | <b>...</b> |
| <b>Monthly Housing Costs</b>  |                |               |               |               |                  |               |               |               |                 |            |                                   |            |
| Less than \$100 .....   | 8              | 6             | 2             | –             | 84               | 61            | 11            | 12            | 43              | –          | 11                                | –          |
| \$100 to \$199 .....  | 24             | 16            | –             | 8             | 407              | 334           | 8             | 65            | 195             | –          | 55                                | –          |
| \$200 to \$249 .....  | 37             | 34            | –             | 4             | 244              | 214           | 8             | 21            | 90              | 2          | 36                                | 2          |
| \$250 to \$299 .....  | 43             | 36            | –             | 7             | 206              | 166           | 6             | 34            | 149             | 1          | 66                                | –          |
| \$300 to \$349 .....  | 53             | 41            | –             | 13            | 122              | 99            | 10            | 14            | 194             | 4          | 144                               | 4          |
| \$350 to \$399 .....  | 38             | 30            | 3             | 6             | 79               | 60            | 8             | 11            | 250             | –          | 203                               | –          |
| \$400 to \$449 .....  | 52             | 48            | –             | 4             | 60               | 47            | 3             | 11            | 322             | 5          | 248                               | 5          |
| \$450 to \$499 .....  | 90             | 72            | –             | 17            | 40               | 27            | 6             | 7             | 371             | 12         | 332                               | 9          |
| \$500 to \$599 .....  | 230            | 197           | 11            | 23            | 35               | 20            | 6             | 9             | 882             | 10         | 780                               | 10         |
| \$600 to \$699 .....  | 269            | 218           | 20            | 30            | 39               | 26            | –             | 13            | 771             | 5          | 667                               | 5          |
| \$700 to \$799 .....  | 274            | 231           | 18            | 26            | 26               | 16            | 1             | 9             | 569             | 4          | 506                               | 4          |
| \$800 to \$999 .....  | 404            | 359           | 19            | 26            | 15               | 4             | 5             | 6             | 536             | 4          | 462                               | 4          |
| \$1,000 to \$1,249 .....  | 424            | 387           | 12            | 25            | 12               | 8             | –             | 4             | 203             | –          | 178                               | –          |
| \$1,250 to \$1,499 .....  | 336            | 306           | 11            | 19            | 4                | 4             | –             | –             | 79              | –          | 63                                | –          |
| \$1,500 or more .....   | 418            | 364           | 16            | 38            | 12               | 9             | 2             | 1             | 51              | –          | 38                                | –          |
| No cash rent .....  | ...            | ...           | ...           | ...           | ...              | ...           | ...           | ...           | 198             | 5          | 151                               | 5          |
| <b>Median (excludes no cash rent)</b> .....   | <b>915</b>     | <b>936</b>    | <b>821</b>    | <b>743</b>    | <b>241</b>       | <b>236</b>    | <b>316</b>    | <b>265</b>    | <b>584</b>      | <b>...</b> | <b>603</b>                        | <b>...</b> |
| <b>Median Monthly Housing Costs for Owners</b>                                      |                |               |               |               |                  |               |               |               |                 |            |                                   |            |
| Monthly costs including all mortgages plus maintenance costs .....                  | 947            | 967           | 847           | 760           | 262              | 256           | 321           | 278           | ...             | ...        | ...                               | ...        |
| Monthly costs excluding second and subsequent mortgages and maintenance costs ..... | 903            | 922           | 824           | 743           | 241              | 236           | 316           | 265           | ...             | ...        | ...                               | ...        |
| <b>Monthly Housing Costs as Percent of Current Income<sup>2</sup></b>               |                |               |               |               |                  |               |               |               |                 |            |                                   |            |
| Less than 5 percent .....   | 48             | 39            | –             | 9             | 200              | 171           | 11            | 19            | 27              | –          | 21                                | –          |
| 5 to 9 percent .....  | 190            | 156           | 15            | 19            | 424              | 357           | 17            | 49            | 120             | –          | 89                                | –          |
| 10 to 14 percent .....  | 302            | 271           | 14            | 17            | 272              | 223           | 13            | 35            | 384             | 11         | 311                               | 11         |
| 15 to 19 percent .....  | 474            | 421           | 18            | 36            | 121              | 91            | 3             | 28            | 567             | 8          | 478                               | 4          |
| 20 to 24 percent .....  | 320            | 289           | 12            | 19            | 103              | 69            | 11            | 23            | 540             | 8          | 442                               | 8          |
| 25 to 29 percent .....  | 349            | 308           | 6             | 35            | 45               | 42            | –             | 3             | 530             | –          | 402                               | –          |
| 30 to 34 percent .....  | 216            | 190           | 10            | 15            | 32               | 18            | 3             | 11            | 423             | 2          | 315                               | 2          |
| 35 to 39 percent .....  | 174            | 148           | 13            | 14            | 24               | 14            | 1             | 9             | 360             | 7          | 304                               | 7          |
| 40 to 49 percent .....  | 201            | 173           | 8             | 20            | 42               | 30            | 3             | 9             | 494             | 4          | 411                               | 4          |
| 50 to 59 percent .....  | 111            | 93            | 5             | 14            | 27               | 20            | 3             | 4             | 276             | –          | 225                               | –          |
| 60 to 69 percent .....  | 71             | 57            | 2             | 11            | 9                | 8             | –             | 1             | 176             | –          | 150                               | –          |
| 70 to 99 percent .....  | 100            | 76            | 3             | 22            | 25               | 16            | –             | 9             | 261             | 4          | 210                               | 4          |
| 100 percent or more <sup>3</sup> .....  | 106            | 87            | 7             | 12            | 31               | 18            | 2             | 11            | 365             | –          | 291                               | –          |
| Zero or negative income .....   | 40             | 37            | –             | 2             | 30               | 18            | 6             | 6             | 181             | 3          | 141                               | 3          |
| No cash rent .....  | –              | –             | –             | –             | –                | –             | –             | –             | 198             | 5          | 151                               | 5          |
| <b>Median (excludes 2 previous lines)</b> .....                                     | <b>25</b>      | <b>25</b>     | <b>24</b>     | <b>28</b>     | <b>11</b>        | <b>10</b>     | <b>12</b>     | <b>15</b>     | <b>31</b>       | <b>...</b> | <b>31</b>                         | <b>...</b> |
| <b>Median (excludes 3 lines before medians)</b> .....                               | <b>24</b>      | <b>24</b>     | <b>23</b>     | <b>27</b>     | <b>11</b>        | <b>10</b>     | <b>12</b>     | <b>15</b>     | <b>29</b>       | <b>...</b> | <b>29</b>                         | <b>...</b> |

**Table 6-19. Detailed Tenure by Financial Characteristics – Occupied Units With Hispanic Householder – Con.**

[Numbers in thousands. Consistent with the 1990 Census. ... means not applicable or sample too small. – means zero or rounds to zero]

| Characteristics  | Owner occupied |                |               |               |                  |               |               |               | Renter occupied |       |                                   |       |
|--|----------------|----------------|---------------|---------------|------------------|---------------|---------------|---------------|-----------------|-------|-----------------------------------|-------|
|  | With mortgage  |                |               |               | With no mortgage |               |               |               | All renters     |       | Unsubsidized renters <sup>1</sup> |       |
|  | Total          | Specified      | Not specified |               | Total            | Specified     | Not specified |               | Specified       | Other | Specified                         | Other |
|  |                |                | Condo or Coop | Other         |                  |               | Condo or Coop | Other         |                 |       |                                   |       |
| <b>OWNER OCCUPIED UNITS</b>                            |                |                |               |               |                  |               |               |               |                 |       |                                   |       |
| <b>Total</b> .....                                     | <b>2 701</b>   | <b>2 344</b>   | <b>112</b>    | <b>245</b>    | <b>1 386</b>     | <b>1 096</b>  | <b>72</b>     | <b>218</b>    | ...             | ...   | ...                               | ...   |
| <b>Value</b>   |                |                |               |               |                  |               |               |               |                 |       |                                   |       |
| Less than \$10,000 .....                               | 37             | 10             | –             | 27            | 96               | 16            | –             | 81            | ...             | ...   | ...                               | ...   |
| \$10,000 to \$19,999 .....                             | 41             | 19             | 2             | 20            | 99               | 43            | 2             | 53            | ...             | ...   | ...                               | ...   |
| \$20,000 to \$29,999 .....                             | 51             | 31             | –             | 21            | 108              | 93            | –             | 15            | ...             | ...   | ...                               | ...   |
| \$30,000 to \$39,999 .....                             | 85             | 62             | 4             | 19            | 69               | 53            | –             | 16            | ...             | ...   | ...                               | ...   |
| \$40,000 to \$49,999 .....                             | 111            | 92             | –             | 19            | 81               | 68            | 4             | 9             | ...             | ...   | ...                               | ...   |
| \$50,000 to \$59,999 .....                             | 142            | 120            | 11            | 12            | 82               | 69            | 4             | 9             | ...             | ...   | ...                               | ...   |
| \$60,000 to \$69,999 .....                             | 184            | 157            | 11            | 16            | 102              | 92            | 8             | 3             | ...             | ...   | ...                               | ...   |
| \$70,000 to \$79,999 .....                             | 136            | 120            | 9             | 6             | 112              | 88            | 17            | 8             | ...             | ...   | ...                               | ...   |
| \$80,000 to \$99,999 .....                             | 399            | 341            | 29            | 30            | 144              | 133           | 7             | 4             | ...             | ...   | ...                               | ...   |
| \$100,000 to \$119,999 .....                           | 261            | 239            | 7             | 15            | 87               | 76            | 4             | 8             | ...             | ...   | ...                               | ...   |
| \$120,000 to \$149,999 .....                           | 412            | 366            | 24            | 22            | 114              | 97            | 14            | 3             | ...             | ...   | ...                               | ...   |
| \$150,000 to \$199,999 .....                           | 414            | 385            | 5             | 24            | 149              | 139           | 4             | 6             | ...             | ...   | ...                               | ...   |
| \$200,000 to \$249,999 .....                           | 162            | 148            | 3             | 10            | 62               | 60            | 2             | –             | ...             | ...   | ...                               | ...   |
| \$250,000 to \$299,999 .....                           | 97             | 92             | 4             | 1             | 41               | 35            | 5             | 1             | ...             | ...   | ...                               | ...   |
| \$300,000 or more .....                                | 171            | 163            | 3             | 4             | 41               | 36            | 2             | 3             | ...             | ...   | ...                               | ...   |
| <b>Median</b> .....                                    | <b>112 626</b> | <b>118 493</b> | <b>92 956</b> | <b>63 656</b> | <b>75 083</b>    | <b>84 154</b> | <b>84 646</b> | <b>15 315</b> | ...             | ...   | ...                               | ...   |
| <b>Ratio of Value to Current Income</b>                |                |                |               |               |                  |               |               |               |                 |       |                                   |       |
| Less than 1.5 .....                                    | 724            | 572            | 39            | 113           | 479              | 316           | 6             | 157           | ...             | ...   | ...                               | ...   |
| 1.5 to 1.9 .....                                       | 379            | 339            | 19            | 21            | 122              | 103           | 7             | 12            | ...             | ...   | ...                               | ...   |
| 2.0 to 2.4 .....                                       | 324            | 284            | 15            | 26            | 105              | 93            | 8             | 4             | ...             | ...   | ...                               | ...   |
| 2.5 to 2.9 .....                                       | 293            | 265            | 6             | 22            | 114              | 97            | 10            | 7             | ...             | ...   | ...                               | ...   |
| 3.0 to 3.9 .....                                       | 376            | 333            | 17            | 26            | 125              | 115           | 3             | 7             | ...             | ...   | ...                               | ...   |
| 4.0 to 4.9 .....                                       | 173            | 165            | 2             | 6             | 52               | 39            | 11            | 1             | ...             | ...   | ...                               | ...   |
| 5.0 or more .....                                      | 392            | 349            | 16            | 28            | 358              | 314           | 20            | 24            | ...             | ...   | ...                               | ...   |
| Zero or negative income .....                          | 40             | 37             | –             | 2             | 30               | 18            | –             | 6             | ...             | ...   | ...                               | ...   |
| <b>Median</b> .....                                    | <b>2.4</b>     | <b>2.4</b>     | <b>2.0</b>    | <b>1.7</b>    | <b>2.4</b>       | <b>2.6</b>    | <b>3.6</b>    | <b>1.5-</b>   | ...             | ...   | ...                               | ...   |
| <b>Average Monthly Cost Paid for Real Estate Taxes</b> |                |                |               |               |                  |               |               |               |                 |       |                                   |       |
| Less than \$25 .....                                   | 268            | 206            | 11            | 51            | 386              | 245           | 17            | 125           | ...             | ...   | ...                               | ...   |
| \$25 to \$49 .....                                     | 378            | 311            | 15            | 53            | 281              | 235           | 6             | 41            | ...             | ...   | ...                               | ...   |
| \$50 to \$74 .....                                     | 467            | 401            | 28            | 38            | 192              | 161           | 15            | 16            | ...             | ...   | ...                               | ...   |
| \$75 to \$99 .....                                     | 324            | 287            | 22            | 15            | 138              | 122           | 7             | 8             | ...             | ...   | ...                               | ...   |
| \$100 to \$149 .....                                   | 522            | 471            | 24            | 27            | 162              | 139           | 10            | 13            | ...             | ...   | ...                               | ...   |
| \$150 to \$199 .....                                   | 252            | 233            | 4             | 14            | 81               | 70            | 8             | 3             | ...             | ...   | ...                               | ...   |
| \$200 or more .....                                    | 489            | 434            | 8             | 47            | 145              | 124           | 9             | 12            | ...             | ...   | ...                               | ...   |
| <b>Median</b> .....                                    | <b>93</b>      | <b>97</b>      | <b>78</b>     | <b>62</b>     | <b>53</b>        | <b>61</b>     | <b>71</b>     | <b>25-</b>    | ...             | ...   | ...                               | ...   |
| <b>OWNERS WITH ONE OR MORE REGULAR MORTGAGES</b>       |                |                |               |               |                  |               |               |               |                 |       |                                   |       |
| <b>Total</b> .....                                     | <b>2 598</b>   | <b>2 263</b>   | <b>112</b>    | <b>223</b>    | ...              | ...           | ...           | ...           | ...             | ...   | ...                               | ...   |
| <b>Monthly Payment for Principal and Interest</b>      |                |                |               |               |                  |               |               |               |                 |       |                                   |       |
| One or more regular mortgages .....                    | 2 598          | 2 263          | 112           | 223           | ...              | ...           | ...           | ...           | ...             | ...   | ...                               | ...   |
| Less than \$100 .....                                  | 82             | 63             | 2             | 16            | ...              | ...           | ...           | ...           | ...             | ...   | ...                               | ...   |
| \$100 to \$199 .....                                   | 107            | 77             | –             | 30            | ...              | ...           | ...           | ...           | ...             | ...   | ...                               | ...   |
| \$200 to \$249 .....                                   | 82             | 77             | 3             | 2             | ...              | ...           | ...           | ...           | ...             | ...   | ...                               | ...   |
| \$250 to \$299 .....                                   | 122            | 98             | 9             | 14            | ...              | ...           | ...           | ...           | ...             | ...   | ...                               | ...   |
| \$300 to \$349 .....                                   | 117            | 98             | 7             | 13            | ...              | ...           | ...           | ...           | ...             | ...   | ...                               | ...   |
| \$350 to \$399 .....                                   | 147            | 112            | 4             | 31            | ...              | ...           | ...           | ...           | ...             | ...   | ...                               | ...   |
| \$400 to \$449 .....                                   | 162            | 145            | 9             | 8             | ...              | ...           | ...           | ...           | ...             | ...   | ...                               | ...   |
| \$450 to \$499 .....                                   | 146            | 122            | 11            | 12            | ...              | ...           | ...           | ...           | ...             | ...   | ...                               | ...   |
| \$500 to \$599 .....                                   | 286            | 252            | 18            | 16            | ...              | ...           | ...           | ...           | ...             | ...   | ...                               | ...   |
| \$600 to \$699 .....                                   | 274            | 246            | 15            | 14            | ...              | ...           | ...           | ...           | ...             | ...   | ...                               | ...   |
| \$700 to \$799 .....                                   | 157            | 149            | 3             | 5             | ...              | ...           | ...           | ...           | ...             | ...   | ...                               | ...   |
| \$800 to \$999 .....                                   | 351            | 318            | 14            | 19            | ...              | ...           | ...           | ...           | ...             | ...   | ...                               | ...   |
| \$1,000 to \$1,249 .....                               | 294            | 261            | 10            | 22            | ...              | ...           | ...           | ...           | ...             | ...   | ...                               | ...   |
| \$1,250 to \$1,499 .....                               | 114            | 102            | 1             | 10            | ...              | ...           | ...           | ...           | ...             | ...   | ...                               | ...   |
| \$1,500 or more .....                                  | 157            | 142            | 5             | 9             | ...              | ...           | ...           | ...           | ...             | ...   | ...                               | ...   |
| <b>Median</b> .....                                    | <b>617</b>     | <b>635</b>     | <b>557</b>    | <b>429</b>    | ...              | ...           | ...           | ...           | ...             | ...   | ...                               | ...   |
| <b>Type of Primary Mortgage</b>                        |                |                |               |               |                  |               |               |               |                 |       |                                   |       |
| FHA .....  | 647            | 592            | 33            | 21            | ...              | ...           | ...           | ...           | ...             | ...   | ...                               | ...   |
| VA .....   | 129            | 124            | –             | 5             | ...              | ...           | ...           | ...           | ...             | ...   | ...                               | ...   |
| Farmers Home Administration .....                      | 28             | 23             | –             | 5             | ...              | ...           | ...           | ...           | ...             | ...   | ...                               | ...   |
| Other types .....                                      | 1 622          | 1 379          | 64            | 180           | ...              | ...           | ...           | ...           | ...             | ...   | ...                               | ...   |
| Don't know .....                                       | 11             | 11             | –             | –             | ...              | ...           | ...           | ...           | ...             | ...   | ...                               | ...   |
| Not reported .....                                     | 161            | 134            | 16            | 11            | ...              | ...           | ...           | ...           | ...             | ...   | ...                               | ...   |
| <b>Mortgage Origination</b>                            |                |                |               |               |                  |               |               |               |                 |       |                                   |       |
| Placed new mortgage(s) .....                           | 2 521          | 2 194          | 112           | 215           | ...              | ...           | ...           | ...           | ...             | ...   | ...                               | ...   |
| Primary obtained when property acquired .....          | 2 015          | 1 750          | 99            | 166           | ...              | ...           | ...           | ...           | ...             | ...   | ...                               | ...   |
| Obtained later .....                                   | 506            | 443            | 13            | 49            | ...              | ...           | ...           | ...           | ...             | ...   | ...                               | ...   |
| Assumed .....  | 72             | 64             | –             | 8             | ...              | ...           | ...           | ...           | ...             | ...   | ...                               | ...   |
| Wrap-around .....                                      | 4              | 4              | –             | –             | ...              | ...           | ...           | ...           | ...             | ...   | ...                               | ...   |
| Combination of the above .....                         | 1              | 1              | –             | –             | ...              | ...           | ...           | ...           | ...             | ...   | ...                               | ...   |



**Table 6-19. Detailed Tenure by Financial Characteristics—Occupied Units With Hispanic Householder—Con.**

[Numbers in thousands. Consistent with the 1990 Census. ... means not applicable or sample too small. — means zero or rounds to zero]

| Characteristics                                       | Owner occupied |           |               |       |                  |           |               |       | Renter occupied |       |                                   |       |
|---|----------------|-----------|---------------|-------|------------------|-----------|---------------|-------|-----------------|-------|-----------------------------------|-------|
|   | With mortgage  |           |               |       | With no mortgage |           |               |       | All renters     |       | Unsubsidized renters <sup>1</sup> |       |
|   | Total          | Specified | Not specified |       | Total            | Specified | Not specified |       | Specified       | Other | Specified                         | Other |
|   |                |           | Condo or Coop | Other |                  |           | Condo or Coop | Other |                 |       |                                   |       |
| <b>OWNERS WITH ONE OR MORE REGULAR MORTGAGES—Con.</b> |                |           |               |       |                  |           |               |       |                 |       |                                   |       |
| <b>Payment Plan of Primary Mortgage</b>               |                |           |               |       |                  |           |               |       |                 |       |                                   |       |
| Fixed payment, self-amortizing .....                  | 2 099          | 1 847     | 84            | 168   | ...              | ...       | ...           | ...   | ...             | ...   | ...                               | ...   |
| Adjustable rate mortgage .....                        | 147            | 125       | 7             | 15    | ...              | ...       | ...           | ...   | ...             | ...   | ...                               | ...   |
| Adjustable term mortgage .....                        | 16             | 8         | 3             | 5     | ...              | ...       | ...           | ...   | ...             | ...   | ...                               | ...   |
| Graduated payment mortgage .....                      | 35             | 30        | —             | 6     | ...              | ...       | ...           | ...   | ...             | ...   | ...                               | ...   |
| Balloon .....   | 16             | 12        | —             | 5     | ...              | ...       | ...           | ...   | ...             | ...   | ...                               | ...   |
| Other .....   | —              | —         | —             | —     | ...              | ...       | ...           | ...   | ...             | ...   | ...                               | ...   |
| Combination of the above .....                        | 11             | 10        | 1             | —     | ...              | ...       | ...           | ...   | ...             | ...   | ...                               | ...   |
| Not reported .....                                    | 274            | 232       | 18            | 24    | ...              | ...       | ...           | ...   | ...             | ...   | ...                               | ...   |
| <b>Payment Plan of Secondary Mortgage</b>             |                |           |               |       |                  |           |               |       |                 |       |                                   |       |
| Units with two or more mortgages .....                | 114            | 100       | 6             | 8     | ...              | ...       | ...           | ...   | ...             | ...   | ...                               | ...   |
| Fixed payment, self-amortizing .....                  | 98             | 86        | 6             | 6     | ...              | ...       | ...           | ...   | ...             | ...   | ...                               | ...   |
| Adjustable rate mortgage .....                        | 4              | 4         | —             | —     | ...              | ...       | ...           | ...   | ...             | ...   | ...                               | ...   |
| Adjustable term mortgage .....                        | 3              | 3         | —             | —     | ...              | ...       | ...           | ...   | ...             | ...   | ...                               | ...   |
| Graduated payment mortgage .....                      | 2              | 2         | —             | —     | ...              | ...       | ...           | ...   | ...             | ...   | ...                               | ...   |
| Balloon .....   | —              | —         | —             | —     | ...              | ...       | ...           | ...   | ...             | ...   | ...                               | ...   |
| Other .....   | —              | —         | —             | —     | ...              | ...       | ...           | ...   | ...             | ...   | ...                               | ...   |
| Combination of the above .....                        | 2              | —         | —             | 2     | ...              | ...       | ...           | ...   | ...             | ...   | ...                               | ...   |
| Not reported .....                                    | 6              | 6         | —             | —     | ...              | ...       | ...           | ...   | ...             | ...   | ...                               | ...   |
| <b>Lenders of Primary and Secondary Mortgages</b>     |                |           |               |       |                  |           |               |       |                 |       |                                   |       |
| Only borrowed from firm(s) .....                      | 2 295          | 2 011     | 89            | 194   | ...              | ...       | ...           | ...   | ...             | ...   | ...                               | ...   |
| Only borrowed from seller .....                       | 82             | 71        | —             | 11    | ...              | ...       | ...           | ...   | ...             | ...   | ...                               | ...   |
| Only borrowed from other individual(s) .....          | 19             | 12        | 3             | 4     | ...              | ...       | ...           | ...   | ...             | ...   | ...                               | ...   |
| Borrowed from a firm and seller .....                 | 3              | 1         | —             | 2     | ...              | ...       | ...           | ...   | ...             | ...   | ...                               | ...   |
| Borrowed from a firm and other individual .....       | —              | —         | —             | —     | ...              | ...       | ...           | ...   | ...             | ...   | ...                               | ...   |
| Borrowed from seller and other individual .....       | —              | —         | —             | —     | ...              | ...       | ...           | ...   | ...             | ...   | ...                               | ...   |
| One or both sources not reported .....                | 199            | 168       | 20            | 11    | ...              | ...       | ...           | ...   | ...             | ...   | ...                               | ...   |

<sup>1</sup>Excludes units in public housing projects and housing units with government rent subsidies.

<sup>2</sup>Beginning with 1989 this item uses current income in its calculation, see Appendix A.

<sup>3</sup>May reflect a temporary situation, living off savings, or response error.

**Table 6-20. Income of Families and Primary Individuals by Selected Characteristics—Occupied Units With Hispanic Householder**

[Numbers in thousands. Consistent with the 1990 Census. .... means not applicable or sample too small. — means zero or rounds to zero]

| Characteristics  | Total        | Zero to negative | \$1 to \$4,999 | \$5,000 to \$9,999 | \$10,000 to \$14,999 | \$15,000 to \$19,999 | \$20,000 to \$29,999 | \$30,000 to \$39,999 | \$40,000 to \$59,999 | \$60,000 to \$79,999 | \$80,000 to \$99,999 | \$100,000 to \$119,999 | \$120,000 or more | Median        |
|--|--------------|------------------|----------------|--------------------|----------------------|----------------------|----------------------|----------------------|----------------------|----------------------|----------------------|------------------------|-------------------|---------------|
| <b>Total</b> .....   | <b>9 041</b> | <b>269</b>       | <b>371</b>     | <b>723</b>         | <b>1 011</b>         | <b>899</b>           | <b>1 600</b>         | <b>1 281</b>         | <b>1 330</b>         | <b>706</b>           | <b>383</b>           | <b>188</b>             | <b>282</b>        | <b>27 803</b> |
| <b>Units in Structure</b>  |              |                  |                |                    |                      |                      |                      |                      |                      |                      |                      |                        |                   |               |
| 1, detached .....  | 4 372        | 87               | 117            | 242                | 350                  | 288                  | 631                  | 650                  | 813                  | 509                  | 308                  | 147                    | 229               | 37 241        |
| 1, attached .....  | 740          | 28               | 21             | 75                 | 92                   | 94                   | 140                  | 106                  | 118                  | 27                   | 18                   | 4                      | 17                | 24 304        |
| 2 to 4 .....   | 1 137        | 47               | 78             | 103                | 149                  | 156                  | 230                  | 140                  | 136                  | 59                   | 21                   | 16                     | 3                 | 21 567        |
| 5 to 9 .....   | 725          | 24               | 44             | 49                 | 100                  | 106                  | 167                  | 121                  | 54                   | 23                   | 16                   | 4                      | 16                | 22 385        |
| 10 to 19 .....   | 613          | 37               | 36             | 48                 | 83                   | 70                   | 147                  | 92                   | 59                   | 23                   | 10                   | 5                      | 3                 | 22 208        |
| 20 to 49 .....   | 605          | 22               | 33             | 80                 | 84                   | 87                   | 102                  | 82                   | 64                   | 35                   | 6                    | —                      | 9                 | 19 776        |
| 50 or more .....   | 447          | 16               | 25             | 81                 | 61                   | 47                   | 93                   | 32                   | 56                   | 18                   | 4                    | 11                     | 3                 | 19 327        |
| Mobile home or trailer .....                                     | 401          | 9                | 17             | 43                 | 92                   | 51                   | 88                   | 58                   | 29                   | 12                   | —                    | —                      | 1                 | 18 822        |
| <b>Year Structure Built<sup>1</sup></b>                          |              |                  |                |                    |                      |                      |                      |                      |                      |                      |                      |                        |                   |               |
| 2000 to 2004 .....   | —            | —                | —              | —                  | —                    | —                    | —                    | —                    | —                    | —                    | —                    | —                      | —                 | ...           |
| 1995 to 1999 .....   | 466          | 22               | 12             | 21                 | 30                   | 34                   | 84                   | 61                   | 48                   | 45                   | 54                   | 14                     | 41                | 34 914        |
| 1990 to 1994 .....   | 424          | 3                | 9              | 20                 | 52                   | 26                   | 62                   | 55                   | 71                   | 55                   | 22                   | 19                     | 33                | 37 467        |
| 1985 to 1989 .....   | 545          | 7                | 29             | 27                 | 52                   | 65                   | 96                   | 63                   | 102                  | 52                   | 21                   | 7                      | 22                | 29 528        |
| 1980 to 1984 .....   | 625          | 27               | 31             | 50                 | 63                   | 59                   | 119                  | 92                   | 68                   | 55                   | 36                   | 14                     | 11                | 26 879        |
| 1975 to 1979 .....   | 927          | 23               | 18             | 82                 | 96                   | 97                   | 165                  | 147                  | 146                  | 85                   | 45                   | 11                     | 10                | 28 918        |
| 1970 to 1974 .....   | 875          | 26               | 22             | 68                 | 128                  | 113                  | 144                  | 102                  | 127                  | 63                   | 33                   | 20                     | 29                | 25 665        |
| 1960 to 1969 .....   | 1 295        | 52               | 72             | 100                | 136                  | 132                  | 231                  | 173                  | 203                  | 84                   | 44                   | 26                     | 41                | 26 714        |
| 1950 to 1959 .....   | 1 255        | 18               | 49             | 93                 | 136                  | 105                  | 242                  | 162                  | 228                  | 110                  | 40                   | 35                     | 39                | 29 425        |
| 1940 to 1949 .....   | 932          | 27               | 41             | 120                | 117                  | 79                   | 145                  | 154                  | 116                  | 57                   | 43                   | 16                     | 17                | 25 593        |
| 1930 to 1939 .....   | 645          | 16               | 37             | 61                 | 80                   | 60                   | 120                  | 119                  | 94                   | 36                   | 4                    | 4                      | 15                | 25 784        |
| 1920 to 1929 .....   | 448          | 9                | 18             | 39                 | 55                   | 52                   | 83                   | 70                   | 61                   | 25                   | 13                   | 7                      | 17                | 26 159        |
| 1919 or earlier .....  | 605          | 40               | 32             | 42                 | 68                   | 76                   | 109                  | 83                   | 66                   | 41                   | 28                   | 13                     | 7                 | 24 131        |
| <b>Median</b> .....  | <b>1965</b>  | <b>1965</b>      | <b>1961</b>    | <b>1961</b>        | <b>1964</b>          | <b>1966</b>          | <b>1964</b>          | <b>1963</b>          | <b>1965</b>          | <b>1970</b>          | <b>1973</b>          | <b>1967</b>            | <b>1971</b>       | <b>...</b>    |
| <b>Rooms</b>   |              |                  |                |                    |                      |                      |                      |                      |                      |                      |                      |                        |                   |               |
| 1 room .....   | 53           | 8                | 4              | 13                 | 10                   | 2                    | 8                    | 4                    | 2                    | 3                    | —                    | —                      | —                 | ...           |
| 2 rooms .....  | 171          | 7                | 28             | 31                 | 30                   | 20                   | 27                   | 10                   | 7                    | 9                    | 2                    | —                      | —                 | 13 178        |
| 3 rooms .....  | 1 232        | 58               | 64             | 194                | 188                  | 176                  | 266                  | 151                  | 87                   | 33                   | —                    | 7                      | 10                | 18 186        |
| 4 rooms .....  | 2 503        | 74               | 129            | 233                | 373                  | 352                  | 526                  | 363                  | 287                  | 79                   | 38                   | 23                     | 26                | 21 715        |
| 5 rooms .....  | 2 230        | 67               | 88             | 157                | 243                  | 207                  | 411                  | 338                  | 371                  | 167                  | 103                  | 35                     | 43                | 28 616        |
| 6 rooms .....  | 1 595        | 28               | 40             | 59                 | 134                  | 111                  | 253                  | 282                  | 317                  | 204                  | 84                   | 37                     | 48                | 36 167        |
| 7 rooms .....  | 671          | 18               | 13             | 28                 | 24                   | 22                   | 75                   | 79                   | 142                  | 126                  | 66                   | 30                     | 47                | 50 706        |
| 8 rooms .....  | 337          | 9                | —              | 5                  | 4                    | 7                    | 20                   | 38                   | 69                   | 57                   | 53                   | 34                     | 41                | 65 914        |
| 9 rooms .....  | 147          | —                | —              | 3                  | 2                    | 2                    | 11                   | 10                   | 26                   | 17                   | 21                   | 18                     | 37                | 82 283        |
| 10 rooms or more .....   | 102          | —                | 5              | —                  | 3                    | —                    | 4                    | 7                    | 22                   | 13                   | 15                   | 3                      | 30                | 75 824        |
| <b>Bedrooms</b>  |              |                  |                |                    |                      |                      |                      |                      |                      |                      |                      |                        |                   |               |
| None .....   | 108          | 10               | 18             | 21                 | 17                   | 12                   | 12                   | 8                    | 4                    | 5                    | —                    | —                      | —                 | 11 252        |
| 1 .....  | 1 615        | 75               | 87             | 249                | 259                  | 218                  | 319                  | 219                  | 115                  | 43                   | 8                    | 7                      | 17                | 18 156        |
| 2 .....  | 3 190        | 87               | 154            | 283                | 445                  | 400                  | 665                  | 438                  | 427                  | 149                  | 58                   | 50                     | 36                | 23 418        |
| 3 .....  | 3 144        | 83               | 92             | 147                | 250                  | 240                  | 515                  | 481                  | 587                  | 357                  | 215                  | 65                     | 112               | 35 095        |
| 4 or more .....  | 985          | 14               | 19             | 23                 | 41                   | 29                   | 88                   | 135                  | 199                  | 152                  | 102                  | 66                     | 118               | 54 470        |
| <b>Complete Bathrooms</b>  |              |                  |                |                    |                      |                      |                      |                      |                      |                      |                      |                        |                   |               |
| None .....   | 75           | 8                | 12             | 21                 | 9                    | 6                    | 4                    | 10                   | —                    | 2                    | —                    | 1                      | 2                 | 9 191         |
| 1 .....  | 5 122        | 174              | 267            | 542                | 743                  | 642                  | 1 016                | 741                  | 593                  | 224                  | 84                   | 50                     | 46                | 21 894        |
| 1 and one-half .....   | 1 013        | 30               | 27             | 55                 | 98                   | 81                   | 193                  | 140                  | 197                  | 102                  | 45                   | 21                     | 25                | 31 670        |
| 2 or more .....  | 2 831        | 57               | 65             | 105                | 161                  | 170                  | 387                  | 390                  | 541                  | 378                  | 254                  | 115                    | 209               | 42 984        |
| <b>Main Heating Equipment</b>                                    |              |                  |                |                    |                      |                      |                      |                      |                      |                      |                      |                        |                   |               |
| Warm-air furnace .....   | 4 216        | 111              | 133            | 271                | 389                  | 356                  | 698                  | 658                  | 700                  | 403                  | 205                  | 110                    | 181               | 32 284        |
| Steam or hot water system .....                                  | 1 188        | 49               | 74             | 105                | 125                  | 129                  | 211                  | 140                  | 150                  | 88                   | 57                   | 26                     | 36                | 25 373        |
| Electric heat pump .....   | 1 008        | 31               | 18             | 57                 | 100                  | 107                  | 164                  | 131                  | 180                  | 95                   | 56                   | 24                     | 43                | 32 033        |
| Built-in electric units .....                                    | 344          | 10               | 35             | 25                 | 33                   | 37                   | 63                   | 64                   | 47                   | 19                   | 6                    | 1                      | 4                 | 25 113        |
| Floor, wall, or other built-in hot-air units without ducts ..... | 1 188        | 43               | 66             | 101                | 187                  | 147                  | 248                  | 142                  | 136                  | 49                   | 30                   | 22                     | 16                | 21 991        |
| Room heaters with flue .....                                     | 156          | 2                | 12             | 21                 | 25                   | 14                   | 28                   | 24                   | 20                   | —                    | 9                    | —                      | 1                 | 21 608        |
| Room heaters without flue .....                                  | 354          | 7                | 6              | 60                 | 62                   | 36                   | 74                   | 50                   | 38                   | 18                   | 4                    | —                      | —                 | 20 912        |
| Portable electric heaters .....                                  | 240          | 3                | 11             | 34                 | 28                   | 40                   | 55                   | 30                   | 24                   | 9                    | 5                    | 1                      | —                 | 20 722        |
| Stoves .....   | 46           | 5                | 10             | 2                  | —                    | —                    | 5                    | 9                    | 3                    | 7                    | —                    | —                      | —                 | ...           |
| Fireplaces with inserts .....                                    | 9            | —                | 2              | —                  | 2                    | —                    | 1                    | —                    | —                    | 2                    | 2                    | —                      | —                 | ...           |
| Fireplaces without inserts .....                                 | 13           | —                | —              | 2                  | 7                    | —                    | 2                    | —                    | 1                    | —                    | —                    | —                      | —                 | ...           |
| Other .....  | 47           | —                | —              | 11                 | 4                    | 6                    | 11                   | 7                    | 1                    | 1                    | 2                    | —                      | —                 | ...           |
| Cooking stove .....  | 35           | 2                | —              | 3                  | 9                    | 1                    | 5                    | 1                    | 10                   | 2                    | —                    | 2                      | —                 | ...           |
| None .....   | 194          | 7                | 8              | 23                 | 38                   | 26                   | 40                   | 20                   | 12                   | 14                   | 6                    | —                      | 1                 | 19 188        |
| <b>Primary Source of Water</b>                                   |              |                  |                |                    |                      |                      |                      |                      |                      |                      |                      |                        |                   |               |
| Public system or private company .....                           | 8 762        | 257              | 363            | 704                | 989                  | 881                  | 1 549                | 1 249                | 1 275                | 678                  | 374                  | 175                    | 269               | 27 666        |
| Well serving 1 to 5 units .....                                  | 264          | 12               | 7              | 17                 | 23                   | 17                   | 44                   | 31                   | 51                   | 28                   | 9                    | 12                     | 13                | 33 698        |
| Drilled .....  | 232          | 12               | 2              | 17                 | 19                   | 15                   | 39                   | 25                   | 42                   | 26                   | 9                    | 12                     | 13                | 34 376        |
| Dug .....  | 18           | —                | 5              | —                  | 2                    | 2                    | 2                    | 3                    | 2                    | 2                    | —                    | —                      | —                 | ...           |
| Not reported .....   | 15           | —                | —              | —                  | 2                    | —                    | 4                    | 3                    | 6                    | —                    | —                    | —                      | —                 | ...           |
| Other .....  | 15           | —                | —              | 2                  | —                    | —                    | 8                    | 1                    | 4                    | —                    | —                    | —                      | 1                 | ...           |
| <b>Means of Sewage Disposal</b>                                  |              |                  |                |                    |                      |                      |                      |                      |                      |                      |                      |                        |                   |               |
| Public sewer .....   | 8 362        | 247              | 346            | 674                | 922                  | 844                  | 1 509                | 1 196                | 1 210                | 642                  | 350                  | 173                    | 248               | 27 603        |
| Septic tank, cesspool, chemical toilet .....                     | 675          | 22               | 25             | 44                 | 89                   | 54                   | 90                   | 84                   | 120                  | 65                   | 32                   | 14                     | 34                | 31 502        |
| Other .....  | 4            | —                | —              | 4                  | —                    | —                    | —                    | —                    | —                    | —                    | —                    | —                      | —                 | ...           |
| <b>Main House Heating Fuel</b>                                   |              |                  |                |                    |                      |                      |                      |                      |                      |                      |                      |                        |                   |               |
| Housing units with heating fuel .....                            | 8 847        | 262              | 363            | 700                | 973                  | 873                  | 1 559                | 1 261                | 1 318                | 693                  | 377                  | 188                    | 281               | 28 033        |
| Electricity .....  | 3 121        | 97               | 144            | 243                | 348                  | 360                  | 552                  | 423                  | 460                  | 240                  | 105                  | 54                     | 94                | 26 683        |
| Piped gas .....  | 4 648        | 123              | 153            | 353                | 489                  | 415                  | 790                  | 687                  | 746                  | 385                  | 231                  | 111                    | 165               | 30 015        |
| Bottled gas .....  | 210          | 7                | 16             | 6                  | 23                   | 24                   | 51                   | 38                   | 17                   | 5                    | 10                   | 5                      | 7                 | 25 565        |
| Fuel oil .....   | 729          | 30               | 43             | 76                 | 67                   | 70                   | 155                  | 90                   | 87                   | 53                   | 27                   | 17                     | 14                | 25 096        |
| Kerosene or other liquid fuel .....                              | 39           | —                | —              | 5                  | 25                   | —                    | 3                    | 4                    | 2                    | —                    | —                    | —                      | —                 | ...           |
| Coal or coke .....   | 3            | —                | 1              | —                  | —                    | —                    | —                    | —                    | —                    | —                    | —                    | —                      | —                 | ...           |
| Wood .....   | 72           | 6                | 5              | 14                 | 11                   | 2                    | 7                    | 11                   | 3                    | 9                    | 4                    | —                      | —                 | 14 850        |
| Solar energy .....   | —            | —                | —              | —                  | —                    | —                    | —                    | —                    | —                    | —                    | —                    | —                      | —                 | ...           |
| Other .....  | 25           | —                | —              | 4                  | 10                   | 1                    | 1                    | 8                    | 1                    | —                    | —                    | —                      | —                 | ...           |

**Table 6-20. Income of Families and Primary Individuals by Selected Characteristics—Occupied Units With Hispanic Householder—Con.**

[Numbers in thousands. Consistent with the 1990 Census. .... means not applicable or sample too small. — means zero or rounds to zero]

| Characteristics   | Total | Zero to negative | \$1 to \$4,999 | \$5,000 to \$9,999 | \$10,000 to \$14,999 | \$15,000 to \$19,999 | \$20,000 to \$29,999 | \$30,000 to \$39,999 | \$40,000 to \$59,999 | \$60,000 to \$79,999 | \$80,000 to \$99,999 | \$100,000 to \$119,999 | \$120,000 or more | Median |
|---|-------|------------------|----------------|--------------------|----------------------|----------------------|----------------------|----------------------|----------------------|----------------------|----------------------|------------------------|-------------------|--------|
| <b>Cooking Fuel</b>   |       |                  |                |                    |                      |                      |                      |                      |                      |                      |                      |                        |                   |        |
| With cooking fuel .....   | 9 004 | 262              | 364            | 713                | 1 007                | 899                  | 1 597                | 1 276                | 1 328                | 706                  | 382                  | 188                    | 282               | 27 870 |
| Electricity .....   | 3 717 | 122              | 124            | 252                | 446                  | 365                  | 627                  | 513                  | 547                  | 318                  | 179                  | 98                     | 126               | 28 771 |
| Piped gas .....   | 4 995 | 133              | 217            | 435                | 513                  | 502                  | 914                  | 727                  | 754                  | 372                  | 196                  | 83                     | 148               | 27 626 |
| Bottled gas .....   | 282   | 6                | 23             | 25                 | 47                   | 30                   | 57                   | 33                   | 27                   | 16                   | 6                    | 5                      | 8                 | 21 854 |
| Kerosene or other liquid fuel .....   | —     | —                | —              | —                  | —                    | —                    | —                    | —                    | —                    | —                    | —                    | —                      | —                 | ...    |
| Coal or coke .....  | —     | —                | —              | —                  | —                    | —                    | —                    | —                    | —                    | —                    | —                    | —                      | —                 | ...    |
| Wood .....  | 4     | 2                | —              | 2                  | —                    | —                    | —                    | —                    | —                    | —                    | —                    | —                      | —                 | ...    |
| Other .....   | 6     | —                | —              | —                  | —                    | 1                    | —                    | 3                    | —                    | —                    | —                    | 2                      | —                 | ...    |
| <b>Persons</b>  |       |                  |                |                    |                      |                      |                      |                      |                      |                      |                      |                        |                   |        |
| 1 person .....  | 1 379 | 95               | 108            | 263                | 200                  | 138                  | 230                  | 136                  | 124                  | 48                   | 13                   | 8                      | 16                | 15 846 |
| 2 persons .....   | 2 087 | 93               | 89             | 168                | 279                  | 194                  | 358                  | 316                  | 282                  | 162                  | 76                   | 23                     | 46                | 26 151 |
| 3 persons .....   | 1 704 | 31               | 73             | 113                | 171                  | 226                  | 266                  | 233                  | 268                  | 138                  | 81                   | 33                     | 71                | 28 943 |
| 4 persons .....   | 1 820 | 28               | 49             | 82                 | 218                  | 165                  | 333                  | 275                  | 258                  | 177                  | 110                  | 65                     | 59                | 31 249 |
| 5 persons .....   | 1 144 | 14               | 15             | 52                 | 99                   | 115                  | 245                  | 171                  | 228                  | 91                   | 62                   | 24                     | 29                | 31 896 |
| 6 persons .....   | 535   | 6                | 31             | 29                 | 31                   | 32                   | 103                  | 95                   | 99                   | 40                   | 27                   | 12                     | 31                | 33 712 |
| 7 persons or more .....   | 372   | 2                | 5              | 14                 | 14                   | 29                   | 66                   | 56                   | 72                   | 51                   | 13                   | 22                     | 30                | 40 333 |
| <b>Household Composition by Age of Householder</b>                                  |       |                  |                |                    |                      |                      |                      |                      |                      |                      |                      |                        |                   |        |
| 2-or-more-person households .....   | 7 662 | 174              | 262            | 460                | 812                  | 761                  | 1 370                | 1 145                | 1 206                | 658                  | 369                  | 180                    | 266               | 29 948 |
| Married-couple families, no nonrelatives .....                                      | 4 917 | 70               | 87             | 193                | 364                  | 394                  | 865                  | 792                  | 914                  | 536                  | 317                  | 162                    | 223               | 36 124 |
| Under 25 years .....  | 284   | 4                | 15             | 15                 | 53                   | 46                   | 60                   | 43                   | 32                   | 13                   | 1                    | —                      | 1                 | 21 414 |
| 25 to 29 years .....  | 569   | 5                | 5              | 11                 | 58                   | 39                   | 131                  | 126                  | 107                  | 55                   | 17                   | 6                      | 10                | 32 873 |
| 30 to 34 years .....  | 707   | 11               | 3              | 13                 | 39                   | 71                   | 120                  | 123                  | 165                  | 75                   | 48                   | 16                     | 24                | 37 923 |
| 35 to 44 years .....  | 1 464 | 19               | 17             | 39                 | 72                   | 98                   | 258                  | 262                  | 273                  | 171                  | 119                  | 71                     | 65                | 38 730 |
| 45 to 64 years .....  | 1 397 | 14               | 31             | 55                 | 71                   | 81                   | 194                  | 205                  | 265                  | 198                  | 120                  | 61                     | 102               | 43 584 |
| 65 years and over .....   | 496   | 17               | 16             | 61                 | 71                   | 59                   | 103                  | 33                   | 73                   | 24                   | 13                   | 7                      | 20                | 22 326 |
| Other male householder .....  | 1 021 | 38               | 28             | 52                 | 150                  | 140                  | 203                  | 168                  | 128                  | 59                   | 25                   | 9                      | 22                | 25 061 |
| Under 45 years .....  | 774   | 30               | 19             | 37                 | 124                  | 97                   | 169                  | 144                  | 92                   | 28                   | 14                   | 3                      | 15                | 24 718 |
| 45 to 64 years .....  | 197   | 8                | 8              | 12                 | 18                   | 30                   | 33                   | 18                   | 31                   | 25                   | 8                    | 2                      | 4                 | 27 061 |
| 65 years and over .....   | 50    | —                | 1              | 3                  | 9                    | 12                   | 2                    | 6                    | 5                    | 6                    | 2                    | 3                      | 2                 | ...    |
| Other female householder .....  | 1 724 | 66               | 147            | 214                | 298                  | 226                  | 301                  | 185                  | 164                  | 63                   | 27                   | 9                      | 22                | 18 002 |
| Under 45 years .....  | 1 131 | 48               | 119            | 155                | 203                  | 157                  | 180                  | 122                  | 96                   | 32                   | 7                    | 5                      | 6                 | 16 268 |
| 45 to 64 years .....  | 449   | 16               | 17             | 43                 | 69                   | 55                   | 94                   | 50                   | 56                   | 21                   | 16                   | 5                      | 8                 | 22 669 |
| 65 years and over .....   | 145   | 3                | 11             | 16                 | 26                   | 14                   | 27                   | 13                   | 12                   | 11                   | 4                    | —                      | 8                 | 20 790 |
| 1-person households .....   | 1 379 | 95               | 108            | 263                | 200                  | 138                  | 230                  | 136                  | 124                  | 48                   | 13                   | 8                      | 16                | 15 846 |
| Male householder .....  | 694   | 52               | 56             | 99                 | 96                   | 66                   | 97                   | 75                   | 82                   | 40                   | 12                   | 5                      | 14                | 18 304 |
| Under 45 years .....  | 401   | 34               | 30             | 25                 | 53                   | 46                   | 74                   | 43                   | 56                   | 19                   | 7                    | 4                      | 9                 | 21 600 |
| 45 to 64 years .....  | 187   | 15               | 10             | 33                 | 26                   | 13                   | 17                   | 24                   | 20                   | 18                   | 5                    | 1                      | 5                 | 18 589 |
| 65 years and over .....   | 107   | 4                | 16             | 41                 | 17                   | 7                    | 5                    | 9                    | 7                    | 2                    | —                    | —                      | —                 | 9 154  |
| Female householder .....  | 685   | 43               | 53             | 164                | 104                  | 72                   | 133                  | 61                   | 41                   | 8                    | 2                    | 3                      | 2                 | 14 020 |
| Under 45 years .....  | 201   | 9                | 10             | 26                 | 22                   | 21                   | 52                   | 38                   | 14                   | 4                    | 2                    | 3                      | —                 | 22 392 |
| 45 to 64 years .....  | 260   | 22               | 11             | 53                 | 38                   | 18                   | 71                   | 22                   | 19                   | 4                    | —                    | —                      | 2                 | 16 700 |
| 65 years and over .....   | 224   | 12               | 31             | 85                 | 44                   | 33                   | 10                   | 1                    | 8                    | —                    | —                    | —                      | —                 | 9 067  |
| <b>Own Never Married Children Under 18 Years Old</b>                                |       |                  |                |                    |                      |                      |                      |                      |                      |                      |                      |                        |                   |        |
| No own children under 18 years .....  | 4 583 | 202              | 215            | 469                | 530                  | 437                  | 799                  | 568                  | 610                  | 355                  | 173                  | 80                     | 144               | 25 492 |
| With own children under 18 years .....  | 4 458 | 67               | 156            | 254                | 482                  | 461                  | 801                  | 712                  | 720                  | 351                  | 209                  | 107                    | 138               | 30 121 |
| Under 6 years only .....  | 1 098 | 21               | 39             | 76                 | 143                  | 119                  | 199                  | 183                  | 147                  | 81                   | 45                   | 18                     | 26                | 27 558 |
| 1 .....   | 650   | 10               | 24             | 47                 | 65                   | 86                   | 112                  | 123                  | 86                   | 46                   | 29                   | 10                     | 11                | 28 283 |
| 2 .....   | 379   | 9                | 14             | 25                 | 68                   | 24                   | 73                   | 49                   | 57                   | 33                   | 10                   | 8                      | 9                 | 26 886 |
| 3 or more .....   | 69    | 3                | 1              | 4                  | 10                   | 10                   | 14                   | 11                   | 4                    | 2                    | 6                    | —                      | 5                 | 25 322 |
| 6 to 17 years only .....  | 2 186 | 33               | 70             | 103                | 202                  | 208                  | 354                  | 338                  | 407                  | 194                  | 122                  | 74                     | 81                | 33 630 |
| 1 .....   | 915   | 17               | 29             | 28                 | 94                   | 76                   | 140                  | 167                  | 165                  | 93                   | 57                   | 16                     | 34                | 34 384 |
| 2 .....   | 823   | 8                | 29             | 53                 | 65                   | 83                   | 126                  | 114                  | 143                  | 79                   | 47                   | 43                     | 34                | 34 204 |
| 3 or more .....   | 448   | 8                | 13             | 22                 | 42                   | 49                   | 89                   | 57                   | 99                   | 22                   | 19                   | 16                     | 13                | 30 275 |
| Both age groups .....   | 1 174 | 13               | 46             | 74                 | 137                  | 135                  | 248                  | 191                  | 165                  | 76                   | 43                   | 15                     | 32                | 27 361 |
| 2 .....   | 473   | 5                | 18             | 28                 | 56                   | 49                   | 87                   | 67                   | 76                   | 39                   | 28                   | 11                     | 8                 | 29 309 |
| 3 or more .....   | 701   | 8                | 28             | 46                 | 81                   | 86                   | 161                  | 124                  | 89                   | 37                   | 14                   | 4                      | 23                | 26 313 |
| <b>Monthly Housing Costs</b>  |       |                  |                |                    |                      |                      |                      |                      |                      |                      |                      |                        |                   |        |
| Less than \$100 .....   | 135   | 8                | 25             | 25                 | 23                   | 21                   | 19                   | 5                    | 8                    | —                    | 2                    | —                      | —                 | 12 243 |
| \$100 to \$199 .....  | 626   | 18               | 55             | 146                | 88                   | 56                   | 115                  | 60                   | 53                   | 16                   | 2                    | —                      | 7                 | 15 495 |
| \$200 to \$249 .....  | 374   | 8                | 12             | 44                 | 74                   | 38                   | 52                   | 32                   | 62                   | 29                   | 15                   | 5                      | 3                 | 22 074 |
| \$250 to \$299 .....  | 399   | 5                | 15             | 66                 | 65                   | 27                   | 81                   | 44                   | 43                   | 15                   | 13                   | 6                      | 19                | 22 656 |
| \$300 to \$349 .....  | 373   | 7                | 17             | 48                 | 49                   | 48                   | 75                   | 51                   | 40                   | 16                   | 2                    | 4                      | 17                | 22 482 |
| \$350 to \$399 .....  | 367   | 17               | 17             | 37                 | 86                   | 47                   | 66                   | 42                   | 31                   | 10                   | 5                    | 4                      | 4                 | 17 869 |
| \$400 to \$449 .....  | 438   | 19               | 24             | 42                 | 60                   | 67                   | 95                   | 68                   | 39                   | 14                   | 5                    | 3                      | 2                 | 20 668 |
| \$450 to \$499 .....  | 512   | 11               | 30             | 56                 | 73                   | 76                   | 99                   | 81                   | 38                   | 21                   | 16                   | —                      | 9                 | 20 896 |
| \$500 to \$599 .....  | 1 157 | 51               | 45             | 71                 | 172                  | 159                  | 283                  | 182                  | 116                  | 45                   | 18                   | 7                      | 11                | 22 912 |
| \$600 to \$699 .....  | 1 084 | 25               | 23             | 62                 | 130                  | 133                  | 222                  | 163                  | 184                  | 80                   | 31                   | 11                     | 19                | 27 548 |
| \$700 to \$799 .....  | 873   | 37               | 32             | 38                 | 65                   | 91                   | 150                  | 180                  | 156                  | 63                   | 35                   | 13                     | 11                | 31 234 |
| \$800 to \$999 .....  | 958   | 30               | 26             | 29                 | 34                   | 70                   | 182                  | 166                  | 233                  | 107                  | 30                   | 33                     | 17                | 36 466 |
| \$1,000 to \$1,249 .....  | 640   | 12               | 6              | 15                 | 25                   | 24                   | 78                   | 99                   | 134                  | 121                  | 80                   | 24                     | 23                | 49 276 |
| \$1,250 to \$1,499 .....  | 420   | —                | 7              | 6                  | 9                    | 18                   | 38                   | 57                   | 99                   | 73                   | 52                   | 22                     | 39                | 55 066 |
| \$1,500 or more .....   | 481   | 9                | 12             | 11                 | 9                    | 5                    | 17                   | 30                   | 76                   | 90                   | 75                   | 47                     | 100               | 75 777 |
| No cash rent .....  | 203   | 12               | 24             | 27                 | 48                   | 18                   | 28                   | 22                   | 17                   | 5                    | —                    | 1                      | —                 | 13 934 |
| Median (excludes no cash rent) .....  | 603   | 570              | 464            | 376                | 474                  | 538                  | 565                  | 640                  | 727                  | 877                  | 1 047                | 996                    | 1 224             | ...    |
| <b>Median Monthly Housing Costs for Owners</b>                                      |       |                  |                |                    |                      |                      |                      |                      |                      |                      |                      |                        |                   |        |
| Monthly costs including all mortgages plus maintenance costs .....                  | 697   | 481              | 467            | 283                | 321                  | 429                  | 514                  | 707                  | 774                  | 1 005                | 1 148                | 1 080                  | 1 392             | ...    |
| Monthly costs excluding second and subsequent mortgages and maintenance costs ..... | 657   | 434              | 397            | 266                | 303                  | 395                  | 466                  | 683                  | 746                  | 948                  | 1 081                | 988                    | 1 334             | ...    |

**Table 6-20. Income of Families and Primary Individuals by Selected Characteristics—Occupied Units With Hispanic Householder—Con.**

[Numbers in thousands. Consistent with the 1990 Census. ... means not applicable or sample too small. — means zero or rounds to zero]

| Characteristics   | Total         | Zero to negative | \$1 to \$4,999 | \$5,000 to \$9,999 | \$10,000 to \$14,999 | \$15,000 to \$19,999 | \$20,000 to \$29,999 | \$30,000 to \$39,999 | \$40,000 to \$59,999 | \$60,000 to \$79,999 | \$80,000 to \$99,999 | \$100,000 to \$119,999 | \$120,000 or more | Median        |
|---|---------------|------------------|----------------|--------------------|----------------------|----------------------|----------------------|----------------------|----------------------|----------------------|----------------------|------------------------|-------------------|---------------|
| <b>Monthly Housing Costs as Percent of Current Income<sup>2</sup></b> |               |                  |                |                    |                      |                      |                      |                      |                      |                      |                      |                        |                   |               |
| Less than 5 percent .....   | 276           | —                | —              | 3                  | 4                    | 3                    | 20                   | 18                   | 46                   | 41                   | 34                   | 30                     | 78                | 82 139        |
| 5 to 9 percent .....  | 734           | 2                | —              | 10                 | 24                   | 43                   | 98                   | 87                   | 180                  | 104                  | 69                   | 49                     | 69                | 51 598        |
| 10 to 14 percent .....  | 970           | —                | 3              | 8                  | 52                   | 39                   | 144                  | 156                  | 194                  | 172                  | 87                   | 42                     | 72                | 48 501        |
| 15 to 19 percent .....  | 1 169         | —                | 5              | 45                 | 46                   | 51                   | 161                  | 210                  | 329                  | 171                  | 92                   | 28                     | 31                | 43 985        |
| 20 to 24 percent .....  | 970           | —                | 2              | 33                 | 66                   | 57                   | 193                  | 257                  | 183                  | 100                  | 53                   | 15                     | 13                | 35 259        |
| 25 to 29 percent .....  | 924           | —                | 3              | 49                 | 69                   | 88                   | 264                  | 194                  | 161                  | 48                   | 27                   | 14                     | 6                 | 29 570        |
| 30 to 34 percent .....  | 673           | —                | 11             | 39                 | 84                   | 101                  | 180                  | 129                  | 81                   | 38                   | 8                    | —                      | 1                 | 25 584        |
| 35 to 39 percent .....  | 565           | —                | 2              | 34                 | 58                   | 115                  | 187                  | 80                   | 57                   | 16                   | 10                   | 3                      | 2                 | 23 888        |
| 40 to 49 percent .....  | 742           | —                | 12             | 51                 | 167                  | 160                  | 209                  | 76                   | 56                   | 4                    | —                    | 3                      | 5                 | 19 416        |
| 50 to 59 percent .....  | 414           | —                | 8              | 65                 | 139                  | 109                  | 43                   | 29                   | 14                   | —                    | 3                    | 2                      | 2                 | 14 859        |
| 60 to 69 percent .....  | 256           | 2                | 13             | 55                 | 88                   | 47                   | 35                   | 11                   | 6                    | —                    | —                    | —                      | —                 | 13 313        |
| 70 to 99 percent .....  | 390           | —                | 27             | 146                | 122                  | 55                   | 24                   | 11                   | —                    | 1                    | —                    | 1                      | 3                 | 10 914        |
| 100 percent or more <sup>3</sup> .....                                | 502           | —                | 260            | 157                | 44                   | 13                   | 15                   | —                    | 6                    | 7                    | —                    | —                      | —                 | 5000-         |
| Zero or negative income .....   | 254           | 254              | —              | —                  | —                    | —                    | —                    | —                    | —                    | —                    | —                    | —                      | —                 | ...           |
| No cash rent .....  | 203           | 12               | 24             | 27                 | 48                   | 18                   | 28                   | 22                   | 17                   | 5                    | —                    | 1                      | —                 | 13 934        |
| <b>Median (excludes 2 previous lines)</b> .....                       | <b>26</b>     | <b>61</b>        | <b>100+</b>    | <b>62</b>          | <b>45</b>            | <b>38</b>            | <b>28</b>            | <b>23</b>            | <b>19</b>            | <b>16</b>            | <b>15</b>            | <b>12</b>              | <b>10</b>         | <b>...</b>    |
| <b>Median (excludes 3 lines before medians)</b> .....                 | <b>25</b>     | <b>61</b>        | <b>56</b>      | <b>49</b>          | <b>43</b>            | <b>37</b>            | <b>28</b>            | <b>23</b>            | <b>19</b>            | <b>16</b>            | <b>15</b>            | <b>12</b>              | <b>10</b>         | <b>...</b>    |
| <b>OWNER OCCUPIED UNITS</b>   |               |                  |                |                    |                      |                      |                      |                      |                      |                      |                      |                        |                   |               |
| <b>Total</b> .....  | <b>4 087</b>  | <b>71</b>        | <b>96</b>      | <b>188</b>         | <b>271</b>           | <b>243</b>           | <b>617</b>           | <b>586</b>           | <b>800</b>           | <b>517</b>           | <b>296</b>           | <b>161</b>             | <b>241</b>        | <b>39 511</b> |
| <b>Value</b>  |               |                  |                |                    |                      |                      |                      |                      |                      |                      |                      |                        |                   |               |
| Less than \$10,000 .....  | 133           | 2                | 4              | 16                 | 29                   | 9                    | 28                   | 21                   | 15                   | 4                    | —                    | 3                      | 1                 | 22 138        |
| \$10,000 to \$19,999 .....  | 139           | 2                | 6              | 19                 | 23                   | 16                   | 34                   | 11                   | 12                   | 14                   | 2                    | —                      | —                 | 21 159        |
| \$20,000 to \$29,999 .....  | 159           | 2                | 9              | 22                 | 15                   | 16                   | 31                   | 33                   | 29                   | 2                    | —                    | —                      | —                 | 24 999        |
| \$30,000 to \$39,999 .....  | 154           | 2                | 7              | 7                  | 14                   | 16                   | 31                   | 43                   | 29                   | 3                    | —                    | —                      | 1                 | 30 094        |
| \$40,000 to \$49,999 .....  | 192           | 3                | 3              | 18                 | 15                   | 12                   | 43                   | 34                   | 31                   | 22                   | 2                    | 4                      | 3                 | 30 452        |
| \$50,000 to \$59,999 .....  | 224           | —                | 6              | 12                 | 21                   | 19                   | 27                   | 44                   | 48                   | 33                   | 10                   | —                      | 3                 | 36 030        |
| \$60,000 to \$69,999 .....  | 286           | 10               | 10             | 23                 | 27                   | 16                   | 60                   | 64                   | 39                   | 24                   | 5                    | 2                      | 6                 | 29 425        |
| \$70,000 to \$79,999 .....  | 247           | 7                | 7              | 15                 | 21                   | 15                   | 73                   | 45                   | 30                   | 16                   | 7                    | 5                      | 7                 | 28 016        |
| \$80,000 to \$99,999 .....  | 543           | 10               | 11             | 12                 | 34                   | 30                   | 94                   | 79                   | 130                  | 72                   | 35                   | 24                     | 12                | 40 410        |
| \$100,000 to \$119,999 .....  | 348           | 4                | 3              | 4                  | 10                   | 23                   | 50                   | 67                   | 71                   | 68                   | 28                   | 9                      | 11                | 43 666        |
| \$120,000 to \$149,999 .....  | 526           | 7                | 7              | 13                 | 20                   | 20                   | 53                   | 73                   | 136                  | 92                   | 55                   | 30                     | 20                | 50 318        |
| \$150,000 to \$199,999 .....  | 563           | 11               | 8              | 11                 | 25                   | 40                   | 47                   | 39                   | 139                  | 94                   | 62                   | 34                     | 53                | 54 459        |
| \$200,000 to \$249,999 .....  | 224           | 2                | 1              | 4                  | 3                    | 4                    | 19                   | 19                   | 45                   | 32                   | 44                   | 20                     | 31                | 69 130        |
| \$250,000 to \$299,999 .....  | 138           | —                | 3              | 3                  | 9                    | 5                    | 15                   | 6                    | 23                   | 16                   | 19                   | 8                      | 29                | 64 034        |
| \$300,000 or more .....   | 211           | 9                | 12             | 9                  | 4                    | 1                    | 11                   | 8                    | 22                   | 23                   | 26                   | 23                     | 63                | 85 103        |
| <b>Median</b> .....   | <b>98 749</b> | <b>96 883</b>    | <b>74 081</b>  | <b>59 662</b>      | <b>66 898</b>        | <b>80 971</b>        | <b>77 459</b>        | <b>79 495</b>        | <b>110 226</b>       | <b>119 652</b>       | <b>153 133</b>       | <b>155 488</b>         | <b>203 136</b>    | <b>...</b>    |
| <b>Ratio of Value to Current Income</b>                               |               |                  |                |                    |                      |                      |                      |                      |                      |                      |                      |                        |                   |               |
| Less than 1.5 .....   | 1 202         | 2                | 2              | 26                 | 50                   | 39                   | 136                  | 163                  | 219                  | 217                  | 121                  | 87                     | 142               | 56 839        |
| 1.5 to 1.9 .....  | 501           | —                | —              | 4                  | 5                    | 14                   | 32                   | 87                   | 119                  | 99                   | 59                   | 31                     | 52                | 58 177        |
| 2.0 to 2.4 .....  | 430           | —                | —              | —                  | —                    | —                    | —                    | —                    | —                    | —                    | —                    | —                      | —                 | 49 472        |
| 2.5 to 2.9 .....  | 407           | —                | —              | 13                 | 17                   | 14                   | 63                   | 81                   | 95                   | 63                   | 30                   | 17                     | 11                | 42 689        |
| 3.0 to 3.9 .....  | 502           | —                | 1              | 6                  | 25                   | 21                   | 120                  | 94                   | 156                  | 32                   | 24                   | 6                      | 15                | 38 234        |
| 4.0 to 4.9 .....  | 225           | —                | —              | 11                 | 23                   | 20                   | 52                   | 44                   | 49                   | 15                   | 3                    | 8                      | 1                 | 31 436        |
| 5.0 or more .....   | 750           | —                | 91             | 127                | 139                  | 120                  | 153                  | 45                   | 45                   | 12                   | 10                   | 2                      | 6                 | 15 763        |
| Zero or negative income .....   | 70            | 70               | —              | —                  | —                    | —                    | —                    | —                    | —                    | —                    | —                    | —                      | —                 | ...           |
| <b>Median</b> .....   | <b>2.4</b>    | <b>1.5-</b>      | <b>5.0+</b>    | <b>5.0+</b>        | <b>5.0+</b>          | <b>5.0</b>           | <b>3.1</b>           | <b>2.3</b>           | <b>2.3</b>           | <b>1.7</b>           | <b>1.7</b>           | <b>1.5-</b>            | <b>1.5-</b>       | <b>...</b>    |
| <b>Monthly Payment for Principal and Interest</b>                     |               |                  |                |                    |                      |                      |                      |                      |                      |                      |                      |                        |                   |               |
| One or more regular mortgages .....                                   | 2 598         | 39               | 50             | 64                 | 116                  | 120                  | 309                  | 395                  | 549                  | 416                  | 241                  | 121                    | 178               | 47 490        |
| Less than \$100 .....   | 82            | 6                | 10             | 3                  | 9                    | 6                    | 6                    | 6                    | 10                   | 10                   | 9                    | —                      | 8                 | 32 655        |
| \$100 to \$199 .....  | 107           | —                | —              | —                  | —                    | —                    | —                    | —                    | —                    | —                    | —                    | —                      | —                 | 26 710        |
| \$200 to \$249 .....  | 82            | —                | —              | 5                  | 10                   | 14                   | 15                   | 3                    | 10                   | 12                   | 5                    | —                      | 9                 | 28 576        |
| \$250 to \$299 .....  | 122           | 6                | 5              | 3                  | 16                   | 5                    | 27                   | 17                   | 14                   | 21                   | 4                    | 2                      | 1                 | 29 504        |
| \$300 to \$349 .....  | 117           | 2                | 9              | 11                 | 2                    | 7                    | 17                   | 27                   | 32                   | 7                    | 3                    | —                      | —                 | 33 760        |
| \$350 to \$399 .....  | 147           | 5                | 1              | 4                  | 13                   | 8                    | 21                   | 40                   | 24                   | 21                   | 3                    | 3                      | 4                 | 35 500        |
| \$400 to \$449 .....  | 162           | 2                | 3              | —                  | 6                    | 8                    | 34                   | 22                   | 47                   | 11                   | 13                   | 6                      | 11                | 42 343        |
| \$450 to \$499 .....  | 146           | 2                | —              | 4                  | 11                   | 7                    | 29                   | 37                   | 28                   | 12                   | 13                   | 1                      | 3                 | 35 513        |
| \$500 to \$599 .....  | 286           | 7                | 9              | 4                  | 15                   | 21                   | 25                   | 50                   | 68                   | 53                   | 21                   | 11                     | 3                 | 43 732        |
| \$600 to \$699 .....  | 274           | 2                | 4              | 9                  | 5                    | 14                   | 37                   | 42                   | 71                   | 45                   | 20                   | 19                     | 5                 | 46 400        |
| \$700 to \$799 .....  | 157           | —                | —              | —                  | 2                    | 6                    | 19                   | 33                   | 31                   | 43                   | 15                   | 8                      | —                 | 52 322        |
| \$800 to \$999 .....  | 351           | 3                | 1              | 1                  | 6                    | 11                   | 20                   | 55                   | 94                   | 68                   | 47                   | 15                     | 31                | 56 964        |
| \$1,000 to \$1,249 .....  | 294           | —                | 2              | 3                  | 6                    | 3                    | 20                   | 30                   | 64                   | 67                   | 40                   | 19                     | 40                | 65 668        |
| \$1,250 to \$1,499 .....  | 114           | 1                | —              | 2                  | 2                    | 3                    | 1                    | 13                   | 22                   | 25                   | 18                   | 6                      | 20                | 70 030        |
| \$1,500 or more .....   | 157           | 3                | 6              | 5                  | 1                    | —                    | 3                    | 5                    | 21                   | 15                   | 26                   | 30                     | 41                | 94 634        |
| <b>Median</b> .....   | <b>617</b>    | <b>423</b>       | <b>402</b>     | <b>350</b>         | <b>383</b>           | <b>481</b>           | <b>450</b>           | <b>560</b>           | <b>639</b>           | <b>724</b>           | <b>849</b>           | <b>926</b>             | <b>1 078</b>      | <b>...</b>    |
| <b>Average Monthly Cost Paid for Real Estate Taxes</b>                |               |                  |                |                    |                      |                      |                      |                      |                      |                      |                      |                        |                   |               |
| Less than \$25 .....  | 654           | 28               | 39             | 79                 | 86                   | 59                   | 101                  | 101                  | 85                   | 39                   | 14                   | 13                     | 10                | 23 552        |
| \$25 to \$49 .....  | 659           | 19               | 10             | 41                 | 77                   | 44                   | 128                  | 116                  | 114                  | 68                   | 22                   | 14                     | 6                 | 30 925        |
| \$50 to \$74 .....  | 659           | —                | —              | —                  | —                    | —                    | —                    | —                    | —                    | —                    | —                    | —                      | —                 | 36 364        |
| \$75 to \$99 .....  | 462           | 2                | 5              | 14                 | 20                   | 10                   | 106                  | 84                   | 93                   | 60                   | 38                   | 16                     | 15                | 38 863        |
| \$100 to \$149 .....  | 684           | 9                | 13             | 15                 | 20                   | 37                   | 87                   | 93                   | 164                  | 112                  | 68                   | 28                     | 38                | 48 333        |
| \$150 to \$199 .....  | 333           | 5                | —              | 2                  | 11                   | 18                   | 32                   | 46                   | 85                   | 45                   | 38                   | 24                     | 26                | 52 309        |
| \$200 or more .....   | 634           | 7                | 7              | 7                  | 20                   | 12                   | 51                   | 44                   | 125                  | 106                  | 83                   | 53                     | 119               | 68 275        |
| <b>Median</b> .....   | <b>79</b>     | <b>36</b>        | <b>48</b>      | <b>34</b>          | <b>41</b>            | <b>57</b>            | <b>68</b>            | <b>69</b>            | <b>93</b>            | <b>102</b>           | <b>130</b>           | <b>143</b>             | <b>198</b>        | <b>...</b>    |

**Table 6-20. Income of Families and Primary Individuals by Selected Characteristics—Occupied Units With Hispanic Householder—Con.**

[Numbers in thousands. Consistent with the 1990 Census. ... means not applicable or sample too small. — means zero or rounds to zero]

| Characteristics                         | Total         | Zero to negative | \$1 to \$4,999 | \$5,000 to \$9,999 | \$10,000 to \$14,999 | \$15,000 to \$19,999 | \$20,000 to \$29,999 | \$30,000 to \$39,999 | \$40,000 to \$59,999 | \$60,000 to \$79,999 | \$80,000 to \$99,999 | \$100,000 to \$119,999 | \$120,000 or more | Median        |
|---|---------------|------------------|----------------|--------------------|----------------------|----------------------|----------------------|----------------------|----------------------|----------------------|----------------------|------------------------|-------------------|---------------|
| <b>OWNER OCCUPIED UNITS—Con.</b>        |               |                  |                |                    |                      |                      |                      |                      |                      |                      |                      |                        |                   |               |
| <b>Purchase Price</b>                   |               |                  |                |                    |                      |                      |                      |                      |                      |                      |                      |                        |                   |               |
| Home purchased or built .....           | 3 925         | 63               | 90             | 169                | 260                  | 228                  | 592                  | 569                  | 775                  | 497                  | 291                  | 154                    | 239               | 39 857        |
| Less than \$10,000 .....                | 302           | 11               | 15             | 44                 | 46                   | 16                   | 82                   | 34                   | 39                   | 7                    | 5                    | 2                      | 3                 | 22 392        |
| \$10,000 to \$19,999 .....              | 359           | ...              | ...            | ...                | ...                  | ...                  | ...                  | ...                  | ...                  | ...                  | ...                  | ...                    | ...               | 28 296        |
| \$20,000 to \$29,999 .....              | 309           | 2                | 13             | 24                 | 32                   | 20                   | 61                   | 45                   | 59                   | 25                   | 13                   | 1                      | 14                | 30 548        |
| \$30,000 to \$39,999 .....              | 241           | 4                | 3              | 12                 | 33                   | 23                   | 21                   | 46                   | 54                   | 23                   | 17                   | 2                      | 3                 | 35 289        |
| \$40,000 to \$49,999 .....              | 260           | 6                | —              | 9                  | 6                    | 23                   | 60                   | 53                   | 37                   | 45                   | 12                   | 3                      | 7                 | 35 124        |
| \$50,000 to \$59,999 .....              | 251           | 4                | 5              | 1                  | 16                   | 20                   | 48                   | 52                   | 59                   | 18                   | 12                   | 9                      | 5                 | 35 848        |
| \$60,000 to \$69,999 .....              | 263           | 2                | 7              | 9                  | 18                   | 16                   | 43                   | 46                   | 66                   | 28                   | 18                   | 5                      | 4                 | 37 762        |
| \$70,000 to \$79,999 .....              | 236           | 3                | 14             | 8                  | 6                    | 12                   | 40                   | 25                   | 63                   | 33                   | 12                   | 10                     | 10                | 43 238        |
| \$80,000 to \$99,999 .....              | 404           | 3                | 1              | 1                  | 10                   | 13                   | 35                   | 92                   | 95                   | 86                   | 32                   | 18                     | 17                | 49 844        |
| \$100,000 to \$119,999 .....            | 200           | 5                | 3              | 2                  | 5                    | 6                    | 27                   | 31                   | 35                   | 39                   | 22                   | 16                     | 8                 | 51 822        |
| \$120,000 to \$149,999 .....            | 310           | 5                | 3              | 1                  | 7                    | 14                   | 19                   | 33                   | 85                   | 54                   | 43                   | 19                     | 29                | 57 544        |
| \$150,000 to \$199,999 .....            | 285           | —                | —              | 3                  | 6                    | 6                    | 16                   | 20                   | 65                   | 76                   | 35                   | 17                     | 40                | 66 823        |
| \$200,000 to \$249,999 .....            | 101           | —                | 6              | —                  | —                    | 1                    | 7                    | 2                    | 18                   | 15                   | 5                    | 19                     | 28                | 85 518        |
| \$250,000 to \$299,999 .....            | 52            | 1                | —              | —                  | —                    | —                    | 1                    | —                    | 7                    | 9                    | 15                   | 6                      | 12                | ...           |
| \$300,000 or more .....                 | 70            | 3                | 2              | 5                  | 2                    | —                    | 5                    | 3                    | 7                    | 2                    | 14                   | 7                      | 22                | 90 525        |
| Not reported .....                      | 282           | 12               | 6              | 11                 | 34                   | 17                   | 71                   | 29                   | 26                   | 21                   | 26                   | 6                      | 24                | 28 658        |
| <b>Median</b> .....                     | <b>63 773</b> | <b>52 143</b>    | <b>50 289</b>  | <b>18 968</b>      | <b>27 989</b>        | <b>42 321</b>        | <b>46 961</b>        | <b>56 342</b>        | <b>70 142</b>        | <b>89 786</b>        | <b>102 253</b>       | <b>112 216</b>         | <b>145 346</b>    | ...           |
| Received as inheritance or gift .....   | 110           | 4                | 4              | 17                 | 3                    | 12                   | 19                   | 14                   | 16                   | 15                   | 3                    | —                      | 2                 | 27 494        |
| Not reported .....                      | 51            | 4                | 2              | 2                  | 7                    | 3                    | 6                    | 3                    | 9                    | 5                    | 2                    | 7                      | —                 | ...           |
| <b>RENTER OCCUPIED UNITS</b>            |               |                  |                |                    |                      |                      |                      |                      |                      |                      |                      |                        |                   |               |
| <b>Total</b> .....                      | <b>4 955</b>  | ...              | ...            | ...                | ...                  | ...                  | <b>983</b>           | ...                  | <b>530</b>           | ...                  | ...                  | ...                    | ...               | <b>20 754</b> |
| <b>Rent Reductions</b>                  |               |                  |                |                    |                      |                      |                      |                      |                      |                      |                      |                        |                   |               |
| No subsidy .....                        | 3 876         | 131              | 179            | 329                | 550                  | 504                  | 801                  | 617                  | 458                  | 173                  | 78                   | 21                     | 36                | 23 057        |
| Rent control .....                      | 164           | 3                | 12             | 7                  | 17                   | 21                   | 26                   | 23                   | 32                   | 9                    | 6                    | 3                      | 4                 | 28 178        |
| No rent control .....                   | 3 702         | 129              | 167            | 320                | 533                  | 483                  | 773                  | 586                  | 426                  | 164                  | 72                   | 17                     | 32                | 22 848        |
| Reduced by owner .....                  | 271           | 7                | 16             | 36                 | 56                   | 23                   | 48                   | 50                   | 26                   | 6                    | 2                    | 1                      | —                 | 19 661        |
| Not reduced by owner .....              | 3 424         | 122              | 150            | 285                | 477                  | 460                  | 723                  | 535                  | 398                  | 158                  | 70                   | 13                     | 32                | 23 020        |
| Owner reduction not reported .....      | 7             | —                | —              | —                  | —                    | —                    | 2                    | 1                    | 1                    | —                    | —                    | 3                      | —                 | ...           |
| Rent control not reported .....         | 11            | —                | —              | 2                  | —                    | —                    | 1                    | 7                    | —                    | —                    | —                    | —                      | —                 | ...           |
| Owned by public housing authority ..... | 276           | 11               | 52             | 81                 | 60                   | 29                   | 25                   | 8                    | 7                    | 2                    | —                    | —                      | —                 | 9 637         |
| Government subsidy .....                | 353           | 13               | 28             | 98                 | 61                   | 61                   | 55                   | 19                   | 17                   | 1                    | —                    | —                      | —                 | 13 048        |
| Other, income verification .....        | 337           | 24               | 11             | 14                 | 56                   | 45                   | 86                   | 34                   | 41                   | 8                    | 9                    | 3                      | 5                 | 22 095        |
| Subsidy not reported .....              | 112           | 18               | 5              | 11                 | 13                   | 18                   | 16                   | 16                   | 7                    | 4                    | —                    | 3                      | —                 | 17 362        |

<sup>1</sup>For mobile homes, oldest category is 1939 or earlier.  
<sup>2</sup>Beginning with 1989 this item uses current income in its calculation, see Appendix A.  
<sup>3</sup>May reflect a temporary situation, living off savings, or response error.

**Table 6-21. Housing Costs by Selected Characteristics—Occupied Units With Hispanic Householder**

[Numbers in thousands. Consistent with the 1990 Census. ... means not applicable or sample too small. — means zero or rounds to zero]

| Characteristics  | Total        | Less than \$100 | \$100 to \$199 | \$200 to \$299 | \$300 to \$399 | \$400 to \$499 | \$500 to \$599 | \$600 to \$699 | \$700 to \$799 | \$800 to \$999 | \$1,000 to \$1,499 | \$1,500 or more | No cash rent | Median excluding no cash rent |
|--|--------------|-----------------|----------------|----------------|----------------|----------------|----------------|----------------|----------------|----------------|--------------------|-----------------|--------------|-------------------------------|
| <b>Total</b> .....   | <b>9 041</b> | <b>135</b>      | <b>626</b>     | <b>773</b>     | <b>740</b>     | <b>951</b>     | <b>1 157</b>   | <b>1 084</b>   | <b>873</b>     | <b>958</b>     | <b>1 060</b>       | <b>481</b>      | <b>203</b>   | <b>603</b>                    |
| <b>Units in Structure</b>  |              |                 |                |                |                |                |                |                |                |                |                    |                 |              |                               |
| 1, detached .....  | 4 372        | 69              | 365            | 513            | 314            | 295            | 369            | 352            | 352            | 473            | 805                | 390             | 77           | 663                           |
| 1, attached .....  | 740          | 12              | 17             | 19             | 52             | 99             | 103            | 115            | 92             | 94             | 84                 | 33              | 20           | 650                           |
| 2 to 4 .....   | 1 137        | 18              | 32             | 58             | 118            | 180            | 211            | 145            | 120            | 119            | 75                 | 36              | 25           | 571                           |
| 5 to 9 .....   | 725          | 12              | 33             | 16             | 70             | 111            | 143            | 150            | 103            | 60             | 21                 | 1               | 5            | 583                           |
| 10 to 19 .....   | 613          | 2               | 23             | 36             | 49             | 105            | 123            | 87             | 77             | 67             | 29                 | 3               | 14           | 570                           |
| 20 to 49 .....   | 605          | 1               | 39             | 34             | 61             | 67             | 95             | 115            | 61             | 79             | 28                 | 11              | 15           | 598                           |
| 50 or more .....   | 447          | 8               | 58             | 36             | 33             | 42             | 66             | 81             | 47             | 53             | 14                 | 4               | 6            | 566                           |
| Mobile home or trailer .....                                     | 401          | 13              | 60             | 62             | 44             | 51             | 47             | 39             | 22             | 14             | 4                  | 3               | 42           | 401                           |
| <b>Year Structure Built<sup>1</sup></b>                          |              |                 |                |                |                |                |                |                |                |                |                    |                 |              |                               |
| 2000 to 2004 .....   | —            | —               | —              | —              | —              | —              | —              | —              | —              | —              | —                  | —               | —            | ...                           |
| 1995 to 1999 .....   | 466          | 2               | 11             | 24             | 8              | 31             | 60             | 50             | 43             | 56             | 102                | 73              | 5            | 802                           |
| 1990 to 1994 .....   | 424          | 5               | 34             | 33             | 22             | 28             | 27             | 35             | 42             | 49             | 69                 | 60              | 20           | 743                           |
| 1985 to 1989 .....   | 545          | 8               | 29             | 32             | 24             | 50             | 53             | 84             | 81             | 68             | 84                 | 24              | 8            | 685                           |
| 1980 to 1984 .....   | 625          | 11              | 46             | 56             | 39             | 63             | 54             | 89             | 84             | 79             | 58                 | 31              | 15           | 640                           |
| 1975 to 1979 .....   | 927          | 15              | 41             | 66             | 99             | 124            | 109            | 100            | 73             | 113            | 131                | 25              | 30           | 594                           |
| 1970 to 1974 .....   | 875          | 10              | 83             | 74             | 62             | 81             | 137            | 142            | 54             | 69             | 105                | 34              | 23           | 584                           |
| 1960 to 1969 .....   | 1 295        | 19              | 67             | 88             | 107            | 159            | 177            | 140            | 142            | 167            | 145                | 58              | 25           | 613                           |
| 1950 to 1959 .....   | 1 255        | 20              | 134            | 143            | 84             | 114            | 167            | 140            | 119            | 107            | 150                | 63              | 14           | 575                           |
| 1940 to 1949 .....   | 932          | 27              | 76             | 124            | 106            | 96             | 114            | 101            | 76             | 81             | 80                 | 36              | 15           | 527                           |
| 1930 to 1939 .....   | 645          | 7               | 57             | 53             | 68             | 73             | 91             | 80             | 75             | 56             | 36                 | 26              | 24           | 558                           |
| 1920 to 1929 .....   | 448          | 2               | 23             | 36             | 59             | 48             | 71             | 54             | 31             | 51             | 48                 | 15              | 9            | 571                           |
| 1919 or earlier .....  | 605          | 8               | 26             | 45             | 62             | 82             | 97             | 68             | 52             | 62             | 53                 | 36              | 14           | 574                           |
| <b>Median</b> .....  | <b>1965</b>  | <b>1962</b>     | <b>1960</b>    | <b>1959</b>    | <b>1959</b>    | <b>1964</b>    | <b>1962</b>    | <b>1967</b>    | <b>1966</b>    | <b>1967</b>    | <b>1971</b>        | <b>1971</b>     | <b>1970</b>  | <b>...</b>                    |
| <b>Rooms</b>   |              |                 |                |                |                |                |                |                |                |                |                    |                 |              |                               |
| 1 room .....   | 53           | —               | 6              | 14             | 11             | 6              | 4              | 3              | 5              | 4              | —                  | —               | —            | ...                           |
| 2 rooms .....  | 171          | —               | 16             | 15             | 47             | 37             | 22             | 9              | 7              | 1              | 7                  | 1               | 10           | 409                           |
| 3 rooms .....  | 1 232        | 16              | 100            | 61             | 140            | 261            | 275            | 190            | 107            | 31             | 30                 | 9               | 12           | 512                           |
| 4 rooms .....  | 2 503        | 48              | 165            | 172            | 202            | 301            | 431            | 397            | 300            | 278            | 115                | 39              | 54           | 578                           |
| 5 rooms .....  | 2 230        | 44              | 193            | 195            | 165            | 176            | 243            | 242            | 239            | 285            | 274                | 77              | 96           | 620                           |
| 6 rooms .....  | 1 595        | 20              | 117            | 210            | 113            | 116            | 124            | 160            | 147            | 200            | 272                | 96              | 18           | 654                           |
| 7 rooms .....  | 671          | 7               | 19             | 66             | 35             | 25             | 35             | 50             | 45             | 106            | 192                | 83              | 8            | 894                           |
| 8 rooms .....  | 337          | —               | 8              | 30             | 12             | 18             | 14             | 16             | 17             | 30             | 109                | 82              | —            | 1 101                         |
| 9 rooms .....  | 147          | —               | 1              | 4              | 12             | 4              | 9              | 12             | 5              | 10             | 30                 | 58              | 1            | 1 253                         |
| 10 rooms or more .....   | 102          | —               | —              | 6              | 2              | 5              | 1              | 4              | 2              | 12             | 32                 | 35              | 3            | 1 273                         |
| <b>Bedrooms</b>  |              |                 |                |                |                |                |                |                |                |                |                    |                 |              |                               |
| None .....   | 108          | —               | 8              | 22             | 31             | 19             | 6              | 3              | 8              | 4              | 2                  | 1               | 3            | 373                           |
| 1 .....  | 1 615        | 21              | 120            | 73             | 174            | 338            | 360            | 239            | 142            | 60             | 47                 | 17              | 24           | 519                           |
| 2 .....  | 3 190        | 61              | 208            | 225            | 243            | 354            | 488            | 472            | 393            | 381            | 205                | 73              | 87           | 594                           |
| 3 .....  | 3 144        | 47              | 257            | 358            | 234            | 202            | 257            | 300            | 282            | 409            | 539                | 182             | 77           | 660                           |
| 4 or more .....  | 985          | 7               | 32             | 95             | 58             | 39             | 46             | 70             | 48             | 104            | 267                | 208             | 13           | 977                           |
| <b>Complete Bathrooms</b>  |              |                 |                |                |                |                |                |                |                |                |                    |                 |              |                               |
| None .....   | 75           | —               | 18             | 10             | 14             | 5              | 13             | 6              | 5              | 1              | 1                  | 2               | —            | 368                           |
| 1 .....  | 5 122        | 101             | 428            | 398            | 510            | 718            | 864            | 705            | 479            | 396            | 292                | 89              | 140          | 539                           |
| 1 and one-half .....   | 1 013        | 11              | 71             | 99             | 88             | 76             | 100            | 128            | 83             | 147            | 149                | 37              | 24           | 638                           |
| 2 or more .....  | 2 831        | 23              | 109            | 266            | 128            | 151            | 181            | 245            | 307            | 414            | 617                | 353             | 39           | 796                           |
| <b>Main Heating Equipment</b>                                    |              |                 |                |                |                |                |                |                |                |                |                    |                 |              |                               |
| Warm-air furnace .....   | 4 216        | 46              | 238            | 342            | 331            | 432            | 464            | 475            | 429            | 503            | 614                | 279             | 63           | 647                           |
| Steam or hot water system .....                                  | 1 188        | 20              | 62             | 66             | 89             | 100            | 182            | 172            | 138            | 147            | 99                 | 81              | 35           | 634                           |
| Electric heat pump .....   | 1 008        | 5               | 45             | 62             | 55             | 85             | 135            | 149            | 124            | 126            | 151                | 51              | 21           | 672                           |
| Built-in electric units .....                                    | 344          | 3               | 21             | 38             | 33             | 42             | 57             | 48             | 28             | 31             | 22                 | 14              | 8            | 555                           |
| Floor, wall, or other built-in hot-air units without ducts ..... | 1 188        | 19              | 95             | 81             | 86             | 169            | 152            | 175            | 100            | 125            | 118                | 43              | 25           | 587                           |
| Room heaters with flue .....                                     | 156          | 12              | 8              | 14             | 31             | 17             | 31             | 14             | 7              | 4              | 9                  | —               | 7            | 451                           |
| Room heaters without flue .....                                  | 354          | 8               | 76             | 88             | 52             | 42             | 31             | 17             | 7              | 1              | 6                  | —               | 27           | 291                           |
| Portable electric heaters .....                                  | 240          | 15              | 31             | 46             | 30             | 25             | 24             | 9              | 19             | 8              | 15                 | 8               | 10           | 376                           |
| Stoves .....   | 46           | 7               | 7              | 7              | 7              | 3              | 4              | 4              | —              | —              | 2                  | —               | 5            | ...                           |
| Fireplaces with inserts .....                                    | 9            | —               | —              | —              | —              | —              | 6              | —              | —              | —              | 3                  | —               | —            | ...                           |
| Fireplaces without inserts .....                                 | 13           | —               | 2              | —              | —              | 3              | 3              | —              | —              | —              | 2                  | —               | —            | ...                           |
| Other .....  | 47           | —               | 11             | 3              | 2              | 11             | 10             | 1              | 3              | —              | 4                  | —               | —            | ...                           |
| Cooking stove .....  | 35           | —               | 11             | 11             | 2              | —              | 8              | —              | 3              | —              | —                  | —               | —            | ...                           |
| None .....   | 194          | —               | 18             | 16             | 22             | 22             | 51             | 18             | 15             | 14             | 14                 | —               | 3            | 533                           |
| <b>Primary Source of Water</b>                                   |              |                 |                |                |                |                |                |                |                |                |                    |                 |              |                               |
| Public system or private company .....                           | 8 762        | 125             | 582            | 725            | 723            | 939            | 1 122          | 1 062          | 861            | 930            | 1 039              | 463             | 191          | 606                           |
| Well serving 1 to 5 units .....                                  | 264          | 10              | 43             | 46             | 17             | 10             | 36             | 18             | 11             | 28             | 16                 | 17              | 12           | 501                           |
| Drilled .....  | 232          | 7               | 40             | 40             | 12             | 7              | 31             | 18             | 11             | 26             | 12                 | 17              | 9            | 516                           |
| Dug .....  | 18           | 3               | 3              | —              | 5              | —              | —              | —              | —              | —              | 4                  | —               | 2            | ...                           |
| Not reported .....   | 15           | —               | —              | 5              | —              | 3              | 4              | —              | —              | 2              | —                  | —               | —            | ...                           |
| Other .....  | 15           | —               | —              | 3              | —              | 2              | —              | 4              | 1              | 1              | 5                  | —               | —            | ...                           |
| <b>Means of Sewage Disposal</b>                                  |              |                 |                |                |                |                |                |                |                |                |                    |                 |              |                               |
| Public sewer .....   | 8 362        | 116             | 545            | 678            | 687            | 895            | 1 085          | 1 032          | 840            | 910            | 995                | 441             | 138          | 610                           |
| Septic tank, cesspool, chemical toilet .....                     | 675          | 19              | 81             | 95             | 49             | 56             | 72             | 52             | 34             | 48             | 65                 | 40              | 65           | 508                           |
| Other .....  | 4            | —               | —              | —              | 4              | —              | —              | —              | —              | —              | —                  | —               | —            | ...                           |
| <b>Main House Heating Fuel</b>                                   |              |                 |                |                |                |                |                |                |                |                |                    |                 |              |                               |
| Housing units with heating fuel .....                            | 8 847        | 135             | 607            | 758            | 718            | 928            | 1 106          | 1 066          | 858            | 944            | 1 046              | 481             | 200          | 607                           |
| Electricity .....  | 3 121        | 40              | 165            | 223            | 243            | 350            | 450            | 408            | 341            | 344            | 341                | 128             | 88           | 611                           |
| Piped gas .....  | 4 648        | 67              | 336            | 430            | 376            | 490            | 523            | 539            | 402            | 492            | 617                | 312             | 61           | 613                           |
| Bottled gas .....  | 210          | 11              | 32             | 46             | 19             | 17             | 18             | 12             | 18             | 19             | 6                  | 7               | 4            | 374                           |
| Fuel oil .....   | 729          | 10              | 52             | 43             | 54             | 55             | 105            | 104            | 95             | 88             | 70                 | 30              | 24           | 633                           |
| Kerosene or other liquid fuel .....                              | 39           | —               | 3              | 8              | 9              | —              | 1              | —              | —              | 1              | —                  | —               | 18           | ...                           |
| Coal or coke .....   | 3            | —               | 1              | —              | —              | 1              | —              | —              | —              | —              | —                  | —               | —            | ...                           |
| Wood .....   | 72           | 7               | 15             | 8              | 7              | 5              | 8              | 4              | 1              | —              | 9                  | 2               | 5            | 343                           |
| Solar energy .....   | —            | —               | —              | —              | —              | —              | —              | —              | —              | —              | —                  | —               | —            | ...                           |
| Other .....  | 25           | —               | 3              | —              | 10             | 9              | —              | —              | 1              | —              | 2                  | 1               | —            | ...                           |

**Table 6-21. Housing Costs by Selected Characteristics—Occupied Units With Hispanic Householder—Con.**

[Numbers in thousands. Consistent with the 1990 Census. .... means not applicable or sample too small. — means zero or rounds to zero]

| Characteristics                                      | Total  | Less than \$100 | \$100 to \$199 | \$200 to \$299 | \$300 to \$399 | \$400 to \$499 | \$500 to \$599 | \$600 to \$699 | \$700 to \$799 | \$800 to \$999 | \$1,000 to \$1,499 | \$1,500 or more | No cash rent | Median excluding no cash rent |
|--|--------|-----------------|----------------|----------------|----------------|----------------|----------------|----------------|----------------|----------------|--------------------|-----------------|--------------|-------------------------------|
| <b>Cooking Fuel</b>                                  |        |                 |                |                |                |                |                |                |                |                |                    |                 |              |                               |
| With cooking fuel .....                              | 9 004  | 135             | 624            | 759            | 732            | 949            | 1 147          | 1 084          | 872            | 958            | 1 059              | 481             | 203          | 605                           |
| Electricity .....                                    | 3 717  | 35              | 209            | 228            | 278            | 385            | 499            | 481            | 431            | 411            | 458                | 198             | 104          | 636                           |
| Piped gas .....                                      | 4 995  | 80              | 364            | 463            | 437            | 540            | 631            | 583            | 432            | 531            | 585                | 267             | 83           | 591                           |
| Bottled gas .....                                    | 282    | 18              | 49             | 68             | 18             | 23             | 18             | 20             | 9              | 16             | 13                 | 14              | 16           | 296                           |
| Kerosene or other liquid fuel .....                  | —      | —               | —              | —              | —              | —              | —              | —              | —              | —              | —                  | —               | —            | ...                           |
| Coal or coke .....                                   | —      | —               | —              | —              | —              | —              | —              | —              | —              | —              | —                  | —               | —            | ...                           |
| Wood .....   | 4      | 2               | 2              | —              | —              | —              | —              | —              | —              | —              | —                  | —               | —            | ...                           |
| Other .....  | 6      | —               | —              | —              | —              | 1              | —              | —              | —              | —              | 3                  | 2               | —            | ...                           |
| <b>Persons</b>                                       |        |                 |                |                |                |                |                |                |                |                |                    |                 |              |                               |
| 1 person .....                                       | 1 379  | 38              | 173            | 126            | 149            | 201            | 184            | 157            | 102            | 92             | 84                 | 41              | 33           | 493                           |
| 2 persons .....                                      | 2 087  | 37              | 177            | 196            | 193            | 237            | 249            | 242            | 222            | 202            | 210                | 69              | 53           | 571                           |
| 3 persons .....                                      | 1 704  | 24              | 92             | 139            | 146            | 161            | 271            | 238            | 157            | 167            | 189                | 89              | 31           | 602                           |
| 4 persons .....                                      | 1 820  | 9               | 77             | 142            | 128            | 184            | 265            | 222            | 149            | 218            | 273                | 104             | 49           | 636                           |
| 5 persons .....                                      | 1 144  | 15              | 79             | 93             | 73             | 91             | 113            | 135            | 125            | 163            | 145                | 89              | 24           | 672                           |
| 6 persons .....                                      | 535    | 8               | 20             | 35             | 29             | 51             | 45             | 51             | 77             | 74             | 87                 | 47              | 12           | 731                           |
| 7 persons or more .....                              | 372    | 5               | 9              | 42             | 23             | 25             | 31             | 38             | 41             | 42             | 72                 | 42              | —            | 729                           |
| <b>Household Composition by Age of Householder</b>   |        |                 |                |                |                |                |                |                |                |                |                    |                 |              |                               |
| 2-or-more-person households .....                    | 7 662  | 97              | 453            | 647            | 591            | 750            | 974            | 927            | 771            | 867            | 976                | 440             | 170          | 625                           |
| Married-couple families, no nonrelatives .....       | 4 917  | 47              | 311            | 426            | 352            | 452            | 586            | 567            | 454            | 585            | 686                | 368             | 82           | 643                           |
| Under 25 years .....                                 | 284    | —               | 4              | 9              | 25             | 50             | 78             | 45             | 22             | 18             | 13                 | 4               | 15           | 559                           |
| 25 to 29 years .....                                 | 569    | —               | 24             | 25             | 42             | 58             | 97             | 86             | 87             | 90             | 44                 | 11              | 6            | 643                           |
| 30 to 34 years .....                                 | 707    | 3               | 12             | 32             | 31             | 75             | 103            | 112            | 63             | 90             | 128                | 51              | 6            | 684                           |
| 35 to 44 years .....                                 | 1 464  | 16              | 69             | 106            | 73             | 118            | 136            | 145            | 172            | 183            | 256                | 158             | 32           | 730                           |
| 45 to 64 years .....                                 | 1 397  | 19              | 101            | 164            | 122            | 108            | 110            | 150            | 93             | 166            | 224                | 126             | 14           | 645                           |
| 65 years and over .....                              | 496    | 9               | 101            | 90             | 59             | 43             | 61             | 29             | 17             | 39             | 20                 | 18              | 9            | 373                           |
| Other male householder .....                         | 1 021  | 8               | 27             | 61             | 96             | 103            | 161            | 137            | 117            | 109            | 109                | 39              | 54           | 620                           |
| Under 45 years .....                                 | 774    | 5               | 14             | 31             | 72             | 83             | 130            | 121            | 85             | 82             | 75                 | 33              | 43           | 625                           |
| 45 to 64 years .....                                 | 197    | 3               | 5              | 19             | 18             | 15             | 23             | 13             | 31             | 24             | 30                 | 5               | 12           | 684                           |
| 65 years and over .....                              | 50     | —               | 8              | 12             | 6              | 5              | 8              | 3              | 1              | 3              | 4                  | 1               | —            | ...                           |
| Other female householder .....                       | 1 724  | 42              | 115            | 160            | 143            | 194            | 227            | 223            | 200            | 172            | 181                | 33              | 33           | 584                           |
| Under 45 years .....                                 | 1 131  | 28              | 63             | 73             | 103            | 141            | 171            | 160            | 139            | 100            | 105                | 22              | 27           | 585                           |
| 45 to 64 years .....                                 | 449    | 5               | 31             | 59             | 27             | 44             | 43             | 48             | 50             | 63             | 61                 | 12              | 6            | 627                           |
| 65 years and over .....                              | 145    | 9               | 21             | 28             | 14             | 10             | 14             | 15             | 10             | 9              | 15                 | —               | —            | 397                           |
| 1-person households .....                            | 1 379  | 38              | 173            | 126            | 149            | 201            | 184            | 157            | 102            | 92             | 84                 | 41              | 33           | 493                           |
| Male householder .....                               | 694    | 14              | 69             | 57             | 79             | 100            | 100            | 79             | 65             | 51             | 46                 | 18              | 16           | 520                           |
| Under 45 years .....                                 | 401    | 8               | 22             | 24             | 51             | 44             | 66             | 47             | 40             | 47             | 36                 | 5               | 12           | 570                           |
| 45 to 64 years .....                                 | 187    | 5               | 25             | 18             | 15             | 34             | 27             | 20             | 15             | 2              | 10                 | 10              | 4            | 482                           |
| 65 years and over .....                              | 107    | 1               | 23             | 15             | 13             | 22             | 8              | 11             | 10             | 2              | —                  | 3               | —            | 410                           |
| Female householder .....                             | 685    | 24              | 103            | 69             | 70             | 101            | 84             | 78             | 37             | 41             | 37                 | 22              | 17           | 466                           |
| Under 45 years .....                                 | 201    | —               | 10             | 9              | 19             | 41             | 21             | 43             | 14             | 18             | 23                 | 2               | 1            | 598                           |
| 45 to 64 years .....                                 | 260    | 7               | 43             | 21             | 26             | 32             | 40             | 21             | 13             | 22             | 11                 | 15              | 8            | 490                           |
| 65 years and over .....                              | 224    | 17              | 50             | 40             | 25             | 28             | 23             | 15             | 10             | 1              | 3                  | 5               | 8            | 305                           |
| <b>Own Never Married Children Under 18 Years Old</b> |        |                 |                |                |                |                |                |                |                |                |                    |                 |              |                               |
| No own children under 18 years .....                 | 4 583  | 82              | 447            | 450            | 432            | 529            | 549            | 523            | 384            | 426            | 453                | 192             | 116          | 553                           |
| With own children under 18 years .....               | 4 458  | 54              | 179            | 323            | 308            | 422            | 609            | 561            | 489            | 532            | 607                | 289             | 86           | 652                           |
| Under 6 years only .....                             | 1 098  | 6               | 28             | 46             | 92             | 125            | 221            | 176            | 119            | 107            | 95                 | 67              | 16           | 613                           |
| 1 .....  | 650    | 5               | 20             | 36             | 66             | 53             | 135            | 100            | 71             | 60             | 57                 | 35              | 11           | 604                           |
| 2 .....  | 379    | 1               | 8              | 10             | 22             | 61             | 71             | 67             | 44             | 36             | 34                 | 20              | 5            | 622                           |
| 3 or more .....                                      | 69     | —               | —              | —              | 4              | 11             | 15             | 9              | 4              | 10             | 4                  | 11              | —            | 642                           |
| 6 to 17 years only .....                             | 2 186  | 35              | 103            | 196            | 137            | 168            | 240            | 271            | 214            | 275            | 358                | 146             | 42           | 671                           |
| 1 .....  | 915    | 10              | 39             | 85             | 64             | 80             | 112            | 117            | 84             | 112            | 143                | 50              | 20           | 649                           |
| 2 .....  | 823    | 14              | 41             | 71             | 51             | 59             | 108            | 96             | 68             | 95             | 151                | 57              | 12           | 664                           |
| 3 or more .....                                      | 448    | 11              | 23             | 41             | 23             | 29             | 20             | 58             | 63             | 69             | 64                 | 39              | 10           | 724                           |
| Both age groups .....                                | 1 174  | 12              | 48             | 81             | 78             | 128            | 147            | 114            | 155            | 151            | 154                | 76              | 29           | 667                           |
| 2 .....  | 473    | 4               | 2              | 35             | 31             | 61             | 68             | 40             | 47             | 66             | 62                 | 38              | 18           | 666                           |
| 3 or more .....                                      | 701    | 8               | 46             | 47             | 47             | 67             | 80             | 73             | 108            | 84             | 91                 | 38              | 11           | 668                           |
| <b>Income of Families and Primary Individuals</b>    |        |                 |                |                |                |                |                |                |                |                |                    |                 |              |                               |
| Less than \$5,000 .....                              | 640    | 33              | 73             | 40             | 57             | 85             | 95             | 49             | 70             | 56             | 25                 | 21              | 36           | 515                           |
| \$5,000 to \$9,999 .....                             | 723    | 25              | 146            | 110            | 85             | 98             | 71             | 62             | 38             | 29             | 21                 | 11              | 27           | 380                           |
| \$10,000 to \$14,999 .....                           | 1 011  | 23              | 88             | 139            | 135            | 134            | 172            | 130            | 65             | 34             | 34                 | 9               | 48           | 472                           |
| \$15,000 to \$19,999 .....                           | 899    | 21              | 56             | 65             | 94             | 143            | 159            | 133            | 91             | 70             | 41                 | 5               | 18           | 538                           |
| \$20,000 to \$24,999 .....                           | 895    | 6               | 85             | 75             | 88             | 111            | 154            | 130            | 91             | 83             | 42                 | 15              | 14           | 549                           |
| \$25,000 to \$29,999 .....                           | 705    | 13              | 30             | 58             | 53             | 84             | 128            | 92             | 59             | 99             | 74                 | 2               | 13           | 584                           |
| \$30,000 to \$34,999 .....                           | 706    | 5               | 34             | 53             | 53             | 86             | 104            | 91             | 100            | 97             | 61                 | 8               | 14           | 613                           |
| \$35,000 to \$39,999 .....                           | 575    | —               | 26             | 24             | 40             | 62             | 79             | 72             | 80             | 69             | 95                 | 22              | 8            | 675                           |
| \$40,000 to \$49,999 .....                           | 737    | 5               | 32             | 66             | 46             | 43             | 63             | 93             | 84             | 136            | 124                | 36              | 8            | 719                           |
| \$50,000 to \$59,999 .....                           | 593    | 2               | 21             | 39             | 25             | 35             | 53             | 91             | 72             | 97             | 110                | 40              | 9            | 737                           |
| \$60,000 to \$79,999 .....                           | 706    | —               | 16             | 43             | 26             | 35             | 45             | 80             | 63             | 107            | 195                | 90              | 5            | 877                           |
| \$80,000 to \$99,999 .....                           | 383    | 2               | 2              | 28             | 8              | 21             | 18             | 31             | 35             | 30             | 132                | 75              | —            | 1 057                         |
| \$100,000 to \$119,999 .....                         | 188    | —               | 8              | 11             | 9              | 3              | 7              | 11             | 13             | 33             | 46                 | 47              | 1            | 996                           |
| \$120,000 or more .....                              | 282    | —               | 7              | 22             | 22             | 12             | 11             | 19             | 11             | 17             | 62                 | 100             | —            | 1 164                         |
| Median .....   | 27 507 | 12 243          | 15 495         | 22 154         | 19 923         | 20 689         | 22 668         | 27 046         | 31 108         | 35 739         | 51 214             | 75 777          | 13 934       | ...                           |

**Table 6-21. Housing Costs by Selected Characteristics—Occupied Units With Hispanic Householder—Con.**

[Numbers in thousands. Consistent with the 1990 Census. ... means not applicable or sample too small. — means zero or rounds to zero]

| Characteristics  | Total         | Less than \$100 | \$100 to \$199 | \$200 to \$299 | \$300 to \$399 | \$400 to \$499 | \$500 to \$599 | \$600 to \$699 | \$700 to \$799 | \$800 to \$999 | \$1,000 to \$1,499 | \$1,500 or more | No cash rent | Median excluding no cash rent |
|--|---------------|-----------------|----------------|----------------|----------------|----------------|----------------|----------------|----------------|----------------|--------------------|-----------------|--------------|-------------------------------|
| <b>OWNER OCCUPIED UNITS</b>                            |               |                 |                |                |                |                |                |                |                |                |                    |                 |              |                               |
| <b>Total</b> .....                                     | <b>4 087</b>  | <b>92</b>       | <b>431</b>     | <b>531</b>     | <b>293</b>     | <b>241</b>     | <b>265</b>     | <b>308</b>     | <b>300</b>     | <b>418</b>     | <b>777</b>         | <b>430</b>      | <b>...</b>   | <b>662</b>                    |
| <b>Value</b>   |               |                 |                |                |                |                |                |                |                |                |                    |                 |              |                               |
| Less than \$10,000 .....                               | 133           | 9               | 48             | 28             | 11             | 5              | 1              | 6              | 12             | 5              | 4                  | 5               | ...          | 235                           |
| \$10,000 to \$19,999 .....                             | 139           | 12              | 53             | 28             | 6              | 17             | 3              | 6              | 3              | 3              | 5                  | 3               | ...          | 214                           |
| \$20,000 to \$29,999 .....                             | 159           | 12              | 45             | 39             | 19             | 16             | 13             | 5              | 6              | —              | 2                  | —               | ...          | 257                           |
| \$30,000 to \$39,999 .....                             | 154           | 7               | 23             | 23             | 29             | 25             | 20             | 12             | 6              | 1              | 8                  | —               | ...          | 383                           |
| \$40,000 to \$49,999 .....                             | 192           | 5               | 25             | 31             | 29             | 26             | 25             | 19             | 12             | 5              | 9                  | 6               | ...          | 420                           |
| \$50,000 to \$59,999 .....                             | 224           | 9               | 23             | 33             | 33             | 6              | 31             | 42             | 18             | 15             | 9                  | 5               | ...          | 524                           |
| \$60,000 to \$69,999 .....                             | 286           | 12              | 39             | 44             | 25             | 11             | 38             | 41             | 31             | 21             | 19                 | 6               | ...          | 533                           |
| \$70,000 to \$79,999 .....                             | 247           | 10              | 47             | 36             | 17             | 11             | 13             | 25             | 40             | 41             | 6                  | —               | ...          | 516                           |
| \$80,000 to \$99,999 .....                             | 543           | 5               | 34             | 84             | 27             | 25             | 38             | 49             | 88             | 120            | 56                 | 18              | ...          | 711                           |
| \$100,000 to \$119,999 .....                           | 348           | 3               | 17             | 34             | 17             | 21             | 16             | 16             | 26             | 77             | 108                | 12              | ...          | 861                           |
| \$120,000 to \$149,999 .....                           | 526           | 4               | 25             | 44             | 25             | 24             | 21             | 33             | 32             | 78             | 213                | 28              | ...          | 944                           |
| \$150,000 to \$199,999 .....                           | 563           | —               | 34             | 62             | 25             | 25             | 17             | 26             | 12             | 38             | 225                | 97              | ...          | 1 090                         |
| \$200,000 to \$249,999 .....                           | 224           | —               | 5              | 27             | 16             | 9              | 6              | 21             | 5              | 6              | 60                 | 69              | ...          | 1 141                         |
| \$250,000 to \$299,999 .....                           | 138           | —               | 6              | 14             | 3              | 13             | 12             | 2              | 4              | 2              | 23                 | 59              | ...          | 1 284                         |
| \$300,000 or more .....                                | 211           | 3               | 5              | 4              | 10             | 6              | 12             | 6              | 5              | 7              | 29                 | 124             | ...          | 1500+                         |
| <b>Median</b> .....                                    | <b>98 749</b> | <b>49 857</b>   | <b>59 000</b>  | <b>80 836</b>  | <b>67 778</b>  | <b>81 875</b>  | <b>70 828</b>  | <b>79 528</b>  | <b>84 854</b>  | <b>99 965</b>  | <b>142 794</b>     | <b>226 919</b>  | <b>...</b>   | <b>...</b>                    |
| <b>Ratio of Value to Current Income</b>                |               |                 |                |                |                |                |                |                |                |                |                    |                 |              |                               |
| Less than 1.5 .....                                    | 1 202         | 30              | 170            | 195            | 115            | 83             | 95             | 110            | 102            | 95             | 146                | 62              | ...          | 508                           |
| 1.5 to 1.9 .....                                       | 501           | 10              | 35             | 36             | 29             | 25             | 25             | 39             | 47             | 80             | 112                | 63              | ...          | 812                           |
| 2.0 to 2.4 .....                                       | 430           | 5               | 25             | 56             | 20             | 21             | 25             | 24             | 25             | 63             | 104                | 60              | ...          | 841                           |
| 2.5 to 2.9 .....                                       | 407           | 5               | 31             | 42             | 22             | 19             | 19             | 28             | 27             | 34             | 119                | 60              | ...          | 861                           |
| 3.0 to 3.9 .....                                       | 502           | 2               | 46             | 44             | 18             | 22             | 41             | 38             | 29             | 64             | 127                | 69              | ...          | 830                           |
| 4.0 to 4.9 .....                                       | 225           | 3               | 13             | 26             | 13             | 10             | 11             | 21             | 19             | 31             | 48                 | 31              | ...          | 783                           |
| 5.0 or more .....                                      | 750           | 34              | 100            | 121            | 70             | 55             | 40             | 41             | 49             | 43             | 118                | 79              | ...          | 492                           |
| Zero or negative income .....                          | 70            | 3               | 11             | 10             | 6              | 6              | 9              | 7              | 3              | 7              | 3                  | 6               | ...          | ...                           |
| <b>Median</b> .....                                    | <b>2.4</b>    | <b>2.5</b>      | <b>2.1</b>     | <b>2.3</b>     | <b>2.0</b>     | <b>2.2</b>     | <b>2.2</b>     | <b>2.0</b>     | <b>2.0</b>     | <b>2.2</b>     | <b>2.6</b>         | <b>2.7</b>      | <b>...</b>   | <b>...</b>                    |
| <b>Monthly Payment for Principal and Interest</b>      |               |                 |                |                |                |                |                |                |                |                |                    |                 |              |                               |
| One or more regular mortgages .....                    | 2 598         | 8               | 18             | 34             | 87             | 127            | 217            | 256            | 274            | 402            | 761                | 414             | ...          | 938                           |
| Less than \$100 .....                                  | 82            | 8               | 18             | 13             | 11             | 7              | 4              | 4              | 5              | 3              | 2                  | 3               | ...          | 283                           |
| \$100 to \$199 .....                                   | 107           | —               | —              | 18             | 50             | 16             | 7              | 15             | —              | 7              | —                  | —               | ...          | 381                           |
| \$200 to \$249 .....                                   | 82            | —               | —              | 3              | 16             | 17             | 28             | 7              | 6              | 2              | 3                  | —               | ...          | 518                           |
| \$250 to \$299 .....                                   | 122           | —               | —              | —              | 9              | 48             | 34             | 20             | 2              | —              | 9                  | —               | ...          | 511                           |
| \$300 to \$349 .....                                   | 117           | —               | —              | —              | 1              | 29             | 45             | 25             | 10             | 6              | 1                  | —               | ...          | 562                           |
| \$350 to \$399 .....                                   | 147           | —               | —              | —              | —              | 9              | 60             | 59             | 11             | 5              | 2                  | —               | ...          | 607                           |
| \$400 to \$449 .....                                   | 162           | —               | —              | —              | —              | —              | 34             | 52             | 43             | 21             | 8                  | 4               | ...          | 691                           |
| \$450 to \$499 .....                                   | 146           | —               | —              | —              | —              | —              | 2              | 46             | 62             | 25             | 11                 | —               | ...          | 739                           |
| \$500 to \$599 .....                                   | 286           | —               | —              | —              | —              | —              | 2              | 23             | 123            | 106            | 29                 | 3               | ...          | 796                           |
| \$600 to \$699 .....                                   | 274           | —               | —              | —              | —              | —              | —              | 6              | 12             | 167            | 89                 | —               | ...          | 942                           |
| \$700 to \$799 .....                                   | 157           | —               | —              | —              | —              | —              | —              | —              | —              | 50             | 105                | 2               | ...          | 1 137                         |
| \$800 to \$999 .....                                   | 351           | —               | —              | —              | —              | —              | —              | —              | —              | 11             | 319                | 21              | ...          | 1 258                         |
| \$1,000 to \$1,249 .....                               | 294           | —               | —              | —              | —              | —              | —              | —              | —              | —              | 177                | 117             | ...          | 1 415                         |
| \$1,250 to \$1,499 .....                               | 114           | —               | —              | —              | —              | —              | —              | —              | —              | —              | 7                  | 107             | ...          | 1500+                         |
| \$1,500 or more .....                                  | 157           | —               | —              | —              | —              | —              | —              | —              | —              | —              | —                  | 157             | ...          | 1500+                         |
| <b>Median</b> .....                                    | <b>617</b>    | <b>...</b>      | <b>...</b>     | <b>...</b>     | <b>166</b>     | <b>274</b>     | <b>340</b>     | <b>399</b>     | <b>498</b>     | <b>616</b>     | <b>877</b>         | <b>1 383</b>    | <b>...</b>   | <b>...</b>                    |
| <b>Average Monthly Cost Paid for Real Estate Taxes</b> |               |                 |                |                |                |                |                |                |                |                |                    |                 |              |                               |
| Less than \$25 .....                                   | 654           | 70              | 167            | 130            | 38             | 41             | 46             | 45             | 25             | 35             | 37                 | 21              | ...          | 270                           |
| \$25 to \$49 .....                                     | 659           | 18              | 132            | 123            | 51             | 40             | 69             | 65             | 58             | 41             | 49                 | 12              | ...          | 414                           |
| \$50 to \$74 .....                                     | 659           | 4               | 76             | 112            | 45             | 40             | 56             | 62             | 63             | 104            | 82                 | 15              | ...          | 595                           |
| \$75 to \$99 .....                                     | 462           | —               | 43             | 80             | 25             | 17             | 21             | 45             | 49             | 75             | 91                 | 16              | ...          | 700                           |
| \$100 to \$149 .....                                   | 684           | —               | 11             | 73             | 67             | 33             | 34             | 36             | 61             | 77             | 231                | 60              | ...          | 867                           |
| \$150 to \$199 .....                                   | 333           | —               | 1              | 11             | 39             | 21             | 14             | 10             | 25             | 38             | 109                | 63              | ...          | 1 028                         |
| \$200 or more .....                                    | 634           | —               | 1              | 2              | 27             | 48             | 25             | 44             | 19             | 49             | 178                | 242             | ...          | 1 287                         |
| <b>Median</b> .....                                    | <b>79</b>     | <b>25-</b>      | <b>34</b>      | <b>53</b>      | <b>87</b>      | <b>74</b>      | <b>58</b>      | <b>68</b>      | <b>77</b>      | <b>85</b>      | <b>128</b>         | <b>200+</b>     | <b>...</b>   | <b>...</b>                    |
| <b>Purchase Price</b>                                  |               |                 |                |                |                |                |                |                |                |                |                    |                 |              |                               |
| Home purchased or built .....                          | 3 925         | 79              | 388            | 495            | 269            | 231            | 264            | 296            | 291            | 416            | 769                | 426             | ...          | 680                           |
| Less than \$10,000 .....                               | 302           | 21              | 79             | 85             | 38             | 24             | 9              | 11             | 9              | 9              | 13                 | 5               | ...          | 261                           |
| \$10,000 to \$19,999 .....                             | 359           | 16              | 102            | 92             | 47             | 18             | 15             | 26             | 10             | 5              | 23                 | 5               | ...          | 267                           |
| \$20,000 to \$29,999 .....                             | 309           | 13              | 49             | 73             | 37             | 36             | 43             | 10             | 16             | 12             | 13                 | 7               | ...          | 352                           |
| \$30,000 to \$39,999 .....                             | 241           | 3               | 21             | 41             | 13             | 43             | 38             | 31             | 33             | 8              | 8                  | 3               | ...          | 501                           |
| \$40,000 to \$49,999 .....                             | 260           | —               | 12             | 32             | 27             | 13             | 52             | 58             | 15             | 26             | 20                 | 6               | ...          | 590                           |
| \$50,000 to \$59,999 .....                             | 251           | —               | 18             | 20             | 20             | 7              | 34             | 46             | 37             | 46             | 19                 | 3               | ...          | 657                           |
| \$60,000 to \$69,999 .....                             | 263           | —               | 10             | 17             | 14             | 17             | 12             | 28             | 68             | 49             | 36                 | 11              | ...          | 748                           |
| \$70,000 to \$79,999 .....                             | 236           | 4               | 12             | 21             | 6              | 12             | 8              | 18             | 38             | 71             | 31                 | 16              | ...          | 799                           |
| \$80,000 to \$99,999 .....                             | 404           | —               | 18             | 35             | 11             | 8              | 15             | 13             | 38             | 107            | 138                | 22              | ...          | 922                           |
| \$100,000 to \$119,999 .....                           | 200           | —               | 3              | 13             | 9              | 4              | 3              | 12             | 8              | 33             | 107                | 6               | ...          | 1 064                         |
| \$120,000 to \$149,999 .....                           | 310           | —               | 8              | 13             | 7              | 13             | 3              | 6              | 2              | 15             | 196                | 49              | ...          | 1 228                         |
| \$150,000 to \$199,999 .....                           | 285           | —               | 2              | 5              | 11             | 18             | 9              | 14             | —              | 8              | 102                | 116             | ...          | 1 368                         |
| \$200,000 to \$249,999 .....                           | 101           | —               | 1              | 2              | 3              | 5              | 1              | 4              | 1              | 2              | 12                 | 70              | ...          | 1500+                         |
| \$250,000 to \$299,999 .....                           | 52            | —               | —              | 2              | 1              | —              | —              | —              | —              | 1              | 7                  | 39              | ...          | ...                           |
| \$300,000 or more .....                                | 70            | —               | —              | 9              | —              | —              | —              | —              | —              | 3              | 7                  | 48              | ...          | 1500+                         |
| Not reported .....                                     | 282           | 23              | 51             | 37             | 26             | 12             | 19             | 20             | 17             | 21             | 37                 | 20              | ...          | ...                           |
| <b>Median</b> .....                                    | <b>63 773</b> | <b>14 681</b>   | <b>18 679</b>  | <b>27 164</b>  | <b>29 876</b>  | <b>37 226</b>  | <b>43 396</b>  | <b>50 511</b>  | <b>62 579</b>  | <b>76 097</b>  | <b>112 143</b>     | <b>180 215</b>  | <b>...</b>   | <b>10000-</b>                 |
| Received as inheritance or gift .....                  | 110           | 11              | 36             | 27             | 14             | 4              | —              | 7              | 5              | —              | 3                  | 3               | ...          | 233                           |
| Not reported .....                                     | 51            | 2               | 8              | 9              | 9              | 7              | 1              | 4              | 4              | 2              | 5                  | —               | ...          | ...                           |



Table 6-21. **Housing Costs by Selected Characteristics—Occupied Units With Hispanic Householder—Con.**

[Numbers in thousands. Consistent with the 1990 Census. .... means not applicable or sample too small. — means zero or rounds to zero]

| Characteristics                         | Total        | Less than \$100 | \$100 to \$199 | \$200 to \$299 | \$300 to \$399 | \$400 to \$499 | \$500 to \$599 | \$600 to \$699 | \$700 to \$799 | \$800 to \$999 | \$1,000 to \$1,499 | \$1,500 or more | No cash rent | Median excluding no cash rent |
|---|--------------|-----------------|----------------|----------------|----------------|----------------|----------------|----------------|----------------|----------------|--------------------|-----------------|--------------|-------------------------------|
| <b>RENTER OCCUPIED UNITS</b>            |              |                 |                |                |                |                |                |                |                |                |                    |                 |              |                               |
| <b>Total</b> .....                      | <b>4 955</b> | <b>43</b>       | <b>195</b>     | <b>243</b>     | <b>447</b>     | <b>709</b>     | <b>892</b>     | <b>776</b>     | <b>573</b>     | <b>540</b>     | <b>282</b>         | <b>51</b>       | <b>203</b>   | <b>583</b>                    |
| <b>Rent Reductions</b>                  |              |                 |                |                |                |                |                |                |                |                |                    |                 |              |                               |
| No subsidy .....                        | 3 876        | 10              | 52             | 101            | 344            | 580            | 765            | 656            | 499            | 449            | 229                | 38              | 154          | 602                           |
| Rent control .....                      | 164          | 1               | 10             | 5              | 6              | 13             | 23             | 47             | 20             | 17             | 21                 | 1               | —            | 652                           |
| No rent control .....                   | 3 702        | 9               | 42             | 96             | 330            | 567            | 742            | 606            | 479            | 433            | 208                | 36              | 154          | 598                           |
| Reduced by owner .....                  | 271          | 1               | 2              | 7              | 20             | 27             | 49             | 22             | 16             | 10             | 3                  | —               | 115          | 542                           |
| Not reduced by owner .....              | 3 424        | 8               | 39             | 88             | 310            | 540            | 694            | 583            | 463            | 421            | 201                | 36              | 40           | 602                           |
| Owner reduction not reported .....      | 7            | —               | —              | —              | —              | —              | —              | 1              | —              | 2              | 3                  | —               | —            | ...                           |
| Rent control not reported .....         | 11           | —               | —              | —              | 7              | —              | —              | 3              | —              | —              | —                  | —               | —            | ...                           |
| Owned by public housing authority ..... | 276          | 22              | 83             | 63             | 21             | 25             | 24             | 11             | 6              | —              | 1                  | 1               | 18           | 238                           |
| Government subsidy .....                | 353          | 10              | 53             | 67             | 44             | 47             | 28             | 25             | 20             | 24             | 6                  | 3               | 26           | 376                           |
| Other, income verification .....        | 337          | —               | 4              | 8              | 30             | 44             | 50             | 68             | 37             | 49             | 34                 | 9               | 3            | 645                           |
| Subsidy not reported .....              | 112          | 2               | 3              | 4              | 7              | 15             | 24             | 16             | 11             | 17             | 12                 | —               | 1            | 604                           |

<sup>1</sup>For mobile homes, oldest category is 1939 or earlier.

**Table 6-22. Value by Selected Characteristics—Owner Occupied Units With Hispanic Householder**

[Numbers in thousands. Consistent with the 1990 Census. ... means not applicable or sample too small. — means zero or rounds to zero]

| Characteristics  | Total        | Less than \$30,000 | \$30,000 to \$39,999 | \$40,000 to \$49,999 | \$50,000 to \$59,999 | \$60,000 to \$79,999 | \$80,000 to \$99,999 | \$100,000 to \$149,999 | \$150,000 to \$249,999 | \$250,000 to \$299,999 | \$300,000 or more | Median      |               |
|--|--------------|--------------------|----------------------|----------------------|----------------------|----------------------|----------------------|------------------------|------------------------|------------------------|-------------------|-------------|---------------|
| <b>Total</b> .....   | <b>4 087</b> | <b>432</b>         | <b>154</b>           | <b>192</b>           | <b>224</b>           | <b>533</b>           | <b>543</b>           | <b>874</b>             | <b>563</b>             | <b>224</b>             | <b>138</b>        | <b>211</b>  | <b>98 749</b> |
| <b>Units in Structure</b>  |              |                    |                      |                      |                      |                      |                      |                        |                        |                        |                   |             |               |
| 1, detached .....  | 3 393        | 200                | 116                  | 158                  | 186                  | 447                  | 443                  | 776                    | 529                    | 216                    | 123               | 197         | 109 316       |
| 1, attached .....  | 194          | 17                 | 6                    | 3                    | 12                   | 21                   | 45                   | 43                     | 25                     | 4                      | 9                 | 10          | 97 181        |
| 2 to 4 .....   | 122          | 14                 | 3                    | 14                   | 10                   | 21                   | 18                   | 31                     | 6                      | 2                      | 1                 | 1           | 79 209        |
| 5 to 9 .....   | 23           | —                  | 2                    | —                    | 1                    | —                    | 13                   | 5                      | 1                      | —                      | —                 | 1           | ...           |
| 10 to 19 .....   | 18           | —                  | —                    | 3                    | —                    | 7                    | 2                    | 1                      | 1                      | —                      | 3                 | —           | ...           |
| 20 to 49 .....   | 24           | 2                  | —                    | —                    | —                    | 12                   | 2                    | 7                      | —                      | —                      | —                 | 1           | ...           |
| 50 or more .....   | 44           | —                  | —                    | —                    | 5                    | 19                   | 8                    | 7                      | —                      | 2                      | 1                 | 2           | ...           |
| Mobile home or trailer .....                                     | 269          | 198                | 28                   | 14                   | 8                    | 8                    | 12                   | 2                      | —                      | —                      | —                 | —           | 30000-        |
| <b>Year Structure Built<sup>1</sup></b>                          |              |                    |                      |                      |                      |                      |                      |                        |                        |                        |                   |             |               |
| 2000 to 2004 .....   | —            | —                  | —                    | —                    | —                    | —                    | —                    | —                      | —                      | —                      | —                 | —           | ...           |
| 1995 to 1999 .....   | 324          | 23                 | 7                    | 6                    | —                    | 18                   | 56                   | 75                     | 59                     | 24                     | 25                | 32          | 135 422       |
| 1990 to 1994 .....   | 268          | 21                 | 16                   | 9                    | 4                    | 28                   | 24                   | 70                     | 34                     | 18                     | 14                | 30          | 122 831       |
| 1985 to 1989 .....   | 239          | 19                 | 8                    | 5                    | 10                   | 24                   | 55                   | 52                     | 30                     | 15                     | 13                | 8           | 99 135        |
| 1980 to 1984 .....   | 257          | 33                 | 11                   | 7                    | 17                   | 40                   | 50                   | 57                     | 24                     | 2                      | 2                 | 13          | 88 001        |
| 1975 to 1979 .....   | 394          | 49                 | 22                   | 11                   | 10                   | 50                   | 63                   | 94                     | 44                     | 28                     | 16                | 8           | 97 513        |
| 1970 to 1974 .....   | 364          | 52                 | 7                    | 16                   | 32                   | 33                   | 59                   | 85                     | 32                     | 16                     | 15                | 15          | 93 818        |
| 1960 to 1969 .....   | 538          | 39                 | 31                   | 26                   | 30                   | 82                   | 90                   | 108                    | 69                     | 16                     | 16                | 31          | 93 426        |
| 1950 to 1959 .....   | 707          | 77                 | 7                    | 49                   | 52                   | 104                  | 50                   | 149                    | 123                    | 54                     | 17                | 25          | 104 925       |
| 1940 to 1949 .....   | 422          | 49                 | 12                   | 31                   | 39                   | 68                   | 37                   | 76                     | 62                     | 22                     | 10                | 16          | 86 644        |
| 1930 to 1939 .....   | 248          | 36                 | 21                   | 14                   | 18                   | 46                   | 29                   | 32                     | 25                     | 13                     | 3                 | 13          | 75 406        |
| 1920 to 1929 .....   | 149          | 14                 | 7                    | 11                   | 1                    | 15                   | 7                    | 27                     | 35                     | 10                     | 5                 | 15          | 134 679       |
| 1919 or earlier .....  | 177          | 20                 | 4                    | 7                    | 11                   | 25                   | 23                   | 49                     | 27                     | 6                      | 1                 | 5           | 99 431        |
| <b>Median</b> .....  | <b>1966</b>  | <b>1965</b>        | <b>1968</b>          | <b>1957</b>          | <b>1958</b>          | <b>1961</b>          | <b>1973</b>          | <b>1970</b>            | <b>1961</b>            | <b>1964</b>            | <b>1975</b>       | <b>1970</b> | <b>...</b>    |
| <b>Rooms</b>   |              |                    |                      |                      |                      |                      |                      |                        |                        |                        |                   |             |               |
| 1 room .....   | 2            | 2                  | —                    | —                    | —                    | —                    | —                    | —                      | —                      | —                      | —                 | —           | ...           |
| 2 rooms .....  | 4            | 3                  | —                    | —                    | —                    | 1                    | —                    | —                      | —                      | —                      | —                 | —           | ...           |
| 3 rooms .....  | 75           | 23                 | 4                    | 3                    | 5                    | 21                   | 3                    | 13                     | 3                      | —                      | —                 | —           | 62 979        |
| 4 rooms .....  | 569          | 185                | 24                   | 30                   | 44                   | 96                   | 53                   | 71                     | 40                     | 7                      | 6                 | 13          | 60 333        |
| 5 rooms .....  | 1 144        | 135                | 56                   | 71                   | 74                   | 189                  | 177                  | 218                    | 141                    | 39                     | 21                | 24          | 85 345        |
| 6 rooms .....  | 1 173        | 67                 | 48                   | 64                   | 66                   | 130                  | 201                  | 287                    | 177                    | 65                     | 32                | 35          | 101 852       |
| 7 rooms .....  | 583          | 10                 | 21                   | 19                   | 21                   | 68                   | 72                   | 149                    | 99                     | 52                     | 25                | 47          | 126 943       |
| 8 rooms .....  | 311          | 5                  | —                    | 5                    | 11                   | 21                   | 21                   | 93                     | 60                     | 36                     | 24                | 35          | 149 788       |
| 9 rooms .....  | 133          | 1                  | —                    | —                    | —                    | 2                    | 10                   | 24                     | 26                     | 24                     | 17                | 29          | 206 723       |
| 10 rooms or more .....   | 92           | 1                  | —                    | —                    | 3                    | 5                    | 7                    | 19                     | 17                     | 1                      | 13                | 26          | 182 687       |
| <b>Bedrooms</b>  |              |                    |                      |                      |                      |                      |                      |                        |                        |                        |                   |             |               |
| None .....   | 2            | 2                  | —                    | —                    | —                    | —                    | —                    | —                      | —                      | —                      | —                 | —           | ...           |
| 1 .....  | 106          | 30                 | 4                    | 4                    | 9                    | 23                   | 5                    | 22                     | 5                      | 1                      | —                 | 3           | 65 207        |
| 2 .....  | 916          | 216                | 49                   | 43                   | 60                   | 151                  | 105                  | 135                    | 96                     | 34                     | 11                | 17          | 71 966        |
| 3 .....  | 2 236        | 164                | 85                   | 123                  | 128                  | 293                  | 356                  | 509                    | 311                    | 114                    | 59                | 93          | 98 232        |
| 4 or more .....  | 828          | 20                 | 15                   | 23                   | 27                   | 66                   | 78                   | 208                    | 150                    | 75                     | 68                | 99          | 144 606       |
| <b>Complete Bathrooms</b>  |              |                    |                      |                      |                      |                      |                      |                        |                        |                        |                   |             |               |
| None .....   | 19           | 12                 | —                    | 3                    | —                    | —                    | —                    | 3                      | 1                      | —                      | —                 | —           | ...           |
| 1 .....  | 1 362        | 279                | 75                   | 95                   | 96                   | 240                  | 116                  | 209                    | 154                    | 55                     | 17                | 25          | 71 286        |
| 1 and one-half .....   | 612          | 32                 | 38                   | 21                   | 33                   | 110                  | 85                   | 163                    | 81                     | 29                     | 14                | 5           | 96 925        |
| 2 or more .....  | 2 093        | 109                | 40                   | 73                   | 95                   | 183                  | 343                  | 498                    | 326                    | 140                    | 107               | 181         | 120 514       |
| <b>Main Heating Equipment</b>                                    |              |                    |                      |                      |                      |                      |                      |                        |                        |                        |                   |             |               |
| Warm-air furnace .....   | 2 264        | 163                | 63                   | 113                  | 132                  | 291                  | 338                  | 495                    | 304                    | 140                    | 90                | 136         | 103 302       |
| Steam or hot water system .....                                  | 283          | 18                 | 4                    | 11                   | 7                    | 37                   | 30                   | 72                     | 42                     | 29                     | 18                | 17          | 124 978       |
| Electric heat pump .....   | 524          | 17                 | 14                   | 2                    | 25                   | 108                  | 103                  | 147                    | 60                     | 17                     | 6                 | 23          | 98 451        |
| Built-in electric units .....                                    | 80           | 3                  | 5                    | —                    | 5                    | 9                    | 9                    | 27                     | 10                     | 6                      | 4                 | 3           | 117 817       |
| Floor, wall, or other built-in hot-air units without ducts ..... | 422          | 51                 | 21                   | 9                    | 24                   | 53                   | 42                   | 69                     | 94                     | 27                     | 9                 | 21          | 107 414       |
| Room heaters with flue .....                                     | 55           | 7                  | 8                    | 5                    | 5                    | 5                    | 1                    | 16                     | 6                      | —                      | —                 | 1           | 70 473        |
| Room heaters without flue .....                                  | 200          | 98                 | 27                   | 31                   | 13                   | 9                    | 4                    | 6                      | 11                     | —                      | 3                 | —           | 30 985        |
| Portable electric heaters .....                                  | 133          | 39                 | 10                   | 12                   | 11                   | 6                    | 6                    | 19                     | 24                     | 2                      | 1                 | 3           | 55 795        |
| Stoves .....   | 35           | 9                  | 2                    | 2                    | 2                    | 6                    | 3                    | 2                      | 5                      | —                      | —                 | —           | ...           |
| Fireplaces with inserts .....                                    | 5            | —                  | —                    | —                    | —                    | 2                    | —                    | 1                      | —                      | —                      | —                 | 2           | ...           |
| Fireplaces without inserts .....                                 | 4            | —                  | —                    | —                    | —                    | 2                    | 2                    | —                      | —                      | —                      | —                 | —           | ...           |
| Other .....  | 22           | 2                  | —                    | 2                    | —                    | 3                    | 2                    | 8                      | 1                      | 3                      | —                 | —           | ...           |
| Cooking stove .....  | 21           | 11                 | —                    | 2                    | —                    | —                    | —                    | 4                      | 1                      | —                      | 2                 | —           | ...           |
| None .....   | 38           | 13                 | —                    | 2                    | 1                    | 2                    | 2                    | 6                      | 4                      | 1                      | 5                 | 1           | ...           |
| <b>Primary Source of Water</b>                                   |              |                    |                      |                      |                      |                      |                      |                        |                        |                        |                   |             |               |
| Public system or private company .....                           | 3 869        | 394                | 145                  | 185                  | 214                  | 507                  | 507                  | 835                    | 535                    | 215                    | 131               | 202         | 99 307        |
| Well serving 1 to 5 units .....                                  | 208          | 37                 | 9                    | 7                    | 10                   | 24                   | 36                   | 33                     | 27                     | 8                      | 7                 | 10          | 89 614        |
| Drilled .....  | 189          | 36                 | 6                    | 7                    | 10                   | 21                   | 36                   | 28                     | 26                     | 8                      | 7                 | 4           | 88 237        |
| Dug .....  | 11           | —                  | —                    | —                    | —                    | 3                    | —                    | 5                      | —                      | —                      | —                 | —           | ...           |
| Not reported .....   | 8            | 1                  | 3                    | —                    | —                    | —                    | —                    | —                      | 2                      | —                      | —                 | 2           | ...           |
| Other .....  | 9            | —                  | —                    | —                    | —                    | 3                    | —                    | 5                      | 1                      | 1                      | —                 | —           | ...           |
| <b>Means of Sewage Disposal</b>                                  |              |                    |                      |                      |                      |                      |                      |                        |                        |                        |                   |             |               |
| Public sewer .....   | 3 603        | 332                | 141                  | 171                  | 207                  | 477                  | 470                  | 789                    | 504                    | 205                    | 126               | 181         | 100 234       |
| Septic tank, cesspool, chemical toilet .....                     | 484          | 99                 | 12                   | 21                   | 17                   | 56                   | 73                   | 85                     | 59                     | 19                     | 12                | 30          | 89 672        |
| Other .....  | —            | —                  | —                    | —                    | —                    | —                    | —                    | —                      | —                      | —                      | —                 | —           | ...           |
| <b>Main House Heating Fuel</b>                                   |              |                    |                      |                      |                      |                      |                      |                        |                        |                        |                   |             |               |
| Housing units with heating fuel .....                            | 4 049        | 418                | 154                  | 190                  | 223                  | 531                  | 541                  | 868                    | 559                    | 223                    | 133               | 210         | 98 833        |
| Electricity .....  | 1 258        | 106                | 46                   | 49                   | 74                   | 188                  | 249                  | 312                    | 127                    | 34                     | 24                | 49          | 93 356        |
| Piped gas .....  | 2 430        | 225                | 88                   | 131                  | 133                  | 294                  | 252                  | 495                    | 399                    | 169                    | 96                | 148         | 109 276       |
| Bottled gas .....  | 149          | 56                 | 13                   | 3                    | 8                    | 14                   | 21                   | 12                     | 9                      | 3                      | 4                 | 5           | 52 634        |
| Fuel oil .....   | 142          | 8                  | 4                    | 4                    | 3                    | 21                   | 14                   | 43                     | 17                     | 15                     | 9                 | 3           | 119 228       |
| Kerosene or other liquid fuel .....                              | 10           | 10                 | —                    | —                    | —                    | —                    | —                    | —                      | —                      | —                      | —                 | —           | ...           |
| Coal or coke .....   | 1            | —                  | —                    | —                    | —                    | —                    | —                    | 1                      | —                      | —                      | —                 | —           | ...           |
| Wood .....   | 54           | 12                 | 2                    | 2                    | 5                    | 12                   | 5                    | 3                      | 5                      | 2                      | —                 | 5           | ...           |
| Solar energy .....   | —            | —                  | —                    | —                    | —                    | —                    | —                    | —                      | —                      | —                      | —                 | —           | ...           |
| Other .....  | 5            | —                  | —                    | —                    | —                    | 3                    | —                    | 1                      | 1                      | —                      | —                 | —           | ...           |

**Table 6-22. Value by Selected Characteristics—Owner Occupied Units With Hispanic Householder—Con.**

[Numbers in thousands. Consistent with the 1990 Census. ... means not applicable or sample too small. — means zero or rounds to zero]

| Characteristics                                      | Total  | Less than \$30,000 | \$30,000 to \$39,999 | \$40,000 to \$49,999 | \$50,000 to \$59,999 | \$60,000 to \$79,999 | \$80,000 to \$99,999 | \$100,000 to \$149,999 | \$150,000 to \$249,999 | \$250,000 to \$300,000 or more | Median |        |         |
|--|--------|--------------------|----------------------|----------------------|----------------------|----------------------|----------------------|------------------------|------------------------|--------------------------------|--------|--------|---------|
| <b>Cooking Fuel</b>                                  |        |                    |                      |                      |                      |                      |                      |                        |                        |                                |        |        |         |
| With cooking fuel                                    | 4 082  | 430                | 152                  | 192                  | 224                  | 533                  | 543                  | 874                    | 562                    | 224                            | 138    | 211    | 98 789  |
| Electricity  | 1 658  | 90                 | 37                   | 59                   | 84                   | 238                  | 302                  | 417                    | 196                    | 72                             | 58     | 105    | 102 352 |
| Piped gas  | 2 221  | 256                | 95                   | 130                  | 124                  | 278                  | 222                  | 439                    | 352                    | 149                            | 77     | 98     | 100 597 |
| Bottled gas  | 196    | 83                 | 20                   | 3                    | 16                   | 15                   | 19                   | 15                     | 11                     | 3                              | 2      | 6      | 37 081  |
| Kerosene or other liquid fuel                        | —      | —                  | —                    | —                    | —                    | —                    | —                    | —                      | —                      | —                              | —      | —      | ...     |
| Coal or coke   | —      | —                  | —                    | —                    | —                    | —                    | —                    | —                      | —                      | —                              | —      | —      | ...     |
| Wood   | 4      | —                  | —                    | —                    | —                    | 2                    | —                    | 2                      | —                      | —                              | —      | —      | ...     |
| Other  | 5      | —                  | —                    | —                    | —                    | —                    | —                    | —                      | 3                      | —                              | —      | 2      | ...     |
| <b>Persons</b>                                       |        |                    |                      |                      |                      |                      |                      |                        |                        |                                |        |        |         |
| 1 person   | 471    | 60                 | 26                   | 34                   | 20                   | 78                   | 58                   | 83                     | 48                     | 20                             | 17     | 26     | 85 866  |
| 2 persons  | 970    | 106                | 29                   | 37                   | 70                   | 126                  | 117                  | 184                    | 145                    | 63                             | 45     | 49     | 100 053 |
| 3 persons  | 754    | 76                 | 24                   | 37                   | 51                   | 112                  | 94                   | 168                    | 92                     | 34                             | 24     | 42     | 96 174  |
| 4 persons  | 850    | 73                 | 35                   | 41                   | 35                   | 95                   | 134                  | 206                    | 110                    | 54                             | 18     | 49     | 102 923 |
| 5 persons  | 558    | 68                 | 26                   | 23                   | 16                   | 73                   | 82                   | 119                    | 80                     | 34                             | 16     | 20     | 97 784  |
| 6 persons  | 257    | 27                 | 11                   | 7                    | 13                   | 22                   | 35                   | 69                     | 42                     | 6                              | 12     | 13     | 109 572 |
| 7 persons or more                                    | 227    | 22                 | 2                    | 12                   | 19                   | 27                   | 23                   | 46                     | 45                     | 12                             | 7      | 12     | 109 790 |
| <b>Household Composition by Age of Householder</b>   |        |                    |                      |                      |                      |                      |                      |                        |                        |                                |        |        |         |
| 2-or-more-person households                          | 3 615  | 372                | 127                  | 157                  | 204                  | 455                  | 485                  | 791                    | 514                    | 204                            | 121    | 185    | 100 456 |
| Married-couple families, no nonrelatives             | 2 809  | 270                | 100                  | 117                  | 151                  | 360                  | 352                  | 625                    | 412                    | 168                            | 100    | 155    | 104 375 |
| Under 25 years                                       | 49     | 5                  | 1                    | 5                    | 7                    | 4                    | 2                    | 15                     | 8                      | 1                              | —      | —      | ...     |
| 25 to 29 years                                       | 208    | 51                 | 8                    | 15                   | 17                   | 33                   | 27                   | 32                     | 14                     | 6                              | 2      | 3      | 68 030  |
| 30 to 34 years                                       | 324    | 30                 | 8                    | 6                    | 18                   | 29                   | 48                   | 80                     | 63                     | 20                             | 9      | 13     | 114 558 |
| 35 to 44 years                                       | 843    | 74                 | 31                   | 33                   | 28                   | 108                  | 103                  | 206                    | 130                    | 44                             | 28     | 57     | 110 626 |
| 45 to 64 years                                       | 1 000  | 85                 | 39                   | 41                   | 61                   | 103                  | 139                  | 217                    | 151                    | 66                             | 37     | 62     | 107 411 |
| 65 years and over                                    | 384    | 25                 | 12                   | 16                   | 20                   | 83                   | 33                   | 74                     | 46                     | 32                             | 23     | 20     | 101 550 |
| Other male householder                               | 270    | 50                 | 1                    | 12                   | 14                   | 21                   | 33                   | 65                     | 41                     | 9                              | 11     | 12     | 102 669 |
| Under 45 years                                       | 154    | 36                 | 1                    | 8                    | 6                    | 7                    | 17                   | 37                     | 19                     | 5                              | 7      | 10     | 101 700 |
| 45 to 64 years                                       | 82     | 13                 | —                    | —                    | 4                    | 10                   | 13                   | 19                     | 18                     | 2                              | —      | 2      | 101 090 |
| 65 years and over                                    | 33     | —                  | —                    | 5                    | 4                    | 3                    | 3                    | 9                      | 4                      | 2                              | 3      | —      | ...     |
| Other female householder                             | 537    | 52                 | 26                   | 28                   | 40                   | 74                   | 100                  | 101                    | 62                     | 26                             | 10     | 18     | 89 794  |
| Under 45 years                                       | 266    | 30                 | 12                   | 11                   | 10                   | 41                   | 52                   | 46                     | 38                     | 17                             | 5      | 5      | 91 051  |
| 45 to 64 years                                       | 174    | 16                 | 8                    | 5                    | 17                   | 16                   | 39                   | 36                     | 18                     | 6                              | 6      | 7      | 92 779  |
| 65 years and over                                    | 97     | 5                  | 7                    | 12                   | 12                   | 17                   | 9                    | 20                     | 6                      | 4                              | —      | 5      | 74 382  |
| 1-person households                                  | 471    | 60                 | 26                   | 34                   | 20                   | 78                   | 58                   | 83                     | 48                     | 20                             | 17     | 26     | 85 866  |
| Male householder                                     | 196    | 30                 | 8                    | 9                    | 6                    | 34                   | 25                   | 38                     | 22                     | 7                              | 6      | 9      | 87 542  |
| Under 45 years                                       | 90     | 11                 | 4                    | 4                    | 4                    | 17                   | 11                   | 20                     | 13                     | 3                              | 4      | —      | 91 612  |
| 45 to 64 years                                       | 57     | 12                 | 4                    | 3                    | 2                    | 13                   | 7                    | 9                      | 2                      | —                              | —      | 5      | 71 959  |
| 65 years and over                                    | 48     | 8                  | —                    | 2                    | 1                    | 4                    | 8                    | 9                      | 7                      | 4                              | 3      | 3      | ...     |
| Female householder                                   | 276    | 30                 | 18                   | 26                   | 13                   | 44                   | 33                   | 45                     | 26                     | 13                             | 10     | 18     | 84 590  |
| Under 45 years                                       | 42     | 5                  | 3                    | 4                    | 1                    | 2                    | 2                    | 16                     | 4                      | 5                              | —      | —      | ...     |
| 45 to 64 years                                       | 129    | 7                  | 15                   | 21                   | 2                    | 22                   | 13                   | 12                     | 15                     | 7                              | 5      | 8      | 76 558  |
| 65 years and over                                    | 105    | 18                 | —                    | —                    | 10                   | 20                   | 18                   | 17                     | 6                      | 1                              | 5      | 10     | 85 866  |
| <b>Own Never Married Children Under 18 Years Old</b> |        |                    |                      |                      |                      |                      |                      |                        |                        |                                |        |        |         |
| No own children under 18 years                       | 2 121  | 217                | 84                   | 106                  | 133                  | 302                  | 260                  | 441                    | 261                    | 132                            | 81     | 104    | 96 718  |
| With own children under 18 years                     | 1 965  | 214                | 69                   | 86                   | 91                   | 231                  | 283                  | 433                    | 302                    | 92                             | 57     | 107    | 101 006 |
| Under 6 years only                                   | 330    | 47                 | 4                    | 17                   | 22                   | 42                   | 44                   | 66                     | 28                     | 22                             | 11     | 27     | 95 251  |
| 1  | 205    | 33                 | 3                    | 11                   | 13                   | 31                   | 31                   | 43                     | 14                     | 7                              | 4      | 14     | 87 317  |
| 2  | 100    | 14                 | 1                    | 2                    | 8                    | 8                    | 13                   | 21                     | 12                     | 7                              | 4      | 10     | 108 305 |
| 3 or more  | 24     | —                  | —                    | 4                    | —                    | 3                    | —                    | 2                      | 3                      | 7                              | 3      | 3      | ...     |
| 6 to 17 years only                                   | 1 162  | 120                | 44                   | 52                   | 45                   | 136                  | 185                  | 247                    | 192                    | 56                             | 29     | 57     | 99 863  |
| 1  | 472    | 39                 | 14                   | 22                   | 25                   | 59                   | 82                   | 90                     | 89                     | 23                             | 10     | 17     | 98 468  |
| 2  | 442    | 57                 | 18                   | 11                   | 15                   | 49                   | 66                   | 110                    | 64                     | 20                             | 11     | 22     | 102 921 |
| 3 or more  | 248    | 24                 | 12                   | 19                   | 6                    | 28                   | 37                   | 46                     | 39                     | 12                             | 8      | 17     | 99 247  |
| Both age groups                                      | 473    | 47                 | 21                   | 17                   | 24                   | 53                   | 54                   | 120                    | 82                     | 15                             | 17     | 23     | 108 474 |
| 2  | 169    | 2                  | 9                    | 10                   | 5                    | 29                   | 15                   | 43                     | 29                     | 9                              | 8      | 9      | 115 724 |
| 3 or more  | 304    | 45                 | 12                   | 7                    | 19                   | 24                   | 39                   | 77                     | 53                     | 6                              | 8      | 15     | 104 477 |
| <b>Income of Families and Primary Individuals</b>    |        |                    |                      |                      |                      |                      |                      |                        |                        |                                |        |        |         |
| Less than \$5,000                                    | 168    | 25                 | 9                    | 6                    | 6                    | 34                   | 21                   | 21                     | 19                     | 3                              | 3      | 21     | 84 099  |
| \$5,000 to \$9,999                                   | 188    | 57                 | 7                    | 18                   | 12                   | 38                   | 12                   | 17                     | 11                     | 4                              | 3      | 9      | 59 662  |
| \$10,000 to \$14,999                                 | 271    | 67                 | 14                   | 15                   | 21                   | 48                   | 34                   | 30                     | 25                     | 3                              | 9      | 4      | 67 696  |
| \$15,000 to \$19,999                                 | 243    | 42                 | 16                   | 12                   | 19                   | 31                   | 30                   | 43                     | 40                     | 4                              | 5      | 1      | 80 971  |
| \$20,000 to \$24,999                                 | 341    | 70                 | 20                   | 17                   | 15                   | 68                   | 39                   | 63                     | 26                     | 11                             | 9      | 7      | 74 551  |
| \$25,000 to \$29,999                                 | 276    | 23                 | 11                   | 26                   | 12                   | 65                   | 55                   | 39                     | 21                     | 8                              | 7      | 7      | 79 954  |
| \$30,000 to \$34,999                                 | 310    | 35                 | 28                   | 18                   | 19                   | 66                   | 49                   | 60                     | 15                     | 10                             | 4      | 5      | 76 481  |
| \$35,000 to \$39,999                                 | 276    | 30                 | 15                   | 17                   | 25                   | 42                   | 29                   | 79                     | 24                     | 9                              | 2      | 3      | 86 470  |
| \$40,000 to \$49,999                                 | 430    | 42                 | 12                   | 20                   | 28                   | 36                   | 63                   | 120                    | 70                     | 21                             | 6      | 12     | 106 154 |
| \$50,000 to \$59,999                                 | 370    | 14                 | 17                   | 12                   | 20                   | 33                   | 67                   | 87                     | 69                     | 23                             | 17     | 10     | 112 396 |
| \$60,000 to \$79,999                                 | 517    | 21                 | 3                    | 22                   | 33                   | 40                   | 72                   | 160                    | 94                     | 32                             | 16     | 23     | 120 822 |
| \$80,000 to \$99,999                                 | 296    | 2                  | —                    | 2                    | 10                   | 12                   | 35                   | 82                     | 62                     | 44                             | 19     | 26     | 153 133 |
| \$100,000 to \$119,999                               | 161    | 3                  | —                    | 4                    | —                    | 7                    | 24                   | 39                     | 34                     | 20                             | 8      | 23     | 155 488 |
| \$120,000 or more                                    | 241    | 1                  | 1                    | 3                    | 3                    | 13                   | 12                   | 31                     | 53                     | 31                             | 29     | 63     | 203 136 |
| Median   | 39 481 | 21 807             | 30 072               | 30 438               | 36 495               | 28 624               | 40 424               | 46 923                 | 54 433                 | 69 130                         | 64 034 | 85 103 | ...     |
| <b>Monthly Housing Costs</b>                         |        |                    |                      |                      |                      |                      |                      |                        |                        |                                |        |        |         |
| Less than \$100                                      | 92     | 33                 | 7                    | 5                    | 9                    | 22                   | 5                    | 7                      | —                      | —                              | —      | 3      | 49 857  |
| \$100 to \$199                                       | 431    | 146                | 23                   | 25                   | 23                   | 87                   | 34                   | 43                     | 34                     | 5                              | 6      | 5      | 59 000  |
| \$200 to \$249                                       | 281    | 47                 | 11                   | 11                   | 25                   | 38                   | 60                   | 43                     | 26                     | 8                              | 9      | 4      | 83 116  |
| \$250 to \$299                                       | 249    | 48                 | 12                   | 20                   | 9                    | 42                   | 24                   | 35                     | 37                     | 19                             | 4      | —      | 77 210  |
| \$300 to \$349                                       | 176    | 22                 | 22                   | 23                   | 26                   | 19                   | 14                   | 27                     | 12                     | 5                              | —      | 5      | 58 121  |
| \$350 to \$399                                       | 117    | 14                 | 7                    | 6                    | 7                    | 22                   | 13                   | 15                     | 13                     | 11                             | 3      | 5      | 83 186  |
| \$400 to \$449                                       | 112    | 15                 | 8                    | 14                   | 1                    | 7                    | 16                   | 27                     | 13                     | 3                              | 4      | 4      | 93 158  |
| \$450 to \$499                                       | 129    | 24                 | 17                   | 12                   | 5                    | 15                   | 9                    | 18                     | 12                     | 7                              | 9      | 2      | 68 791  |
| \$500 to \$599                                       | 265    | 18                 | 20                   | 25                   | 31                   | 51                   | 38                   | 36                     | 17                     | 6                              | 12     | 12     | 75 462  |
| \$600 to \$699                                       | 308    | 17                 | 12                   | 19                   | 42                   | 66                   | 49                   | 49                     | 26                     | 21                             | 2      | 6      | 79 638  |
| \$700 to \$799                                       | 300    | 21                 | 6                    | 12                   | 18                   | 71                   | 88                   | 57                     | 12                     | 5                              | 4      | 5      | 84 854  |
| \$800 to \$999                                       | 418    | 7                  | 1                    | 5                    | 15                   | 62                   | 120                  | 155                    | 38                     | 6                              | 2      | 7      | 99 965  |
| \$1,000 to \$1,249                                   | 437    | 7                  | 3                    | 8                    | 5                    | 22                   | 47                   | 217                    | 89                     | 17                             | 7      | 14     | 129 179 |
| \$1,250 to \$1,499                                   | 341    | 4                  | 5                    | 1                    | 3                    | 3                    | 10                   | 105                    | 136                    | 43                             | 16     | 15     | 164 377 |
| \$1,500 or more                                      | 430    | 8                  | —                    | 6                    | 5                    | 6                    | 18                   | 40                     | 97                     | 69                             | 59     | 124    | 226 919 |
| No cash rent   | ...    | ...                | ...                  | ...                  | ...                  | ...                  | ...                  | ...                    | ...                    | ...                            | ...    | ...    | ...     |
| Median (excludes no cash rent)                       | 662    | 238                | 364                  | 418                  | 524                  | 529                  | 711                  | 902                    | 1 113                  | 1 248                          | 1 341  | 1500+  | ...     |

**Table 6-22. Value by Selected Characteristics—Owner Occupied Units With Hispanic Householder—Con.**

[Numbers in thousands. Consistent with the 1990 Census. ... means not applicable or sample too small. — means zero or rounds to zero]

| Characteristics   | Total  | Less than \$30,000 | \$30,000 to \$39,999 | \$40,000 to \$49,999 | \$50,000 to \$59,999 | \$60,000 to \$79,999 | \$80,000 to \$99,999 | \$100,000 to \$149,999 | \$150,000 to \$199,999 | \$200,000 to \$249,999 | \$250,000 to \$299,999 | \$300,000 or more | Median  |
|---|--------|--------------------|----------------------|----------------------|----------------------|----------------------|----------------------|------------------------|------------------------|------------------------|------------------------|-------------------|---------|
| <b>Median Monthly Housing Costs for Owners</b>                                |        |                    |                      |                      |                      |                      |                      |                        |                        |                        |                        |                   |         |
| Monthly costs including all mortgages plus maintenance costs                  | 697    | 247                | 395                  | 451                  | 530                  | 560                  | 732                  | 931                    | 1 154                  | 1 302                  | 1 364                  | 1500+             | ...     |
| Monthly costs excluding second and subsequent mortgages and maintenance costs | 657    | 238                | 364                  | 418                  | 520                  | 527                  | 706                  | 892                    | 1 100                  | 1 248                  | 1 335                  | 1500+             | ...     |
| <b>Monthly Housing Costs as Percent of Current Income<sup>2</sup></b>         |        |                    |                      |                      |                      |                      |                      |                        |                        |                        |                        |                   |         |
| Less than 5 percent   | 249    | 32                 | 14                   | 13                   | 19                   | 33                   | 39                   | 39                     | 34                     | 16                     | 6                      | 3                 | 86 952  |
| 5 to 9 percent  | 614    | 111                | 28                   | 33                   | 42                   | 85                   | 75                   | 113                    | 61                     | 22                     | 21                     | 24                | 82 217  |
| 10 to 14 percent  | 574    | 65                 | 23                   | 41                   | 37                   | 78                   | 72                   | 114                    | 67                     | 39                     | 23                     | 16                | 92 040  |
| 15 to 19 percent  | 595    | 56                 | 31                   | 34                   | 45                   | 49                   | 87                   | 123                    | 87                     | 39                     | 7                      | 36                | 98 718  |
| 20 to 24 percent  | 422    | 25                 | 6                    | 4                    | 20                   | 51                   | 72                   | 105                    | 67                     | 29                     | 24                     | 18                | 115 334 |
| 25 to 29 percent  | 394    | 28                 | 15                   | 24                   | 19                   | 64                   | 48                   | 69                     | 65                     | 24                     | 12                     | 26                | 99 390  |
| 30 to 34 percent  | 247    | 20                 | 3                    | 10                   | 4                    | 27                   | 32                   | 83                     | 37                     | 18                     | 6                      | 7                 | 116 362 |
| 35 to 39 percent  | 198    | 13                 | 5                    | 4                    | 7                    | 27                   | 19                   | 60                     | 26                     | 14                     | 7                      | 16                | 119 870 |
| 40 to 49 percent  | 243    | 16                 | 8                    | 2                    | 6                    | 38                   | 30                   | 72                     | 40                     | 7                      | 11                     | 13                | 114 348 |
| 50 to 59 percent  | 139    | 18                 | 2                    | 2                    | 8                    | 15                   | 22                   | 25                     | 21                     | 3                      | 10                     | 12                | 103 220 |
| 60 to 69 percent  | 80     | 5                  | 7                    | 1                    | 8                    | 13                   | 10                   | 21                     | 9                      | 1                      | 1                      | 3                 | 90 410  |
| 70 to 99 percent  | 125    | 20                 | 5                    | 9                    | 2                    | 17                   | 15                   | 19                     | 13                     | 8                      | 6                      | 11                | 92 905  |
| 100 percent or more <sup>3</sup>  | 137    | 15                 | 6                    | 11                   | 6                    | 17                   | 13                   | 19                     | 24                     | 3                      | 4                      | 17                | 98 527  |
| Zero or negative income   | 70     | 6                  | —                    | 3                    | —                    | 17                   | 10                   | 12                     | 11                     | 2                      | —                      | 9                 | 98 427  |
| No cash rent  | ...    | ...                | ...                  | ...                  | ...                  | ...                  | ...                  | ...                    | ...                    | ...                    | ...                    | ...               | ...     |
| Median (excludes 2 previous lines)  | 20     | 15                 | 17                   | 16                   | 17                   | 21                   | 20                   | 22                     | 22                     | 19                     | 22                     | 26                | ...     |
| Median (excludes 3 lines before medians)                                      | 19     | 15                 | 16                   | 15                   | 16                   | 20                   | 19                   | 22                     | 21                     | 19                     | 22                     | 24                | ...     |
| <b>Monthly Payment for Principal and Interest</b>                             |        |                    |                      |                      |                      |                      |                      |                        |                        |                        |                        |                   |         |
| One or more regular mortgages   | 2 598  | 127                | 79                   | 107                  | 138                  | 314                  | 370                  | 644                    | 399                    | 157                    | 97                     | 167               | 112 775 |
| Less than \$100   | 82     | 20                 | —                    | —                    | 2                    | 8                    | 15                   | 12                     | 9                      | 5                      | 5                      | 5                 | 94 645  |
| \$100 to \$199  | 107    | 24                 | 22                   | 13                   | 9                    | 18                   | 7                    | 9                      | 4                      | 1                      | —                      | —                 | 45 682  |
| \$200 to \$249  | 82     | 16                 | 2                    | 8                    | 5                    | 15                   | 11                   | 5                      | 7                      | 3                      | —                      | 10                | 72 783  |
| \$250 to \$299  | 122    | 18                 | 13                   | 15                   | 17                   | 24                   | 11                   | 14                     | 2                      | 2                      | 3                      | 1                 | 58 436  |
| \$300 to \$349  | 117    | 8                  | 15                   | 15                   | 17                   | 26                   | 9                    | 12                     | 7                      | 5                      | —                      | 2                 | 62 565  |
| \$350 to \$399  | 147    | 21                 | 11                   | 18                   | 25                   | 30                   | 8                    | 18                     | 11                     | 2                      | 2                      | 3                 | 59 767  |
| \$400 to \$449  | 162    | 1                  | 4                    | 17                   | 19                   | 36                   | 39                   | 28                     | 11                     | 3                      | 5                      | —                 | 82 470  |
| \$450 to \$499  | 146    | 7                  | 2                    | 6                    | 16                   | 38                   | 26                   | 31                     | 5                      | 10                     | 3                      | 3                 | 83 979  |
| \$500 to \$599  | 286    | 3                  | 1                    | —                    | 14                   | 70                   | 112                  | 64                     | 19                     | 2                      | 2                      | —                 | 89 944  |
| \$600 to \$699  | 274    | 1                  | —                    | 6                    | 5                    | 32                   | 79                   | 118                    | 25                     | 2                      | 5                      | 2                 | 106 160 |
| \$700 to \$799  | 157    | —                  | —                    | 2                    | 1                    | 9                    | 27                   | 83                     | 25                     | 7                      | 2                      | 1                 | 123 772 |
| \$800 to \$999  | 351    | 3                  | 3                    | —                    | —                    | 4                    | 9                    | 176                    | 112                    | 18                     | 14                     | 12                | 144 441 |
| \$1,000 to \$1,249  | 294    | 4                  | 3                    | 4                    | 3                    | —                    | 12                   | 57                     | 117                    | 61                     | 16                     | 17                | 177 193 |
| \$1,250 to \$1,499  | 114    | —                  | 3                    | —                    | 3                    | 5                    | 3                    | 11                     | 34                     | 17                     | 14                     | 25                | 198 433 |
| \$1,500 or more   | 157    | 3                  | —                    | 2                    | 1                    | —                    | 2                    | 7                      | 11                     | 20                     | 25                     | 85                | 300K+   |
| Median  | 617    | 261                | 305                  | 355                  | 388                  | 449                  | 553                  | 714                    | 933                    | 1 077                  | 1 108                  | 1500+             | ...     |
| <b>Average Monthly Cost Paid for Real Estate Taxes</b>                        |        |                    |                      |                      |                      |                      |                      |                        |                        |                        |                        |                   |         |
| Less than \$25  | 654    | 265                | 32                   | 58                   | 40                   | 91                   | 45                   | 66                     | 23                     | 11                     | 6                      | 17                | 45 101  |
| \$25 to \$49  | 659    | 89                 | 70                   | 37                   | 73                   | 124                  | 79                   | 84                     | 69                     | 14                     | 16                     | 4                 | 69 731  |
| \$50 to \$74  | 659    | 43                 | 29                   | 53                   | 48                   | 100                  | 147                  | 136                    | 64                     | 21                     | 9                      | 11                | 87 844  |
| \$75 to \$99  | 462    | 8                  | 11                   | 24                   | 24                   | 81                   | 94                   | 126                    | 61                     | 20                     | 8                      | 6                 | 97 780  |
| \$100 to \$149  | 684    | 7                  | 7                    | 10                   | 34                   | 89                   | 92                   | 247                    | 136                    | 32                     | 21                     | 10                | 121 059 |
| \$150 to \$199  | 333    | 8                  | 3                    | 6                    | 1                    | 22                   | 39                   | 74                     | 73                     | 61                     | 23                     | 23                | 158 897 |
| \$200 or more   | 634    | 11                 | 2                    | 3                    | 4                    | 27                   | 46                   | 141                    | 137                    | 67                     | 55                     | 139               | 179 714 |
| Median  | 79     | 25-                | 41                   | 50                   | 49                   | 63                   | 75                   | 105                    | 124                    | 163                    | 171                    | 200+              | ...     |
| <b>Purchase Price</b>   |        |                    |                      |                      |                      |                      |                      |                        |                        |                        |                        |                   |         |
| Home purchased or built   | 3 925  | 402                | 147                  | 180                  | 208                  | 506                  | 518                  | 841                    | 557                    | 222                    | 137                    | 209               | 100 130 |
| Less than \$10,000  | 302    | 157                | 27                   | 18                   | 12                   | 33                   | 15                   | 16                     | 20                     | 2                      | 3                      | 1                 | 30000-  |
| \$10,000 to \$19,999  | 359    | 102                | 13                   | 31                   | 39                   | 47                   | 27                   | 38                     | 34                     | 17                     | 8                      | 3                 | 58 586  |
| \$20,000 to \$29,999  | 309    | 61                 | 46                   | 25                   | 23                   | 32                   | 30                   | 27                     | 36                     | 13                     | 10                     | 6                 | 59 712  |
| \$30,000 to \$39,999  | 241    | 23                 | 46                   | 39                   | 15                   | 41                   | 28                   | 23                     | 14                     | 7                      | 2                      | 4                 | 58 485  |
| \$40,000 to \$49,999  | 260    | 2                  | 7                    | 46                   | 56                   | 65                   | 18                   | 36                     | 22                     | 1                      | 2                      | 5                 | 66 017  |
| \$50,000 to \$59,999  | 251    | 2                  | 3                    | 4                    | 32                   | 96                   | 40                   | 43                     | 22                     | 4                      | —                      | 5                 | 77 585  |
| \$60,000 to \$69,999  | 263    | 6                  | —                    | —                    | 4                    | 82                   | 94                   | 50                     | 14                     | 9                      | 1                      | 3                 | 88 284  |
| \$70,000 to \$79,999  | 236    | 5                  | —                    | 2                    | 3                    | 28                   | 100                  | 63                     | 16                     | 11                     | 2                      | 6                 | 95 876  |
| \$80,000 to \$99,999  | 404    | 5                  | —                    | —                    | 1                    | 12                   | 105                  | 201                    | 51                     | 8                      | 12                     | 8                 | 119 588 |
| \$100,000 to \$119,999  | 200    | 1                  | —                    | 2                    | 4                    | 10                   | 7                    | 120                    | 40                     | 6                      | 3                      | 6                 | 131 078 |
| \$120,000 to \$149,999  | 310    | 3                  | 3                    | —                    | 2                    | 5                    | 5                    | 117                    | 129                    | 20                     | 12                     | 13                | 157 498 |
| \$150,000 to \$199,999  | 285    | 1                  | 3                    | 6                    | 3                    | 3                    | 3                    | 26                     | 120                    | 77                     | 26                     | 16                | 190 451 |
| \$200,000 to \$249,999  | 101    | —                  | —                    | —                    | —                    | —                    | —                    | 9                      | 4                      | 25                     | 30                     | 30                | 266 665 |
| \$250,000 to \$299,999  | 52     | —                  | —                    | —                    | —                    | —                    | —                    | 1                      | —                      | —                      | —                      | 21                | 21      |
| \$300,000 or more   | 70     | 1                  | —                    | —                    | —                    | —                    | —                    | 2                      | —                      | —                      | —                      | 2                 | 63      |
| Not reported  | 282    | 33                 | —                    | 5                    | 14                   | 52                   | 41                   | 64                     | 34                     | 16                     | 3                      | 20                | 300K+   |
| Median  | 63 773 | 12 693             | 27 347               | 33 250               | 41 547               | 51 085               | 68 615               | 89 159                 | 116 138                | 152 863                | 172 939                | 232 348           | ...     |
| Received as inheritance or gift   | 110    | 24                 | 6                    | 7                    | 7                    | 21                   | 8                    | 3                      | 3                      | —                      | 1                      | 3                 | 69 090  |
| Not reported  | 51     | 6                  | 1                    | 5                    | 9                    | 6                    | 8                    | 12                     | 3                      | 2                      | —                      | —                 | ...     |

<sup>1</sup>For mobile homes, oldest category is 1939 or earlier.  
<sup>2</sup>Beginning with 1989 this item uses current income in its calculation, see Appendix A.  
<sup>3</sup>May reflect a temporary situation, living off savings, or response error.

**Table 6-23. Type of Structure and Heating Degree Days by Cost of Utilities—Occupied Units**

[Numbers in thousands. Consistent with the 1990 Census. ... means not applicable or sample too small. — means zero or rounds to zero]

| Characteristics   | Total        |   |  |  |   |   | Single family |   |  |  |   |   |
|---|--------------|---|--|--|---|---|---------------|---|--|--|---|---|
|   | Total        | Less than 2,000 CDD and More than 7,000 HDD | Less than 2,000 CDD and 5,500 to 7,000 HDD | Less than 2,000 CDD and 4,000 to 5,499 HDD | Less than 2,000 CDD and Less than 4,000 HDD | More than 2,000 CDD and Less than 4,000 HDD | Total         | Less than 2,000 CDD and More than 7,000 HDD | Less than 2,000 CDD and 5,500 to 7,000 HDD | Less than 2,000 CDD and 4,000 to 5,499 HDD | Less than 2,000 CDD and Less than 4,000 HDD | More than 2,000 CDD and Less than 4,000 HDD |
| <b>1 Total</b> .....  | <b>9 041</b> | <b>347</b>                                  | <b>1 606</b>                               | <b>1 274</b>                               | <b>2 605</b>                                | <b>3 210</b>                                | <b>5 113</b>  | <b>218</b>                                  | <b>690</b>                                 | <b>556</b>                                 | <b>1 571</b>                                | <b>2 077</b>                                |
| <b>Monthly Housing Costs</b>  |              |   |  |  |   |   |               |   |  |  |   |   |
| 2 Less than \$100 .....   | 135          | 2   | 23   | 17   | 28  | 66  | 81            | 2   | 18   | 6  | 13  | 43  |
| 3 \$100 to \$199 .....  | 626          | 20  | 98   | 63   | 140   | 305   | 382           | 11  | 38   | 7  | 107   | 221   |
| 4 \$200 to \$249 .....  | 374          | 13  | 55   | 41   | 88  | 177   | 281           | 11  | 30   | 27   | 77  | 136   |
| 5 \$250 to \$299 .....  | 399          | 12  | 59   | 46   | 72  | 211   | 251           | 7   | 24   | 18   | 52  | 150   |
| 6 \$300 to \$349 .....  | 373          | 9   | 83   | 45   | 72  | 165   | 209           | 2   | 23   | 17   | 51  | 116   |
| 7 \$350 to \$399 .....  | 367          | 2   | 86   | 30   | 125   | 124   | 157           | —   | 23   | 10   | 56  | 67  |
| 8 \$400 to \$449 .....  | 438          | 12  | 78   | 59   | 116   | 172   | 195           | 7   | 25   | 25   | 46  | 93  |
| 9 \$450 to \$499 .....  | 512          | 35  | 77   | 63   | 149   | 189   | 199           | 10  | 37   | 24   | 52  | 76  |
| 10 \$500 to \$599 .....   | 1 157        | 40  | 217  | 169  | 337   | 395   | 472           | 15  | 66   | 54   | 150   | 187   |
| 11 \$600 to \$699 .....   | 1 084        | 54  | 205  | 157  | 316   | 352   | 467           | 34  | 65   | 49   | 144   | 175   |
| 12 \$700 to \$799 .....   | 873          | 42  | 159  | 130  | 245   | 297   | 444           | 19  | 56   | 52   | 113   | 203   |
| 13 \$800 to \$999 .....   | 958          | 42  | 183  | 159  | 319   | 256   | 568           | 35  | 86   | 65   | 201   | 181   |
| 14 \$1,000 to \$1,249 .....   | 640          | 21  | 101  | 110  | 202   | 206   | 511           | 21  | 73   | 78   | 158   | 181   |
| 15 \$1,250 to \$1,499 .....   | 420          | 14  | 72   | 46   | 186   | 101   | 377           | 14  | 57   | 41   | 166   | 99  |
| 16 \$1,500 or more .....  | 481          | 24  | 82   | 80   | 171   | 124   | 422           | 24  | 58   | 69   | 154   | 117   |
| 17 No cash rent .....   | 203          | 6   | 28   | 60   | 39  | 69  | 97            | 6   | 13   | 14   | 30  | 34  |
| <b>18 Median (excludes no cash rent)</b> .....  | <b>603</b>   | <b>649</b>                                  | <b>606</b>                                 | <b>648</b>                                 | <b>650</b>                                  | <b>541</b>                                  | <b>660</b>    | <b>738</b>                                  | <b>686</b>                                 | <b>766</b>                                 | <b>720</b>                                  | <b>565</b>                                  |
| <b>Median Monthly Housing Costs for Owners</b>  |              |   |  |  |   |   |               |   |  |  |   |   |
| <b>19 Monthly costs including all mortgages plus maintenance costs</b> .....                  | <b>697</b>   | <b>812</b>                                  | <b>764</b>                                 | <b>847</b>                                 | <b>834</b>                                  | <b>584</b>                                  | <b>732</b>    | <b>863</b>                                  | <b>797</b>                                 | <b>924</b>                                 | <b>868</b>                                  | <b>613</b>                                  |
| <b>20 Monthly costs excluding second and subsequent mortgages and maintenance costs</b> ..... | <b>657</b>   | <b>696</b>                                  | <b>719</b>                                 | <b>769</b>                                 | <b>790</b>                                  | <b>547</b>                                  | <b>687</b>    | <b>747</b>                                  | <b>741</b>                                 | <b>833</b>                                 | <b>829</b>                                  | <b>571</b>                                  |
| <b>Monthly Cost Paid for Electricity</b>  |              |   |  |  |   |   |               |   |  |  |   |   |
| 21 Total used .....   | 9 031        | 347   | 1 603                                      | 1 271                                      | 2 600                                       | 3 210                                       | 5 110         | 218   | 690  | 556  | 1 569                                       | 2 077                                       |
| 22 Less than \$25 .....   | 1 144        | 28  | 188  | 139  | 622   | 166   | 414           | 7   | 40   | 28   | 276   | 62  |
| 23 \$25 to \$49 .....   | 2 748        | 141   | 608  | 407  | 866   | 727   | 1 480         | 99  | 267  | 130  | 535   | 450   |
| 24 \$50 to \$74 .....   | 1 926        | 80  | 345  | 253  | 379   | 871   | 1 239         | 54  | 203  | 150  | 283   | 549   |
| 25 \$75 to \$99 .....   | 937          | 31  | 120  | 98   | 177   | 511   | 644           | 28  | 77   | 62   | 128   | 350   |
| 26 \$100 to \$149 .....   | 794          | 13  | 73   | 98   | 127   | 482   | 652           | 11  | 45   | 80   | 115   | 400   |
| 27 \$150 to \$199 .....   | 263          | 4   | 19   | 39   | 25  | 177   | 230           | 4   | 11   | 37   | 25  | 154   |
| 28 \$200 or more .....  | 125          | 4   | 20   | 15   | 36  | 50  | 88            | 1   | 9  | 9  | 33  | 36  |
| <b>29 Median</b> .....  | <b>51</b>    | <b>47</b>                                   | <b>46</b>                                  | <b>49</b>                                  | <b>39</b>                                   | <b>67</b>                                   | <b>60</b>     | <b>49</b>                                   | <b>52</b>                                  | <b>65</b>                                  | <b>45</b>                                   | <b>72</b>                                   |
| 30 Included in rent, other fee, or obtained free .....  | 1 095        | 46  | 230  | 223  | 369   | 226   | 363           | 15  | 39   | 60   | 174   | 76  |
| <b>Main heating fuel</b>  |              |   |  |  |   |   |               |   |  |  |   |   |
| 31 Less than \$25 .....   | 3 121        | 84  | 208  | 297  | 676   | 1 856                                       | 1 599         | 43  | 51   | 144  | 309   | 1 052                                       |
| 32 \$25 to \$49 .....   | 274          | 10  | 21   | 35   | 136   | 71  | 73            | 2   | 2  | 6  | 44  | 19  |
| 33 \$50 to \$74 .....   | 716          | 26  | 67   | 72   | 244   | 306   | 279           | 18  | 17   | 19   | 101   | 124   |
| 34 \$75 to \$99 .....   | 759          | 16  | 52   | 56   | 116   | 519   | 384           | 9   | 17   | 31   | 59  | 269   |
| 35 \$100 to \$149 .....   | 445          | 8   | 8  | 29   | 44  | 355   | 271           | 5   | 2  | 18   | 34  | 213   |
| 36 \$150 to \$199 .....   | 391          | 6   | 9  | 33   | 26  | 317   | 320           | 3   | 6  | 29   | 23  | 258   |
| 37 \$200 or more .....  | 170          | 2   | 1  | 22   | 6   | 139   | 146           | 2   | —  | 22   | 6   | 116   |
| 38 Included in rent, other fee, or obtained free .....  | 55           | —   | 5  | 9  | 10  | 32  | 36            | —   | 2  | 3  | 7   | 24  |
| <b>39 Median</b> .....  | <b>64</b>    | <b>48</b>                                   | <b>47</b>                                  | <b>59</b>                                  | <b>41</b>                                   | <b>74</b>                                   | <b>77</b>     | <b>...</b>                                  | <b>...</b>                                 | <b>87</b>                                  | <b>48</b>                                   | <b>87</b>                                   |
| 40 Included in rent, other fee, or obtained free .....  | 311          | 17  | 45   | 40   | 93  | 117   | 91            | 5   | 5  | 15   | 36  | 30  |
| <b>Average Monthly Cost Paid for Fuel Oil</b>   |              |   |  |  |   |   |               |   |  |  |   |   |
| 41 Fuel oil used .....  | 1 337        | 40  | 463  | 461  | 158   | 215   | 451           | 23  | 108  | 92   | 111   | 118   |
| 42 Less than \$25 .....   | 76           | 2   | 17   | 19   | 12  | 25  | 38            | 2   | 7  | 10   | 8   | 11  |
| 43 \$25 to \$49 .....   | 76           | 3   | 13   | 42   | 10  | 9   | 45            | 3   | 7  | 19   | 8   | 9   |
| 44 \$50 to \$74 .....   | 44           | 11  | 23   | 6  | 2   | 2   | 42            | 11  | 21   | 6  | 2   | 2   |
| 45 \$75 to \$99 .....   | 18           | —   | 15   | 2  | —   | —   | 18            | —   | 15   | 2  | —   | —   |
| 46 \$100 to \$149 .....   | 31           | 2   | 13   | 10   | 1   | 5   | 30            | 2   | 12   | 10   | 1   | 5   |
| 47 \$150 to \$199 .....   | 9            | —   | 4  | 5  | —   | —   | 5             | —   | 2  | 3  | —   | —   |
| 48 \$200 or more .....  | 9            | —   | 3  | 3  | 3   | —   | 8             | —   | 3  | 2  | 3   | —   |
| <b>49 Median</b> .....  | <b>43</b>    | <b>...</b>                                  | <b>66</b>                                  | <b>40</b>                                  | <b>29</b>                                   | <b>25</b>                                   | <b>56</b>     | <b>...</b>                                  | <b>73</b>                                  | <b>47</b>                                  | <b>34</b>                                   | <b>32</b>                                   |
| 50 Included in rent, other fee, or obtained free .....  | 1 074        | 23  | 374  | 374  | 130   | 173   | 264           | 6   | 40   | 39   | 89  | 90  |
| <b>Monthly Cost Paid for Piped Gas</b>  |              |   |  |  |   |   |               |   |  |  |   |   |
| 51 Piped gas used .....   | 6 546        | 275   | 1 353                                      | 971  | 2 334                                       | 1 613                                       | 3 842         | 169   | 576  | 407  | 1 470                                       | 1 220                                       |
| 52 Less than \$25 .....   | 2 366        | 52  | 206  | 269  | 1 010                                       | 829   | 1 326         | 36  | 41   | 81   | 540   | 627   |
| 53 \$25 to \$49 .....   | 1 710        | 97  | 365  | 199  | 603   | 446   | 1 291         | 65  | 223  | 118  | 483   | 402   |
| 54 \$50 to \$74 .....   | 483          | 31  | 189  | 83   | 132   | 47  | 362           | 20  | 114  | 65   | 116   | 47  |
| 55 \$75 to \$99 .....   | 201          | 7   | 108  | 36   | 32  | 18  | 148           | 7   | 73   | 29   | 30  | 10  |
| 56 \$100 to \$149 .....   | 145          | 9   | 79   | 28   | 16  | 14  | 114           | 9   | 54   | 27   | 13  | 12  |
| 57 \$150 to \$199 .....   | 70           | —   | 27   | 8  | 13  | 22  | 46            | —   | 16   | 1  | 10  | 19  |
| 58 \$200 or more .....  | 70           | 2   | 14   | 17   | 21  | 15  | 49            | 2   | 7  | 9  | 15  | 15  |
| <b>59 Median</b> .....  | <b>27</b>    | <b>37</b>                                   | <b>45</b>                                  | <b>31</b>                                  | <b>25</b>                                   | <b>25</b>                                   | <b>32</b>     | <b>38</b>                                   | <b>50</b>                                  | <b>43</b>                                  | <b>28</b>                                   | <b>25</b>                                   |
| 60 Included in rent, other fee, or obtained free .....  | 1 501        | 77  | 365  | 331  | 506   | 222   | 506           | 29  | 47   | 77   | 263   | 89  |
| <b>Main heating fuel</b>  |              |   |  |  |   |   |               |   |  |  |   |   |
| 61 Less than \$25 .....   | 4 648        | 217   | 946  | 585  | 1 774                                       | 1 127                                       | 3 067         | 142   | 511  | 322  | 1 178                                       | 914   |
| 62 \$25 to \$49 .....   | 1 521        | 35  | 88   | 137  | 731   | 531   | 946           | 21  | 28   | 55   | 410   | 432   |
| 63 \$50 to \$74 .....   | 1 384        | 83  | 289  | 127  | 510   | 375   | 1 099         | 57  | 193  | 85   | 418   | 345   |
| 64 \$75 to \$99 .....   | 426          | 25  | 168  | 76   | 121   | 37  | 332           | 17  | 112  | 62   | 105   | 37  |
| 65 \$100 to \$149 .....   | 180          | 7   | 100  | 34   | 26  | 13  | 134           | 7   | 69   | 27   | 24  | 7   |
| 66 \$150 to \$199 .....   | 131          | 9   | 76   | 25   | 13  | 8   | 102           | 9   | 54   | 24   | 10  | 6   |
| 67 \$200 or more .....  | 51           | —   | 27   | 4  | 9   | 11  | 32            | —   | 16   | 1  | 6   | 8   |
| 68 Included in rent, other fee, or obtained free .....  | 46           | 2   | 10   | 12   | 10  | 11  | 35            | 2   | 5  | 9  | 8   | 11  |
| <b>69 Median</b> .....  | <b>31</b>    | <b>39</b>                                   | <b>50</b>                                  | <b>39</b>                                  | <b>25</b>                                   | <b>25</b>                                   | <b>34</b>     | <b>40</b>                                   | <b>54</b>                                  | <b>47</b>                                  | <b>30</b>                                   | <b>25</b>                                   |
| 70 Included in rent, other fee, or obtained free .....  | 910          | 56  | 188  | 170  | 353   | 142   | 388           | 29  | 34   | 58   | 197   | 69  |

# With Hispanic Householder

| Mobile homes |   |  |  |   |   | Other        |   |  |  |   |   |           |
|--------------|---|--|--|---|---|--------------|---|--|--|---|---|-----------|
| Total        | Less than 2,000 CDD and More than 7,000 HDD | Less than 2,000 CDD and 5,500 to 7,000 HDD | Less than 2,000 CDD and 4,000 to 5,499 HDD | Less than 2,000 CDD and Less than 4,000 HDD | More than 2,000 CDD and Less than 4,000 HDD | Total        | Less than 2,000 CDD and More than 7,000 HDD | Less than 2,000 CDD and 5,500 to 7,000 HDD | Less than 2,000 CDD and 4,000 to 5,499 HDD | Less than 2,000 CDD and Less than 4,000 HDD | More than 2,000 CDD and Less than 4,000 HDD |           |
| <b>401</b>   | <b>22</b>                                   | <b>59</b>                                  | <b>54</b>                                  | <b>82</b>                                   | <b>184</b>                                  | <b>3 527</b> | <b>107</b>                                  | <b>857</b>                                 | <b>664</b>                                 | <b>951</b>                                  | <b>948</b>                                  | <b>1</b>  |
| 13           | —   | 3  | —  | 4   | 6   | 41           | —   | 2  | 11   | 11  | 17  | 2         |
| 60           | —   | 13   | 5  | 2   | 39  | 184          | 10  | 47   | 51   | 31  | 46  | 3         |
| 17           | 1   | 6  | 2  | —   | 8   | 75           | —   | 20   | 12   | 11  | 33  | 4         |
| 45           | 3   | 8  | 2  | 5   | 26  | 104          | 2   | 27   | 25   | 15  | 35  | 5         |
| 28           | 3   | 1  | —  | 3   | 21  | 136          | 4   | 58   | 28   | 17  | 29  | 6         |
| 16           | —   | 7  | —  | 6   | 4   | 194          | 2   | 57   | 19   | 63  | 53  | 7         |
| 18           | —   | 1  | 2  | 3   | 12  | 225          | 6   | 52   | 32   | 67  | 68  | 8         |
| 33           | 4   | 5  | —  | 12  | 13  | 280          | 21  | 36   | 39   | 85  | 100   | 9         |
| 47           | 5   | 2  | —  | 25  | 15  | 638          | 20  | 149  | 115  | 162   | 193   | 10        |
| 39           | 6   | 1  | 4  | 11  | 17  | 578          | 14  | 138  | 104  | 161   | 160   | 11        |
| 22           | —   | 9  | 2  | 5   | 6   | 407          | 23  | 94   | 76   | 126   | 89  | 12        |
| 14           | —   | 2  | 2  | 4   | 5   | 377          | 7   | 95   | 92   | 114   | 69  | 13        |
| 3            | —   | —  | —  | 1   | 2   | 126          | —   | 29   | 32   | 42  | 23  | 14        |
| 1            | —   | —  | —  | —   | 1   | 42           | —   | 15   | 5  | 20  | 1   | 15        |
| 3            | —   | —  | —  | 1   | 2   | 55           | —   | 23   | 11   | 16  | 5   | 16        |
| 42           | —   | —  | 35   | —   | 7   | 64           | —   | 15   | 12   | 9   | 28  | 17        |
| <b>401</b>   | <b>...</b>                                  | <b>296</b>                                 | <b>...</b>                                 | <b>525</b>                                  | <b>322</b>                                  | <b>577</b>   | <b>548</b>                                  | <b>582</b>                                 | <b>594</b>                                 | <b>606</b>                                  | <b>542</b>                                  | <b>18</b> |
| <b>392</b>   | <b>...</b>                                  | <b>370</b>                                 | <b>...</b>                                 | <b>609</b>                                  | <b>304</b>                                  | <b>697</b>   | <b>425</b>                                  | <b>895</b>                                 | <b>333</b>                                 | <b>934</b>                                  | <b>612</b>                                  | <b>19</b> |
| <b>356</b>   | <b>...</b>                                  | <b>312</b>                                 | <b>...</b>                                 | <b>525</b>                                  | <b>289</b>                                  | <b>663</b>   | <b>375</b>                                  | <b>852</b>                                 | <b>323</b>                                 | <b>891</b>                                  | <b>616</b>                                  | <b>20</b> |
| 401          | 22  | 59   | 54   | 82  | 184   | 3 519        | 107   | 854  | 661  | 949   | 948   | 21        |
| 62           | —   | 11   | 15   | 21  | 15  | 668          | 21  | 137  | 96   | 325   | 89  | 22        |
| 116          | 11  | 32   | 21   | 12  | 41  | 1 152        | 31  | 309  | 256  | 320   | 236   | 23        |
| 85           | 11  | 7  | 4  | 6   | 57  | 603          | 15  | 135  | 99   | 90  | 264   | 24        |
| 52           | —   | 4  | 6  | 27  | 17  | 240          | 3   | 40   | 31   | 22  | 145   | 25        |
| 32           | —   | 1  | 4  | 1   | 26  | 110          | 3   | 28   | 13   | 11  | 56  | 26        |
| 6            | —   | —  | 2  | —   | 5   | 27           | —   | 8  | —  | —   | 19  | 27        |
| 4            | —   | —  | —  | —   | 4   | 33           | 3   | 11   | 6  | 3   | 10  | 28        |
| <b>50</b>    | <b>...</b>                                  | <b>38</b>                                  | <b>...</b>                                 | <b>51</b>                                   | <b>61</b>                                   | <b>41</b>    | <b>38</b>                                   | <b>41</b>                                  | <b>40</b>                                  | <b>30</b>                                   | <b>58</b>                                   | <b>29</b> |
| 44           | —   | 5  | 2  | 16  | 21  | 687          | 31  | 186  | 161  | 179   | 130   | 30        |
| 128          | 4   | 4  | 19   | 20  | 82  | 1 393        | 37  | 153  | 134  | 347   | 723   | 31        |
| 17           | —   | —  | 13   | —   | 4   | 183          | 7   | 19   | 16   | 92  | 49  | 32        |
| 27           | 4   | 2  | —  | 4   | 17  | 410          | 5   | 47   | 53   | 140   | 165   | 33        |
| 33           | —   | 1  | —  | 6   | 26  | 342          | 7   | 33   | 25   | 52  | 224   | 34        |
| 18           | —   | —  | 4  | 2   | 12  | 156          | 3   | 7  | 7  | 9   | 131   | 35        |
| 12           | —   | —  | —  | —   | 12  | 60           | 3   | 3  | 4  | 3   | 47  | 36        |
| 5            | —   | —  | —  | —   | 5   | 20           | —   | 1  | —  | —   | 19  | 37        |
| 3            | —   | —  | —  | —   | 3   | 15           | —   | 2  | 6  | 3   | 5   | 38        |
| <b>60</b>    | <b>...</b>                                  | <b>...</b>                                 | <b>...</b>                                 | <b>...</b>                                  | <b>68</b>                                   | <b>50</b>    | <b>...</b>                                  | <b>45</b>                                  | <b>43</b>                                  | <b>35</b>                                   | <b>62</b>                                   | <b>39</b> |
| 13           | —   | —  | 2  | 8   | 4   | 207          | 12  | 40   | 23   | 49  | 83  | 40        |
| 52           | —   | 1  | 23   | 4   | 24  | 834          | 17  | 354  | 347  | 43  | 73  | 41        |
| 12           | —   | —  | 2  | —   | 9   | 26           | —   | 11   | 7  | 4   | 4   | 42        |
| 21           | —   | —  | 20   | 1   | —   | 9            | —   | 5  | 2  | 2   | —   | 43        |
| —            | —   | —  | —  | —   | —   | 2            | —   | 2  | —  | —   | —   | 44        |
| —            | —   | —  | —  | —   | —   | —            | —   | —  | —  | —   | —   | 45        |
| 1            | —   | 1  | —  | —   | —   | —            | —   | —  | —  | —   | —   | 46        |
| —            | —   | —  | —  | —   | —   | 4            | —   | 2  | 2  | —   | —   | 47        |
| —            | —   | —  | —  | —   | —   | 1            | —   | —  | 1  | —   | —   | 48        |
| <b>...</b>   | <b>...</b>                                  | <b>...</b>                                 | <b>...</b>                                 | <b>...</b>                                  | <b>...</b>                                  | <b>25-</b>   | <b>...</b>                                  | <b>25-</b>                                 | <b>25-</b>                                 | <b>...</b>                                  | <b>25-</b>                                  | <b>49</b> |
| 18           | —   | —  | —  | 3   | 15  | 792          | 17  | 334  | 335  | 37  | 68  | 50        |
| 188          | 22  | 32   | 6  | 56  | 72  | 2 516        | 85  | 746  | 558  | 808   | 320   | 51        |
| 74           | —   | 4  | —  | 23  | 47  | 967          | 16  | 161  | 188  | 447   | 156   | 52        |
| 39           | 17  | 9  | 2  | 11  | —   | 381          | 15  | 134  | 79   | 109   | 43  | 53        |
| 19           | 3   | 9  | —  | 7   | —   | 102          | 8   | 66   | 19   | 9   | —   | 54        |
| 6            | —   | 3  | —  | —   | 3   | 47           | —   | 32   | 7  | 3   | 5   | 55        |
| —            | —   | —  | —  | —   | —   | 31           | —   | 25   | 1  | 3   | 2   | 56        |
| 3            | —   | —  | —  | —   | 3   | 20           | —   | 10   | 7  | 3   | —   | 57        |
| 2            | —   | 2  | —  | —   | —   | 20           | —   | 5  | 8  | 6   | —   | 58        |
| <b>25-</b>   | <b>...</b>                                  | <b>...</b>                                 | <b>...</b>                                 | <b>25-</b>                                  | <b>25-</b>                                  | <b>25-</b>   | <b>31</b>                                   | <b>35</b>                                  | <b>25-</b>                                 | <b>25-</b>                                  | <b>25-</b>                                  | <b>59</b> |
| 45           | 2   | 5  | 4  | 15  | 19  | 949          | 46  | 313  | 249  | 228   | 113   | 60        |
| 136          | 18  | 27   | 6  | 46  | 39  | 1 445        | 56  | 408  | 256  | 550   | 175   | 61        |
| 43           | —   | 4  | —  | 21  | 18  | 533          | 14  | 56   | 81   | 300   | 81  | 62        |
| 33           | 13  | 7  | 2  | 10  | —   | 252          | 12  | 89   | 39   | 81  | 31  | 63        |
| 17           | 3   | 8  | —  | 7   | —   | 77           | 5   | 48   | 14   | 9   | —   | 64        |
| 6            | —   | 3  | —  | —   | 3   | 40           | —   | 28   | 7  | 3   | 2   | 65        |
| —            | —   | —  | —  | —   | —   | 29           | —   | 23   | 1  | 3   | 2   | 66        |
| 3            | —   | —  | —  | —   | 3   | 16           | —   | 10   | 3  | 3   | —   | 67        |
| —            | —   | —  | —  | —   | —   | 11           | —   | 5  | 3  | 2   | —   | 68        |
| <b>31</b>    | <b>...</b>                                  | <b>...</b>                                 | <b>...</b>                                 | <b>...</b>                                  | <b>...</b>                                  | <b>25-</b>   | <b>29</b>                                   | <b>46</b>                                  | <b>25-</b>                                 | <b>25-</b>                                  | <b>25-</b>                                  | <b>69</b> |
| 34           | 2   | 5  | 4  | 8   | 14  | 488          | 25  | 148  | 108  | 148   | 59  | 70        |

**Table 6-23. Type of Structure and Heating Degree Days by Cost of Utilities—Occupied Units**

[Numbers in thousands. Consistent with the 1990 Census. ... means not applicable or sample too small. – means zero or rounds to zero]

| Characteristics                        | Total      |   |  |  |   |   | Single family |   |  |  |   |   |
|--|------------|---|--|--|---|---|---------------|---|--|--|---|---|
|  | Total      | Less than 2,000 CDD and More than 7,000 HDD | Less than 2,000 CDD and 5,500 to 7,000 HDD | Less than 2,000 CDD and 4,000 to 5,499 HDD | Less than 2,000 CDD and Less than 4,000 HDD | More than 2,000 CDD and Less than 4,000 HDD | Total         | Less than 2,000 CDD and More than 7,000 HDD | Less than 2,000 CDD and 5,500 to 7,000 HDD | Less than 2,000 CDD and 4,000 to 5,499 HDD | Less than 2,000 CDD and Less than 4,000 HDD | More than 2,000 CDD and Less than 4,000 HDD |
| <b>Condominium and Cooperative Fee</b> |            |   |  |  |   |   |               |   |  |  |   |   |
| 1 Fee paid by owners .....             | 184        | 1   | 24   | 38   | 42  | 78  | 72            | 1   | 7  | 17   | 16  | 30  |
| 2 Less than \$25 per month .....       | 4          | –   | –  | –  | –   | 4   | 4             | –   | –  | –  | –   | 4   |
| 3 \$25 to \$49 .....                   | 6          | –   | –  | –  | –   | 6   | 2             | –   | –  | –  | –   | 2   |
| 4 \$50 to \$74 .....                   | 11         | –   | 3  | 4  | –   | 4   | 6             | –   | –  | 4  | –   | 2   |
| 5 \$75 to \$99 .....                   | 16         | –   | 3  | 3  | –   | 8   | 7             | –   | 2  | 3  | –   | –   |
| 6 \$100 to \$149 .....                 | 20         | 1   | 1  | –  | 5   | 13  | 9             | 1   | –  | –  | –   | 5   |
| 7 \$150 to \$199 .....                 | 47         | –   | 6  | 8  | 17  | 17  | 15            | –   | 2  | 4  | 5   | 5   |
| 8 \$200 or more per month .....        | 28         | –   | 5  | 5  | 8   | 10  | 8             | –   | 3  | –  | –   | 5   |
| 9 Not reported .....                   | 52         | –   | 6  | 19   | 10  | 16  | 20            | –   | –  | 7  | 5   | 8   |
| 10 <b>Median</b> .....                 | <b>160</b> | ...   | ...  | ...  | ...   | <b>136</b>                                  | <b>140</b>    | ...   | ...  | ...  | ...   | ...   |

**With Hispanic Householder—Con.**

| Mobile homes |   |  |  |   |   | Other      |   |  |  |   |   |           |
|--------------|---|--|--|---|---|------------|---|--|--|---|---|-----------|
| Total        | Less than 2,000 CDD and More than 7,000 HDD | Less than 2,000 CDD and 5,500 to 7,000 HDD | Less than 2,000 CDD and 4,000 to 5,499 HDD | Less than 2,000 CDD and Less than 4,000 HDD | More than 2,000 CDD and Less than 4,000 HDD | Total      | Less than 2,000 CDD and More than 7,000 HDD | Less than 2,000 CDD and 5,500 to 7,000 HDD | Less than 2,000 CDD and 4,000 to 5,499 HDD | Less than 2,000 CDD and Less than 4,000 HDD | More than 2,000 CDD and Less than 4,000 HDD |           |
| —            | —   | —  | —  | —   | —   | 112        | —   | 17   | 21   | 26  | 48  | 1         |
| —            | —   | —  | —  | —   | —   | —          | —   | —  | —  | —   | —   | 2         |
| —            | —   | —  | —  | —   | —   | 4          | —   | —  | —  | —   | —   | 3         |
| —            | —   | —  | —  | —   | —   | 5          | —   | 3  | —  | —   | —   | 4         |
| —            | —   | —  | —  | —   | —   | 9          | —   | 1  | —  | —   | —   | 5         |
| —            | —   | —  | —  | —   | —   | 11         | —   | 1  | —  | —   | —   | 6         |
| —            | —   | —  | —  | —   | —   | 32         | —   | 4  | 4  | 11  | 12  | 7         |
| —            | —   | —  | —  | —   | —   | 20         | —   | 2  | 5  | 8   | 5   | 8         |
| —            | —   | —  | —  | —   | —   | 32         | —   | 6  | 12   | 5   | 8   | 9         |
| ...          | ...   | ...  | ...  | ...   | ...   | <b>168</b> | ...   | ...  | ...  | ...   | ...   | <b>10</b> |



**Table 6-24. Journey to Work—Occupied Units With Hispanic Householder**

[Numbers in thousands. Consistent with the 1990 Census. ... means not applicable or sample too small. – means zero or rounds to zero]

| Characteristics  | Total occupied units | Tenure       |              | Housing unit characteristics |              |                   |            |                             | Household characteristics |                     |  |
|--|----------------------|--------------|--------------|------------------------------|--------------|-------------------|------------|-----------------------------|---------------------------|---------------------|--|
|  |                      | Owner        | Renter       | New construction 4 years     | Mobile homes | Physical problems |            | Elderly (65 years and over) | Moved in past year        | Below poverty level |  |
|  |                      |              |              |                              |              | Severe            | Moderate   |                             |                           |                     |  |
| <b>1 All workers</b>   | <b>12 209</b>        | <b>5 901</b> | <b>6 308</b> | <b>566</b>                   | <b>552</b>   | <b>372</b>        | <b>942</b> | <b>484</b>                  | <b>2 914</b>              | <b>1 473</b>        |  |
| <b>Principal Means of Transportation to Work Last Week</b>                 |                      |              |              |                              |              |                   |            |                             |                           |                     |  |
| 2 Drives self  | 7 916                | 4 587        | 3 329        | 412                          | 300          | 171               | 558        | 352                         | 1 687                     | 784                 |  |
| 3 Carpool  | 2 152                | 864          | 1 287        | 93                           | 115          | 58                | 139        | 38                          | 668                       | 274                 |  |
| 4 2-person   | 1 437                | 656          | 781          | 75                           | 65           | 41                | 98         | 34                          | 403                       | 180                 |  |
| 5 3-person   | 393                  | 103          | 290          | 17                           | 22           | 12                | 21         | 1                           | 141                       | 53                  |  |
| 6 4-or-more-person   | 322                  | 106          | 216          | 2                            | 28           | 5                 | 20         | 3                           | 124                       | 41                  |  |
| 7 Mass transportation  | 1 150                | 206          | 944          | 26                           | 9            | 97                | 98         | 54                          | 306                       | 225                 |  |
| 8 Taxicab  | 13                   | 1            | 12           | –                            | –            | 1                 | 3          | 2                           | 3                         | 4                   |  |
| 9 Bicycle or motorcycle  | 73                   | 22           | 51           | –                            | –            | 1                 | 11         | –                           | 26                        | 14                  |  |
| 10 Walks only  | 515                  | 67           | 447          | 18                           | 56           | 37                | 66         | 14                          | 168                       | 121                 |  |
| 11 Other means   | 191                  | 35           | 156          | 14                           | 63           | 4                 | 62         | 1                           | 30                        | 22                  |  |
| 12 Works at home   | 200                  | 118          | 82           | 4                            | 9            | 3                 | 5          | 23                          | 26                        | 28                  |  |
| <b>Travel Time From Home to Work</b>                                       |                      |              |              |                              |              |                   |            |                             |                           |                     |  |
| 13 Less than 15 minutes  | 3 664                | 1 707        | 1 957        | 168                          | 243          | 93                | 365        | 147                         | 814                       | 487                 |  |
| 14 15 to 29 minutes  | 3 970                | 2 010        | 1 960        | 166                          | 147          | 106               | 282        | 145                         | 1 041                     | 461                 |  |
| 15 30 to 44 minutes  | 1 888                | 890          | 998          | 95                           | 47           | 92                | 121        | 89                          | 436                       | 200                 |  |
| 16 45 to 59 minutes  | 676                  | 307          | 368          | 35                           | 21           | 26                | 40         | 16                          | 165                       | 71                  |  |
| 17 1 hour to 1 hour and 29 minutes   | 569                  | 294          | 275          | 39                           | 23           | 8                 | 52         | 24                          | 112                       | 65                  |  |
| 18 1 hour 30 minutes or more   | 201                  | 81           | 120          | 11                           | 5            | 14                | 11         | 10                          | 46                        | 34                  |  |
| 19 Works at home   | 200                  | 118          | 82           | 4                            | 9            | 3                 | 5          | 23                          | 26                        | 28                  |  |
| 20 No fixed place of work  | 1 042                | 494          | 549          | 49                           | 58           | 30                | 66         | 30                          | 274                       | 127                 |  |
| 21 <b>Median</b>   | <b>22</b>            | <b>22</b>    | <b>22</b>    | <b>23</b>                    | <b>15-</b>   | <b>26</b>         | <b>19</b>  | <b>22</b>                   | <b>22</b>                 | <b>21</b>           |  |
| <b>Distance From Home to Work</b>  |                      |              |              |                              |              |                   |            |                             |                           |                     |  |
| 22 Less than 1 mile  | 546                  | 112          | 435          | 23                           | 99           | 25                | 120        | 12                          | 133                       | 127                 |  |
| 23 1 to 4 miles  | 2 755                | 1 182        | 1 573        | 124                          | 115          | 83                | 241        | 92                          | 668                       | 369                 |  |
| 24 5 to 9 miles  | 2 484                | 1 233        | 1 251        | 98                           | 81           | 80                | 175        | 126                         | 549                       | 306                 |  |
| 25 10 to 19 miles  | 2 956                | 1 513        | 1 443        | 145                          | 110          | 93                | 181        | 108                         | 767                       | 330                 |  |
| 26 20 to 29 miles  | 1 239                | 681          | 557          | 51                           | 30           | 27                | 103        | 50                          | 295                       | 99                  |  |
| 27 30 to 49 miles  | 763                  | 433          | 329          | 58                           | 43           | 25                | 37         | 38                          | 155                       | 67                  |  |
| 28 50 miles or more  | 223                  | 134          | 89           | 14                           | 8            | 5                 | 15         | 6                           | 46                        | 19                  |  |
| 29 Works at home   | 200                  | 118          | 82           | 4                            | 9            | 3                 | 5          | 23                          | 26                        | 28                  |  |
| 30 No fixed place of work  | 1 042                | 494          | 549          | 49                           | 58           | 30                | 66         | 30                          | 274                       | 127                 |  |
| 31 <b>Median</b>   | <b>9</b>             | <b>11</b>    | <b>8</b>     | <b>11</b>                    | <b>7</b>     | <b>9</b>          | <b>7</b>   | <b>9</b>                    | <b>10</b>                 | <b>8</b>            |  |
| <b>Departure Time to Work<sup>1</sup></b>                                  |                      |              |              |                              |              |                   |            |                             |                           |                     |  |
| 32 12:00 a.m. to 2:59 a.m.   | 73                   | 30           | 43           | –                            | 2            | 2                 | 6          | 7                           | 20                        | 11                  |  |
| 33 3:00 a.m. to 5:59 a.m.  | 1 557                | 705          | 852          | 63                           | 81           | 35                | 118        | 42                          | 397                       | 153                 |  |
| 34 6:00 a.m. to 6:59 a.m.  | 2 433                | 1 172        | 1 261        | 106                          | 112          | 52                | 209        | 79                          | 638                       | 282                 |  |
| 35 7:00 a.m. to 7:29 a.m.  | 1 695                | 880          | 815          | 86                           | 40           | 40                | 95         | 81                          | 377                       | 174                 |  |
| 36 7:30 a.m. to 7:59 a.m.  | 1 338                | 722          | 616          | 87                           | 82           | 40                | 76         | 46                          | 276                       | 160                 |  |
| 37 8:00 a.m. to 8:29 a.m.  | 1 277                | 555          | 722          | 53                           | 120          | 53                | 151        | 46                          | 277                       | 141                 |  |
| 38 8:30 a.m. to 8:59 a.m.  | 497                  | 265          | 232          | 38                           | 18           | 16                | 35         | 26                          | 83                        | 78                  |  |
| 39 9:00 a.m. to 9:59 a.m.  | 577                  | 257          | 320          | 27                           | 15           | 18                | 63         | 38                          | 133                       | 84                  |  |
| 40 10:00 a.m. to 3:59 p.m.   | 1 160                | 521          | 639          | 63                           | 45           | 60                | 61         | 59                          | 329                       | 194                 |  |
| 41 4:00 p.m. to 11:59 p.m.   | 687                  | 334          | 352          | 19                           | 15           | 21                | 76         | 14                          | 177                       | 98                  |  |
| 42 Not reported  | 715                  | 342          | 373          | 21                           | 14           | 32                | 46         | 21                          | 181                       | 68                  |  |
| <b>43 Householder who worked last week</b>                                 | <b>6 183</b>         | <b>2 811</b> | <b>3 373</b> | <b>291</b>                   | <b>292</b>   | <b>196</b>        | <b>484</b> | <b>129</b>                  | <b>1 594</b>              | <b>884</b>          |  |
| <b>Principal Means of Transportation to Work Last Week for Householder</b> |                      |              |              |                              |              |                   |            |                             |                           |                     |  |
| 44 Drives self   | 4 281                | 2 292        | 1 989        | 232                          | 180          | 90                | 314        | 92                          | 1 040                     | 498                 |  |
| 45 Carpool   | 928                  | 357          | 571          | 43                           | 66           | 33                | 70         | 4                           | 298                       | 152                 |  |
| 46 2-person  | 626                  | 267          | 359          | 32                           | 39           | 22                | 42         | 2                           | 187                       | 95                  |  |
| 47 3-person  | 168                  | 43           | 126          | 11                           | 16           | 9                 | 16         | –                           | 63                        | 32                  |  |
| 48 4-or-more-person  | 133                  | 47           | 87           | –                            | 11           | 2                 | 12         | 1                           | 48                        | 25                  |  |
| 49 Mass transportation   | 528                  | 63           | 465          | 5                            | 3            | 50                | 44         | 17                          | 133                       | 111                 |  |
| 50 Taxicab   | 10                   | –            | 10           | –                            | –            | 1                 | 3          | –                           | 3                         | 4                   |  |
| 51 Bicycle or motorcycle   | 40                   | 13           | 27           | –                            | –            | –                 | 9          | –                           | 15                        | 10                  |  |
| 52 Walks only  | 259                  | 23           | 237          | 7                            | 36           | 24                | 37         | 2                           | 88                        | 75                  |  |
| 53 Other means   | 41                   | 12           | 29           | 4                            | 2            | –                 | 4          | –                           | 2                         | 14                  |  |
| 54 Works at home   | 95                   | 51           | 44           | –                            | 4            | –                 | 2          | 15                          | 14                        | 20                  |  |
| <b>Travel Time From Home to Work for Householder</b>                       |                      |              |              |                              |              |                   |            |                             |                           |                     |  |
| 55 Less than 15 minutes  | 1 788                | 743          | 1 046        | 86                           | 115          | 42                | 164        | 29                          | 484                       | 274                 |  |
| 56 15 to 29 minutes  | 2 078                | 970          | 1 108        | 104                          | 76           | 62                | 160        | 38                          | 574                       | 276                 |  |
| 57 30 to 44 minutes  | 978                  | 448          | 530          | 39                           | 31           | 44                | 60         | 18                          | 237                       | 114                 |  |
| 58 45 to 59 minutes  | 363                  | 155          | 208          | 13                           | 17           | 21                | 24         | 9                           | 87                        | 48                  |  |
| 59 1 hour to 1 hour and 29 minutes   | 256                  | 148          | 108          | 27                           | 19           | –                 | 24         | 5                           | 40                        | 41                  |  |
| 60 1 hour 30 minutes or more   | 88                   | 32           | 55           | 4                            | 2            | 13                | 3          | 4                           | 25                        | 22                  |  |
| 61 Works at home   | 95                   | 51           | 44           | –                            | 4            | –                 | 2          | 15                          | 14                        | 20                  |  |
| 62 No fixed place of work  | 536                  | 263          | 274          | 16                           | 29           | 14                | 47         | 12                          | 133                       | 89                  |  |
| 63 <b>Median</b>   | <b>22</b>            | <b>23</b>    | <b>22</b>    | <b>22</b>                    | <b>18</b>    | <b>27</b>         | <b>20</b>  | <b>24</b>                   | <b>21</b>                 | <b>21</b>           |  |
| <b>Distance From Home to Work for Householder</b>                          |                      |              |              |                              |              |                   |            |                             |                           |                     |  |
| 64 Less than 1 mile  | 252                  | 40           | 212          | 11                           | 30           | 12                | 40         | –                           | 81                        | 69                  |  |
| 65 1 to 4 miles  | 1 342                | 522          | 821          | 64                           | 61           | 42                | 110        | 24                          | 360                       | 218                 |  |
| 66 5 to 9 miles  | 1 286                | 576          | 710          | 50                           | 47           | 34                | 96         | 25                          | 321                       | 172                 |  |
| 67 10 to 19 miles  | 1 564                | 719          | 845          | 88                           | 65           | 58                | 96         | 25                          | 436                       | 205                 |  |
| 68 20 to 29 miles  | 605                  | 343          | 261          | 29                           | 16           | 19                | 60         | 16                          | 136                       | 61                  |  |
| 69 30 to 49 miles  | 391                  | 219          | 172          | 24                           | 35           | 13                | 24         | 9                           | 88                        | 39                  |  |
| 70 50 miles or more  | 111                  | 77           | 34           | 9                            | 3            | 4                 | 9          | 2                           | 24                        | 12                  |  |
| 71 Works at home   | 95                   | 51           | 44           | –                            | 4            | –                 | 2          | 15                          | 14                        | 20                  |  |
| 72 No fixed place of work  | 536                  | 263          | 274          | 16                           | 29           | 14                | 47         | 12                          | 133                       | 89                  |  |
| 73 <b>Median</b>   | <b>10</b>            | <b>12</b>    | <b>8</b>     | <b>11</b>                    | <b>9</b>     | <b>11</b>         | <b>9</b>   | <b>11</b>                   | <b>9</b>                  | <b>8</b>            |  |

| Total occupied units | In MSAs        |              | Outside MSAs | Urban         |              | Rural        |            |              | Regions      |            |              |              |           |
|----------------------|----------------|--------------|--------------|---------------|--------------|--------------|------------|--------------|--------------|------------|--------------|--------------|-----------|
|                      | Central cities | Suburbs      |              | Total         | Outside MSAs | Total        | Suburbs    | Outside MSAs | Northeast    | Midwest    | South        | West         |           |
| <b>12 209</b>        | <b>5 492</b>   | <b>5 621</b> | <b>1 096</b> | <b>10 758</b> | <b>502</b>   | <b>1 451</b> | <b>855</b> | <b>594</b>   | <b>1 724</b> | <b>948</b> | <b>4 220</b> | <b>5 317</b> | <b>1</b>  |
| 7 916                | 3 267          | 3 953        | 696          | 6 924         | 365          | 992          | 658        | 331          | 760          | 647        | 3 016        | 3 492        | 2         |
| 2 152                | 942            | 976          | 234          | 1 857         | 95           | 295          | 156        | 138          | 238          | 179        | 720          | 1 014        | 3         |
| 1 437                | 614            | 693          | 130          | 1 239         | 55           | 198          | 124        | 74           | 152          | 118        | 482          | 685          | 4         |
| 393                  | 177            | 172          | 43           | 335           | 11           | 58           | 26         | 32           | 50           | 27         | 119          | 197          | 5         |
| 322                  | 150            | 111          | 61           | 283           | 29           | 39           | 7          | 32           | 36           | 34         | 120          | 132          | 6         |
| 1 150                | 831            | 319          | —            | 1 141         | —            | 9            | 9          | —            | 550          | 52         | 144          | 404          | 7         |
| 13                   | 8              | 5            | —            | 13            | —            | —            | —          | —            | 9            | —          | 5            | —            | 8         |
| 73                   | 32             | 32           | 8            | 73            | 8            | —            | —          | —            | 1            | 5          | 12           | 55           | 9         |
| 515                  | 311            | 135          | 68           | 453           | 17           | 62           | 10         | 52           | 126          | 43         | 153          | 192          | 10        |
| 191                  | 25             | 96           | 69           | 129           | 10           | 62           | 3          | 59           | 15           | 4          | 104          | 69           | 11        |
| 200                  | 75             | 104          | 21           | 168           | 7            | 32           | 18         | 13           | 26           | 17         | 66           | 91           | 12        |
| 3 664                | 1 609          | 1 498        | 557          | 3 151         | 293          | 514          | 249        | 264          | 452          | 311        | 1 353        | 1 547        | 13        |
| 3 970                | 1 895          | 1 825        | 249          | 3 531         | 92           | 438          | 281        | 157          | 496          | 284        | 1 479        | 1 712        | 14        |
| 1 888                | 854            | 923          | 111          | 1 709         | 44           | 179          | 110        | 67           | 297          | 145        | 618          | 828          | 15        |
| 676                  | 301            | 343          | 32           | 600           | 12           | 75           | 55         | 20           | 176          | 64         | 169          | 266          | 16        |
| 569                  | 250            | 274          | 44           | 498           | 13           | 71           | 39         | 32           | 106          | 50         | 126          | 286          | 17        |
| 201                  | 86             | 98           | 17           | 162           | 7            | 38           | 28         | 10           | 53           | 7          | 54           | 87           | 18        |
| 200                  | 75             | 104          | 21           | 168           | 7            | 32           | 18         | 13           | 26           | 17         | 66           | 91           | 19        |
| 1 042                | 422            | 555          | 65           | 938           | 35           | 104          | 73         | 31           | 118          | 68         | 356          | 500          | 20        |
| <b>22</b>            | <b>22</b>      | <b>23</b>    | <b>15-</b>   | <b>22</b>     | <b>15-</b>   | <b>20</b>    | <b>22</b>  | <b>16</b>    | <b>25</b>    | <b>21</b>  | <b>21</b>    | <b>22</b>    | <b>21</b> |
| 546                  | 257            | 148          | 141          | 419           | 39           | 127          | 25         | 102          | 85           | 55         | 231          | 174          | 22        |
| 2 755                | 1 314          | 1 086        | 355          | 2 460         | 210          | 295          | 150        | 145          | 446          | 248        | 890          | 1 172        | 23        |
| 2 484                | 1 262          | 1 069        | 153          | 2 261         | 89           | 223          | 159        | 64           | 374          | 199        | 900          | 1 011        | 24        |
| 2 956                | 1 381          | 1 439        | 137          | 2 655         | 46           | 301          | 208        | 91           | 388          | 186        | 1 055        | 1 328        | 25        |
| 1 239                | 460            | 669          | 109          | 1 042         | 29           | 197          | 116        | 81           | 172          | 89         | 444          | 534          | 26        |
| 763                  | 270            | 425          | 68           | 650           | 28           | 113          | 73         | 40           | 87           | 61         | 222          | 393          | 27        |
| 223                  | 50             | 127          | 47           | 164           | 19           | 59           | 32         | 28           | 28           | 25         | 56           | 114          | 28        |
| 200                  | 75             | 104          | 21           | 168           | 7            | 32           | 18         | 13           | 26           | 17         | 66           | 91           | 29        |
| 1 042                | 422            | 555          | 65           | 938           | 35           | 104          | 73         | 31           | 118          | 68         | 356          | 500          | 30        |
| <b>9</b>             | <b>9</b>       | <b>11</b>    | <b>5</b>     | <b>9</b>      | <b>5</b>     | <b>10</b>    | <b>12</b>  | <b>7</b>     | <b>8</b>     | <b>8</b>   | <b>9</b>     | <b>10</b>    | <b>31</b> |
| 73                   | 36             | 32           | 5            | 71            | 3            | 2            | —          | 2            | 4            | 7          | 23           | 40           | 32        |
| 1 557                | 708            | 727          | 123          | 1 385         | 76           | 172          | 125        | 47           | 115          | 141        | 397          | 904          | 33        |
| 2 433                | 1 083          | 1 101        | 249          | 2 134         | 113          | 300          | 163        | 136          | 276          | 205        | 811          | 1 140        | 34        |
| 1 695                | 737            | 836          | 122          | 1 503         | 48           | 192          | 117        | 74           | 222          | 65         | 658          | 749          | 35        |
| 1 338                | 562            | 617          | 159          | 1 113         | 59           | 225          | 125        | 100          | 203          | 83         | 596          | 455          | 36        |
| 1 277                | 613            | 498          | 165          | 1 096         | 46           | 181          | 60         | 119          | 272          | 67         | 512          | 426          | 37        |
| 497                  | 232            | 229          | 36           | 463           | 23           | 34           | 21         | 13           | 93           | 36         | 155          | 213          | 38        |
| 577                  | 287            | 263          | 27           | 529           | 15           | 48           | 36         | 12           | 106          | 29         | 224          | 218          | 39        |
| 1 160                | 514            | 553          | 92           | 1 022         | 54           | 138          | 100        | 38           | 181          | 123        | 327          | 530          | 40        |
| 687                  | 331            | 283          | 73           | 621           | 41           | 66           | 34         | 32           | 90           | 63         | 236          | 298          | 41        |
| 715                  | 314            | 378          | 24           | 653           | 16           | 62           | 54         | 8            | 137          | 111        | 216          | 251          | 42        |
| <b>6 183</b>         | <b>2 913</b>   | <b>2 707</b> | <b>563</b>   | <b>5 464</b>  | <b>279</b>   | <b>719</b>   | <b>433</b> | <b>284</b>   | <b>877</b>   | <b>491</b> | <b>2 179</b> | <b>2 637</b> | <b>43</b> |
| 4 281                | 1 841          | 2 050        | 391          | 3 748         | 210          | 533          | 350        | 181          | 414          | 345        | 1 651        | 1 870        | 44        |
| 928                  | 447            | 378          | 104          | 813           | 48           | 115          | 59         | 56           | 106          | 90         | 307          | 424          | 45        |
| 626                  | 295            | 272          | 59           | 542           | 22           | 84           | 47         | 37           | 63           | 63         | 201          | 299          | 46        |
| 168                  | 80             | 67           | 22           | 147           | 9            | 21           | 8          | 13           | 26           | 8          | 61           | 74           | 47        |
| 133                  | 72             | 39           | 23           | 123           | 17           | 10           | 4          | 5            | 17           | 19         | 45           | 52           | 48        |
| 528                  | 410            | 118          | —            | 519           | —            | 9            | 9          | —            | 276          | 28         | 69           | 154          | 49        |
| 10                   | 5              | 5            | —            | 10            | —            | —            | —          | —            | 5            | —          | 5            | —            | 50        |
| 40                   | 18             | 14           | 8            | 40            | 8            | —            | —          | —            | —            | —          | 7            | 33           | 51        |
| 259                  | 148            | 68           | 43           | 214           | 8            | 46           | 10         | 36           | 59           | 15         | 88           | 97           | 52        |
| 41                   | 5              | 32           | 5            | 41            | 5            | —            | —          | —            | 4            | 2          | 18           | 16           | 53        |
| 95                   | 40             | 44           | 12           | 80            | —            | 16           | 4          | 12           | 11           | 10         | 32           | 41           | 54        |
| 1 788                | 826            | 685          | 277          | 1 549         | 164          | 239          | 126        | 113          | 199          | 158        | 678          | 754          | 55        |
| 2 078                | 1 048          | 901          | 129          | 1 894         | 60           | 184          | 114        | 70           | 275          | 150        | 754          | 900          | 56        |
| 978                  | 448            | 469          | 61           | 866           | 19           | 111          | 68         | 42           | 157          | 77         | 353          | 391          | 57        |
| 363                  | 165            | 180          | 19           | 315           | 7            | 49           | 37         | 12           | 107          | 39         | 94           | 124          | 58        |
| 256                  | 98             | 134          | 24           | 213           | 8            | 43           | 27         | 16           | 44           | 21         | 74           | 118          | 59        |
| 88                   | 43             | 41           | 3            | 69            | —            | 19           | 15         | 3            | 23           | 5          | 16           | 43           | 60        |
| 95                   | 40             | 44           | 12           | 80            | —            | 16           | 4          | 12           | 11           | 10         | 32           | 41           | 61        |
| 536                  | 244            | 255          | 37           | 477           | 21           | 59           | 43         | 16           | 61           | 31         | 178          | 266          | 62        |
| <b>22</b>            | <b>22</b>      | <b>24</b>    | <b>15-</b>   | <b>22</b>     | <b>15-</b>   | <b>22</b>    | <b>24</b>  | <b>18</b>    | <b>26</b>    | <b>22</b>  | <b>21</b>    | <b>22</b>    | <b>63</b> |
| 252                  | 133            | 69           | 50           | 215           | 20           | 37           | 7          | 30           | 40           | 23         | 102          | 87           | 64        |
| 1 342                | 685            | 470          | 187          | 1 189         | 111          | 153          | 77         | 76           | 203          | 124        | 460          | 555          | 65        |
| 1 286                | 661            | 536          | 89           | 1 178         | 62           | 108          | 81         | 27           | 194          | 111        | 473          | 507          | 66        |
| 1 564                | 778            | 715          | 71           | 1 413         | 23           | 150          | 101        | 48           | 222          | 96         | 567          | 679          | 67        |
| 605                  | 223            | 327          | 54           | 514           | 16           | 91           | 52         | 39           | 82           | 46         | 220          | 258          | 68        |
| 391                  | 123            | 223          | 46           | 312           | 15           | 79           | 49         | 31           | 48           | 39         | 115          | 190          | 69        |
| 111                  | 26             | 69           | 16           | 86            | 11           | 26           | 20         | 6            | 15           | 11         | 32           | 53           | 70        |
| 95                   | 40             | 44           | 12           | 80            | —            | 16           | 4          | 12           | 11           | 10         | 32           | 41           | 71        |
| 536                  | 244            | 255          | 37           | 477           | 21           | 59           | 43         | 16           | 61           | 31         | 178          | 266          | 72        |
| <b>10</b>            | <b>9</b>       | <b>12</b>    | <b>6</b>     | <b>9</b>      | <b>5</b>     | <b>12</b>    | <b>13</b>  | <b>9</b>     | <b>9</b>     | <b>8</b>   | <b>9</b>     | <b>10</b>    | <b>73</b> |

**Table 6-24. Journey to Work—Occupied Units With Hispanic Householder—Con.**

[Numbers in thousands. **Consistent with the 1990 Census.** ... means not applicable or sample too small. – means zero or rounds to zero]

| Characteristics   | Total occupied units | Tenure |        | Housing unit characteristics |              |                   |          | Household characteristics   |                    |                     |
|---|----------------------|--------|--------|------------------------------|--------------|-------------------|----------|-----------------------------|--------------------|---------------------|
|   |                      | Owner  | Renter | New construction 4 years     | Mobile homes | Physical problems |          | Elderly (65 years and over) | Moved in past year | Below poverty level |
|   |                      |        |        |                              |              | Severe            | Moderate |                             |                    |                     |
| <b>Departure Time to Work for Householder<sup>1</sup></b> |                      |        |        |                              |              |                   |          |                             |                    |                     |
| 1 12:00 a.m. to 2:59 a.m. ....                            | 35                   | 12     | 23     | –                            | 2            | 2                 | 5        | 3                           | 10                 | 5                   |
| 2 3:00 a.m. to 5:59 a.m. ....                             | 881                  | 422    | 460    | 32                           | 42           | 20                | 59       | 16                          | 208                | 108                 |
| 3 6:00 a.m. to 6:59 a.m. ....                             | 1 357                | 633    | 724    | 62                           | 85           | 34                | 134      | 21                          | 373                | 189                 |
| 4 7:00 a.m. to 7:29 a.m. ....                             | 890                  | 459    | 431    | 44                           | 27           | 19                | 57       | 15                          | 220                | 107                 |
| 5 7:30 a.m. to 7:59 a.m. ....                             | 668                  | 322    | 346    | 44                           | 44           | 28                | 31       | 5                           | 165                | 97                  |
| 6 8:00 a.m. to 8:29 a.m. ....                             | 609                  | 245    | 363    | 35                           | 40           | 24                | 61       | 15                          | 141                | 83                  |
| 7 8:30 a.m. to 8:59 a.m. ....                             | 240                  | 102    | 139    | 15                           | 5            | 8                 | 22       | 8                           | 41                 | 43                  |
| 8 9:00 a.m. to 9:59 a.m. ....                             | 276                  | 116    | 160    | 12                           | 10           | 8                 | 28       | 10                          | 69                 | 56                  |
| 9 10:00 a.m. to 3:59 p.m. ....                            | 545                  | 225    | 320    | 32                           | 25           | 27                | 34       | 17                          | 168                | 88                  |
| 10 4:00 p.m. to 11:59 p.m. ....                           | 282                  | 96     | 186    | 5                            | 3            | 11                | 30       | 1                           | 93                 | 56                  |
| 11 Not reported .....                                     | 305                  | 128    | 177    | 11                           | 6            | 15                | 18       | 2                           | 93                 | 32                  |

<sup>1</sup>Does not add to total because those that worked at home were not included.

| Total occupied units | In MSAs        |         | Outside MSAs | Urban |              | Rural |         |              | Regions   |         |       |      |    |
|----------------------|----------------|---------|--------------|-------|--------------|-------|---------|--------------|-----------|---------|-------|------|----|
|                      | Central cities | Suburbs |              | Total | Outside MSAs | Total | Suburbs | Outside MSAs | Northeast | Midwest | South | West |    |
| 35                   | 20             | 11      | 3            | 35    | 3            | -     | -       | -            | 3         | 6       | 11    | 15   | 1  |
| 881                  | 425            | 384     | 72           | 787   | 47           | 95    | 69      | 26           | 66        | 87      | 230   | 499  | 2  |
| 1 357                | 637            | 583     | 137          | 1 197 | 64           | 160   | 87      | 73           | 165       | 113     | 461   | 617  | 3  |
| 890                  | 404            | 408     | 78           | 783   | 30           | 107   | 59      | 48           | 108       | 41      | 355   | 386  | 4  |
| 668                  | 289            | 305     | 74           | 568   | 39           | 100   | 65      | 35           | 110       | 44      | 294   | 220  | 5  |
| 609                  | 290            | 257     | 62           | 523   | 15           | 86    | 37      | 46           | 144       | 34      | 219   | 212  | 6  |
| 240                  | 126            | 99      | 15           | 227   | 10           | 13    | 8       | 5            | 46        | 11      | 71    | 112  | 7  |
| 276                  | 149            | 109     | 18           | 251   | 9            | 25    | 16      | 9            | 51        | 7       | 116   | 103  | 8  |
| 545                  | 246            | 253     | 46           | 472   | 24           | 73    | 51      | 22           | 100       | 62      | 178   | 205  | 9  |
| 282                  | 142            | 108     | 32           | 264   | 27           | 18    | 14      | 5            | 30        | 27      | 104   | 122  | 10 |
| 305                  | 145            | 147     | 13           | 278   | 10           | 27    | 24      | 3            | 44        | 50      | 108   | 103  | 11 |

**Table 6-25. Units in Structure by Selected Characteristics—Occupied Units With Hispanic Householder**

[Numbers in thousands. Consistent with the 1990 Census. ... means not applicable or sample too small. — means zero or rounds to zero]

| Characteristics                          | Total         | 1, detached  | 1, attached | Multiunit    |              |             |             |             |             | Mobile homes |
|--|---------------|--------------|-------------|--------------|--------------|-------------|-------------|-------------|-------------|--------------|
|  |               |              |             | Total        | 2 to 4       | 5 to 9      | 10 to 19    | 20 to 49    | 50 or more  |              |
| <b>Total</b> .....                       | <b>90 412</b> | <b>4 372</b> | <b>740</b>  | <b>3 527</b> | <b>1 137</b> | <b>725</b>  | <b>613</b>  | <b>605</b>  | <b>447</b>  | <b>401</b>   |
| <b>Race and Origin</b>                   |               |              |             |              |              |             |             |             |             |              |
| White .....                              | 6 733         | 3 534        | 479         | 2 418        | 790          | 511         | 411         | 420         | 287         | 301          |
| Non-Hispanic .....                       | ..            | ..           | ..          | ..           | ..           | ..          | ..          | ..          | ..          | ..           |
| Hispanic .....                           | 6 733         | 3 534        | 479         | 2 418        | 790          | 511         | 411         | 420         | 287         | 301          |
| Black .....                              | 235           | 91           | 20          | 119          | 30           | 31          | 13          | 23          | 21          | 5            |
| American Indian, Eskimo, and Aleut ..... | 65            | 33           | 3           | 25           | 8            | 6           | 7           | —           | 5           | 4            |
| Asian and Pacific Islander .....         | 57            | 38           | 8           | 12           | 2            | 4           | 4           | —           | 1           | —            |
| Other .....                              | 1 950         | 676          | 230         | 953          | 307          | 172         | 178         | 162         | 134         | 91           |
| Total Hispanic .....                     | 9 041         | 4 372        | 740         | 3 527        | 1 137        | 725         | 613         | 605         | 447         | 401          |
| <b>Cooperatives and Condominiums</b>     |               |              |             |              |              |             |             |             |             |              |
| Cooperatives .....                       | 54            | 2            | 11          | 41           | —            | 6           | 1           | 8           | 26          | —            |
| Condominiums .....                       | 381           | 36           | 75          | 270          | 43           | 52          | 40          | 68          | 67          | —            |
| <b>Year Structure Built<sup>1</sup></b>  |               |              |             |              |              |             |             |             |             |              |
| 2000 to 2004 .....                       | —             | —            | —           | —            | —            | —           | —           | —           | —           | —            |
| 1995 to 1999 .....                       | 466           | 274          | 44          | 104          | 32           | 31          | 26          | 11          | 5           | 44           |
| 1990 to 1994 .....                       | 424           | 245          | 31          | 97           | 33           | 27          | 18          | 17          | 1           | 52           |
| 1985 to 1989 .....                       | 545           | 210          | 46          | 259          | 55           | 65          | 67          | 41          | 31          | 30           |
| 1980 to 1984 .....                       | 625           | 226          | 76          | 278          | 63           | 51          | 94          | 51          | 18          | 45           |
| 1975 to 1979 .....                       | 927           | 366          | 102         | 361          | 79           | 103         | 63          | 69          | 47          | 99           |
| 1970 to 1974 .....                       | 875           | 309          | 78          | 419          | 90           | 78          | 100         | 71          | 80          | 69           |
| 1960 to 1969 .....                       | 1 295         | 601          | 111         | 536          | 139          | 114         | 101         | 71          | 111         | 46           |
| 1950 to 1959 .....                       | 1 255         | 847          | 64          | 334          | 135          | 56          | 51          | 37          | 56          | 9            |
| 1940 to 1949 .....                       | 932           | 571          | 61          | 298          | 123          | 49          | 13          | 71          | 41          | 1            |
| 1930 to 1939 .....                       | 645           | 360          | 51          | 229          | 105          | 40          | 22          | 38          | 23          | 5            |
| 1920 to 1929 .....                       | 448           | 180          | 31          | 238          | 114          | 36          | 20          | 45          | 24          | —            |
| 1919 or earlier .....                    | 605           | 183          | 46          | 376          | 170          | 74          | 38          | 83          | 11          | —            |
| <b>Median</b> .....                      | <b>1965</b>   | <b>1961</b>  | <b>1970</b> | <b>1965</b>  | <b>1954</b>  | <b>1969</b> | <b>1973</b> | <b>1964</b> | <b>1966</b> | <b>1979</b>  |
| <b>Rooms</b>                             |               |              |             |              |              |             |             |             |             |              |
| 1 room .....                             | 53            | 5            | 5           | 42           | 4            | 7           | 8           | 19          | 4           | 2            |
| 2 rooms .....                            | 171           | 18           | 14          | 132          | 38           | 27          | 25          | 27          | 16          | 6            |
| 3 rooms .....                            | 1 232         | 105          | 131         | 977          | 209          | 175         | 184         | 222         | 187         | 19           |
| 4 rooms .....                            | 2 503         | 561          | 271         | 1 487        | 481          | 350         | 283         | 227         | 145         | 183          |
| 5 rooms .....                            | 2 230         | 1 288        | 156         | 656          | 254          | 139         | 98          | 82          | 84          | 130          |
| 6 rooms .....                            | 1 595         | 1 228        | 118         | 198          | 125          | 26          | 14          | 26          | 7           | 50           |
| 7 rooms .....                            | 671           | 610          | 29          | 21           | 14           | —           | —           | 2           | 5           | 11           |
| 8 rooms .....                            | 337           | 318          | 10          | 10           | 9            | 1           | —           | —           | —           | —            |
| 9 rooms .....                            | 147           | 141          | 3           | 3            | 3            | —           | —           | —           | —           | —            |
| 10 rooms or more .....                   | 102           | 99           | 2           | 1            | 1            | —           | —           | —           | —           | —            |
| <b>Bedrooms</b>                          |               |              |             |              |              |             |             |             |             |              |
| None .....                               | 108           | 13           | 12          | 81           | 18           | 14          | 12          | 31          | 7           | 2            |
| 1 .....                                  | 1 615         | 143          | 176         | 1 270        | 273          | 244         | 256         | 269         | 229         | 25           |
| 2 .....                                  | 3 190         | 946          | 343         | 1 693        | 609          | 377         | 294         | 242         | 171         | 207          |
| 3 .....                                  | 3 144         | 2 382        | 183         | 422          | 206          | 82          | 48          | 55          | 31          | 157          |
| 4 or more .....                          | 985           | 888          | 26          | 60           | 32           | 7           | 4           | 8           | 9           | 11           |
| <b>Complete Bathrooms</b>                |               |              |             |              |              |             |             |             |             |              |
| None .....                               | 75            | 24           | 5           | 41           | 4            | 7           | 7           | 19          | 3           | 5            |
| 1 .....                                  | 5 122         | 1 744        | 443         | 2 752        | 935          | 558         | 434         | 476         | 349         | 183          |
| 1 and one-half .....                     | 1 013         | 604          | 102         | 250          | 76           | 42          | 57          | 32          | 42          | 57           |
| 2 or more .....                          | 2 831         | 2 000        | 190         | 484          | 122          | 118         | 114         | 78          | 53          | 157          |
| <b>Square Footage of Unit</b>            |               |              |             |              |              |             |             |             |             |              |
| Single detached and mobile homes .....   | 4 774         | 4 372        | ...         | ...          | ...          | ...         | ...         | ...         | ...         | 401          |
| Less than 500 .....                      | 118           | 80           | ...         | ...          | ...          | ...         | ...         | ...         | ...         | 38           |
| 500 to 749 .....                         | 235           | 152          | ...         | ...          | ...          | ...         | ...         | ...         | ...         | 83           |
| 750 to 999 .....                         | 601           | 486          | ...         | ...          | ...          | ...         | ...         | ...         | ...         | 115          |
| 1,000 to 1,499 .....                     | 1 307         | 1 226        | ...         | ...          | ...          | ...         | ...         | ...         | ...         | 81           |
| 1,500 to 1,999 .....                     | 925           | 892          | ...         | ...          | ...          | ...         | ...         | ...         | ...         | 33           |
| 2,000 to 2,499 .....                     | 464           | 459          | ...         | ...          | ...          | ...         | ...         | ...         | ...         | 5            |
| 2,500 to 2,999 .....                     | 208           | 205          | ...         | ...          | ...          | ...         | ...         | ...         | ...         | 3            |
| 3,000 to 3,999 .....                     | 198           | 189          | ...         | ...          | ...          | ...         | ...         | ...         | ...         | 9            |
| 4,000 or more .....                      | 110           | 110          | ...         | ...          | ...          | ...         | ...         | ...         | ...         | —            |
| Not reported .....                       | 608           | 574          | ...         | ...          | ...          | ...         | ...         | ...         | ...         | 35           |
| <b>Median</b> .....                      | <b>1 432</b>  | <b>1 482</b> | ...         | ...          | ...          | ...         | ...         | ...         | ...         | <b>885</b>   |
| <b>Persons per Room</b>                  |               |              |             |              |              |             |             |             |             |              |
| 0.50 or less .....                       | 3 699         | 1 968        | 298         | 1 267        | 361          | 241         | 255         | 221         | 190         | 166          |
| 0.51 to 1.00 .....                       | 4 165         | 1 960        | 318         | 1 690        | 581          | 383         | 263         | 263         | 200         | 196          |
| 1.01 to 1.50 .....                       | 922           | 353          | 89          | 445          | 150          | 80          | 83          | 88          | 44          | 35           |
| 1.51 or more .....                       | 256           | 92           | 35          | 124          | 45           | 20          | 13          | 34          | 13          | 5            |
| <b>Square Feet per Person</b>            |               |              |             |              |              |             |             |             |             |              |
| Single detached and mobile homes .....   | 4 774         | 4 372        | ...         | ...          | ...          | ...         | ...         | ...         | ...         | 401          |
| Less than 200 .....                      | 440           | 358          | ...         | ...          | ...          | ...         | ...         | ...         | ...         | 82           |
| 200 to 299 .....                         | 727           | 640          | ...         | ...          | ...          | ...         | ...         | ...         | ...         | 87           |
| 300 to 399 .....                         | 655           | 591          | ...         | ...          | ...          | ...         | ...         | ...         | ...         | 65           |
| 400 to 499 .....                         | 505           | 480          | ...         | ...          | ...          | ...         | ...         | ...         | ...         | 25           |
| 500 to 599 .....                         | 388           | 354          | ...         | ...          | ...          | ...         | ...         | ...         | ...         | 34           |
| 600 to 699 .....                         | 293           | 275          | ...         | ...          | ...          | ...         | ...         | ...         | ...         | 17           |
| 700 to 799 .....                         | 189           | 183          | ...         | ...          | ...          | ...         | ...         | ...         | ...         | 6            |
| 800 to 899 .....                         | 179           | 165          | ...         | ...          | ...          | ...         | ...         | ...         | ...         | 14           |
| 900 to 999 .....                         | 136           | 133          | ...         | ...          | ...          | ...         | ...         | ...         | ...         | 2            |
| 1,000 to 1,499 .....                     | 355           | 337          | ...         | ...          | ...          | ...         | ...         | ...         | ...         | 17           |
| 1,500 or more .....                      | 300           | 283          | ...         | ...          | ...          | ...         | ...         | ...         | ...         | 17           |
| Not reported .....                       | 608           | 574          | ...         | ...          | ...          | ...         | ...         | ...         | ...         | 35           |
| <b>Median</b> .....                      | <b>451</b>    | <b>465</b>   | ...         | ...          | ...          | ...         | ...         | ...         | ...         | <b>321</b>   |

**Table 6-25. Units in Structure by Selected Characteristics—Occupied Units With Hispanic Householder—Con.**

[Numbers in thousands. Consistent with the 1990 Census. ... means not applicable or sample too small. — means zero or rounds to zero]

| Characteristics   | Total | 1, detached | 1, attached | Multiunit |        |        |          |          |            | Mobile homes |
|---|-------|-------------|-------------|-----------|--------|--------|----------|----------|------------|--------------|
|   |       |             |             | Total     | 2 to 4 | 5 to 9 | 10 to 19 | 20 to 49 | 50 or more |              |
| <b>Equipment<sup>2</sup></b>                                    |       |             |             |           |        |        |          |          |            |              |
| Lacking complete kitchen facilities                             | 230   | 30          | ...         | ...       | ...    | ...    | ...      | ...      | ...        | 9            |
| With complete kitchen (sink, refrigerator, and oven or burners) | 8 811 | 4 343       | 733         | 3 343     | 1 077  | 682    | 594      | 560      | 431        | 393          |
| Kitchen sink  | 9 019 | 4 365       | 736         | 3 518     | 1 137  | 724    | 613      | 598      | 447        | 400          |
| Refrigerator  | 8 991 | 4 354       | 738         | 3 503     | 1 133  | 717    | 612      | 598      | 444        | 396          |
| Cooking stove or range  | 8 945 | 4 338       | 733         | 3 483     | 1 125  | 721    | 601      | 590      | 447        | 391          |
| Burners, no stove or range                                      | 23    | 7           | —           | 10        | 5      | 1      | 5        | —        | —          | 5            |
| Microwave oven only   | 36    | 15          | 6           | 14        | 7      | 1      | 3        | 4        | —          | —            |
| Dishwasher  | 3 301 | 1 852       | 300         | 1 067     | 222    | 250    | 286      | 188      | 120        | 82           |
| Washing machine   | 5 432 | 3 867       | 398         | 899       | 359    | 170    | 133      | 138      | 100        | 268          |
| Clothes dryer   | 4 440 | 3 323       | 319         | 574       | 261    | 110    | 103      | 63       | 37         | 224          |
| Disposal in kitchen sink  | 3 714 | 1 846       | 342         | 1 479     | 333    | 346    | 385      | 241      | 174        | 47           |
| Trash compactor   | 288   | 152         | 21          | 109       | 19     | 19     | 20       | 18       | 33         | 6            |
| <b>Air conditioning:</b>  |       |             |             |           |        |        |          |          |            |              |
| Central   | 3 852 | 2 046       | 346         | 1 302     | 289    | 328    | 283      | 219      | 183        | 158          |
| Additional central  | 256   | 164         | 19          | 66        | 15     | 21     | 17       | 9        | 4          | 6            |
| 1 room unit   | 1 690 | 611         | 132         | 860       | 285    | 152    | 149      | 154      | 120        | 86           |
| 2 room units  | 694   | 348         | 51          | 257       | 113    | 27     | 26       | 50       | 41         | 37           |
| 3 room units or more  | 312   | 224         | 21          | 55        | 37     | 2      | 4        | 6        | 7          | 12           |
| <b>Main Heating Equipment</b>                                   |       |             |             |           |        |        |          |          |            |              |
| Warm-air furnace  | 4 216 | 2 304       | 365         | 1 314     | 388    | 311    | 285      | 180      | 150        | 233          |
| Steam or hot water system                                       | 1 188 | 218         | 84          | 883       | 251    | 122    | 77       | 238      | 195        | 2            |
| Electric heat pump  | 1 008 | 483         | 89          | 415       | 90     | 95     | 90       | 86       | 54         | 21           |
| Built-in electric units   | 344   | 113         | 22          | 201       | 70     | 41     | 48       | 27       | 15         | 7            |
| Floor, wall, or other built-in hot-air units without ducts      | 1 188 | 571         | 110         | 471       | 210    | 118    | 69       | 48       | 26         | 36           |
| Room heaters with flue  | 156   | 80          | 17          | 52        | 29     | 6      | 8        | 6        | 2          | 7            |
| Room heaters without flue                                       | 354   | 263         | 3           | 48        | 31     | 4      | 9        | 3        | 1          | 40           |
| Portable electric heaters                                       | 240   | 169         | 23          | 32        | 20     | 6      | 4        | 1        | —          | 17           |
| Stoves  | 46    | 38          | —           | 1         | 1      | —      | —        | —        | —          | 7            |
| Fireplaces with inserts   | 9     | 9           | —           | —         | —      | —      | —        | —        | —          | —            |
| Fireplaces without inserts                                      | 13    | 7           | 3           | 3         | 3      | —      | 1        | —        | —          | —            |
| Other   | 47    | 25          | 6           | 14        | 2      | —      | 7        | 5        | —          | 2            |
| Cooking stove   | 35    | 24          | —           | 10        | 5      | 5      | —        | —        | —          | 2            |
| None  | 194   | 68          | 17          | 83        | 37     | 17     | 14       | 12       | 2          | 27           |
| <b>Plumbing</b>   |       |             |             |           |        |        |          |          |            |              |
| With all plumbing facilities                                    | 8 841 | 4 303       | 729         | 3 411     | 1 117  | 700    | 592      | 574      | 428        | 398          |
| Lacking some or all plumbing facilities <sup>2</sup>            | 201   | 70          | 11          | 116       | 21     | 24     | 21       | 32       | 18         | 3            |
| No hot piped water  | 32    | 11          | 2           | 19        | 2      | 3      | —        | 14       | —          | —            |
| No bathtub and no shower  | 26    | 5           | —           | 21        | 1      | 2      | 4        | 14       | —          | —            |
| No flush toilet   | 27    | 6           | —           | 21        | 1      | 2      | 4        | 14       | —          | —            |
| No exclusive use  | 165   | 59          | 10          | 93        | 19     | 21     | 17       | 18       | 18         | 3            |
| <b>Primary Source of Water</b>                                  |       |             |             |           |        |        |          |          |            |              |
| Public system or private company                                | 8 762 | 4 158       | 739         | 3 520     | 1 133  | 725    | 613      | 605      | 444        | 344          |
| Well serving 1 to 5 units                                       | 264   | 206         | —           | 2         | 2      | —      | —        | —        | —          | 57           |
| Drilled   | 232   | 180         | —           | 2         | 2      | —      | —        | —        | —          | 50           |
| Dug   | 18    | 18          | —           | —         | —      | —      | —        | —        | —          | —            |
| Not reported  | 15    | 8           | —           | —         | —      | —      | —        | —        | —          | 7            |
| Other   | 15    | 9           | 2           | 5         | 2      | —      | —        | —        | 3          | —            |
| <b>Units Using Each Fuel<sup>2</sup></b>                        |       |             |             |           |        |        |          |          |            |              |
| Electricity   | 9 031 | 4 370       | 740         | 3 519     | 1 132  | 725    | 613      | 602      | 447        | 401          |
| Piped gas   | 6 546 | 3 340       | 502         | 2 516     | 914    | 487    | 362      | 435      | 319        | 188          |
| Bottled gas   | 396   | 235         | 8           | 35        | 15     | 10     | 7        | 1        | 3          | 119          |
| Fuel oil  | 1 337 | 341         | 110         | 834       | 171    | 117    | 86       | 232      | 228        | 52           |
| Kerosene or other liquid fuel                                   | 68    | 28          | —           | 1         | —      | —      | 1        | —        | —          | 39           |
| Coal or coke  | 3     | 1           | —           | 1         | 1      | —      | —        | —        | —          | —            |
| Wood  | 538   | 419         | 18          | 61        | 23     | 18     | 8        | 10       | 1          | 39           |
| Solar energy  | 10    | 10          | —           | —         | —      | —      | —        | —        | —          | —            |
| Other   | 100   | 38          | 8           | 44        | 5      | 4      | 17       | 11       | 7          | 10           |
| All electric units  | 2 033 | 745         | 232         | 984       | 212    | 236    | 252      | 161      | 123        | 73           |
| <b>Selected Amenities<sup>2</sup></b>                           |       |             |             |           |        |        |          |          |            |              |
| Porch, deck, balcony, or patio                                  | 6 353 | 3 769       | 485         | 1 804     | 664    | 413    | 347      | 219      | 161        | 295          |
| Telephone available   | 8 470 | 4 193       | 665         | 3 254     | 1 038  | 669    | 577      | 546      | 424        | 359          |
| Usable fireplace  | 1 635 | 1 311       | 89          | 214       | 61     | 57     | 59       | 26       | 10         | 21           |
| Separate dining room  | 3 147 | 2 038       | 273         | 762       | 319    | 147    | 116      | 96       | 84         | 76           |
| With 2 or more living rooms or recreation rooms, etc.           | 1 351 | 1 221       | 49          | 72        | 46     | 5      | 9        | 8        | 4          | 9            |
| Garage or carport included with home                            | 4 430 | 3 180       | 278         | 885       | 345    | 195    | 145      | 101      | 99         | 87           |
| Not included  | 4 610 | 1 192       | 462         | 2 641     | 791    | 529    | 468      | 504      | 348        | 315          |
| Off-street parking included                                     | 3 398 | 1 038       | 342         | 1 735     | 512    | 387    | 375      | 263      | 198        | 282          |
| Off-street parking not reported                                 | 3     | —           | —           | 3         | —      | —      | —        | —        | 3          | —            |
| Garage or carport not reported                                  | 1     | —           | —           | 1         | —      | —      | —        | —        | —          | —            |
| <b>Selected Deficiencies<sup>2</sup></b>                        |       |             |             |           |        |        |          |          |            |              |
| Signs of rats in last 3 months                                  | 220   | 80          | 29          | 108       | 43     | 21     | 13       | 26       | 4          | 2            |
| Signs of mice in last 3 months                                  | 850   | 308         | 63          | 427       | 144    | 64     | 38       | 113      | 68         | 52           |
| Signs of rodents, not sure which kind in last 3 months          | 77    | 39          | 5           | 33        | 12     | 3      | 4        | 12       | 2          | —            |
| Holes in floors   | 179   | 51          | 8           | 110       | 24     | 22     | 29       | 27       | 8          | 10           |
| Open cracks or holes (interior)                                 | 716   | 269         | 59          | 351       | 124    | 55     | 65       | 64       | 43         | 37           |
| Broken plaster or peeling paint (interior)                      | 431   | 171         | 24          | 207       | 67     | 35     | 29       | 52       | 24         | 28           |
| No electrical wiring  | 3     | —           | —           | 3         | —      | —      | —        | 3        | —          | —            |
| Exposed wiring  | 47    | 26          | 6           | 13        | 4      | —      | —        | 3        | —          | 2            |
| Rooms without electric outlets                                  | 197   | 84          | 24          | 78        | 21     | 11     | 5        | 23       | 17         | 12           |

**Table 6-25. Units in Structure by Selected Characteristics—Occupied Units With Hispanic Householder—Con.**

[Numbers in thousands. Consistent with the 1990 Census. .... means not applicable or sample too small. — means zero or rounds to zero]

| Characteristics                                    | Total         | 1, detached   | 1, attached   | Multiunit     |               |               |               |               |               | Mobile homes  |
|--|---------------|---------------|---------------|---------------|---------------|---------------|---------------|---------------|---------------|---------------|
|  |               |               |               | Total         | 2 to 4        | 5 to 9        | 10 to 19      | 20 to 49      | 50 or more    |               |
| <b>Selected Physical Problems</b>                  |               |               |               |               |               |               |               |               |               |               |
| Severe physical problems <sup>2</sup> .....        | 344           | 99            | 17            | 220           | 48            | 33            | 39            | 65            | 36            | 9             |
| Plumbing .....                                     | 201           | 70            | 11            | 116           | 21            | 24            | 21            | 32            | 18            | 3             |
| Heating .....                                      | 114           | 22            | 3             | 84            | 18            | 5             | 15            | 29            | 17            | 5             |
| Electric .....                                     | 11            | 2             | —             | 9             | 6             | —             | —             | 3             | —             | —             |
| Upkeep .....                                       | 25            | 5             | 2             | 18            | 6             | 3             | 4             | 6             | —             | —             |
| Hallways .....                                     | —             | —             | —             | —             | —             | —             | —             | —             | —             | —             |
| Moderate physical problems <sup>2</sup> .....      | 724           | 338           | 18            | 311           | 113           | 69            | 45            | 61            | 22            | 57            |
| Plumbing .....                                     | 19            | —             | 6             | 12            | 2             | 4             | —             | 4             | 2             | —             |
| Heating .....                                      | 340           | 253           | 3             | 44            | 31            | 4             | 8             | —             | 1             | 40            |
| Upkeep .....                                       | 173           | 79            | 2             | 83            | 26            | 17            | 16            | 21            | 3             | 8             |
| Hallways .....                                     | 33            | —             | —             | 33            | 5             | 11            | 7             | 9             | —             | —             |
| Kitchen .....                                      | 199           | 25            | 8             | 157           | 53            | 41            | 18            | 30            | 16            | 9             |
| <b>Persons</b>                                     |               |               |               |               |               |               |               |               |               |               |
| 1 person .....                                     | 1 379         | 463           | 117           | 726           | 143           | 138           | 144           | 164           | 137           | 73            |
| 2 persons .....                                    | 2 087         | 966           | 183           | 841           | 245           | 180           | 182           | 111           | 121           | 97            |
| 3 persons .....                                    | 1 704         | 775           | 154           | 695           | 258           | 174           | 87            | 111           | 65            | 79            |
| 4 persons .....                                    | 1 820         | 926           | 133           | 674           | 264           | 119           | 101           | 130           | 60            | 87            |
| 5 persons .....                                    | 1 144         | 645           | 88            | 366           | 132           | 72            | 64            | 59            | 39            | 44            |
| 6 persons .....                                    | 535           | 337           | 36            | 154           | 60            | 26            | 27            | 21            | 21            | 8             |
| 7 persons or more .....                            | 372           | 260           | 28            | 71            | 36            | 16            | 8             | 8             | 3             | 13            |
| <b>Persons 65 Years Old and Over</b>               |               |               |               |               |               |               |               |               |               |               |
| None .....   | 7 784         | 3 594         | 654           | 3 162         | 1 032         | 679           | 568           | 544           | 339           | 374           |
| 1 person .....                                     | 853           | 493           | 67            | 276           | 77            | 40            | 28            | 49            | 82            | 18            |
| 2 persons or more .....                            | 404           | 286           | 19            | 89            | 28            | 6             | 18            | 13            | 25            | 10            |
| <b>Age of Householder</b>                          |               |               |               |               |               |               |               |               |               |               |
| Under 25 years .....                               | 777           | 177           | 97            | 477           | 160           | 121           | 118           | 54            | 24            | 27            |
| 25 to 29 .....                                     | 1 129         | 368           | 114           | 569           | 187           | 117           | 121           | 88            | 57            | 77            |
| 30 to 34 .....                                     | 1 198         | 491           | 145           | 514           | 175           | 129           | 65            | 86            | 59            | 47            |
| 35 to 44 .....                                     | 2 426         | 1 265         | 180           | 863           | 283           | 196           | 142           | 164           | 77            | 119           |
| 45 to 54 .....                                     | 1 559         | 886           | 90            | 518           | 157           | 80            | 94            | 115           | 72            | 66            |
| 55 to 64 .....                                     | 930           | 558           | 52            | 278           | 92            | 40            | 33            | 41            | 72            | 42            |
| 65 to 74 .....                                     | 654           | 406           | 49            | 187           | 57            | 21            | 29            | 37            | 43            | 12            |
| 75 years and over .....                            | 368           | 221           | 14            | 122           | 26            | 21            | 11            | 21            | 43            | 11            |
| <b>Median</b> .....                                | <b>41</b>     | <b>44</b>     | <b>36</b>     | <b>37</b>     | <b>37</b>     | <b>35</b>     | <b>35</b>     | <b>40</b>     | <b>46</b>     | <b>39</b>     |
| <b>Household Composition by Age of Householder</b> |               |               |               |               |               |               |               |               |               |               |
| 2-or-more-person households .....                  | 7 662         | 3 910         | 623           | 2 801         | 994           | 587           | 469           | 442           | 310           | 328           |
| Married-couple families, no nonrelatives .....     | 4 917         | 2 919         | 346           | 1 458         | 562           | 278           | 231           | 262           | 124           | 194           |
| Under 25 years .....                               | 284           | 67            | 41            | 158           | 63            | 40            | 34            | 17            | 4             | 17            |
| 25 to 29 years .....                               | 569           | 237           | 54            | 243           | 96            | 31            | 62            | 38            | 16            | 35            |
| 30 to 34 years .....                               | 707           | 361           | 82            | 244           | 98            | 62            | 21            | 37            | 25            | 19            |
| 35 to 44 years .....                               | 1 464         | 893           | 88            | 416           | 152           | 93            | 59            | 92            | 21            | 67            |
| 45 to 64 years .....                               | 1 397         | 997           | 56            | 293           | 118           | 39            | 40            | 61            | 36            | 51            |
| 65 years and over .....                            | 496           | 363           | 24            | 104           | 35            | 13            | 16            | 17            | 23            | 5             |
| Other male householder .....                       | 1 021         | 324           | 82            | 516           | 169           | 137           | 113           | 57            | 40            | 99            |
| Under 45 years .....                               | 774           | 195           | 60            | 440           | 144           | 119           | 99            | 49            | 29            | 79            |
| 45 to 64 years .....                               | 197           | 99            | 18            | 61            | 16            | 17            | 10            | 8             | 9             | 20            |
| 65 years and over .....                            | 50            | 31            | 5             | 15            | 8             | 1             | 4             | —             | 2             | —             |
| Other female householder .....                     | 1 724         | 666           | 195           | 828           | 264           | 172           | 125           | 122           | 145           | 35            |
| Under 45 years .....                               | 1 131         | 380           | 150           | 578           | 181           | 135           | 87            | 85            | 90            | 22            |
| 45 to 64 years .....                               | 449           | 191           | 37            | 216           | 75            | 31            | 36            | 29            | 45            | 4             |
| 65 years and over .....                            | 145           | 96            | 7             | 33            | 7             | 6             | 2             | 8             | 11            | 8             |
| 1-person households .....                          | 1 379         | 463           | 117           | 726           | 143           | 138           | 144           | 164           | 137           | 73            |
| Male householder .....                             | 694           | 229           | 60            | 368           | 71            | 71            | 82            | 86            | 56            | 38            |
| Under 45 years .....                               | 401           | 127           | 40            | 209           | 40            | 54            | 53            | 42            | 20            | 25            |
| 45 to 64 years .....                               | 187           | 56            | 14            | 108           | 18            | 10            | 23            | 31            | 26            | 9             |
| 65 years and over .....                            | 107           | 46            | 6             | 51            | 13            | 7             | 7             | 13            | 11            | 4             |
| Female householder .....                           | 685           | 234           | 58            | 358           | 72            | 67            | 61            | 78            | 81            | 35            |
| Under 45 years .....                               | 201           | 41            | 20            | 134           | 29            | 29            | 31            | 31            | 13            | 5             |
| 45 to 64 years .....                               | 260           | 102           | 16            | 118           | 22            | 22            | 19            | 26            | 29            | 23            |
| 65 years and over .....                            | 224           | 91            | 21            | 106           | 20            | 15            | 11            | 20            | 39            | 6             |
| <b>Household Income</b>                            |               |               |               |               |               |               |               |               |               |               |
| Less than \$5,000 .....                            | 567           | 179           | 45            | 322           | 114           | 60            | 63            | 49            | 37            | 22            |
| \$5,000 to \$9,999 .....                           | 664           | 220           | 71            | 330           | 89            | 42            | 45            | 77            | 76            | 43            |
| \$10,000 to \$14,999 .....                         | 937           | 341           | 83            | 446           | 151           | 87            | 77            | 74            | 58            | 66            |
| \$15,000 to \$19,999 .....                         | 845           | 274           | 86            | 438           | 150           | 96            | 61            | 84            | 45            | 48            |
| \$20,000 to \$24,999 .....                         | 870           | 360           | 70            | 388           | 131           | 82            | 67            | 51            | 56            | 53            |
| \$25,000 to \$29,999 .....                         | 729           | 265           | 73            | 332           | 92            | 84            | 65            | 57            | 34            | 59            |
| \$30,000 to \$34,999 .....                         | 711           | 326           | 76            | 275           | 90            | 66            | 51            | 44            | 23            | 34            |
| \$35,000 to \$39,999 .....                         | 587           | 324           | 35            | 200           | 57            | 39            | 49            | 38            | 17            | 28            |
| \$40,000 to \$49,999 .....                         | 824           | 454           | 65            | 285           | 107           | 51            | 57            | 30            | 40            | 20            |
| \$50,000 to \$59,999 .....                         | 625           | 392           | 51            | 169           | 44            | 40            | 22            | 40            | 23            | 13            |
| \$60,000 to \$79,999 .....                         | 771           | 526           | 40            | 193           | 72            | 34            | 30            | 39            | 18            | 12            |
| \$80,000 to \$99,999 .....                         | 410           | 324           | 18            | 68            | 21            | 20            | 15            | 9             | 3             | —             |
| \$100,000 to \$119,999 .....                       | 204           | 149           | 9             | 44            | 16            | 4             | 8             | 3             | 12            | 2             |
| \$120,000 or more .....                            | 296           | 239           | 18            | 38            | 3             | 19            | 3             | 9             | 3             | 1             |
| <b>Median</b> .....                                | <b>29 364</b> | <b>38 418</b> | <b>26 085</b> | <b>22 933</b> | <b>22 444</b> | <b>24 752</b> | <b>24 495</b> | <b>21 860</b> | <b>20 562</b> | <b>22 015</b> |
| As percent of poverty level:                       |               |               |               |               |               |               |               |               |               |               |
| Less than 50 percent .....                         | 724           | 241           | 69            | 385           | 149           | 58            | 70            | 61            | 46            | 29            |
| 50 to 99 .....                                     | 1 328         | 438           | 135           | 657           | 191           | 110           | 115           | 130           | 110           | 98            |
| 100 to 149 .....                                   | 1 353         | 567           | 115           | 587           | 205           | 124           | 77            | 112           | 68            | 84            |
| 150 to 199 .....                                   | 1 164         | 510           | 98            | 505           | 186           | 109           | 82            | 79            | 49            | 51            |
| 200 percent or more .....                          | 4 472         | 2 616         | 323           | 1 393         | 406           | 323           | 268           | 222           | 174           | 140           |

Table 6-25. **Units in Structure by Selected Characteristics—Occupied Units With Hispanic Householder—Con.**

[Numbers in thousands. Consistent with the 1990 Census. ... means not applicable or sample too small. — means zero or rounds to zero]

| Characteristics   | Total         | 1, detached   | 1, attached   | Multiunit     |               |               |               |               |               | Mobile homes  |
|---|---------------|---------------|---------------|---------------|---------------|---------------|---------------|---------------|---------------|---------------|
|   |               |               |               | Total         | 2 to 4        | 5 to 9        | 10 to 19      | 20 to 49      | 50 or more    |               |
| <b>Income of Families and Primary Individuals</b>                     |               |               |               |               |               |               |               |               |               |               |
| Less than \$5,000 .....   | 640           | 204           | 49            | 360           | 124           | 68            | 73            | 55            | 41            | 26            |
| \$5,000 to \$9,999 .....  | 723           | 242           | 75            | 362           | 103           | 49            | 48            | 80            | 81            | 43            |
| \$10,000 to \$14,999 .....  | 1 011         | 350           | 92            | 477           | 149           | 100           | 83            | 84            | 61            | 92            |
| \$15,000 to \$19,999 .....  | 899           | 288           | 94            | 466           | 156           | 106           | 70            | 87            | 47            | 51            |
| \$20,000 to \$24,999 .....  | 895           | 358           | 72            | 413           | 137           | 92            | 75            | 48            | 60            | 52            |
| \$25,000 to \$29,999 .....  | 705           | 274           | 68            | 327           | 93            | 75            | 72            | 54            | 34            | 37            |
| \$30,000 to \$34,999 .....  | 706           | 330           | 75            | 266           | 88            | 67            | 52            | 40            | 18            | 35            |
| \$35,000 to \$39,999 .....  | 575           | 320           | 30            | 202           | 52            | 54            | 40            | 42            | 14            | 23            |
| \$40,000 to \$49,999 .....  | 737           | 429           | 61            | 231           | 102           | 30            | 40            | 23            | 37            | 17            |
| \$50,000 to \$59,999 .....  | 593           | 385           | 57            | 138           | 34            | 25            | 19            | 42            | 19            | 13            |
| \$60,000 to \$79,999 .....  | 706           | 509           | 27            | 158           | 59            | 23            | 23            | 35            | 18            | 12            |
| \$80,000 to \$99,999 .....  | 383           | 308           | 18            | 56            | 21            | 16            | 10            | 6             | 4             | —             |
| \$100,000 to \$119,999 .....  | 188           | 147           | 4             | 36            | 16            | 4             | 5             | —             | 11            | —             |
| \$120,000 or more .....   | 282           | 229           | 17            | 35            | 3             | 16            | 3             | 9             | 3             | 1             |
| <b>Median</b> .....   | <b>27 507</b> | <b>37 199</b> | <b>24 170</b> | <b>21 189</b> | <b>21 312</b> | <b>22 155</b> | <b>22 162</b> | <b>19 776</b> | <b>19 327</b> | <b>18 822</b> |
| <b>Monthly Housing Costs</b>  |               |               |               |               |               |               |               |               |               |               |
| Less than \$100 .....   | 135           | 69            | 12            | 41            | 18            | 12            | 2             | 1             | 8             | 13            |
| \$100 to \$199 .....  | 626           | 365           | 17            | 184           | 32            | 33            | 23            | 39            | 58            | 60            |
| \$200 to \$249 .....  | 374           | 268           | 14            | 75            | 23            | 8             | 25            | 5             | 14            | 17            |
| \$250 to \$299 .....  | 399           | 245           | 6             | 104           | 34            | 7             | 10            | 29            | 23            | 45            |
| \$300 to \$349 .....  | 373           | 187           | 21            | 136           | 62            | 28            | 11            | 24            | 12            | 28            |
| \$350 to \$399 .....  | 367           | 127           | 30            | 194           | 56            | 42            | 38            | 37            | 21            | 16            |
| \$400 to \$449 .....  | 438           | 149           | 47            | 225           | 74            | 47            | 56            | 26            | 22            | 18            |
| \$450 to \$499 .....  | 512           | 146           | 53            | 280           | 106           | 64            | 49            | 41            | 20            | 33            |
| \$500 to \$599 .....  | 1 157         | 369           | 103           | 638           | 211           | 143           | 123           | 95            | 66            | 47            |
| \$600 to \$699 .....  | 1 084         | 352           | 115           | 578           | 145           | 150           | 87            | 115           | 81            | 39            |
| \$700 to \$799 .....  | 873           | 352           | 92            | 407           | 120           | 103           | 77            | 61            | 47            | 22            |
| \$800 to \$999 .....  | 958           | 473           | 94            | 377           | 119           | 60            | 67            | 79            | 53            | 14            |
| \$1,000 to \$1,249 .....  | 640           | 457           | 54            | 126           | 53            | 17            | 23            | 23            | 10            | 3             |
| \$1,250 to \$1,499 .....  | 420           | 347           | 30            | 42            | 22            | 5             | 5             | 5             | 4             | 1             |
| \$1,500 or more .....   | 481           | 390           | 33            | 55            | 36            | 1             | 3             | 11            | 4             | 3             |
| No cash rent .....  | 203           | 77            | 20            | 64            | 25            | 5             | 14            | 15            | 6             | 42            |
| <b>Median (excludes no cash rent)</b> .....                           | <b>603</b>    | <b>663</b>    | <b>650</b>    | <b>577</b>    | <b>571</b>    | <b>583</b>    | <b>570</b>    | <b>598</b>    | <b>566</b>    | <b>401</b>    |
| <b>Monthly Housing Costs as Percent of Current Income<sup>3</sup></b> |               |               |               |               |               |               |               |               |               |               |
| Less than 5 percent .....   | 276           | 219           | 7             | 36            | 9             | 9             | 2             | 7             | 9             | 15            |
| 5 to 9 percent .....  | 734           | 550           | 24            | 115           | 35            | 28            | 18            | 8             | 25            | 45            |
| 10 to 14 percent .....  | 970           | 571           | 57            | 294           | 94            | 54            | 56            | 63            | 27            | 47            |
| 15 to 19 percent .....  | 1 169         | 652           | 82            | 386           | 124           | 77            | 66            | 83            | 37            | 50            |
| 20 to 24 percent .....  | 970           | 449           | 76            | 407           | 112           | 105           | 66            | 70            | 54            | 39            |
| 25 to 29 percent .....  | 924           | 409           | 75            | 412           | 108           | 88            | 75            | 61            | 79            | 28            |
| 30 to 34 percent .....  | 673           | 270           | 65            | 314           | 103           | 61            | 63            | 46            | 41            | 24            |
| 35 to 39 percent .....  | 565           | 241           | 54            | 257           | 91            | 63            | 44            | 39            | 21            | 12            |
| 40 to 49 percent .....  | 742           | 285           | 82            | 344           | 125           | 62            | 53            | 52            | 52            | 31            |
| 50 to 59 percent .....  | 414           | 154           | 47            | 203           | 70            | 54            | 30            | 26            | 23            | 10            |
| 60 to 69 percent .....  | 256           | 98            | 26            | 131           | 50            | 25            | 20            | 28            | 7             | 1             |
| 70 to 99 percent .....  | 390           | 142           | 56            | 168           | 57            | 30            | 28            | 37            | 17            | 24            |
| 100 percent or more <sup>4</sup> .....                                | 502           | 174           | 44            | 259           | 89            | 39            | 44            | 52            | 34            | 25            |
| Zero or negative income .....   | 254           | 84            | 24            | 137           | 44            | 24            | 34            | 20            | 15            | 9             |
| No cash rent .....  | 203           | 77            | 20            | 64            | 25            | 5             | 14            | 15            | 6             | 42            |
| <b>Median (excludes 2 previous lines)</b> .....                       | <b>26</b>     | <b>21</b>     | <b>32</b>     | <b>30</b>     | <b>33</b>     | <b>29</b>     | <b>30</b>     | <b>30</b>     | <b>29</b>     | <b>22</b>     |
| <b>Median (excludes 3 lines before medians)</b> .....                 | <b>25</b>     | <b>20</b>     | <b>30</b>     | <b>29</b>     | <b>30</b>     | <b>28</b>     | <b>29</b>     | <b>27</b>     | <b>28</b>     | <b>21</b>     |

<sup>1</sup>For mobile homes, oldest category is 1939 or earlier.

<sup>2</sup>Figures may not add to total because more than one category may apply to a unit.

<sup>3</sup>Beginning with 1989 this item uses current income in its calculation, see Appendix A.

<sup>4</sup>May reflect a temporary situation, living off savings, or response error.



**Table 7-1. Introductory Characteristics—Occupied Units With Elderly Householder**

[Numbers in thousands. Consistent with the 1990 Census. ... means not applicable or sample too small. — means zero or rounds to zero]

| Characteristics                                 | Total occupied units | Tenure        |              | Housing unit characteristics |              |                   |             | Household characteristics |              |                    |                     |
|---|----------------------|---------------|--------------|------------------------------|--------------|-------------------|-------------|---------------------------|--------------|--------------------|---------------------|
|   |                      | Owner         | Renter       | New construction 4 years     | Mobile homes | Physical problems |             | Black                     | Hispanic     | Moved in past year | Below poverty level |
|   |                      |               |              |                              |              | Severe            | Moderate    |                           |              |                    |                     |
| <b>1 Total</b> .....                            | <b>21 423</b>        | <b>17 196</b> | <b>4 227</b> | <b>595</b>                   | <b>1 362</b> | <b>432</b>        | <b>822</b>  | <b>2 001</b>              | <b>1 022</b> | <b>904</b>         | <b>4 115</b>        |
| <b>Tenure</b>                                   |                      |               |              |                              |              |                   |             |                           |              |                    |                     |
| 2 Owner occupied .....                          | 17 196               | 17 196        | ...          | 484                          | 1 255        | 281               | 527         | 1 354                     | 667          | 436                | 2 811               |
| 3 Percent of all occupied .....                 | 80.3                 | 100.0         | ...          | 81.4                         | 92.2         | 64.9              | 64.2        | 67.7                      | 65.3         | 48.2               | 68.3                |
| 4 Renter occupied .....                         | 4 227                | ...           | 4 227        | 111                          | 107          | 152               | 294         | 647                       | 355          | 468                | 1 304               |
| <b>Race and Origin</b>                          |                      |               |              |                              |              |                   |             |                           |              |                    |                     |
| 5 White .....                                   | 18 942               | 15 578        | 3 364        | 530                          | 1 275        | 351               | 582         | ...                       | 870          | 770                | 3 279               |
| 6 Non-Hispanic .....                            | 18 072               | 14 992        | 3 080        | 512                          | 1 257        | 305               | 515         | ...                       | ...          | 726                | 3 016               |
| 7 Hispanic .....                                | 870                  | 586           | 284          | 19                           | 17           | 46                | 67          | ...                       | 870          | 44                 | 263                 |
| 8 Black .....                                   | 2 001                | 1 354         | 647          | 44                           | 74           | 68                | 225         | 2 001                     | 33           | 89                 | 720                 |
| 9 American Indian, Eskimo, and Aleut .....      | 80                   | 63            | 17           | 2                            | 5            | 4                 | 2           | ...                       | 1            | 4                  | 16                  |
| 10 Asian and Pacific Islander .....             | 253                  | 137           | 115          | 8                            | 3            | 3                 | 6           | ...                       | 11           | 21                 | 56                  |
| 11 Other .....                                  | 147                  | 64            | 83           | 11                           | 6            | 7                 | 5           | ...                       | 107          | 20                 | 44                  |
| 12 Total Hispanic .....                         | 1 022                | 667           | 355          | 29                           | 23           | 53                | 69          | 33                        | 1 022        | 63                 | 309                 |
| <b>Units in Structure</b>                       |                      |               |              |                              |              |                   |             |                           |              |                    |                     |
| 13 1, detached .....                            | 14 715               | 13 948        | 767          | 269                          | ...          | 267               | 529         | 1 223                     | 627          | 288                | 2 458               |
| 14 1, attached .....                            | 1 212                | 898           | 314          | 64                           | ...          | 13                | 23          | 189                       | 63           | 103                | 236                 |
| 15 2 to 4 .....                                 | 1 205                | 430           | 775          | 7                            | ...          | 20                | 68          | 161                       | 83           | 87                 | 313                 |
| 16 5 to 9 .....                                 | 570                  | 138           | 432          | 14                           | ...          | 26                | 31          | 65                        | 42           | 57                 | 148                 |
| 17 10 to 19 .....                               | 512                  | 128           | 383          | 15                           | ...          | 6                 | 31          | 64                        | 40           | 75                 | 129                 |
| 18 20 to 49 .....                               | 636                  | 140           | 496          | 30                           | ...          | 38                | 34          | 53                        | 58           | 56                 | 164                 |
| 19 50 or more .....                             | 1 212                | 259           | 953          | 29                           | ...          | 41                | 70          | 171                       | 85           | 139                | 339                 |
| 20 Mobile home or trailer .....                 | 1 362                | 1 255         | 107          | 168                          | 1 362        | 21                | 36          | 74                        | 23           | 99                 | 328                 |
| <b>Cooperatives and Condominiums</b>            |                      |               |              |                              |              |                   |             |                           |              |                    |                     |
| 21 Cooperatives .....                           | 192                  | 147           | 45           | —                            | 7            | 10                | 5           | 9                         | 20           | 21                 | 30                  |
| 22 Condominiums .....                           | 1 248                | 1 038         | 210          | 52                           | 4            | 18                | 31          | 50                        | 55           | 80                 | 176                 |
| <b>Year Structure Built<sup>1</sup></b>         |                      |               |              |                              |              |                   |             |                           |              |                    |                     |
| 23 2000 to 2004 .....                           | —                    | —             | —            | —                            | —            | —                 | —           | —                         | —            | —                  | —                   |
| 24 1995 to 1999 .....                           | 781                  | 642           | 139          | 595                          | 186          | 4                 | 10          | 51                        | 38           | 181                | 135                 |
| 25 1990 to 1994 .....                           | 896                  | 692           | 203          | ...                          | 140          | 13                | 17          | 56                        | 41           | 64                 | 161                 |
| 26 1985 to 1989 .....                           | 1 126                | 820           | 306          | ...                          | 165          | 11                | 23          | 57                        | 46           | 97                 | 225                 |
| 27 1980 to 1984 .....                           | 1 064                | 766           | 318          | ...                          | 180          | 13                | 24          | 84                        | 29           | 74                 | 186                 |
| 28 1975 to 1979 .....                           | 1 928                | 1 400         | 528          | ...                          | 262          | 28                | 36          | 92                        | 116          | 118                | 381                 |
| 29 1970 to 1974 .....                           | 2 099                | 1 574         | 525          | ...                          | 247          | 44                | 95          | 175                       | 102          | 91                 | 419                 |
| 30 1960 to 1969 .....                           | 3 689                | 3 043         | 646          | ...                          | 145          | 69                | 103         | 329                       | 154          | 87                 | 632                 |
| 31 1950 to 1959 .....                           | 3 707                | 3 347         | 360          | ...                          | 29           | 65                | 114         | 314                       | 203          | 62                 | 605                 |
| 32 1940 to 1949 .....                           | 1 869                | 1 584         | 285          | ...                          | 4            | 51                | 126         | 228                       | 113          | 36                 | 421                 |
| 33 1930 to 1939 .....                           | 1 170                | 897           | 273          | ...                          | 5            | 48                | 73          | 221                       | 62           | 21                 | 278                 |
| 34 1920 to 1929 .....                           | 1 096                | 840           | 256          | ...                          | —            | 23                | 83          | 154                       | 61           | 14                 | 256                 |
| 35 1919 or earlier .....                        | 1 978                | 1 592         | 386          | ...                          | —            | 64                | 118         | 242                       | 58           | 59                 | 416                 |
| 36 Median .....                                 | <b>1962</b>          | <b>1961</b>   | <b>1969</b>  | ...                          | <b>1980</b>  | <b>1955</b>       | <b>1951</b> | <b>1955</b>               | <b>1961</b>  | <b>1978</b>        | <b>1961</b>         |
| <b>Metropolitan/Nonmetropolitan Areas</b>       |                      |               |              |                              |              |                   |             |                           |              |                    |                     |
| 37 Inside metropolitan statistical areas .....  | 15 583               | 12 187        | 3 395        | 402                          | 773          | 294               | 534         | 1 625                     | 919          | 662                | 2 859               |
| 38 In central cities .....                      | 5 874                | 4 064         | 1 810        | 76                           | 109          | 153               | 285         | 1 143                     | 465          | 238                | 1 294               |
| 39 Suburbs .....                                | 9 708                | 8 123         | 1 586        | 327                          | 664          | 141               | 248         | 482                       | 455          | 424                | 1 565               |
| 40 Outside metropolitan statistical areas ..... | 5 840                | 5 009         | 831          | 193                          | 588          | 139               | 288         | 376                       | 103          | 242                | 1 256               |
| <b>Regions</b>                                  |                      |               |              |                              |              |                   |             |                           |              |                    |                     |
| 41 Northeast .....                              | 4 664                | 3 344         | 1 320        | 61                           | 145          | 97                | 107         | 418                       | 168          | 146                | 800                 |
| 42 Midwest .....                                | 5 157                | 4 238         | 919          | 103                          | 204          | 111               | 86          | 367                       | 65           | 216                | 846                 |
| 43 South .....                                  | 7 561                | 6 399         | 1 162        | 276                          | 608          | 136               | 540         | 1 071                     | 420          | 330                | 1 825               |
| 44 West .....                                   | 4 041                | 3 215         | 826          | 157                          | 404          | 89                | 89          | 146                       | 369          | 212                | 644                 |
| <b>Urbanized Areas</b>                          |                      |               |              |                              |              |                   |             |                           |              |                    |                     |
| 45 Inside urbanized areas .....                 | ...                  | ...           | ...          | ...                          | ...          | ...               | ...         | ...                       | ...          | ...                | ...                 |
| 46 In central cities of MSAs .....              | ...                  | ...           | ...          | ...                          | ...          | ...               | ...         | ...                       | ...          | ...                | ...                 |
| 47 Urban fringe .....                           | ...                  | ...           | ...          | ...                          | ...          | ...               | ...         | ...                       | ...          | ...                | ...                 |
| 48 Outside urbanized areas .....                | ...                  | ...           | ...          | ...                          | ...          | ...               | ...         | ...                       | ...          | ...                | ...                 |
| 49 Other urban .....                            | ...                  | ...           | ...          | ...                          | ...          | ...               | ...         | ...                       | ...          | ...                | ...                 |
| 50 Rural .....                                  | ...                  | ...           | ...          | ...                          | ...          | ...               | ...         | ...                       | ...          | ...                | ...                 |
| <b>Place Size</b>                               |                      |               |              |                              |              |                   |             |                           |              |                    |                     |
| 51 Less than 2,500 persons .....                | 1 291                | 1 071         | 220          | 46                           | 91           | 32                | 52          | 52                        | 23           | 52                 | 268                 |
| 52 2,500 to 9,999 persons .....                 | 2 361                | 1 955         | 406          | 50                           | 146          | 44                | 90          | 105                       | 96           | 93                 | 434                 |
| 53 10,000 to 19,999 persons .....               | 1 985                | 1 570         | 415          | 23                           | 81           | 37                | 69          | 142                       | 66           | 71                 | 348                 |
| 54 20,000 to 49,999 persons .....               | 2 783                | 2 186         | 597          | 40                           | 92           | 59                | 58          | 213                       | 140          | 133                | 456                 |
| 55 50,000 to 99,999 persons .....               | 1 783                | 1 333         | 450          | 25                           | 64           | 43                | 57          | 119                       | 138          | 86                 | 357                 |
| 56 100,000 to 249,999 persons .....             | 1 341                | 981           | 359          | 25                           | 29           | 10                | 55          | 216                       | 111          | 64                 | 276                 |
| 57 250,000 to 499,999 persons .....             | 935                  | 646           | 290          | 20                           | 17           | 18                | 38          | 154                       | 94           | 44                 | 181                 |
| 58 500,000 to 999,999 persons .....             | 860                  | 609           | 250          | 9                            | 16           | 21                | 60          | 218                       | 58           | 15                 | 208                 |
| 59 1,000,000 persons or more .....              | 1 298                | 736           | 563          | 7                            | 4            | 54                | 74          | 400                       | 135          | 53                 | 340                 |

<sup>1</sup>For mobile homes, oldest category is 1939 or earlier.

| Total occupied units | In MSAs        |         | Outside MSAs | Urban  |              | Rural |         |              | Regions   |         |       |       |    |
|----------------------|----------------|---------|--------------|--------|--------------|-------|---------|--------------|-----------|---------|-------|-------|----|
|                      | Central cities | Suburbs |              | Total  | Outside MSAs | Total | Suburbs | Outside MSAs | Northeast | Midwest | South | West  |    |
| 21 423               | 5 874          | 9 708   | 5 840        | 14 958 | 2 166        | 6 465 | 2 764   | 3 674        | 4 664     | 5 157   | 7 561 | 4 041 | 1  |
| 17 196               | 4 064          | 8 123   | 5 009        | 11 335 | 1 729        | 5 861 | 2 554   | 3 280        | 3 344     | 4 238   | 6 399 | 3 215 | 2  |
| 80.3                 | 69.2           | 83.7    | 85.8         | 75.8   | 79.8         | 90.7  | 92.4    | 89.3         | 71.7      | 82.2    | 84.6  | 8.0   | 3  |
| 4 227                | 1 810          | 1 586   | 831          | 3 623  | 438          | 604   | 210     | 394          | 1 320     | 919     | 1 162 | 826   | 4  |
| 18 942               | 4 509          | 9 025   | 5 407        | 12 882 | 1 995        | 6 060 | 2 629   | 3 413        | 4 178     | 4 742   | 6 407 | 3 615 | 5  |
| 18 072               | 4 128          | 8 632   | 5 312        | 12 104 | 1 938        | 5 968 | 2 575   | 3 374        | 4 054     | 4 689   | 6 023 | 3 305 | 6  |
| 870                  | 381            | 393     | 96           | 778    | 57           | 92    | 53      | 39           | 124       | 52      | 384   | 309   | 7  |
| 2 001                | 1 143          | 482     | 376          | 1 650  | 147          | 351   | 114     | 229          | 418       | 367     | 1 071 | 146   | 8  |
| 80                   | 14             | 22      | 44           | 51     | 20           | 29    | 5       | 24           | 9         | 11      | 22    | 38    | 9  |
| 253                  | 121            | 127     | 4            | 242    | —            | 11    | 7       | 4            | 24        | 16      | 26    | 186   | 10 |
| 147                  | 87             | 52      | 8            | 133    | 4            | 14    | 10      | 4            | 35        | 21      | 34    | 56    | 11 |
| 1 022                | 465            | 455     | 103          | 924    | 61           | 98    | 56      | 42           | 168       | 65      | 420   | 369   | 12 |
| 14 715               | 3 379          | 6 727   | 4 608        | 9 581  | 1 633        | 5 133 | 2 134   | 2 976        | 2 655     | 3 775   | 5 602 | 2 682 | 13 |
| 1 212                | 472            | 620     | 120          | 1 043  | 69           | 169   | 115     | 52           | 398       | 194     | 373   | 247   | 14 |
| 1 205                | 522            | 495     | 187          | 1 063  | 124          | 142   | 78      | 64           | 472       | 275     | 266   | 192   | 15 |
| 570                  | 213            | 267     | 91           | 500    | 50           | 70    | 30      | 40           | 163       | 155     | 157   | 95    | 16 |
| 512                  | 200            | 253     | 58           | 457    | 31           | 55    | 28      | 27           | 141       | 113     | 154   | 103   | 17 |
| 636                  | 282            | 240     | 114          | 575    | 79           | 61    | 26      | 35           | 196       | 169     | 146   | 126   | 18 |
| 1 212                | 696            | 443     | 72           | 1 202  | 68           | 10    | 5       | 4            | 495       | 271     | 254   | 192   | 19 |
| 1 362                | 109            | 664     | 588          | 538    | 113          | 824   | 348     | 476          | 145       | 204     | 608   | 404   | 20 |
| 192                  | 120            | 65      | 6            | 175    | —            | 17    | 11      | 6            | 132       | 13      | 27    | 21    | 21 |
| 1 248                | 363            | 787     | 98           | 1 079  | 60           | 170   | 129     | 39           | 218       | 273     | 481   | 277   | 22 |
| —                    | —              | —       | —            | —      | —            | —     | —       | —            | —         | —       | —     | —     | 23 |
| 781                  | 95             | 418     | 268          | 368    | 51           | 413   | 196     | 217          | 78        | 172     | 336   | 196   | 24 |
| 896                  | 132            | 500     | 264          | 518    | 78           | 378   | 189     | 186          | 92        | 245     | 334   | 225   | 25 |
| 1 126                | 208            | 624     | 295          | 646    | 79           | 481   | 260     | 216          | 201       | 209     | 448   | 268   | 26 |
| 1 084                | 234            | 558     | 292          | 726    | 111          | 358   | 170     | 181          | 160       | 209     | 496   | 220   | 27 |
| 1 928                | 374            | 959     | 595          | 1 220  | 188          | 708   | 299     | 407          | 292       | 404     | 740   | 492   | 28 |
| 2 099                | 474            | 1 039   | 586          | 1 448  | 229          | 650   | 290     | 358          | 341       | 410     | 881   | 467   | 29 |
| 3 689                | 996            | 1 864   | 829          | 2 749  | 370          | 941   | 479     | 460          | 690       | 810     | 1 461 | 729   | 30 |
| 3 707                | 1 115          | 1 795   | 797          | 2 916  | 338          | 791   | 332     | 459          | 840       | 1 036   | 1 193 | 638   | 31 |
| 1 869                | 623            | 741     | 504          | 1 413  | 206          | 456   | 156     | 298          | 398       | 405     | 706   | 359   | 32 |
| 1 170                | 495            | 319     | 356          | 849    | 134          | 321   | 95      | 222          | 306       | 282     | 379   | 203   | 33 |
| 1 096                | 470            | 332     | 294          | 820    | 107          | 275   | 88      | 187          | 428       | 299     | 245   | 124   | 34 |
| 1 978                | 657            | 560     | 760          | 1 284  | 276          | 694   | 209     | 484          | 838       | 677     | 341   | 121   | 35 |
| 1962                 | 1956           | 1966    | 1963         | 1961   | 1961         | 1967  | 1970    | 1964         | 1954      | 1959    | 1966  | 1968  | 36 |
| 15 583               | 5 874          | 9 708   | ...          | 12 791 | ...          | 2 791 | 2 764   | ...          | 3 956     | 3 300   | 5 076 | 3 250 | 37 |
| 5 874                | 5 874          | ...     | ...          | 5 847  | ...          | ...   | ...     | ...          | 1 386     | 1 268   | 1 916 | 1 304 | 38 |
| 9 708                | ...            | 9 708   | ...          | 6 944  | ...          | 2 764 | 2 764   | ...          | 2 570     | 2 032   | 3 161 | 1 946 | 39 |
| 5 840                | ...            | ...     | 5 840        | 2 166  | 2 166        | 3 674 | ...     | 3 674        | 708       | 1 856   | 2 485 | 792   | 40 |
| 4 664                | 1 386          | 2 570   | 708          | 3 566  | 218          | 1 098 | 608     | 490          | 4 664     | ...     | ...   | ...   | 41 |
| 5 157                | 1 268          | 2 032   | 1 856        | 3 535  | 737          | 1 622 | 503     | 1 119        | ...       | 5 157   | ...   | ...   | 42 |
| 7 561                | 1 916          | 3 161   | 2 485        | 4 606  | 789          | 2 955 | 1 237   | 1 696        | ...       | ...     | 7 561 | ...   | 43 |
| 4 041                | 1 304          | 1 946   | 792          | 3 251  | 422          | 790   | 416     | 369          | ...       | ...     | ...   | 4 041 | 44 |
| ...                  | ...            | ...     | ...          | ...    | ...          | ...   | ...     | ...          | ...       | ...     | ...   | ...   | 45 |
| ...                  | ...            | ...     | ...          | ...    | ...          | ...   | ...     | ...          | ...       | ...     | ...   | ...   | 46 |
| ...                  | ...            | ...     | ...          | ...    | ...          | ...   | ...     | ...          | ...       | ...     | ...   | ...   | 47 |
| ...                  | ...            | ...     | ...          | ...    | ...          | ...   | ...     | ...          | ...       | ...     | ...   | ...   | 48 |
| ...                  | ...            | ...     | ...          | ...    | ...          | ...   | ...     | ...          | ...       | ...     | ...   | ...   | 49 |
| ...                  | ...            | ...     | ...          | ...    | ...          | ...   | ...     | ...          | ...       | ...     | ...   | ...   | 50 |
| 1 291                | —              | 478     | 813          | 138    | 2            | 1 153 | 342     | 811          | 232       | 491     | 450   | 119   | 51 |
| 2 361                | —              | 1 356   | 1 005        | 2 350  | 1 001        | 10    | 6       | 4            | 513       | 632     | 826   | 389   | 52 |
| 1 985                | 33             | 1 294   | 658          | 1 976  | 658          | 9     | 2       | —            | 415       | 624     | 672   | 274   | 53 |
| 2 783                | 702            | 1 612   | 469          | 2 767  | 467          | 16    | 8       | 3            | 572       | 756     | 787   | 668   | 54 |
| 1 783                | 900            | 884     | —            | 1 776  | —            | 7     | 4       | —            | 488       | 444     | 357   | 494   | 55 |
| 1 341                | 1 147          | 194     | —            | 1 336  | —            | 5     | —       | —            | 203       | 269     | 487   | 381   | 56 |
| 935                  | 935            | —       | —            | 931    | —            | 5     | —       | —            | 90        | 180     | 348   | 318   | 57 |
| 860                  | 860            | —       | —            | 857    | —            | 2     | —       | —            | 45        | 172     | 414   | 229   | 58 |
| 1 298                | 1 298          | —       | —            | 1 298  | —            | —     | —       | —            | 731       | 244     | 106   | 217   | 59 |

**Table 7-2. Height and Condition of Building—Occupied Units With Elderly Householder**

[Numbers in thousands. Consistent with the 1990 Census. ... means not applicable or sample too small. — means zero or rounds to zero]

|          | Characteristics   | Total occupied units | Tenure        |              | Housing unit characteristics |              |                   |            | Household characteristics |              |                    |                     |
|----------|---|----------------------|---------------|--------------|------------------------------|--------------|-------------------|------------|---------------------------|--------------|--------------------|---------------------|
|          |   |                      | Owner         | Renter       | New construction 4 years     | Mobile homes | Physical problems |            | Black                     | Hispanic     | Moved in past year | Below poverty level |
|          |   |                      |               |              |                              |              | Severe            | Moderate   |                           |              |                    |                     |
| <b>1</b> | <b>Total</b> .....  | <b>21 423</b>        | <b>17 196</b> | <b>4 227</b> | <b>595</b>                   | <b>1 362</b> | <b>432</b>        | <b>822</b> | <b>2 001</b>              | <b>1 022</b> | <b>904</b>         | <b>4 115</b>        |
|          | <b>Stories in Structure<sup>1</sup></b>                   |                      |               |              |                              |              |                   |            |                           |              |                    |                     |
| 2        | 1 .....   | 8 370                | 7 253         | 1 117        | 211                          | ...          | 169               | 479        | 889                       | 568          | 300                | 1 803               |
| 3        | 2 .....   | 6 297                | 5 109         | 1 188        | 146                          | ...          | 135               | 149        | 381                       | 213          | 260                | 989                 |
| 4        | 3 .....   | 3 662                | 2 891         | 771          | 53                           | ...          | 49                | 59         | 359                       | 87           | 129                | 557                 |
| 5        | 4 to 6 .....  | 1 039                | 533           | 506          | 16                           | ...          | 29                | 55         | 151                       | 77           | 62                 | 228                 |
| 6        | 7 or more .....   | 693                  | 155           | 538          | 1                            | ...          | 29                | 45         | 146                       | 54           | 54                 | 210                 |
|          | <b>Stories Between Main and Apartment Entrances</b>       |                      |               |              |                              |              |                   |            |                           |              |                    |                     |
| 7        | Multiunits, 2 or more floors .....                        | 3 534                | 964           | 2 570        | 85                           | ...          | 115               | 186        | 450                       | 257          | 349                | 884                 |
| 8        | None (on same floor) .....                                | 1 101                | 357           | 744          | 33                           | ...          | 22                | 36         | 109                       | 63           | 118                | 213                 |
| 9        | 1 (up or down) .....                                      | 764                  | 511           | 553          | 30                           | ...          | 26                | 51         | 90                        | 56           | 103                | 199                 |
| 10       | 2 or more (up or down) .....                              | 1 669                | 396           | 1 273        | 22                           | ...          | 67                | 99         | 251                       | 139          | 129                | 472                 |
|          | <b>Common Stairways</b>                                   |                      |               |              |                              |              |                   |            |                           |              |                    |                     |
| 11       | Multiunits, 2 or more floors .....                        | 3 534                | 964           | 2 570        | 85                           | ...          | 115               | 186        | 450                       | 257          | 349                | 884                 |
| 12       | No common stairways .....                                 | 229                  | 73            | 156          | 11                           | ...          | 2                 | 5          | 16                        | 15           | 24                 | 33                  |
| 13       | With common stairways .....                               | 3 173                | 859           | 2 314        | 74                           | ...          | 110               | 170        | 418                       | 234          | 316                | 799                 |
| 14       | No loose steps .....                                      | 2 774                | 766           | 2 008        | 59                           | ...          | 88                | 140        | 347                       | 180          | 255                | 665                 |
| 15       | Railings not loose .....                                  | 2 297                | 614           | 1 684        | 41                           | ...          | 71                | 110        | 295                       | 146          | 210                | 540                 |
| 16       | Railings loose .....                                      | 393                  | 132           | 260          | 18                           | ...          | 16                | 27         | 37                        | 28           | 39                 | 90                  |
| 17       | No railings .....   | 59                   | 15            | 44           | —                            | ...          | 1                 | —          | 9                         | 6            | 2                  | 18                  |
| 18       | Status of railings not reported .....                     | 25                   | 5             | 20           | —                            | ...          | —                 | 3          | 7                         | —            | 3                  | 17                  |
| 19       | Loose steps .....   | 399                  | 93            | 306          | 15                           | ...          | 22                | 30         | 71                        | 54           | 61                 | 135                 |
| 20       | Railings not loose .....                                  | 358                  | 90            | 268          | 15                           | ...          | 17                | 12         | 62                        | 50           | 58                 | 123                 |
| 21       | Railings loose .....                                      | 32                   | 3             | 29           | —                            | ...          | 3                 | 16         | 8                         | 4            | —                  | 10                  |
| 22       | No railings .....   | 6                    | —             | 6            | —                            | ...          | 2                 | 2          | —                         | —            | —                  | 2                   |
| 23       | Status of railings not reported .....                     | 3                    | —             | 3            | —                            | ...          | —                 | —          | —                         | —            | 3                  | —                   |
| 24       | Status of stairways not reported .....                    | 132                  | 33            | 99           | —                            | ...          | 2                 | 12         | 17                        | 8            | 10                 | 51                  |
|          | <b>Light Fixtures in Public Halls</b>                     |                      |               |              |                              |              |                   |            |                           |              |                    |                     |
| 25       | 2 or more units in structure .....                        | 4 134                | 1 095         | 3 039        | 95                           | ...          | 131               | 234        | 514                       | 309          | 414                | 1 093               |
| 26       | No public halls .....                                     | 538                  | 153           | 385          | 22                           | ...          | 12                | 26         | 49                        | 50           | 61                 | 137                 |
| 27       | No light fixtures in public halls .....                   | 71                   | 19            | 53           | —                            | ...          | 3                 | 10         | 12                        | —            | 8                  | 16                  |
| 28       | All in working order .....                                | 3 165                | 822           | 2 342        | 62                           | ...          | 102               | 165        | 418                       | 232          | 328                | 824                 |
| 29       | Some in working order .....                               | 37                   | 2             | 35           | —                            | ...          | 5                 | 4          | 5                         | 5            | 2                  | 10                  |
| 30       | None in working order .....                               | 177                  | 57            | 119          | 10                           | ...          | 7                 | 22         | 14                        | 15           | 13                 | 47                  |
| 31       | Not reported .....  | 147                  | 42            | 105          | —                            | ...          | 2                 | 9          | 17                        | 7            | 2                  | 59                  |
|          | <b>Elevator on Floor</b>                                  |                      |               |              |                              |              |                   |            |                           |              |                    |                     |
| 32       | Multiunits, 2 or more floors .....                        | 3 534                | 964           | 2 570        | 85                           | ...          | 115               | 186        | 450                       | 257          | 349                | 884                 |
| 33       | With 1 or more elevators working .....                    | 1 426                | 359           | 1 068        | 39                           | ...          | 45                | 83         | 163                       | 119          | 133                | 361                 |
| 34       | With elevator, none in working condition .....            | 96                   | 10            | 86           | 7                            | ...          | 9                 | 3          | 21                        | —            | 8                  | 32                  |
| 35       | No elevator .....   | 2 011                | 595           | 1 416        | 40                           | ...          | 61                | 100        | 266                       | 138          | 209                | 490                 |
| 36       | Units 3 or more floors from main entrance .....           | 162                  | 19            | 143          | —                            | ...          | 11                | 15         | 43                        | 16           | 10                 | 54                  |
|          | <b>Foundation</b>   |                      |               |              |                              |              |                   |            |                           |              |                    |                     |
| 37       | 1 unit bldg. excl. mobile homes .....                     | 15 927               | 14 846        | 1 081        | 333                          | ...          | 281               | 552        | 1 413                     | 690          | 391                | 2 694               |
| 38       | With basement under all of building .....                 | 5 405                | 5 145         | 260          | 56                           | ...          | 75                | 53         | 427                       | 77           | 64                 | 765                 |
| 39       | With basement under part of building .....                | 1 832                | 1 741         | 91           | 23                           | ...          | 30                | 34         | 107                       | 52           | 28                 | 202                 |
| 40       | With crawl space .....                                    | 4 553                | 4 194         | 360          | 73                           | ...          | 96                | 338        | 547                       | 214          | 101                | 955                 |
| 41       | On concrete slab .....                                    | 4 003                | 3 648         | 355          | 174                          | ...          | 75                | 115        | 328                       | 339          | 187                | 738                 |
| 42       | Other .....   | 133                  | 118           | 16           | 8                            | ...          | 5                 | 13         | 4                         | 8            | 11                 | 35                  |
|          | <b>External Building Conditions<sup>2</sup></b>           |                      |               |              |                              |              |                   |            |                           |              |                    |                     |
| 43       | Sagging roof .....  | 341                  | 270           | 71           | 1                            | 21           | 23                | 61         | 62                        | 25           | 13                 | 94                  |
| 44       | Missing roofing material .....                            | 661                  | 526           | 135          | 3                            | 38           | 43                | 81         | 102                       | 42           | 24                 | 181                 |
| 45       | Hole in roof .....  | 296                  | 238           | 58           | —                            | 20           | 29                | 74         | 74                        | 18           | 9                  | 85                  |
| 46       | Missing bricks, siding, other outside wall material ..... | 310                  | 224           | 86           | —                            | 7            | 34                | 51         | 65                        | 32           | 13                 | 82                  |
| 47       | Sloping outside walls .....                               | 194                  | 139           | 55           | —                            | 16           | 25                | 33         | 46                        | 18           | 10                 | 65                  |
| 48       | Boarded up windows .....                                  | 118                  | 64            | 54           | —                            | 2            | 12                | 35         | 29                        | 9            | 5                  | 45                  |
| 49       | Broken windows .....                                      | 495                  | 390           | 106          | 4                            | 39           | 26                | 69         | 82                        | 39           | 25                 | 129                 |
| 50       | Bars on windows .....                                     | 1 050                | 769           | 281          | 3                            | 5            | 22                | 68         | 342                       | 188          | 40                 | 231                 |
| 51       | Foundation crumbling or has open crack or hole .....      | 417                  | 338           | 78           | 7                            | 6            | 26                | 44         | 69                        | 16           | 12                 | 81                  |
| 52       | None of the above .....                                   | 17 750               | 14 575        | 3 175        | 567                          | 1 220        | 309               | 505        | 1 302                     | 668          | 755                | 3 262               |
| 53       | Not reported .....  | 464                  | 369           | 95           | 13                           | 23           | 9                 | 15         | 49                        | 22           | 10                 | 106                 |
|          | <b>Site Placement</b>                                     |                      |               |              |                              |              |                   |            |                           |              |                    |                     |
| 54       | Mobile homes .....  | 1 362                | 1 255         | 107          | 168                          | 1 362        | 21                | 36         | 74                        | 23           | 99                 | 328                 |
| 55       | First site .....  | 1 008                | 950           | 58           | 133                          | 1 008        | 13                | 13         | 51                        | 16           | 44                 | 230                 |
| 56       | Moved from another site .....                             | 214                  | 193           | 20           | 17                           | 214          | 7                 | 22         | 19                        | 4            | 11                 | 71                  |
| 57       | Don't know .....  | 70                   | 47            | 23           | 10                           | 70           | —                 | —          | —                         | 2            | 11                 | 12                  |
| 58       | Not reported .....  | 70                   | 65            | 6            | 8                            | 70           | —                 | —          | 4                         | 2            | 33                 | 15                  |
|          | <b>Previous Occupancy</b>                                 |                      |               |              |                              |              |                   |            |                           |              |                    |                     |
| 59       | Unit built 1990 or later .....                            | 1 677                | 1 334         | 343          | 595                          | 326          | 17                | 28         | 107                       | 79           | 244                | 297                 |
| 60       | Not previously occupied .....                             | 1 204                | 1 074         | 131          | 502                          | 268          | 11                | 14         | 54                        | 53           | 123                | 198                 |
| 61       | Not reported .....  | 16                   | 10            | 6            | 3                            | 3            | —                 | —          | 7                         | 4            | 2                  | 4                   |

<sup>1</sup>Figures exclude mobile homes.

<sup>2</sup>Figures may not add to total because more than one category may apply to a unit.

| Total occupied units | In MSAs        |              | Outside MSAs | Urban         |              | Rural        |              |              | Regions      |              |              |              |          |
|----------------------|----------------|--------------|--------------|---------------|--------------|--------------|--------------|--------------|--------------|--------------|--------------|--------------|----------|
|                      | Central cities | Suburbs      |              | Total         | Outside MSAs | Total        | Suburbs      | Outside MSAs | Northeast    | Midwest      | South        | West         |          |
| <b>21 423</b>        | <b>5 874</b>   | <b>9 708</b> | <b>5 840</b> | <b>14 958</b> | <b>2 166</b> | <b>6 465</b> | <b>2 764</b> | <b>3 674</b> | <b>4 664</b> | <b>5 157</b> | <b>7 561</b> | <b>4 041</b> | <b>1</b> |
| 8 370                | 2 094          | 3 629        | 2 647        | 5 540         | 1 047        | 2 830        | 1 208        | 1 600        | 413          | 1 148        | 4 639        | 2 169        | 2        |
| 6 297                | 1 470          | 3 089        | 1 738        | 4 383         | 652          | 1 914        | 823          | 1 086        | 1 598        | 2 185        | 1 474        | 1 040        | 3        |
| 3 662                | 1 195          | 1 708        | 759          | 2 830         | 276          | 832          | 349          | 483          | 1 613        | 1 247        | 520          | 281          | 4        |
| 1 039                | 527            | 422          | 91           | 976           | 63           | 64           | 36           | 27           | 539          | 237          | 175          | 89           | 5        |
| 693                  | 479            | 196          | 18           | 691           | 16           | 2            | -            | 2            | 355          | 136          | 144          | 58           | 6        |
| 3 534                | 1 743          | 1 449        | 341          | 3 306         | 234          | 228          | 121          | 107          | 1 413        | 816          | 729          | 576          | 7        |
| 1 101                | 447            | 488          | 165          | 988           | 96           | 114          | 44           | 69           | 375          | 299          | 233          | 194          | 8        |
| 764                  | 357            | 338          | 69           | 690           | 37           | 73           | 42           | 31           | 294          | 168          | 157          | 145          | 9        |
| 1 669                | 939            | 623          | 107          | 1 628         | 100          | 41           | 34           | 7            | 744          | 349          | 339          | 237          | 10       |
| 3 534                | 1 743          | 1 449        | 341          | 3 306         | 234          | 228          | 121          | 107          | 1 413        | 816          | 729          | 576          | 11       |
| 229                  | 82             | 106          | 41           | 199           | 28           | 30           | 17           | 14           | 91           | 51           | 37           | 50           | 12       |
| 3 173                | 1 567          | 1 308        | 298          | 2 977         | 205          | 196          | 103          | 93           | 1 258        | 742          | 658          | 515          | 13       |
| 2 774                | 1 333          | 1 168        | 273          | 2 604         | 194          | 170          | 91           | 79           | 1 099        | 659          | 565          | 451          | 14       |
| 2 297                | 1 126          | 959          | 212          | 2 161         | 151          | 137          | 76           | 60           | 884          | 573          | 472          | 369          | 15       |
| 393                  | 164            | 179          | 49           | 364           | 35           | 29           | 15           | 14           | 187          | 68           | 73           | 65           | 16       |
| 59                   | 33             | 19           | 7            | 57            | 5            | 2            | -            | 2            | 12           | 12           | 20           | 14           | 17       |
| 25                   | 10             | 10           | 5            | 23            | 3            | 2            | -            | 2            | 17           | 5            | -            | 3            | 18       |
| 399                  | 234            | 140          | 25           | 373           | 10           | 26           | 11           | 15           | 158          | 83           | 93           | 64           | 19       |
| 358                  | 203            | 132          | 22           | 336           | 10           | 21           | 9            | 12           | 137          | 80           | 87           | 54           | 20       |
| 32                   | 25             | 3            | 3            | 29            | 1            | 2            | -            | 2            | 15           | 3            | 7            | 7            | 21       |
| 6                    | 2              | 4            | -            | 4             | -            | 2            | 2            | -            | 6            | -            | -            | -            | 22       |
| 3                    | 3              | -            | -            | 3             | -            | -            | -            | -            | -            | -            | -            | 3            | 23       |
| 132                  | 94             | 36           | 2            | 130           | 2            | 2            | 2            | -            | 65           | 22           | 34           | 11           | 24       |
| 4 134                | 1 914          | 1 698        | 523          | 3 795         | 352          | 339          | 167          | 171          | 1 467        | 983          | 977          | 708          | 25       |
| 538                  | 173            | 258          | 108          | 445           | 66           | 93           | 52           | 41           | 110          | 119          | 178          | 130          | 26       |
| 71                   | 34             | 23           | 14           | 61            | 3            | 11           | -            | 11           | 9            | 14           | 26           | 22           | 27       |
| 3 165                | 1 538          | 1 260        | 367          | 2 965         | 262          | 199          | 94           | 105          | 1 187        | 794          | 667          | 516          | 28       |
| 37                   | 16             | 19           | 2            | 35            | 2            | 2            | 2            | -            | 12           | 9            | 11           | 5            | 29       |
| 177                  | 64             | 83           | 30           | 146           | 15           | 31           | 17           | 14           | 77           | 27           | 53           | 19           | 30       |
| 147                  | 89             | 54           | 3            | 144           | 3            | 2            | 2            | -            | 70           | 19           | 42           | 15           | 31       |
| 3 534                | 1 743          | 1 449        | 341          | 3 306         | 234          | 228          | 121          | 107          | 1 413        | 816          | 729          | 576          | 32       |
| 1 426                | 751            | 586          | 89           | 1 392         | 72           | 34           | 17           | 18           | 556          | 347          | 305          | 218          | 33       |
| 96                   | 59             | 34           | 4            | 96            | 4            | -            | -            | -            | 42           | 17           | 15           | 22           | 34       |
| 2 011                | 934            | 829          | 248          | 1 817         | 159          | 194          | 104          | 89           | 815          | 452          | 408          | 335          | 35       |
| 162                  | 110            | 45           | 7            | 162           | 7            | -            | -            | -            | 90           | 25           | 35           | 12           | 36       |
| 15 927               | 3 851          | 7 347        | 4 729        | 10 624        | 1 701        | 5 303        | 2 249        | 3 027        | 3 052        | 3 970        | 5 975        | 2 930        | 37       |
| 5 405                | 1 370          | 2 618        | 1 417        | 3 847         | 549          | 1 557        | 690          | 868          | 2 095        | 2 215        | 741          | 353          | 38       |
| 1 832                | 348            | 845          | 640          | 1 093         | 195          | 740          | 293          | 444          | 465          | 710          | 436          | 222          | 39       |
| 4 553                | 1 027          | 1 718        | 1 808        | 2 705         | 612          | 1 848        | 642          | 1 196        | 1 173        | 682          | 2 485        | 1 213        | 40       |
| 4 003                | 1 088          | 2 103        | 812          | 2 917         | 333          | 1 087        | 593          | 479          | 298          | 336          | 2 257        | 1 113        | 41       |
| 133                  | 18             | 63           | 52           | 62            | 12           | 71           | 31           | 40           | 22           | 26           | 56           | 29           | 42       |
| 341                  | 110            | 132          | 99           | 227           | 39           | 113          | 53           | 61           | 65           | 71           | 133          | 71           | 43       |
| 661                  | 185            | 274          | 202          | 440           | 55           | 221          | 74           | 146          | 130          | 182          | 228          | 121          | 44       |
| 296                  | 99             | 99           | 98           | 203           | 38           | 93           | 33           | 60           | 54           | 90           | 109          | 43           | 45       |
| 310                  | 95             | 111          | 104          | 209           | 48           | 101          | 44           | 57           | 54           | 65           | 127          | 64           | 47       |
| 194                  | 63             | 61           | 70           | 134           | 26           | 61           | 16           | 45           | 46           | 24           | 77           | 46           | 47       |
| 118                  | 47             | 44           | 26           | 93            | 13           | 24           | 11           | 13           | 17           | 25           | 58           | 18           | 48       |
| 495                  | 153            | 180          | 163          | 321           | 45           | 175          | 57           | 117          | 102          | 95           | 178          | 120          | 49       |
| 1 050                | 727            | 262          | 61           | 984           | 31           | 65           | 36           | 30           | 219          | 109          | 404          | 317          | 50       |
| 417                  | 125            | 143          | 149          | 289           | 61           | 128          | 40           | 88           | 66           | 127          | 147          | 77           | 51       |
| 17 750               | 4 306          | 8 341        | 5 104        | 12 114        | 1 911        | 5 636        | 2 418        | 3 192        | 3 801        | 4 446        | 6 249        | 3 255        | 52       |
| 464                  | 153            | 219          | 92           | 354           | 34           | 110          | 51           | 58           | 124          | 72           | 188          | 79           | 53       |
| 1 362                | 109            | 664          | 588          | 538           | 113          | 824          | 348          | 476          | 145          | 204          | 608          | 404          | 54       |
| 1 008                | 91             | 503          | 414          | 400           | 60           | 608          | 254          | 354          | 119          | 149          | 448          | 292          | 55       |
| 214                  | 10             | 79           | 126          | 61            | 33           | 152          | 60           | 93           | 12           | 38           | 125          | 38           | 56       |
| 70                   | 7              | 33           | 30           | 36            | 10           | 34           | 14           | 20           | 5            | 13           | 11           | 41           | 57       |
| 70                   | 2              | 49           | 19           | 40            | 10           | 30           | 21           | 9            | 8            | 4            | 24           | 34           | 58       |
| 1 677                | 227            | 918          | 532          | 886           | 129          | 791          | 385          | 403          | 169          | 416          | 670          | 421          | 59       |
| 1 204                | 134            | 659          | 411          | 547           | 79           | 657          | 323          | 332          | 134          | 275          | 506          | 290          | 60       |
| 16                   | 7              | 4            | 6            | 10            | -            | 7            | 1            | 6            | 1            | 1            | 14           | -            | 61       |

**Table 7-3. Size of Unit and Lot—Occupied Units With Elderly Householder**

[Numbers in thousands. Consistent with the 1990 Census. ... means not applicable or sample too small. – means zero or rounds to zero]

| Characteristics                       | Total occupied units | Tenure        |              | Housing unit characteristics |              |                   |              | Household characteristics |              |                    |                     |
|---------------------------------------|----------------------|---------------|--------------|------------------------------|--------------|-------------------|--------------|---------------------------|--------------|--------------------|---------------------|
|                                       |                      | Owner         | Renter       | New construction 4 years     | Mobile homes | Physical problems |              | Black                     | Hispanic     | Moved in past year | Below poverty level |
|                                       |                      |               |              |                              |              | Severe            | Moderate     |                           |              |                    |                     |
| <b>1 Total</b>                        | <b>21 423</b>        | <b>17 196</b> | <b>4 227</b> | <b>595</b>                   | <b>1 362</b> | <b>432</b>        | <b>822</b>   | <b>2 001</b>              | <b>1 022</b> | <b>904</b>         | <b>4 115</b>        |
| <b>Rooms</b>                          |                      |               |              |                              |              |                   |              |                           |              |                    |                     |
| 2 1 room                              | 62                   | –             | 62           | –                            | –            | 15                | 13           | 5                         | 7            | 7                  | 33                  |
| 3 2 rooms                             | 168                  | 18            | 151          | –                            | 2            | 16                | 26           | 20                        | 18           | 27                 | 75                  |
| 4 3 rooms                             | 1 989                | 355           | 1 634        | 61                           | 68           | 65                | 105          | 250                       | 181          | 202                | 614                 |
| 5 4 rooms                             | 3 819                | 2 565         | 1 254        | 114                          | 584          | 117               | 188          | 323                       | 174          | 248                | 922                 |
| 6 5 rooms                             | 5 377                | 4 696         | 682          | 150                          | 445          | 87                | 221          | 548                       | 279          | 181                | 1 073               |
| 7 6 rooms                             | 5 021                | 4 722         | 299          | 132                          | 194          | 93                | 165          | 481                       | 216          | 129                | 790                 |
| 8 7 rooms                             | 2 714                | 2 624         | 90           | 80                           | 54           | 26                | 49           | 192                       | 65           | 65                 | 347                 |
| 9 8 rooms                             | 1 408                | 1 380         | 28           | 37                           | 12           | 13                | 33           | 128                       | 52           | 33                 | 155                 |
| 10 9 rooms                            | 492                  | 481           | 12           | 9                            | 2            | –                 | 14           | 19                        | 16           | 7                  | 56                  |
| 11 10 rooms or more                   | 372                  | 356           | 16           | 13                           | –            | 2                 | 9            | 35                        | 13           | 6                  | 51                  |
| <b>Rooms Used for Business</b>        |                      |               |              |                              |              |                   |              |                           |              |                    |                     |
| Business only                         |                      |               |              |                              |              |                   |              |                           |              |                    |                     |
| 12 1 or more rooms with direct access | 629                  | 530           | 98           | 18                           | 43           | 13                | 24           | 69                        | 26           | 23                 | 161                 |
| 13 1 or more rooms, no direct access  | 520                  | 467           | 53           | 11                           | 32           | 12                | 10           | 15                        | 22           | 5                  | 68                  |
| 14 Not reported                       | 44                   | 34            | 10           | –                            | 3            | –                 | 2            | 6                         | –            | 5                  | 5                   |
| Business and other use                |                      |               |              |                              |              |                   |              |                           |              |                    |                     |
| 15 1 or more rooms                    | 1 162                | 1 036         | 127          | 44                           | 62           | 20                | 41           | 94                        | 39           | 17                 | 159                 |
| 16 Not reported                       | 41                   | 32            | 9            | –                            | 3            | –                 | 2            | 6                         | –            | 5                  | 7                   |
| <b>Bedrooms</b>                       |                      |               |              |                              |              |                   |              |                           |              |                    |                     |
| 17 None                               | 129                  | 13            | 116          | –                            | –            | 22                | 18           | 12                        | 8            | 17                 | 51                  |
| 18 1                                  | 2 655                | 659           | 1 996        | 67                           | 105          | 103               | 156          | 328                       | 204          | 254                | 803                 |
| 19 2                                  | 6 815                | 5 310         | 1 505        | 179                          | 823          | 145               | 296          | 552                       | 312          | 340                | 1 424               |
| 20 3                                  | 8 940                | 8 438         | 503          | 298                          | 410          | 137               | 265          | 830                       | 402          | 256                | 1 424               |
| 21 4 or more                          | 2 883                | 2 777         | 107          | 52                           | 23           | 26                | 87           | 280                       | 95           | 38                 | 413                 |
| <b>Complete Bathrooms</b>             |                      |               |              |                              |              |                   |              |                           |              |                    |                     |
| 22 None                               | 169                  | 100           | 68           | 4                            | 10           | 101               | 16           | 38                        | 10           | 6                  | 75                  |
| 23 1                                  | 9 221                | 5 875         | 3 345        | 100                          | 505          | 220               | 567          | 1 169                     | 555          | 459                | 2 387               |
| 24 1 and one-half                     | 4 098                | 3 758         | 340          | 22                           | 173          | 107               | 84           | 336                       | 136          | 71                 | 596                 |
| 25 2 or more                          | 7 935                | 7 463         | 472          | 469                          | 674          | 4                 | 154          | 458                       | 322          | 368                | 1 057               |
| <b>Square Footage of Unit</b>         |                      |               |              |                              |              |                   |              |                           |              |                    |                     |
| Single detached and mobile homes      |                      |               |              |                              |              |                   |              |                           |              |                    |                     |
| 26 Less than 500                      | 16 077               | 15 203        | 874          | 436                          | 1 362        | 288               | 564          | 1 298                     | 650          | 387                | 2 786               |
| 27 500 to 749                         | 225                  | 189           | 35           | 13                           | 62           | 25                | 11           | 23                        | 24           | 6                  | 87                  |
| 28 750 to 999                         | 543                  | 464           | 79           | 12                           | 200          | 16                | 50           | 82                        | 31           | 18                 | 164                 |
| 29 1,000 to 1,499                     | 1 263                | 1 142         | 121          | 17                           | 356          | 39                | 88           | 120                       | 60           | 30                 | 319                 |
| 30 1,500 to 1,999                     | 4 256                | 4 000         | 257          | 97                           | 458          | 89                | 160          | 403                       | 184          | 92                 | 763                 |
| 31 2,000 to 2,499                     | 3 506                | 3 381         | 125          | 140                          | 157          | 49                | 77           | 207                       | 135          | 95                 | 504                 |
| 32 2,500 to 2,999                     | 2 271                | 2 221         | 50           | 45                           | 29           | 19                | 51           | 99                        | 54           | 42                 | 276                 |
| 33 3,000 to 3,999                     | 1 115                | 1 084         | 31           | 20                           | 6            | 4                 | 31           | 57                        | 30           | 17                 | 157                 |
| 34 4,000 or more                      | 947                  | 913           | 34           | 35                           | 2            | 16                | 20           | 50                        | 31           | 27                 | 113                 |
| 35 Not reported                       | 672                  | 652           | 20           | 20                           | 8            | 7                 | 19           | 58                        | 29           | 15                 | 87                  |
| 36 Not reported                       | 1 278                | 1 156         | 122          | 37                           | 85           | 23                | 57           | 198                       | 72           | 45                 | 315                 |
| 37 <b>Median</b>                      | <b>1 659</b>         | <b>1 682</b>  | <b>1 274</b> | <b>1 714</b>                 | <b>1 023</b> | <b>1 289</b>      | <b>1 327</b> | <b>1 402</b>              | <b>1 473</b> | <b>1 632</b>       | <b>1 436</b>        |
| <b>Lot Size<sup>1</sup></b>           |                      |               |              |                              |              |                   |              |                           |              |                    |                     |
| 38 Less than one-eighth acre          | 2 505                | 2 235         | 270          | 74                           | 472          | 40                | 87           | 276                       | 130          | 90                 | 514                 |
| 39 One-eighth up to one-quarter acre  | 5 320                | 4 939         | 381          | 138                          | 303          | 95                | 190          | 576                       | 328          | 161                | 890                 |
| 40 One-quarter up to one-half acre    | 2 524                | 2 405         | 119          | 55                           | 64           | 41                | 36           | 150                       | 120          | 61                 | 358                 |
| 41 One-half up to one acre            | 2 190                | 2 081         | 109          | 35                           | 130          | 33                | 54           | 172                       | 42           | 51                 | 381                 |
| 42 1 up to 5 acres                    | 2 833                | 2 649         | 183          | 116                          | 264          | 48                | 164          | 238                       | 54           | 60                 | 565                 |
| 43 5 up to 10 acres                   | 494                  | 474           | 19           | 10                           | 68           | 14                | 13           | 28                        | 5            | 5                  | 81                  |
| 44 10 acres or more                   | 942                  | 890           | 52           | 34                           | 49           | 26                | 39           | 29                        | 8            | 21                 | 185                 |
| 45 <b>Median</b>                      | <b>.31</b>           | <b>.32</b>    | <b>.22</b>   | <b>.34</b>                   | <b>.21</b>   | <b>.33</b>        | <b>.35</b>   | <b>.23</b>                | <b>.21</b>   | <b>.23</b>         | <b>.31</b>          |
| <b>Persons per Room</b>               |                      |               |              |                              |              |                   |              |                           |              |                    |                     |
| 46 0.50 or less                       | 19 878               | 16 142        | 3 736        | 558                          | 1 281        | 375               | 726          | 1 697                     | 763          | 812                | 3 753               |
| 47 0.51 to 1.00                       | 1 458                | 996           | 462          | 37                           | 76           | 44                | 88           | 282                       | 239          | 86                 | 324                 |
| 48 1.01 to 1.50                       | 75                   | 49            | 26           | –                            | 5            | 9                 | 4            | 20                        | 17           | 7                  | 34                  |
| 49 1.51 or more                       | 13                   | 9             | 3            | –                            | –            | 4                 | 4            | 2                         | 3            | –                  | 5                   |
| <b>Persons per Bedroom</b>            |                      |               |              |                              |              |                   |              |                           |              |                    |                     |
| 50 0.50 or less                       | 8 863                | 7 700         | 1 163        | 160                          | 597          | 162               | 355          | 735                       | 230          | 243                | 1 864               |
| 51 0.51 to 1.00                       | 11 030               | 8 505         | 2 525        | 400                          | 677          | 205               | 389          | 1 020                     | 558          | 556                | 1 874               |
| 52 1.01 to 1.50                       | 631                  | 531           | 100          | 14                           | 38           | 5                 | 27           | 149                       | 75           | 30                 | 131                 |
| 53 1.51 or more                       | 770                  | 448           | 322          | 22                           | 49           | 39                | 32           | 86                        | 15           | 58                 | 196                 |
| 54 No bedrooms                        | 129                  | 13            | 116          | –                            | –            | 22                | 18           | 12                        | 8            | 17                 | 51                  |
| <b>Square Feet per Person</b>         |                      |               |              |                              |              |                   |              |                           |              |                    |                     |
| Single detached and mobile homes      |                      |               |              |                              |              |                   |              |                           |              |                    |                     |
| 55 Less than 200                      | 16 077               | 15 203        | 874          | 436                          | 1 362        | 288               | 564          | 1 298                     | 650          | 387                | 2 786               |
| 56 200 to 299                         | 149                  | 133           | 16           | 4                            | 9            | 21                | 12           | 31                        | 20           | 6                  | 54                  |
| 57 300 to 399                         | 287                  | 245           | 42           | 7                            | 71           | 12                | 18           | 57                        | 57           | 1                  | 72                  |
| 58 400 to 499                         | 539                  | 494           | 45           | 21                           | 109          | 13                | 41           | 94                        | 43           | 18                 | 129                 |
| 59 500 to 599                         | 774                  | 733           | 41           | 19                           | 150          | 23                | 29           | 76                        | 56           | 11                 | 121                 |
| 60 600 to 699                         | 880                  | 843           | 37           | 34                           | 107          | 13                | 23           | 86                        | 63           | 32                 | 128                 |
| 61 700 to 799                         | 1 274                | 1 200         | 74           | 30                           | 167          | 24                | 44           | 98                        | 51           | 37                 | 170                 |
| 62 800 to 899                         | 1 369                | 1 306         | 63           | 42                           | 205          | 17                | 44           | 97                        | 52           | 41                 | 259                 |
| 63 900 to 999                         | 955                  | 905           | 51           | 36                           | 99           | 17                | 37           | 64                        | 34           | 13                 | 137                 |
| 64 1,000 to 1,499                     | 1 110                | 1 063         | 47           | 36                           | 115          | 16                | 37           | 60                        | 34           | 34                 | 168                 |
| 65 1,500 or more                      | 3 751                | 3 578         | 173          | 82                           | 185          | 54                | 118          | 231                       | 77           | 67                 | 627                 |
| 66 Not reported                       | 3 709                | 3 546         | 164          | 88                           | 61           | 57                | 104          | 205                       | 90           | 82                 | 605                 |
| 67 Not reported                       | 1 278                | 1 156         | 122          | 37                           | 85           | 23                | 57           | 198                       | 72           | 45                 | 315                 |
| 68 <b>Median</b>                      | <b>1 008</b>         | <b>1 014</b>  | <b>917</b>   | <b>916</b>                   | <b>713</b>   | <b>862</b>        | <b>914</b>   | <b>815</b>                | <b>698</b>   | <b>934</b>         | <b>998</b>          |

<sup>1</sup>Does not include multiunits, cooperatives, or condominiums.

| Total occupied units | In MSAs        |              | Outside MSAs | Urban         |              | Rural        |              |              | Regions      |              |              |              |           |
|----------------------|----------------|--------------|--------------|---------------|--------------|--------------|--------------|--------------|--------------|--------------|--------------|--------------|-----------|
|                      | Central cities | Suburbs      |              | Total         | Outside MSAs | Total        | Suburbs      | Outside MSAs | Northeast    | Midwest      | South        | West         |           |
| <b>21 423</b>        | <b>5 874</b>   | <b>9 708</b> | <b>5 840</b> | <b>14 958</b> | <b>2 166</b> | <b>6 465</b> | <b>2 764</b> | <b>3 674</b> | <b>4 664</b> | <b>5 157</b> | <b>7 561</b> | <b>4 041</b> | <b>1</b>  |
| 62                   | 37             | 21           | 4            | 58            | -            | 4            | -            | 4            | 20           | 11           | 14           | 17           | 2         |
| 168                  | 109            | 31           | 29           | 154           | 17           | 14           | 2            | 11           | 42           | 31           | 52           | 43           | 3         |
| 1 989                | 862            | 803          | 324          | 1 753         | 189          | 236          | 101          | 135          | 683          | 456          | 466          | 384          | 4         |
| 3 819                | 991            | 1 678        | 1 150        | 2 662         | 482          | 1 157        | 487          | 668          | 760          | 962          | 1 426        | 672          | 5         |
| 5 377                | 1 321          | 2 403        | 1 653        | 3 561         | 582          | 1 816        | 739          | 1 072        | 915          | 1 380        | 2 059        | 1 023        | 6         |
| 5 021                | 1 382          | 2 240        | 1 399        | 3 342         | 473          | 1 679        | 744          | 926          | 1 095        | 1 142        | 1 826        | 958          | 7         |
| 2 714                | 644            | 1 333        | 737          | 1 859         | 252          | 855          | 363          | 485          | 637          | 642          | 937          | 498          | 8         |
| 1 408                | 322            | 746          | 340          | 978           | 109          | 430          | 197          | 231          | 312          | 348          | 482          | 266          | 9         |
| 492                  | 116            | 264          | 113          | 339           | 37           | 153          | 74           | 76           | 125          | 87           | 175          | 106          | 10        |
| 372                  | 91             | 189          | 91           | 250           | 26           | 122          | 56           | 66           | 75           | 99           | 124          | 75           | 11        |
| 629                  | 152            | 291          | 186          | 368           | 51           | 261          | 121          | 135          | 78           | 118          | 309          | 123          | 12        |
| 520                  | 115            | 263          | 143          | 332           | 37           | 188          | 82           | 106          | 88           | 134          | 148          | 150          | 13        |
| 44                   | 9              | 27           | 8            | 24            | -            | 20           | 12           | 8            | 7            | 3            | 26           | 8            | 14        |
| 1 162                | 299            | 514          | 349          | 735           | 87           | 427          | 165          | 262          | 203          | 280          | 392          | 288          | 15        |
| 41                   | 11             | 22           | 8            | 24            | -            | 17           | 9            | 8            | 7            | 3            | 28           | 2            | 16        |
| 129                  | 82             | 39           | 8            | 119           | 2            | 10           | 4            | 6            | 41           | 21           | 26           | 41           | 17        |
| 2 655                | 1 113          | 1 068        | 474          | 2 278         | 269          | 377          | 172          | 205          | 915          | 608          | 662          | 470          | 18        |
| 6 815                | 1 764          | 3 117        | 1 935        | 4 707         | 762          | 2 108        | 926          | 1 172        | 1 323        | 1 743        | 2 411        | 1 339        | 19        |
| 8 940                | 2 257          | 4 038        | 2 645        | 5 893         | 876          | 3 047        | 1 269        | 1 769        | 1 657        | 2 147        | 3 524        | 1 613        | 20        |
| 2 883                | 658            | 1 447        | 778          | 1 961         | 257          | 923          | 395          | 521          | 729          | 637          | 938          | 579          | 21        |
| 169                  | 57             | 50           | 62           | 88            | 10           | 80           | 29           | 52           | 44           | 23           | 82           | 20           | 22        |
| 9 221                | 2 973          | 3 436        | 2 811        | 6 544         | 1 107        | 2 676        | 967          | 1 705        | 2 462        | 2 472        | 2 911        | 1 376        | 23        |
| 4 098                | 995            | 2 018        | 1 086        | 2 935         | 403          | 1 163        | 476          | 683          | 1 067        | 1 303        | 1 090        | 639          | 24        |
| 7 935                | 1 850          | 4 204        | 1 882        | 5 390         | 646          | 2 546        | 1 292        | 1 235        | 1 092        | 1 360        | 3 477        | 2 007        | 25        |
| 16 077               | 3 489          | 7 391        | 5 197        | 10 120        | 1 746        | 5 957        | 2 482        | 3 451        | 2 800        | 3 980        | 6 211        | 3 086        | 26        |
| 225                  | 58             | 99           | 68           | 125           | 23           | 99           | 55           | 45           | 31           | 44           | 103          | 46           | 27        |
| 543                  | 91             | 215          | 237          | 277           | 83           | 265          | 110          | 154          | 95           | 139          | 229          | 80           | 28        |
| 1 263                | 269            | 468          | 526          | 724           | 152          | 539          | 165          | 375          | 164          | 307          | 561          | 231          | 29        |
| 4 256                | 897            | 1 863        | 1 497        | 2 619         | 520          | 1 638        | 659          | 977          | 611          | 988          | 1 759        | 899          | 30        |
| 3 506                | 722            | 1 673        | 1 111        | 2 197         | 386          | 1 309        | 577          | 725          | 541          | 774          | 1 389        | 803          | 31        |
| 2 271                | 497            | 1 126        | 647          | 1 501         | 224          | 770          | 344          | 423          | 450          | 603          | 819          | 400          | 32        |
| 1 115                | 236            | 564          | 314          | 702           | 72           | 413          | 163          | 243          | 230          | 308          | 377          | 200          | 33        |
| 947                  | 193            | 468          | 286          | 613           | 106          | 334          | 151          | 180          | 214          | 229          | 358          | 145          | 34        |
| 672                  | 186            | 277          | 209          | 467           | 80           | 205          | 77           | 129          | 167          | 164          | 239          | 102          | 35        |
| 1 278                | 339            | 638          | 301          | 894           | 101          | 384          | 181          | 200          | 297          | 424          | 378          | 180          | 36        |
| <b>1 659</b>         | <b>1 680</b>   | <b>1 719</b> | <b>1 554</b> | <b>1 697</b>  | <b>1 558</b> | <b>1 594</b> | <b>1 641</b> | <b>1 552</b> | <b>1 825</b> | <b>1 694</b> | <b>1 595</b> | <b>1 622</b> | <b>37</b> |
| 2 505                | 877            | 1 136        | 492          | 2 043         | 270          | 462          | 238          | 222          | 586          | 612          | 676          | 631          | 38        |
| 5 320                | 1 757          | 2 430        | 1 133        | 4 505         | 693          | 816          | 367          | 440          | 851          | 1 428        | 1 712        | 1 328        | 39        |
| 2 524                | 552            | 1 176        | 796          | 1 861         | 366          | 663          | 233          | 430          | 488          | 687          | 930          | 419          | 40        |
| 2 190                | 329            | 1 103        | 758          | 1 245         | 224          | 946          | 409          | 534          | 444          | 426          | 1 048        | 272          | 41        |
| 2 833                | 276            | 1 243        | 1 314        | 935           | 192          | 1 898        | 765          | 1 122        | 545          | 518          | 1 390        | 380          | 42        |
| 494                  | 30             | 236          | 228          | 89            | 18           | 404          | 195          | 209          | 76           | 91           | 248          | 78           | 43        |
| 942                  | 27             | 359          | 556          | 108           | 27           | 834          | 305          | 529          | 125          | 313          | 421          | 83           | 44        |
| <b>.31</b>           | <b>.20</b>     | <b>.31</b>   | <b>.64</b>   | <b>.22</b>    | <b>.24</b>   | <b>1.26</b>  | <b>1.05</b>  | <b>1.42</b>  | <b>.31</b>   | <b>.25</b>   | <b>.47</b>   | <b>-</b>     | <b>45</b> |
| 19 878               | 5 330          | 9 005        | 5 544        | 13 801        | 2 070        | 6 077        | 2 579        | 3 474        | 4 257        | 4 886        | 7 044        | 3 692        | 46        |
| 1 458                | 508            | 678          | 271          | 1 093         | 88           | 364          | 179          | 183          | 396          | 256          | 497          | 309          | 47        |
| 75                   | 28             | 23           | 24           | 52            | 8            | 22           | 7            | 15           | 11           | 14           | 20           | 30           | 48        |
| 13                   | 9              | 3            | 1            | 11            | -            | 1            | -            | 1            | 1            | 1            | -            | 11           | 49        |
| 8 863                | 2 259          | 3 931        | 2 673        | 6 169         | 1 082        | 2 694        | 1 090        | 1 591        | 1 729        | 2 229        | 3 288        | 1 617        | 50        |
| 11 030               | 3 068          | 5 080        | 2 882        | 7 634         | 981          | 3 396        | 1 484        | 1 901        | 2 470        | 2 645        | 3 824        | 2 090        | 51        |
| 631                  | 189            | 283          | 159          | 438           | 55           | 193          | 87           | 104          | 179          | 113          | 218          | 121          | 52        |
| 770                  | 276            | 375          | 119          | 598           | 47           | 172          | 99           | 72           | 245          | 148          | 205          | 172          | 53        |
| 129                  | 82             | 39           | 8            | 119           | 2            | 10           | 4            | 6            | 41           | 21           | 26           | 41           | 54        |
| 16 077               | 3 489          | 7 391        | 5 197        | 10 120        | 1 746        | 5 957        | 2 482        | 3 451        | 2 800        | 3 980        | 6 211        | 3 086        | 55        |
| 149                  | 47             | 52           | 50           | 101           | 16           | 48           | 14           | 34           | 22           | 24           | 61           | 42           | 56        |
| 287                  | 59             | 146          | 83           | 176           | 22           | 111          | 50           | 61           | 45           | 51           | 132          | 58           | 57        |
| 539                  | 98             | 265          | 176          | 305           | 55           | 233          | 112          | 121          | 77           | 109          | 237          | 115          | 58        |
| 774                  | 193            | 305          | 276          | 448           | 62           | 326          | 110          | 214          | 137          | 169          | 332          | 136          | 59        |
| 880                  | 193            | 421          | 265          | 563           | 84           | 317          | 136          | 181          | 161          | 177          | 374          | 169          | 60        |
| 1 274                | 255            | 602          | 416          | 744           | 130          | 530          | 240          | 286          | 181          | 339          | 458          | 295          | 61        |
| 1 369                | 246            | 596          | 527          | 798           | 151          | 571          | 194          | 375          | 212          | 294          | 566          | 298          | 62        |
| 955                  | 205            | 448          | 302          | 570           | 89           | 385          | 170          | 212          | 138          | 227          | 368          | 222          | 63        |
| 1 110                | 223            | 501          | 386          | 660           | 125          | 450          | 189          | 261          | 175          | 253          | 443          | 239          | 64        |
| 3 751                | 769            | 1 738        | 1 244        | 2 333         | 431          | 1 417        | 597          | 814          | 605          | 971          | 1 476        | 699          | 65        |
| 3 709                | 861            | 1 678        | 1 170        | 2 525         | 479          | 1 184        | 488          | 691          | 749          | 942          | 1 386        | 633          | 66        |
| 1 278                | 339            | 638          | 301          | 894           | 101          | 384          | 181          | 200          | 297          | 424          | 378          | 180          | 67        |
| <b>1 008</b>         | <b>1 036</b>   | <b>1 011</b> | <b>991</b>   | <b>1 053</b>  | <b>1 102</b> | <b>959</b>   | <b>966</b>   | <b>954</b>   | <b>1 084</b> | <b>1 069</b> | <b>988</b>   | <b>950</b>   | <b>68</b> |

**Table 7-4. Selected Equipment and Plumbing—Occupied Units With Elderly Householder**

[Numbers in thousands. Consistent with the 1990 Census. ... means not applicable or sample too small. – means zero or rounds to zero]

| Characteristics   | Total occupied units | Tenure        |              | Housing unit characteristics |              |                   |            | Household characteristics |              |                    |                     |
|---|----------------------|---------------|--------------|------------------------------|--------------|-------------------|------------|---------------------------|--------------|--------------------|---------------------|
|   |                      | Owner         | Renter       | New construction 4 years     | Mobile homes | Physical problems |            | Black                     | Hispanic     | Moved in past year | Below poverty level |
|   |                      |               |              |                              |              | Severe            | Moderate   |                           |              |                    |                     |
| <b>1 Total</b> .....  | <b>21 423</b>        | <b>17 196</b> | <b>4 227</b> | <b>595</b>                   | <b>1 362</b> | <b>432</b>        | <b>822</b> | <b>2 001</b>              | <b>1 022</b> | <b>904</b>         | <b>4 115</b>        |
| <b>Equipment<sup>1</sup></b>  |                      |               |              |                              |              |                   |            |                           |              |                    |                     |
| 2 Lacking complete kitchen facilities .....                             | 247                  | 88            | 159          | 6                            | 4            | 28                | 218        | 30                        | 15           | 28                 | 80                  |
| 3 With complete kitchen (sink, refrigerator, and oven or burners) ..... | 21 176               | 17 108        | 4 068        | 590                          | 1 358        | 404               | 603        | 1 972                     | 1 007        | 876                | 4 035               |
| 4 Kitchen sink .....  | 21 368               | 17 176        | 4 191        | 595                          | 1 362        | 409               | 789        | 1 993                     | 1 022        | 902                | 4 080               |
| 5 Refrigerator .....  | 21 356               | 17 159        | 4 197        | 590                          | 1 358        | 418               | 769        | 1 996                     | 1 020        | 890                | 4 088               |
| 6 Cooking stove or range .....  | 21 291               | 17 133        | 4 158        | 589                          | 1 355        | 412               | 775        | 1 987                     | 1 019        | 888                | 4 065               |
| 7 Burners, no stove or range .....                                      | 25                   | 18            | 7            | –                            | –            | –                 | –          | –                         | –            | –                  | –                   |
| 8 Microwave oven only .....   | 55                   | 20            | –            | –                            | –            | 4                 | 10         | –                         | –            | 14                 | 18                  |
| 9 Dishwasher .....  | 10 597               | 9 462         | 1 135        | 457                          | 579          | 90                | 176        | 360                       | 347          | 457                | 1 247               |
| 10 Washing machine .....  | 17 544               | 15 987        | 1 557        | 524                          | 1 171        | 242               | 571        | 1 376                     | 722          | 553                | 2 937               |
| 11 Clothes dryer .....  | 16 147               | 14 874        | 1 273        | 515                          | 1 076        | 206               | 444        | 1 037                     | 559          | 526                | 2 518               |
| 12 Disposal in kitchen sink .....                                       | 8 408                | 6 866         | 1 542        | 341                          | 342          | 101               | 128        | 332                       | 341          | 446                | 1 114               |
| 13 Trash compactor .....  | 753                  | 679           | 75           | 36                           | 16           | 5                 | 22         | 38                        | 41           | 28                 | 89                  |
| <b>Air conditioning:</b>  |                      |               |              |                              |              |                   |            |                           |              |                    |                     |
| 14 Central .....  | 11 216               | 9 622         | 1 594        | 510                          | 816          | 148               | 160        | 698                       | 456          | 561                | 1 803               |
| 15 Additional central .....   | 587                  | 535           | 53           | 37                           | 44           | 4                 | 6          | 36                        | 25           | 44                 | 92                  |
| 16 1 room unit .....  | 3 718                | 2 573         | 1 145        | 24                           | 224          | 102               | 261        | 490                       | 189          | 151                | 931                 |
| 17 2 room units .....   | 1 610                | 1 241         | 368          | 8                            | 63           | 33                | 160        | 237                       | 73           | 28                 | 342                 |
| 18 3 room units or more .....   | 602                  | 547           | 55           | 1                            | 15           | 4                 | 82         | 103                       | 30           | 5                  | 88                  |
| <b>Main Heating Equipment</b>   |                      |               |              |                              |              |                   |            |                           |              |                    |                     |
| 19 Warm-air furnace .....   | 12 531               | 10 780        | 1 751        | 426                          | 1 066        | 196               | 154        | 1 045                     | 465          | 487                | 2 130               |
| 20 Steam or hot water system .....                                      | 3 147                | 2 190         | 957          | 31                           | 6            | 75                | 95         | 348                       | 125          | 102                | 533                 |
| 21 Electric heat pump .....   | 1 981                | 1 627         | 354          | 109                          | 181          | 15                | 20         | 96                        | 119          | 159                | 363                 |
| 22 Built-in electric units .....  | 1 121                | 643           | 478          | 14                           | 17           | 19                | 32         | 56                        | 30           | 68                 | 219                 |
| 23 Floor, wall, or other built-in hot-air units without ducts .....     | 1 145                | 812           | 333          | 10                           | 27           | 38                | 28         | 128                       | 131          | 55                 | 309                 |
| 24 Room heaters with flue .....   | 488                  | 364           | 124          | 1                            | 7            | 25                | 18         | 100                       | 25           | 15                 | 194                 |
| 25 Room heaters without flue .....                                      | 466                  | 371           | 95           | –                            | 17           | 21                | 444        | 165                       | 57           | –                  | 198                 |
| 26 Portable electric heaters .....                                      | 111                  | 62            | 48           | –                            | 17           | –                 | 10         | 13                        | 24           | 1                  | 38                  |
| 27 Stoves .....   | 239                  | 206           | 33           | –                            | 12           | 29                | 5          | 31                        | 11           | –                  | 79                  |
| 28 Fireplaces with inserts .....  | 24                   | 23            | 2            | –                            | 1            | –                 | –          | 1                         | –            | –                  | 2                   |
| 29 Fireplaces without inserts .....                                     | 22                   | 22            | –            | –                            | 2            | –                 | –          | 6                         | –            | –                  | 11                  |
| 30 Other .....  | 53                   | 34            | 20           | 4                            | 6            | 6                 | 4          | 3                         | 9            | 8                  | 15                  |
| 31 Cooking stove .....  | 26                   | 21            | 5            | –                            | 2            | 3                 | –          | 2                         | 10           | 3                  | 7                   |
| 32 None .....   | 69                   | 41            | 27           | –                            | –            | 4                 | 9          | 6                         | 16           | 6                  | 16                  |
| <b>Other Heating Equipment<sup>1</sup></b>                              |                      |               |              |                              |              |                   |            |                           |              |                    |                     |
| 33 Warm-air furnace .....   | 193                  | 176           | 17           | 2                            | 16           | 2                 | 3          | 15                        | 7            | 1                  | 22                  |
| 34 Steam or hot water system .....                                      | 65                   | 51            | 14           | –                            | –            | 2                 | 2          | 9                         | 4            | 2                  | 4                   |
| 35 Electric heat pump .....   | 91                   | 82            | 9            | 4                            | 2            | –                 | 7          | 4                         | 3            | 7                  | 20                  |
| 36 Built-in electric units .....  | 666                  | 560           | 105          | 16                           | 26           | 8                 | 15         | 35                        | 29           | 33                 | 77                  |
| 37 Floor, wall, or other built-in hot-air units without ducts .....     | 109                  | 93            | 16           | 4                            | 5            | 3                 | 6          | 22                        | 3            | 1                  | 18                  |
| 38 Room heaters with flue .....   | 279                  | 251           | 28           | 7                            | 7            | 6                 | 55         | 12                        | 6            | 6                  | 70                  |
| 39 Room heaters without flue .....                                      | 470                  | 442           | 28           | –                            | 43           | 11                | 52         | 66                        | 5            | 10                 | 92                  |
| 40 Portable electric heaters .....                                      | 1 944                | 1 676         | 267          | 16                           | 176          | 46                | 97         | 175                       | 63           | 43                 | 336                 |
| 41 Stoves .....   | 976                  | 919           | 57           | 10                           | 44           | 29                | 29         | 65                        | 43           | 11                 | 146                 |
| 42 Fireplaces with inserts .....  | 760                  | 738           | 23           | 18                           | 26           | 17                | 13         | 43                        | 28           | 14                 | 68                  |
| 43 Fireplaces without inserts .....                                     | 575                  | 549           | 26           | 37                           | 20           | 5                 | 7          | 33                        | 32           | 14                 | 82                  |
| 44 Other .....  | 186                  | 164           | 22           | 4                            | 8            | –                 | –          | 10                        | 3            | 2                  | 29                  |
| 45 Cooking stove .....  | 213                  | 159           | 54           | –                            | 12           | 6                 | 10         | 42                        | 14           | –                  | 51                  |
| 46 None .....   | 16 053               | 12 386        | 3 667        | 488                          | 1 040        | 316               | 587        | 1 543                     | 792          | 779                | 3 284               |
| 47 Used as parallel heating equipment <sup>1</sup> .....                | 1 024                | 911           | 113          | 8                            | 29           | 29                | 40         | 85                        | 51           | 26                 | 182                 |
| 48 Warm-air furnace .....   | 82                   | 75            | 7            | 2                            | 10           | –                 | –          | 2                         | 4            | –                  | 11                  |
| 49 Steam or hot water system .....                                      | 25                   | 21            | 4            | –                            | –            | 2                 | –          | 3                         | –            | 2                  | 4                   |
| 50 Electric heat pump .....   | 33                   | 31            | 2            | –                            | –            | –                 | –          | 2                         | –            | –                  | 12                  |
| 51 Built-in electric units .....  | 272                  | 215           | 57           | –                            | 5            | 5                 | 7          | 12                        | 19           | 18                 | 33                  |
| 52 Floor, wall, or other built-in hot-air units without ducts .....     | 46                   | 44            | 2            | –                            | –            | 3                 | 4          | 4                         | –            | –                  | 10                  |
| 53 Room heaters with flue .....   | 118                  | 111           | 6            | –                            | 4            | 4                 | 7          | 22                        | 5            | –                  | 43                  |
| 54 Stoves .....   | 252                  | 242           | 10           | –                            | 9            | 11                | 11         | 17                        | 16           | 2                  | 40                  |
| 55 Fireplaces with inserts .....  | 117                  | 111           | 6            | 4                            | 1            | 4                 | 2          | 3                         | 7            | –                  | 17                  |
| 56 Fireplaces with no inserts .....                                     | 78                   | 71            | 8            | –                            | –            | –                 | –          | 6                         | 15           | 8                  | 17                  |
| 57 Cooking stove .....  | 17                   | 7             | 10           | –                            | –            | –                 | –          | 7                         | –            | –                  | 4                   |
| 58 Other .....  | 53                   | 46            | 6            | 2                            | –            | –                 | –          | 3                         | 5            | –                  | 12                  |
| 59 Used as supplemental heating equipment <sup>1</sup> .....            | 4 334                | 3 896         | 438          | 95                           | 306          | 92                | 184        | 372                       | 162          | 90                 | 645                 |
| 60 Warm-air furnace .....   | 73                   | 70            | 3            | –                            | 6            | 2                 | 2          | 9                         | –            | 1                  | 7                   |
| 61 Steam or hot water system .....                                      | 32                   | 23            | 9            | –                            | –            | –                 | –          | 5                         | 4            | –                  | –                   |
| 62 Electric heat pump .....   | 53                   | 50            | 3            | 4                            | 2            | –                 | 4          | –                         | 3            | 7                  | 6                   |
| 63 Built-in electric units .....  | 387                  | 343           | 45           | 16                           | 22           | 2                 | 8          | 21                        | 10           | 15                 | 40                  |
| 64 Floor, wall, or other built-in hot-air units without ducts .....     | 51                   | 38            | 13           | 4                            | 5            | –                 | 2          | 14                        | 3            | 1                  | 5                   |
| 65 Room heaters with flue .....   | 124                  | 112           | 12           | 7                            | 2            | 5                 | 8          | 28                        | 4            | 2                  | 21                  |
| 66 Room heaters without flue .....                                      | 470                  | 442           | 28           | –                            | 43           | 11                | 52         | 66                        | 5            | 10                 | 92                  |
| 67 Portable electric heaters .....                                      | 1 944                | 1 676         | 267          | 16                           | 176          | 46                | 97         | 175                       | 63           | 43                 | 336                 |
| 68 Stoves .....   | 720                  | 675           | 45           | 10                           | 35           | 18                | 47         | 26                        | 9            | 9                  | 105                 |
| 69 Fireplaces with inserts .....  | 497                  | 484           | 13           | 11                           | 22           | 8                 | 10         | 40                        | 17           | 11                 | 39                  |
| 70 Fireplaces with no inserts .....                                     | 496                  | 478           | 18           | 37                           | 20           | 5                 | 1          | 18                        | 25           | 11                 | 65                  |
| 71 Cooking stove .....  | 165                  | 125           | 40           | –                            | 12           | 6                 | 10         | 31                        | 11           | –                  | 37                  |
| 72 Other .....  | 129                  | 115           | 14           | 3                            | 8            | –                 | 3          | 4                         | 3            | –                  | 17                  |
| <b>Plumbing</b>   |                      |               |              |                              |              |                   |            |                           |              |                    |                     |
| 73 With all plumbing facilities .....                                   | 21 045               | 16 944        | 4 101        | 591                          | 1 343        | 54                | 822        | 1 940                     | 978          | 891                | 3 975               |
| 74 Lacking some or all plumbing facilities <sup>1</sup> .....           | 378                  | 252           | 126          | 4                            | 19           | 378               | –          | 61                        | 44           | 13                 | 140                 |
| 75 No hot piped water .....   | 86                   | 53            | 32           | –                            | 5            | 86                | –          | 25                        | 7            | 2                  | 49                  |
| 76 No bathtub and no shower .....                                       | 81                   | 51            | 30           | –                            | 3            | 81                | –          | 18                        | 3            | 2                  | 41                  |
| 77 No flush toilet .....  | 70                   | 46            | 25           | –                            | 3            | 70                | –          | 19                        | 3            | 2                  | 39                  |
| 78 No exclusive use .....   | 280                  | 189           | 91           | 4                            | 14           | 280               | –          | 36                        | 37           | 11                 | 86                  |

| Total occupied units | In MSAs        |              | Outside MSAs | Urban         |              | Rural        |              |              | Regions      |              |              |              |          |
|----------------------|----------------|--------------|--------------|---------------|--------------|--------------|--------------|--------------|--------------|--------------|--------------|--------------|----------|
|                      | Central cities | Suburbs      |              | Total         | Outside MSAs | Total        | Suburbs      | Outside MSAs | Northeast    | Midwest      | South        | West         |          |
| <b>21 423</b>        | <b>5 874</b>   | <b>9 708</b> | <b>5 840</b> | <b>14 958</b> | <b>2 166</b> | <b>6 465</b> | <b>2 764</b> | <b>3 674</b> | <b>4 664</b> | <b>5 157</b> | <b>7 561</b> | <b>4 041</b> | <b>1</b> |
| 247                  | 100            | 109          | 38           | 190           | 18           | 57           | 36           | 20           | 57           | 57           | 65           | 68           | 2        |
| 21 176               | 5 774          | 9 600        | 5 803        | 14 768        | 2 149        | 6 409        | 2 728        | 3 654        | 4 607        | 5 100        | 7 496        | 3 973        | 2        |
| 21 368               | 5 858          | 9 683        | 5 827        | 14 916        | 2 158        | 6 452        | 2 757        | 3 688        | 4 651        | 5 139        | 7 545        | 4 032        | 3        |
| 21 356               | 5 862          | 9 672        | 5 822        | 14 923        | 2 158        | 6 433        | 2 743        | 3 664        | 4 648        | 5 143        | 7 538        | 4 027        | 4        |
| 21 291               | 5 823          | 9 661        | 5 808        | 14 850        | 2 151        | 6 440        | 2 757        | 3 657        | 4 644        | 5 125        | 7 509        | 4 013        | 5        |
| 25                   | 11             | 6            | 4            | 18            | 4            | 7            | 2            | 5            | 8            | 13           | 4            | 7            | 6        |
| 55                   | 19             | 21           | 15           | 46            | 6            | 9            | —            | 2            | 6            | 6            | 36           | 11           | 7        |
| 10 597               | 2 417          | 5 717        | 2 463        | 7 484         | 927          | 3 112        | 1 558        | 1 535        | 2 094        | 2 146        | 3 825        | 2 532        | 8        |
| 17 544               | 4 180          | 8 196        | 5 168        | 11 672        | 1 842        | 5 872        | 2 518        | 3 326        | 3 475        | 4 247        | 6 469        | 3 353        | 9        |
| 16 147               | 3 664          | 7 710        | 4 774        | 10 693        | 1 708        | 5 454        | 2 361        | 3 066        | 3 067        | 4 102        | 5 811        | 3 166        | 10       |
| 8 408                | 2 350          | 4 423        | 1 635        | 6 732         | 853          | 1 676        | 881          | 782          | 1 001        | 2 211        | 2 595        | 2 600        | 11       |
| 753                  | 218            | 367          | 168          | 528           | 67           | 225          | 117          | 102          | 99           | 123          | 314          | 217          | 12       |
| 11 216               | 2 868          | 5 682        | 2 667        | 8 045         | 1 094        | 3 171        | 1 574        | 1 573        | 1 182        | 3 008        | 5 302        | 1 724        | 13       |
| 587                  | 149            | 277          | 161          | 388           | 62           | 199          | 99           | 98           | 37           | 84           | 369          | 98           | 14       |
| 3 718                | 1 064          | 1 423        | 1 231        | 2 444         | 419          | 1 274        | 463          | 811          | 1 233        | 1 050        | 948          | 488          | 15       |
| 1 610                | 514            | 668          | 428          | 1 179         | 174          | 431          | 178          | 253          | 670          | 300          | 556          | 85           | 16       |
| 602                  | 224            | 249          | 129          | 484           | 49           | 118          | 38           | 80           | 256          | 55           | 264          | 27           | 17       |
| 12 531               | 3 324          | 5 848        | 3 359        | 8 924         | 1 335        | 3 607        | 1 570        | 2 024        | 1 858        | 3 982        | 4 050        | 2 641        | 18       |
| 3 147                | 1 197          | 1 418        | 533          | 2 549         | 219          | 599          | 285          | 313          | 2 234        | 535          | 217          | 161          | 19       |
| 1 981                | 454            | 1 088        | 438          | 1 230         | 122          | 752          | 421          | 317          | 64           | 111          | 1 568        | 238          | 20       |
| 1 121                | 197            | 477          | 447          | 681           | 161          | 440          | 154          | 286          | 339          | 283          | 205          | 295          | 21       |
| 1 145                | 357            | 449          | 339          | 852           | 155          | 293          | 109          | 184          | 111          | 137          | 424          | 472          | 22       |
| 488                  | 105            | 117          | 265          | 241           | 71           | 247          | 53           | 194          | 28           | 59           | 337          | 64           | 23       |
| 466                  | 122            | 114          | 229          | 246           | 76           | 220          | 66           | 154          | 4            | 7            | 449          | 7            | 24       |
| 111                  | 45             | 50           | 15           | 80            | 3            | 30           | 17           | 13           | 2            | —            | 88           | 20           | 25       |
| 239                  | 2              | 77           | 160          | 30            | 12           | 209          | 61           | 148          | 20           | 32           | 142          | 45           | 26       |
| 24                   | 2              | 7            | 16           | 9             | 3            | 15           | 2            | 13           | —            | 2            | 6            | 16           | 27       |
| 22                   | —              | 4            | 18           | 7             | 5            | 15           | 2            | 13           | —            | —            | 11           | 11           | 28       |
| 53                   | 12             | 27           | 15           | 31            | 4            | 22           | 11           | 11           | 1            | 5            | 37           | 10           | 29       |
| 26                   | 12             | 7            | 6            | 14            | 2            | 12           | 7            | 4            | 4            | 3            | 13           | 6            | 30       |
| 69                   | 43             | 25           | —            | 64            | —            | 5            | 5            | —            | —            | 2            | 13           | 54           | 31       |
| 193                  | 52             | 70           | 71           | 124           | 17           | 69           | 15           | 54           | 23           | 80           | 61           | 29           | 32       |
| 65                   | 24             | 29           | 12           | 54            | 8            | 12           | 7            | 4            | 34           | 14           | 5            | 13           | 33       |
| 91                   | 17             | 63           | 11           | 58            | 3            | 33           | 24           | 9            | 3            | 8            | 71           | 9            | 34       |
| 666                  | 125            | 288          | 253          | 393           | 87           | 273          | 107          | 166          | 109          | 142          | 201          | 213          | 35       |
| 109                  | 33             | 46           | 30           | 70            | 12           | 39           | 22           | 18           | 18           | 14           | 52           | 26           | 36       |
| 279                  | 75             | 81           | 123          | 133           | 21           | 145          | 43           | 102          | 52           | 45           | 135          | 47           | 37       |
| 470                  | 86             | 163          | 221          | 220           | 45           | 251          | 75           | 176          | 75           | 101          | 275          | 19           | 38       |
| 1 944                | 447            | 870          | 626          | 1 220         | 218          | 724          | 314          | 408          | 294          | 436          | 682          | 532          | 39       |
| 976                  | 90             | 398          | 488          | 306           | 74           | 669          | 254          | 413          | 237          | 179          | 297          | 262          | 40       |
| 760                  | 116            | 364          | 281          | 371           | 66           | 389          | 174          | 215          | 71           | 122          | 311          | 256          | 41       |
| 575                  | 116            | 314          | 145          | 381           | 56           | 194          | 104          | 88           | 42           | 68           | 250          | 214          | 42       |
| 186                  | 27             | 79           | 80           | 88            | 15           | 97           | 32           | 65           | 49           | 36           | 62           | 39           | 43       |
| 213                  | 72             | 87           | 53           | 146           | 15           | 67           | 29           | 38           | 50           | 39           | 94           | 30           | 44       |
| 16 053               | 4 770          | 7 407        | 3 877        | 11 953        | 1 612        | 4 100        | 1 813        | 2 265        | 3 787        | 4 083        | 5 521        | 2 662        | 45       |
| 1 024                | 167            | 444          | 413          | 509           | 106          | 515          | 208          | 307          | 155          | 192          | 387          | 290          | 46       |
| 82                   | 12             | 38           | 32           | 52            | 10           | 30           | 8            | 23           | 10           | 33           | 24           | 14           | 47       |
| 25                   | 7              | 10           | 7            | 20            | 5            | 5            | 3            | 2            | 9            | 9            | 2            | 5            | 48       |
| 33                   | 5              | 24           | 5            | 24            | 3            | 10           | 7            | 2            | —            | —            | 29           | 5            | 49       |
| 272                  | 55             | 116          | 101          | 173           | 41           | 99           | 38           | 60           | 57           | 49           | 78           | 88           | 50       |
| 46                   | 9              | 24           | 13           | 24            | 6            | 22           | 14           | 8            | 1            | 9            | 19           | 17           | 51       |
| 118                  | 31             | 44           | 42           | 58            | 9            | 59           | 26           | 34           | 16           | 17           | 64           | 21           | 52       |
| 252                  | 7              | 93           | 153          | 42            | 12           | 210          | 69           | 141          | 41           | 43           | 84           | 84           | 53       |
| 117                  | 22             | 50           | 45           | 59            | 15           | 58           | 27           | 30           | 14           | 20           | 37           | 45           | 54       |
| 78                   | 17             | 44           | 18           | 43            | 5            | 35           | 22           | 13           | 3            | 6            | 39           | 30           | 55       |
| 17                   | 4              | 10           | 4            | 11            | 7            | 7            | 5            | 2            | 2            | 7            | 8            | 6            | 56       |
| 53                   | 6              | 29           | 17           | 26            | —            | 27           | 10           | 17           | 9            | 10           | 31           | 3            | 57       |
| 4 334                | 873            | 1 844        | 1 617        | 2 409         | 459          | 1 925        | 762          | 1 159        | 735          | 883          | 1 646        | 1 070        | 58       |
| 73                   | 20             | 22           | 31           | 42            | 2            | 31           | 2            | 29           | 8            | 29           | 29           | 7            | 59       |
| 32                   | 16             | 11           | 5            | 28            | 3            | 5            | 2            | 2            | 19           | 3            | 2            | 7            | 60       |
| 53                   | 11             | 36           | 7            | 30            | —            | 23           | 17           | 7            | 1            | 8            | 40           | 4            | 61       |
| 387                  | 67             | 169          | 152          | 215           | 46           | 172          | 66           | 106          | 49           | 91           | 123          | 125          | 62       |
| 51                   | 18             | 20           | 12           | 40            | 7            | 10           | 5            | 6            | 13           | 2            | 28           | 7            | 63       |
| 124                  | 35             | 21           | 69           | 53            | 9            | 71           | 12           | 60           | 33           | 20           | 55           | 15           | 64       |
| 470                  | 86             | 163          | 221          | 220           | 45           | 251          | 75           | 176          | 75           | 101          | 275          | 19           | 65       |
| 1 944                | 447            | 870          | 626          | 1 220         | 218          | 724          | 314          | 408          | 294          | 436          | 682          | 532          | 66       |
| 720                  | 82             | 306          | 333          | 62            | 62           | 457          | 185          | 270          | 195          | 137          | 213          | 176          | 67       |
| 497                  | 72             | 224          | 200          | 228           | 42           | 269          | 110          | 159          | 47           | 93           | 210          | 146          | 68       |
| 496                  | 99             | 270          | 126          | 338           | 51           | 159          | 82           | 75           | 39           | 62           | 211          | 183          | 69       |
| 165                  | 55             | 74           | 36           | 116           | 12           | 49           | 24           | 24           | 39           | 27           | 82           | 17           | 70       |
| 129                  | 20             | 47           | 63           | 59            | 15           | 70           | 22           | 48           | 37           | 26           | 31           | 36           | 71       |
| 21 045               | 5 754          | 9 581        | 5 710        | 14 709        | 2 116        | 6 336        | 2 715        | 3 594        | 4 588        | 5 061        | 7 433        | 3 963        | 72       |
| 378                  | 120            | 127          | 130          | 248           | 50           | 130          | 49           | 80           | 76           | 96           | 128          | 79           | 73       |
| 86                   | 19             | 24           | 43           | 32            | 6            | 54           | 16           | 37           | 14           | 8            | 59           | 5            | 74       |
| 81                   | 18             | 24           | 40           | 28            | 2            | 53           | 16           | 37           | 14           | 11           | 49           | 7            | 75       |
| 70                   | 15             | 24           | 32           | 22            | —            | 48           | 16           | 32           | 12           | 6            | 48           | 5            | 76       |
| 280                  | 98             | 101          | 81           | 213           | 44           | 67           | 31           | 37           | 60           | 84           | 64           | 71           | 77       |



Table 7-4. **Selected Equipment and Plumbing—Occupied Units With Elderly Householder—Con.**

[Numbers in thousands. Consistent with the 1990 Census. ... means not applicable or sample too small. – means zero or rounds to zero]

| Characteristics                                      | Total occupied units | Tenure |        | Housing unit characteristics |              |                   |          | Household characteristics |          |                    |                     |
|--|----------------------|--------|--------|------------------------------|--------------|-------------------|----------|---------------------------|----------|--------------------|---------------------|
|  |                      | Owner  | Renter | New construction 4 years     | Mobile homes | Physical problems |          | Black                     | Hispanic | Moved in past year | Below poverty level |
|  |                      |        |        |                              |              | Severe            | Moderate |                           |          |                    |                     |
| <b>Primary Source of Water</b>                       |                      |        |        |                              |              |                   |          |                           |          |                    |                     |
| 1 Public system or private company .....             | 18 435               | 14 388 | 4 047  | 507                          | 1 018        | 361               | 684      | 1 855                     | 994      | 850                | 3 530               |
| 2 Well serving 1 to 5 units .....                    | 2 839                | 2 670  | 169    | 85                           | 315          | 51                | 133      | 141                       | 26       | 50                 | 543                 |
| 3 Drilled .....                                      | 2 479                | 2 347  | 132    | 77                           | 274          | 44                | 117      | 101                       | 23       | 42                 | 454                 |
| 4 Dug .....  | 268                  | 241    | 27     | 6                            | 26           | 7                 | 16       | 28                        | 3        | –                  | 77                  |
| 5 Not reported .....                                 | 92                   | 82     | 10     | 2                            | 14           | –                 | –        | 12                        | –        | 9                  | 13                  |
| 6 Other .....  | 149                  | 138    | 11     | 3                            | 28           | 21                | 5        | 5                         | 3        | 4                  | 42                  |
| <b>Safety of Primary Source of Water</b>             |                      |        |        |                              |              |                   |          |                           |          |                    |                     |
| 7 Selected primary water sources <sup>2</sup> .....  | 21 419               | 17 192 | 4 227  | 595                          | 1 360        | 432               | 819      | 2 000                     | 1 022    | 904                | 4 112               |
| 8 Safe to drink .....                                | 19 978               | 16 148 | 3 830  | 560                          | 1 278        | 386               | 766      | 1 815                     | 872      | 819                | 3 792               |
| 9 Not safe to drink .....                            | 1 188                | 849    | 338    | 32                           | 68           | 44                | 45       | 171                       | 137      | 68                 | 263                 |
| 10 Safety not reported .....                         | 253                  | 195    | 58     | 4                            | 14           | 2                 | 9        | 15                        | 13       | 17                 | 57                  |
| <b>Source of Drinking Water</b>                      |                      |        |        |                              |              |                   |          |                           |          |                    |                     |
| 11 Primary source not safe to drink .....            | 1 188                | 849    | 338    | 32                           | 68           | 44                | 45       | 171                       | 137      | 68                 | 263                 |
| 12 Drinking and primary water source the same .....  | 293                  | 219    | 73     | 8                            | 23           | 11                | 10       | 46                        | 18       | 15                 | 78                  |
| 13 Public or private system .....                    | 288                  | 214    | 73     | 8                            | 23           | 11                | 10       | 46                        | 18       | 15                 | 75                  |
| 14 Individual well .....                             | 5                    | 5      | –      | –                            | –            | –                 | –        | –                         | –        | –                  | 2                   |
| 15 Spring .....                                      | –                    | –      | –      | –                            | –            | –                 | –        | –                         | –        | –                  | –                   |
| 16 Cistern .....                                     | –                    | –      | –      | –                            | –            | –                 | –        | –                         | –        | –                  | –                   |
| 17 Stream or lake .....                              | –                    | –      | –      | –                            | –            | –                 | –        | –                         | –        | –                  | –                   |
| 18 Other .....                                       | –                    | –      | –      | –                            | –            | –                 | –        | –                         | –        | –                  | –                   |
| 19 Drinking and primary water source different ..... | 890                  | 625    | 265    | 24                           | 44           | 31                | 35       | 125                       | 119      | 53                 | 183                 |
| 20 Public or private system .....                    | 2                    | 2      | –      | –                            | –            | –                 | –        | –                         | –        | –                  | –                   |
| 21 Individual well .....                             | 14                   | 14     | –      | –                            | 6            | –                 | 2        | 2                         | –        | –                  | 1                   |
| 22 Spring .....                                      | 34                   | 30     | 4      | –                            | 2            | –                 | 3        | 17                        | 1        | –                  | 8                   |
| 23 Cistern .....                                     | 2                    | 2      | –      | –                            | –            | –                 | –        | –                         | –        | –                  | –                   |
| 24 Stream or lake .....                              | –                    | –      | –      | –                            | –            | –                 | –        | –                         | –        | –                  | –                   |
| 25 Commercial bottled water .....                    | 643                  | 440    | 203    | 12                           | 28           | 21                | 26       | 85                        | 100      | 43                 | 132                 |
| 26 Other .....                                       | 195                  | 136    | 59     | 12                           | 9            | 10                | 4        | 21                        | 18       | 10                 | 42                  |
| 27 Source of drinking water not reported.....        | 5                    | 5      | –      | –                            | –            | 2                 | –        | –                         | –        | –                  | 2                   |
| <b>Means of Sewage Disposal</b>                      |                      |        |        |                              |              |                   |          |                           |          |                    |                     |
| 28 Public sewer .....                                | 16 303               | 12 373 | 3 930  | 402                          | 737          | 306               | 587      | 1 696                     | 956      | 801                | 3 111               |
| 29 Septic tank, cesspool, chemical toilet .....      | 5 093                | 4 808  | 286    | 193                          | 625          | 100               | 235      | 299                       | 66       | 101                | 993                 |
| 30 Other .....                                       | 26                   | 16     | 11     | –                            | –            | 26                | –        | 7                         | –        | 2                  | 11                  |

<sup>1</sup>Figures may not add to total because more than one category may apply to a unit.

<sup>2</sup>Excludes units where primary source of water is commercial bottled water.

| Total occupied units | In MSAs        |         | Outside MSAs | Urban  |              | Rural |         |              | Regions   |         |       |       |    |
|----------------------|----------------|---------|--------------|--------|--------------|-------|---------|--------------|-----------|---------|-------|-------|----|
|                      | Central cities | Suburbs |              | Total  | Outside MSAs | Total | Suburbs | Outside MSAs | Northeast | Midwest | South | West  |    |
| 18 435               | 5 806          | 8 411   | 4 218        | 14 610 | 2 135        | 3 825 | 1 724   | 2 083        | 4 002     | 4 305   | 6 377 | 3 752 | 1  |
| 2 839                | 66             | 1 256   | 1 517        | 343    | 31           | 2 496 | 1 001   | 1 486        | 629       | 817     | 1 112 | 280   | 2  |
| 2 479                | 59             | 1 095   | 1 325        | 306    | 26           | 2 173 | 868     | 1 299        | 547       | 745     | 938   | 249   | 3  |
| 268                  | 2              | 110     | 156          | 14     | —            | 254   | 99      | 156          | 71        | 45      | 132   | 20    | 4  |
| 92                   | 5              | 51      | 37           | 24     | 5            | 68    | 34      | 32           | 11        | 27      | 42    | 12    | 5  |
| 149                  | 2              | 41      | 105          | 4      | —            | 144   | 40      | 105          | 33        | 35      | 72    | 9     | 6  |
| 21 419               | 5 874          | 9 706   | 5 838        | 14 956 | 2 166        | 6 463 | 2 764   | 3 672        | 4 664     | 5 155   | 7 558 | 4 041 | 7  |
| 19 978               | 5 376          | 9 025   | 5 578        | 13 784 | 2 050        | 6 194 | 2 642   | 3 527        | 4 387     | 4 950   | 7 060 | 3 581 | 8  |
| 1 188                | 426            | 556     | 205          | 979    | 95           | 209   | 97      | 110          | 226       | 163     | 376   | 423   | 9  |
| 253                  | 73             | 125     | 55           | 193    | 20           | 60    | 25      | 35           | 51        | 42      | 122   | 37    | 10 |
| 1 188                | 426            | 556     | 205          | 979    | 95           | 209   | 97      | 110          | 226       | 163     | 376   | 423   | 11 |
| 293                  | 116            | 104     | 73           | 235    | 39           | 58    | 21      | 34           | 78        | 60      | 96    | 59    | 12 |
| 288                  | 116            | 104     | 68           | 235    | 39           | 53    | 21      | 29           | 76        | 60      | 93    | 59    | 13 |
| 5                    | —              | —       | 5            | —      | —            | 5     | —       | 5            | 3         | —       | 2     | —     | 14 |
| —                    | —              | —       | —            | —      | —            | —     | —       | —            | —         | —       | —     | —     | 15 |
| —                    | —              | —       | —            | —      | —            | —     | —       | —            | —         | —       | —     | —     | 16 |
| —                    | —              | —       | —            | —      | —            | —     | —       | —            | —         | —       | —     | —     | 17 |
| —                    | —              | —       | —            | —      | —            | —     | —       | —            | —         | —       | —     | —     | 18 |
| 890                  | 310            | 448     | 132          | 741    | 57           | 149   | 74      | 75           | 145       | 100     | 280   | 364   | 19 |
| 2                    | —              | 2       | —            | —      | —            | 2     | 2       | —            | —         | —       | 2     | —     | 20 |
| 14                   | —              | 6       | 8            | 6      | 2            | 8     | 2       | 6            | 1         | —       | 13    | —     | 21 |
| 34                   | 14             | 13      | 7            | 23     | —            | 11    | 4       | 7            | 21        | 1       | 7     | 4     | 22 |
| 2                    | —              | —       | 2            | —      | —            | 2     | —       | 2            | —         | 2       | —     | —     | 23 |
| —                    | —              | —       | —            | —      | —            | —     | —       | —            | —         | —       | —     | —     | 24 |
| 643                  | 229            | 330     | 84           | 550    | 39           | 93    | 48      | 45           | 95        | 77      | 194   | 277   | 25 |
| 195                  | 67             | 96      | 31           | 162    | 15           | 32    | 17      | 16           | 28        | 20      | 64    | 83    | 26 |
| 5                    | —              | 5       | —            | 2      | —            | 2     | 2       | —            | 2         | 2       | —     | —     | 27 |
| 16 303               | 5 776          | 7 385   | 3 142        | 14 235 | 2 073        | 2 068 | 984     | 1 070        | 3 723     | 4 050   | 5 133 | 3 397 | 28 |
| 5 093                | 99             | 2 314   | 2 681        | 719    | 94           | 4 375 | 1 775   | 2 587        | 937       | 1 107   | 2 405 | 644   | 29 |
| 26                   | —              | 9       | 18           | 4      | —            | 22    | 5       | 18           | 4         | —       | 22    | —     | 30 |

**Table 7-5. Fuels—Occupied Units With Elderly Householder**

[Numbers in thousands. Consistent with the 1990 Census. ... means not applicable or sample too small. – means zero or rounds to zero]

| Characteristics                              | Total occupied units | Tenure        |              | Housing unit characteristics |              |                   |            | Household characteristics |              |                    |                     |
|--|----------------------|---------------|--------------|------------------------------|--------------|-------------------|------------|---------------------------|--------------|--------------------|---------------------|
|  |                      | Owner         | Renter       | New construction 4 years     | Mobile homes | Physical problems |            | Black                     | Hispanic     | Moved in past year | Below poverty level |
|  |                      |               |              |                              |              | Severe            | Moderate   |                           |              |                    |                     |
| <b>1 Total</b> .....                         | <b>21 423</b>        | <b>17 196</b> | <b>4 227</b> | <b>595</b>                   | <b>1 362</b> | <b>432</b>        | <b>822</b> | <b>2 001</b>              | <b>1 022</b> | <b>904</b>         | <b>4 115</b>        |
| <b>Main House Heating Fuel</b>               |                      |               |              |                              |              |                   |            |                           |              |                    |                     |
| 2 Housing units with heating fuel .....      | 21 354               | 17 155        | 4 199        | 595                          | 1 362        | 428               | 812        | 1 996                     | 1 006        | 899                | 4 099               |
| 3 Electricity .....                          | 5 501                | 3 871         | 1 630        | 252                          | 475          | 88                | 110        | 393                       | 324          | 412                | 1 141               |
| 4 Piped gas .....                            | 11 241               | 9 484         | 1 757        | 251                          | 492          | 185               | 450        | 1 144                     | 534          | 361                | 1 992               |
| 5 Bottled gas .....                          | 1 427                | 1 296         | 131          | 77                           | 279          | 51                | 156        | 150                       | 42           | 53                 | 361                 |
| 6 Fuel oil .....                             | 2 547                | 1 966         | 581          | 11                           | 48           | 61                | 50         | 231                       | 85           | 66                 | 430                 |
| 7 Kerosene or other liquid fuel .....        | 175                  | 146           | 29           | 3                            | 53           | 6                 | 30         | 39                        | –            | –                  | 52                  |
| 8 Coal or coke .....                         | 37                   | 37            | –            | –                            | –            | –                 | 2          | 2                         | –            | –                  | 5                   |
| 9 Wood .....                                 | 375                  | 336           | 38           | 1                            | 14           | 34                | 12         | 35                        | 13           | –                  | 105                 |
| 10 Solar energy .....                        | 5                    | 2             | 3            | –                            | –            | –                 | –          | –                         | –            | –                  | –                   |
| 11 Other .....                               | 47                   | 16            | 31           | –                            | –            | 2                 | 2          | 1                         | 6            | 6                  | 13                  |
| <b>Other House Heating Fuels<sup>1</sup></b> |                      |               |              |                              |              |                   |            |                           |              |                    |                     |
| 12 With other heating fuel .....             | 5 202                | 4 681         | 521          | 105                          | 320          | 111               | 220        | 442                       | 207          | 118                | 802                 |
| 13 Electricity .....                         | 2 691                | 2 312         | 379          | 35                           | 206          | 50                | 117        | 216                       | 100          | 81                 | 435                 |
| 14 Piped gas .....                           | 925                  | 849           | 76           | 28                           | 8            | 20                | 44         | 98                        | 32           | 13                 | 116                 |
| 15 Bottled gas .....                         | 283                  | 267           | 17           | 22                           | 28           | 4                 | 28         | 26                        | 2            | 9                  | 66                  |
| 16 Fuel oil .....                            | 207                  | 169           | 37           | 5                            | 10           | 7                 | 11         | 43                        | 9            | 3                  | 36                  |
| 17 Kerosene or other liquid fuel .....       | 207                  | 199           | 8            | –                            | 31           | 5                 | 9          | 34                        | 2            | 7                  | 35                  |
| 18 Coal or coke .....                        | 16                   | 16            | –            | –                            | –            | –                 | –          | 2                         | –            | –                  | 2                   |
| 19 Wood .....                                | 1 691                | 1 613         | 78           | 20                           | 70           | 45                | 44         | 107                       | 78           | 19                 | 240                 |
| 20 Solar energy .....                        | 7                    | 7             | –            | –                            | –            | –                 | –          | –                         | –            | –                  | –                   |
| 21 Other .....                               | 79                   | 68            | 11           | 4                            | 8            | –                 | –          | 7                         | 5            | 3                  | 9                   |
| <b>Cooking Fuel</b>                          |                      |               |              |                              |              |                   |            |                           |              |                    |                     |
| 22 With cooking fuel .....                   | 21 371               | 17 180        | 4 192        | 595                          | 1 362        | 416               | 786        | 1 998                     | 1 019        | 902                | 4 085               |
| 23 Electricity .....                         | 13 025               | 10 515        | 2 510        | 404                          | 649          | 191               | 310        | 725                       | 440          | 636                | 2 236               |
| 24 Piped gas .....                           | 7 153                | 5 604         | 1 549        | 119                          | 398          | 181               | 358        | 1 114                     | 532          | 214                | 1 524               |
| 25 Bottled gas .....                         | 1 175                | 1 045         | 130          | 73                           | 313          | 39                | 118        | 159                       | 43           | 52                 | 316                 |
| 26 Kerosene or other liquid fuel .....       | –                    | –             | –            | –                            | –            | –                 | –          | –                         | –            | –                  | –                   |
| 27 Coal or coke .....                        | 2                    | 2             | –            | –                            | –            | –                 | –          | –                         | –            | –                  | –                   |
| 28 Wood .....                                | 13                   | 11            | 2            | –                            | –            | 5                 | –          | –                         | 4            | –                  | 8                   |
| 29 Other .....                               | 2                    | 2             | –            | –                            | 2            | –                 | –          | –                         | –            | –                  | –                   |
| <b>Water Heating Fuel</b>                    |                      |               |              |                              |              |                   |            |                           |              |                    |                     |
| 30 With hot piped water .....                | 21 337               | 17 143        | 4 195        | 595                          | 1 357        | 347               | 822        | 1 977                     | 1 015        | 902                | 4 066               |
| 31 Electricity .....                         | 8 293                | 6 477         | 1 816        | 304                          | 831          | 135               | 273        | 602                       | 314          | 494                | 1 721               |
| 32 Piped gas .....                           | 10 634               | 8 801         | 1 833        | 233                          | 378          | 157               | 440        | 1 159                     | 577          | 339                | 1 888               |
| 33 Bottled gas .....                         | 916                  | 818           | 98           | 50                           | 140          | 19                | 74         | 87                        | 43           | 28                 | 219                 |
| 34 Fuel oil .....                            | 1 401                | 978           | 423          | 5                            | 2            | 36                | 32         | 122                       | 72           | 36                 | 222                 |
| 35 Kerosene or other liquid fuel .....       | 5                    | 5             | –            | 3                            | 3            | –                 | –          | 2                         | –            | –                  | –                   |
| 36 Coal or coke .....                        | 9                    | 9             | –            | –                            | –            | –                 | –          | –                         | –            | –                  | 2                   |
| 37 Wood .....                                | 5                    | 5             | –            | –                            | –            | –                 | –          | –                         | –            | –                  | 1                   |
| 38 Solar energy .....                        | 42                   | 38            | 4            | –                            | 2            | –                 | –          | –                         | 6            | –                  | –                   |
| 39 Other .....                               | 31                   | 11            | 20           | –                            | –            | –                 | 2          | 3                         | 4            | 6                  | 12                  |
| <b>Central Air Conditioning Fuel</b>         |                      |               |              |                              |              |                   |            |                           |              |                    |                     |
| 40 With central air conditioning .....       | 11 216               | 9 622         | 1 594        | 510                          | 816          | 148               | 160        | 698                       | 456          | 561                | 1 803               |
| 41 Electricity .....                         | 10 637               | 9 122         | 1 516        | 475                          | 793          | 148               | 147        | 666                       | 436          | 533                | 1 707               |
| 42 Piped gas .....                           | 498                  | 432           | 66           | 22                           | 15           | 8                 | 28         | 28                        | 20           | 17                 | 80                  |
| 43 Other .....                               | 81                   | 68            | 12           | 12                           | 8            | –                 | 5          | 4                         | –            | 10                 | 16                  |
| <b>Other Central Air Fuel</b>                |                      |               |              |                              |              |                   |            |                           |              |                    |                     |
| 44 With other central air .....              | 587                  | 535           | 53           | 37                           | 44           | 4                 | 6          | 36                        | 25           | 44                 | 92                  |
| 45 Electricity .....                         | 573                  | 522           | 51           | 37                           | 44           | 4                 | 6          | 36                        | 25           | 44                 | 92                  |
| 46 Gas .....                                 | 14                   | 12            | 2            | –                            | –            | –                 | –          | –                         | –            | –                  | –                   |
| 47 Other .....                               | –                    | –             | –            | –                            | –            | –                 | –          | –                         | –            | –                  | –                   |
| <b>Clothes Dryer Fuel</b>                    |                      |               |              |                              |              |                   |            |                           |              |                    |                     |
| 48 With clothes dryer .....                  | 16 147               | 14 874        | 1 273        | 515                          | 1 076        | 206               | 444        | 1 037                     | 559          | 526                | 2 518               |
| 49 Electricity .....                         | 12 232               | 11 182        | 1 050        | 422                          | 926          | 137               | 362        | 768                       | 390          | 431                | 1 991               |
| 50 Piped gas .....                           | 3 664                | 3 458         | 207          | 76                           | 112          | 58                | 68         | 263                       | 162          | 77                 | 497                 |
| 51 Other .....                               | 251                  | 234           | 17           | 17                           | 38           | 11                | 14         | 6                         | 7            | 18                 | 31                  |
| <b>Units Using Each Fuel<sup>1</sup></b>     |                      |               |              |                              |              |                   |            |                           |              |                    |                     |
| 52 Electricity .....                         | 21 407               | 17 182        | 4 224        | 595                          | 1 362        | 416               | 822        | 2 001                     | 1 022        | 902                | 4 108               |
| 53 Piped gas .....                           | 13 027               | 10 544        | 2 483        | 283                          | 521          | 245               | 517        | 1 418                     | 702          | 444                | 2 390               |
| 54 Bottled gas .....                         | 2 107                | 1 899         | 208          | 111                          | 392          | 62                | 174        | 214                       | 63           | 82                 | 512                 |
| 55 Fuel oil .....                            | 3 871                | 2 875         | 996          | 45                           | 138          | 101               | 143        | 364                       | 150          | 139                | 692                 |
| 56 Kerosene or other liquid fuel .....       | 375                  | 341           | 35           | 3                            | 85           | 11                | 37         | 76                        | 2            | 7                  | 87                  |
| 57 Coal or coke .....                        | 53                   | 53            | –            | –                            | –            | –                 | 2          | 2                         | –            | –                  | 7                   |
| 58 Wood .....                                | 1 918                | 1 810         | 108          | 21                           | 80           | 59                | 48         | 126                       | 80           | 19                 | 303                 |
| 59 Solar energy .....                        | 49                   | 45            | 4            | –                            | 2            | –                 | –          | –                         | 6            | –                  | –                   |
| 60 Other .....                               | 185                  | 126           | 60           | 4                            | 10           | 2                 | 9          | 16                        | 15           | 16                 | 34                  |
| 61 All electric units .....                  | 4 617                | 3 325         | 1 292        | 205                          | 415          | 73                | 85         | 270                       | 228          | 347                | 914                 |

<sup>1</sup>Figures may not add to total because more than one category may apply to a unit.

| Total occupied units | In MSAs        |         | Outside MSAs | Urban  |              | Rural |         |              | Regions   |         |       |       |    |
|----------------------|----------------|---------|--------------|--------|--------------|-------|---------|--------------|-----------|---------|-------|-------|----|
|                      | Central cities | Suburbs |              | Total  | Outside MSAs | Total | Suburbs | Outside MSAs | Northeast | Midwest | South | West  |    |
| 21 423               | 5 874          | 9 708   | 5 840        | 14 958 | 2 166        | 6 465 | 2 764   | 3 674        | 4 664     | 5 157   | 7 561 | 4 041 | 1  |
| 21 354               | 5 831          | 9 683   | 5 840        | 14 894 | 2 166        | 6 461 | 2 760   | 3 674        | 4 664     | 5 154   | 7 548 | 3 988 | 2  |
| 5 501                | 1 325          | 2 736   | 1 440        | 3 559  | 472          | 1 942 | 952     | 968          | 569       | 688     | 3 172 | 1 071 | 3  |
| 11 241               | 3 723          | 5 002   | 2 516        | 9 314  | 1 419        | 1 927 | 828     | 1 097        | 2 022     | 3 661   | 3 002 | 2 557 | 4  |
| 1 427                | 74             | 461     | 892          | 261    | 101          | 1 166 | 372     | 791          | 121       | 456     | 694   | 155   | 5  |
| 2 547                | 668            | 1 262   | 616          | 1 622  | 138          | 925   | 447     | 478          | 1 825     | 253     | 369   | 100   | 6  |
| 175                  | 17             | 60      | 98           | 44     | 12           | 131   | 45      | 86           | 59        | 11      | 101   | 5     | 7  |
| 37                   | 2              | 12      | 23           | 5      | —            | 32    | 9       | 23           | 19        | 5       | 9     | 4     | 8  |
| 375                  | 5              | 127     | 243          | 53     | 21           | 322   | 101     | 221          | 45        | 62      | 184   | 84    | 9  |
| 5                    | —              | 5       | —            | 5      | —            | —     | —       | —            | 2         | —       | —     | 3     | 10 |
| 47                   | 17             | 18      | 12           | 32     | 2            | 15    | 5       | 10           | 2         | 18      | 17    | 9     | 11 |
| 5 202                | 1 037          | 2 230   | 1 935        | 2 868  | 543          | 2 334 | 938     | 1 393        | 864       | 1 048   | 1 980 | 1 310 | 12 |
| 2 691                | 595            | 1 209   | 886          | 1 672  | 302          | 1 018 | 432     | 585          | 406       | 586     | 967   | 731   | 13 |
| 925                  | 302            | 366     | 257          | 689    | 119          | 236   | 98      | 138          | 110       | 197     | 400   | 219   | 14 |
| 283                  | 14             | 78      | 192          | 49     | 13           | 234   | 56      | 178          | 41        | 31      | 185   | 26    | 15 |
| 207                  | 52             | 82      | 73           | 114    | 22           | 93    | 42      | 51           | 63        | 36      | 80    | 28    | 16 |
| 207                  | 38             | 72      | 97           | 85     | 7            | 123   | 33      | 90           | 49        | 62      | 85    | 12    | 17 |
| 16                   | 2              | 7       | 7            | —      | —            | 9     | 2       | 7            | 9         | —       | 5     | 2     | 18 |
| 1 691                | 186            | 765     | 739          | 663    | 137          | 1 028 | 422     | 602          | 309       | 300     | 567   | 514   | 19 |
| 7                    | 2              | —       | 5            | 4      | 2            | 2     | —       | 2            | —         | 5       | —     | 2     | 20 |
| 79                   | 14             | 51      | 14           | 48     | 3            | 31    | 20      | 11           | 7         | 9       | 19    | 44    | 21 |
| 21 371               | 5 853          | 9 688   | 5 831        | 14 915 | 2 161        | 6 456 | 2 760   | 3 670        | 4 654     | 5 144   | 7 549 | 4 024 | 22 |
| 13 025               | 2 863          | 6 177   | 3 985        | 8 560  | 1 487        | 4 465 | 1 942   | 2 498        | 2 238     | 3 031   | 5 312 | 2 444 | 23 |
| 7 153                | 2 920          | 3 063   | 1 170        | 6 134  | 618          | 1 020 | 467     | 552          | 2 132     | 1 835   | 1 705 | 1 481 | 24 |
| 1 175                | 67             | 444     | 665          | 217    | 55           | 958   | 347     | 609          | 282       | 276     | 528   | 90    | 25 |
| —                    | —              | —       | —            | —      | —            | —     | —       | —            | —         | —       | —     | —     | 26 |
| 2                    | 2              | —       | —            | 2      | —            | —     | —       | —            | 2         | —       | —     | —     | 27 |
| 13                   | —              | 2       | 11           | —      | —            | 13    | 2       | 11           | —         | —       | 5     | 9     | 28 |
| 2                    | —              | 2       | —            | 2      | —            | —     | —       | —            | —         | 2       | —     | —     | 29 |
| 21 337               | 5 856          | 9 684   | 5 798        | 14 926 | 2 161        | 6 412 | 2 748   | 3 637        | 4 651     | 5 149   | 7 502 | 4 036 | 30 |
| 8 293                | 1 522          | 3 756   | 3 015        | 4 525  | 821          | 3 768 | 1 553   | 2 194        | 1 004     | 1 572   | 4 464 | 1 253 | 31 |
| 10 634               | 3 778          | 4 826   | 2 031        | 9 086  | 1 209        | 1 548 | 724     | 822          | 2 186     | 3 230   | 2 614 | 2 604 | 32 |
| 916                  | 61             | 351     | 504          | 206    | 57           | 710   | 263     | 447          | 129       | 319     | 337   | 130   | 33 |
| 1 401                | 459            | 716     | 226          | 1 044  | 71           | 357   | 202     | 155          | 1 307     | 14      | 71    | 10    | 34 |
| 5                    | 2              | —       | 3            | —      | —            | 5     | —       | 3            | 3         | —       | 2     | —     | 35 |
| 9                    | 2              | 2       | 5            | 2      | —            | 7     | 2       | 5            | 9         | —       | —     | —     | 36 |
| 5                    | —              | 1       | 4            | —      | —            | 5     | 1       | 4            | 3         | —       | 2     | —     | 37 |
| 42                   | 16             | 21      | 5            | 35     | 3            | 7     | 2       | 2            | 5         | —       | 5     | 33    | 38 |
| 31                   | 17             | 10      | 4            | 27     | —            | 4     | —       | 4            | 4         | 14      | 7     | 7     | 39 |
| 11 216               | 2 868          | 5 682   | 2 667        | 8 045  | 1 094        | 3 171 | 1 574   | 1 573        | 1 182     | 3 008   | 5 302 | 1 724 | 40 |
| 10 637               | 2 702          | 5 404   | 2 531        | 7 618  | 1 046        | 3 020 | 1 510   | 1 485        | 1 075     | 2 801   | 5 158 | 1 603 | 41 |
| 498                  | 151            | 252     | 95           | 396    | 41           | 102   | 48      | 54           | 93        | 182     | 118   | 105   | 42 |
| 81                   | 15             | 26      | 40           | 32     | 7            | 49    | 16      | 33           | 14        | 25      | 25    | 16    | 43 |
| 587                  | 149            | 277     | 161          | 388    | 62           | 199   | 99      | 98           | 37        | 84      | 369   | 98    | 44 |
| 573                  | 147            | 269     | 157          | 378    | 60           | 195   | 96      | 97           | 34        | 82      | 365   | 93    | 45 |
| 14                   | 2              | 8       | 4            | 10     | 2            | 4     | 2       | 2            | 3         | 2       | 4     | 4     | 46 |
| —                    | —              | —       | —            | —      | —            | —     | —       | —            | —         | —       | —     | —     | 47 |
| 16 147               | 3 664          | 7 710   | 4 774        | 10 693 | 1 708        | 5 454 | 2 361   | 3 066        | 3 067     | 4 102   | 5 811 | 3 166 | 48 |
| 12 232               | 2 477          | 5 543   | 4 212        | 7 515  | 1 483        | 4 717 | 1 967   | 2 728        | 2 124     | 2 738   | 5 147 | 2 223 | 49 |
| 3 664                | 1 169          | 2 051   | 444          | 3 120  | 213          | 544   | 308     | 231          | 882       | 1 274   | 601   | 907   | 50 |
| 251                  | 17             | 116     | 118          | 58     | 12           | 193   | 87      | 106          | 61        | 90      | 64    | 36    | 51 |
| 21 407               | 5 872          | 9 702   | 5 833        | 14 951 | 2 166        | 6 456 | 2 762   | 3 667        | 4 658     | 5 154   | 7 556 | 4 039 | 52 |
| 13 027               | 4 574          | 5 740   | 2 714        | 10 858 | 1 514        | 2 169 | 965     | 1 199        | 2 857     | 3 824   | 3 455 | 2 892 | 53 |
| 2 107                | 115            | 744     | 1 249        | 410    | 128          | 1 698 | 574     | 1 121        | 361       | 533     | 1 018 | 196   | 54 |
| 3 871                | 1 087          | 1 822   | 962          | 2 514  | 237          | 1 357 | 630     | 725          | 2 157     | 524     | 903   | 288   | 55 |
| 375                  | 56             | 128     | 190          | 128    | 19           | 247   | 74      | 171          | 105       | 70      | 183   | 16    | 56 |
| 53                   | 5              | 18      | 30           | 9      | —            | 43    | 14      | 30           | 30        | 5       | 12    | 7     | 57 |
| 1 918                | 191            | 848     | 879          | 693    | 146          | 1 225 | 488     | 733          | 342       | 337     | 681   | 558   | 58 |
| 49                   | 18             | 21      | 10           | 39     | 5            | 9     | 2       | 5            | 5         | 5       | 5     | 35    | 59 |
| 185                  | 58             | 91      | 37           | 127    | 7            | 58    | 28      | 30           | 24        | 46      | 54    | 61    | 60 |
| 4 617                | 995            | 2 358   | 1 264        | 2 890  | 412          | 1 727 | 859     | 852          | 439       | 591     | 2 758 | 830   | 61 |

**Table 7-6. Failures in Equipment—Occupied Units With Elderly Householder**

[Numbers in thousands. Consistent with the 1990 Census. ... means not applicable or sample too small. — means zero or rounds to zero]

| Characteristics   | Total occupied units | Tenure        |              | Housing unit characteristics |              |                   |            | Household characteristics |              |                    |                     |
|---|----------------------|---------------|--------------|------------------------------|--------------|-------------------|------------|---------------------------|--------------|--------------------|---------------------|
|   |                      | Owner         | Renter       | New construction 4 years     | Mobile homes | Physical problems |            | Black                     | Hispanic     | Moved in past year | Below poverty level |
|   |                      |               |              |                              |              | Severe            | Moderate   |                           |              |                    |                     |
| <b>1 Total</b>  | <b>21 423</b>        | <b>17 196</b> | <b>4 227</b> | <b>595</b>                   | <b>1 362</b> | <b>432</b>        | <b>822</b> | <b>2 001</b>              | <b>1 022</b> | <b>904</b>         | <b>4 115</b>        |
| <b>Water Supply Stoppage</b>  |                      |               |              |                              |              |                   |            |                           |              |                    |                     |
| 2 With hot and cold piped water                                     | 21 337               | 17 143        | 4 195        | 595                          | 1 357        | 347               | 822        | 1 977                     | 1 015        | 902                | 4 066               |
| 3 No stoppage in last 3 months                                      | 20 366               | 16 403        | 3 963        | 576                          | 1 236        | 332               | 771        | 1 907                     | 975          | 852                | 3 911               |
| 4 With stoppage in last 3 months                                    | 758                  | 572           | 186          | 20                           | 111          | 15                | 45         | 46                        | 33           | 40                 | 124                 |
| 5 No stoppage lasting 6 hours or more                               | 360                  | 260           | 101          | 14                           | 45           | 5                 | 20         | 18                        | 24           | 15                 | 57                  |
| 6 1 time lasting 6 hours or more                                    | 270                  | 219           | 51           | 6                            | 36           | 8                 | 13         | 18                        | 3            | 15                 | 43                  |
| 7 2 times   | 46                   | 38            | 9            | —                            | 4            | 2                 | —          | 4                         | 3            | 3                  | 6                   |
| 8 3 times   | 45                   | 31            | 14           | —                            | 19           | —                 | 5          | —                         | 3            | 7                  | 4                   |
| 9 4 times or more   | 30                   | 21            | 9            | —                            | 7            | —                 | 5          | 7                         | —            | —                  | 11                  |
| 10 Number of times not reported                                     | 6                    | 3             | 4            | —                            | —            | —                 | 3          | —                         | —            | —                  | 3                   |
| 11 Stoppage not reported  | 214                  | 168           | 45           | —                            | 10           | —                 | 5          | 23                        | 8            | 10                 | 32                  |
| <b>Flush Toilet Breakdowns</b>                                      |                      |               |              |                              |              |                   |            |                           |              |                    |                     |
| 12 With one or more flush toilets                                   | 21 353               | 17 151        | 4 202        | 595                          | 1 359        | 362               | 822        | 1 982                     | 1 019        | 902                | 4 076               |
| 13 With at least one working toilet at all times in last 3 months   | 20 765               | 16 736        | 4 029        | 595                          | 1 334        | 342               | 749        | 1 897                     | 986          | 876                | 3 936               |
| 14 None working some time in last 3 months                          | 305                  | 207           | 97           | —                            | 13           | 5                 | 51         | 44                        | 21           | 16                 | 80                  |
| 15 No breakdowns lasting 6 hours or more                            | 124                  | 78            | 46           | —                            | 6            | 2                 | 11         | 21                        | 7            | 9                  | 30                  |
| 16 1 time lasting 6 hours or more                                   | 120                  | 88            | 33           | —                            | 2            | —                 | 11         | 12                        | 15           | 7                  | 23                  |
| 17 2 times  | 28                   | 18            | 10           | —                            | 2            | —                 | 6          | 4                         | —            | —                  | 11                  |
| 18 3 times  | 5                    | 2             | 3            | —                            | —            | 1                 | 4          | —                         | —            | —                  | 2                   |
| 19 4 times or more  | 14                   | 11            | 3            | —                            | 2            | —                 | 14         | 4                         | —            | —                  | 8                   |
| 20 Number of times not reported                                     | 13                   | 10            | 3            | —                            | —            | 2                 | 6          | 3                         | —            | —                  | 5                   |
| 21 Breakdowns not reported  | 283                  | 207           | 76           | —                            | 12           | 15                | 22         | 41                        | 11           | 10                 | 60                  |
| <b>Sewage Disposal Breakdowns</b>                                   |                      |               |              |                              |              |                   |            |                           |              |                    |                     |
| 22 With public sewer  | 16 303               | 12 373        | 3 930        | 402                          | 737          | 306               | 587        | 1 696                     | 956          | 801                | 3 111               |
| 23 No breakdowns in last 3 months                                   | 16 111               | 12 225        | 3 886        | 402                          | 729          | 301               | 569        | 1 665                     | 938          | 797                | 3 074               |
| 24 With breakdowns in last 3 months                                 | 192                  | 148           | 44           | —                            | 8            | 5                 | 18         | 31                        | 18           | 4                  | 38                  |
| 25 No breakdowns lasting 6 hours or more                            | 82                   | 61            | 21           | —                            | 3            | 2                 | 4          | 15                        | 5            | 4                  | 11                  |
| 26 1 time lasting 6 hours or more                                   | 81                   | 63            | 18           | —                            | 2            | 3                 | 10         | 12                        | 13           | —                  | 20                  |
| 27 2 times  | 15                   | 14            | 1            | —                            | 2            | —                 | —          | 1                         | —            | —                  | 5                   |
| 28 3 times  | 6                    | 6             | —            | —                            | —            | —                 | —          | 1                         | —            | —                  | —                   |
| 29 4 times or more  | 8                    | 4             | 4            | —                            | —            | —                 | 2          | 2                         | —            | —                  | 2                   |
| 30 With septic tank or cesspool                                     | 5 093                | 4 808         | 286          | 193                          | 625          | 100               | 235        | 299                       | 66           | 101                | 993                 |
| 31 No breakdowns in last 3 months                                   | 5 050                | 4 766         | 284          | 193                          | 620          | 95                | 235        | 294                       | 66           | 101                | 987                 |
| 32 With breakdowns in last 3 months                                 | 44                   | 42            | 2            | —                            | 5            | 5                 | —          | 5                         | —            | —                  | 6                   |
| 33 No breakdowns lasting 6 hours or more                            | 15                   | 15            | —            | —                            | 5            | 2                 | —          | —                         | —            | —                  | 4                   |
| 34 1 time lasting 6 hours or more                                   | 20                   | 18            | 2            | —                            | —            | —                 | —          | 2                         | —            | —                  | 2                   |
| 35 2 times  | 3                    | 3             | —            | —                            | —            | 3                 | —          | 3                         | —            | —                  | —                   |
| 36 3 times  | 2                    | 2             | —            | —                            | —            | —                 | —          | —                         | —            | —                  | —                   |
| 37 4 times or more  | 5                    | 5             | —            | —                            | —            | —                 | —          | —                         | —            | —                  | —                   |
| <b>Heating Problems</b>   |                      |               |              |                              |              |                   |            |                           |              |                    |                     |
| 38 With heating equipment and occupied last winter                  | 20 731               | 16 844        | 3 887        | 481                          | 1 277        | 421               | 797        | 1 955                     | 971          | 319                | 3 995               |
| 39 Not uncomfortably cold for 24 hours or more last winter          | 19 613               | 16 014        | 3 599        | 469                          | 1 209        | 352               | 711        | 1 810                     | 880          | 292                | 3 735               |
| 40 Uncomfortably cold for 24 hours or more last winter <sup>1</sup> | 875                  | 632           | 243          | 12                           | 55           | 70                | 85         | 115                       | 78           | 12                 | 233                 |
| 41 Equipment breakdowns   | 229                  | 161           | 68           | 1                            | 9            | 50                | 16         | 34                        | 26           | —                  | 63                  |
| 42 No breakdowns lasting 6 hours or more                            | 22                   | 11            | 11           | —                            | —            | 1                 | 2          | 6                         | 5            | —                  | 7                   |
| 43 1 time lasting 6 hours or more                                   | 120                  | 105           | 16           | 1                            | 5            | 2                 | 11         | 12                        | 10           | —                  | 31                  |
| 44 2 times  | 39                   | 24            | 15           | —                            | 2            | —                 | 1          | 8                         | 3            | —                  | 10                  |
| 45 3 times  | 18                   | 6             | 12           | —                            | 3            | —                 | 18         | —                         | 2            | —                  | 5                   |
| 46 4 times or more  | 25                   | 14            | 12           | —                            | 2            | —                 | 25         | —                         | 5            | —                  | 8                   |
| 47 Number of times not reported                                     | 5                    | 2             | 2            | —                            | —            | —                 | 1          | 2                         | —            | —                  | 2                   |
| 48 Other causes   | 660                  | 478           | 182          | 11                           | 48           | 21                | 69         | 85                        | 53           | 12                 | 177                 |
| 49 Utility interruption   | 272                  | 247           | 25           | 7                            | 32           | 5                 | 12         | 19                        | 6            | —                  | 43                  |
| 50 Inadequate heating capacity                                      | 150                  | 77            | 73           | 2                            | 9            | 8                 | 32         | 34                        | 27           | 7                  | 66                  |
| 51 Inadequate insulation  | 113                  | 71            | 42           | 2                            | 5            | 4                 | 20         | 25                        | 17           | 4                  | 41                  |
| 52 Cost of heating  | 59                   | 38            | 21           | —                            | —            | 2                 | 3          | 9                         | 4            | —                  | 15                  |
| 53 Other  | 137                  | 93            | 44           | —                            | 10           | 4                 | 18         | 14                        | 13           | 3                  | 41                  |
| 54 Not reported   | 7                    | 5             | 2            | —                            | —            | —                 | 2          | 2                         | —            | —                  | —                   |
| 55 Reason for discomfort not reported                               | —                    | —             | —            | —                            | —            | —                 | —          | —                         | —            | —                  | —                   |
| 56 Discomfort not reported  | 244                  | 198           | 46           | —                            | 13           | —                 | 1          | 29                        | 13           | 15                 | 28                  |
| <b>Electric Fuses and Circuit Breakers</b>                          |                      |               |              |                              |              |                   |            |                           |              |                    |                     |
| 57 With electrical wiring   | 21 414               | 17 189        | 4 225        | 595                          | 1 362        | 425               | 822        | 2 001                     | 1 022        | 902                | 4 108               |
| 58 No fuses or breakers blown in last 3 months                      | 19 404               | 15 541        | 3 863        | 546                          | 1 239        | 375               | 731        | 1 778                     | 959          | 812                | 3 745               |
| 59 With fuses or breakers blown in last 3 months                    | 1 555                | 1 322         | 233          | 46                           | 110          | 37                | 79         | 167                       | 42           | 75                 | 255                 |
| 60 1 time   | 985                  | 832           | 153          | 31                           | 65           | 22                | 45         | 98                        | 24           | 41                 | 158                 |
| 61 2 times  | 317                  | 278           | 39           | 4                            | 21           | 7                 | 16         | 28                        | 8            | 17                 | 62                  |
| 62 3 times  | 118                  | 102           | 16           | 7                            | 10           | 4                 | 3          | 18                        | 5            | 9                  | 7                   |
| 63 4 times or more  | 117                  | 98            | 19           | 4                            | 14           | 2                 | 9          | 19                        | 5            | 8                  | 20                  |
| 64 Number of times not reported                                     | 18                   | 12            | 6            | —                            | —            | 2                 | 5          | 4                         | —            | —                  | 8                   |
| 65 Problem not reported or don't know                               | 455                  | 326           | 129          | 3                            | 13           | 13                | 11         | 56                        | 21           | 15                 | 108                 |

<sup>1</sup>Other causes and equipment breakdowns may not add to total as both may be reported.

| Total occupied units | In MSAs        |              | Outside MSAs | Urban         |              | Rural        |              |              | Regions      |              |              |              |          |
|----------------------|----------------|--------------|--------------|---------------|--------------|--------------|--------------|--------------|--------------|--------------|--------------|--------------|----------|
|                      | Central cities | Suburbs      |              | Total         | Outside MSAs | Total        | Suburbs      | Outside MSAs | Northeast    | Midwest      | South        | West         |          |
| <b>21 423</b>        | <b>5 874</b>   | <b>9 708</b> | <b>5 840</b> | <b>14 958</b> | <b>2 166</b> | <b>6 465</b> | <b>2 764</b> | <b>3 674</b> | <b>4 664</b> | <b>5 157</b> | <b>7 561</b> | <b>4 041</b> | <b>1</b> |
| 21 337               | 5 856          | 9 684        | 5 798        | 14 926        | 2 161        | 6 412        | 2 748        | 3 637        | 4 651        | 5 149        | 7 502        | 4 036        | 2        |
| 20 366               | 5 607          | 9 238        | 5 521        | 14 337        | 2 095        | 6 029        | 2 579        | 3 425        | 4 487        | 4 958        | 7 104        | 3 817        | 3        |
| 758                  | 179            | 358          | 220          | 446           | 56           | 312          | 145          | 165          | 136          | 157          | 279          | 186          | 4        |
| 360                  | 92             | 200          | 68           | 232           | 19           | 128          | 80           | 49           | 40           | 86           | 138          | 96           | 5        |
| 270                  | 54             | 110          | 106          | 140           | 28           | 130          | 78           | 73           | 73           | 56           | 81           | 60           | 6        |
| 46                   | 12             | 20           | 14           | 30            | 2            | 16           | 5            | 11           | 16           | 8            | 13           | 10           | 7        |
| 45                   | 10             | 18           | 16           | 25            | —            | 20           | 3            | 16           | 3            | —            | 26           | 16           | 8        |
| 30                   | 7              | 10           | 14           | 12            | 4            | 18           | 9            | 9            | 4            | 2            | 20           | 5            | 9        |
| 6                    | 4              | —            | 3            | 6             | 3            | —            | —            | —            | 4            | 4            | 2            | —            | 10       |
| 214                  | 70             | 88           | 56           | 143           | 9            | 71           | 24           | 47           | 28           | 34           | 118          | 33           | 11       |
| 21 353               | 5 860          | 9 684        | 5 809        | 14 935        | 2 166        | 6 417        | 2 748        | 3 643        | 4 653        | 5 151        | 7 512        | 4 036        | 12       |
| 20 765               | 5 654          | 9 439        | 5 672        | 14 495        | 2 113        | 6 269        | 2 686        | 3 559        | 4 548        | 5 068        | 7 240        | 3 909        | 13       |
| 305                  | 101            | 141          | 63           | 243           | 39           | 62           | 35           | 24           | 48           | 44           | 121          | 91           | 14       |
| 124                  | 37             | 66           | 21           | 96            | 11           | 28           | 18           | 10           | 22           | 11           | 48           | 43           | 15       |
| 120                  | 43             | 55           | 22           | 99            | 18           | 21           | 15           | 4            | 10           | 18           | 53           | 39           | 16       |
| 28                   | 8              | 8            | 12           | 18            | 4            | 10           | 2            | 8            | 6            | 8            | 13           | 1            | 17       |
| 5                    | 1              | 4            | —            | 5             | —            | —            | —            | —            | 2            | —            | —            | —            | 3        |
| 14                   | 9              | 2            | 2            | 12            | —            | 2            | —            | 2            | 5            | 2            | 5            | 2            | 19       |
| 13                   | 3              | 5            | 5            | 13            | 5            | —            | —            | —            | 3            | 5            | 2            | 3            | 20       |
| 283                  | 105            | 104          | 74           | 197           | 15           | 86           | 27           | 60           | 56           | 39           | 151          | 37           | 21       |
| 16 303               | 5 776          | 7 385        | 3 142        | 14 235        | 2 073        | 2 068        | 984          | 1 070        | 3 723        | 4 050        | 5 133        | 3 397        | 22       |
| 16 111               | 5 687          | 7 317        | 3 107        | 14 054        | 2 048        | 2 057        | 984          | 1 059        | 3 688        | 3 995        | 5 070        | 3 359        | 23       |
| 192                  | 88             | 68           | 36           | 181           | 25           | 11           | —            | 11           | 36           | 55           | 63           | 38           | 24       |
| 82                   | 35             | 28           | 19           | 78            | 15           | 4            | —            | 4            | 16           | 24           | 24           | 18           | 25       |
| 81                   | 43             | 26           | 12           | 76            | 8            | 4            | —            | 4            | 15           | 25           | 28           | 12           | 26       |
| 15                   | 5              | 8            | 2            | 13            | —            | 2            | —            | 2            | —            | 2            | 7            | 6            | 27       |
| 6                    | 3              | 2            | —            | 6             | —            | —            | —            | —            | 2            | 1            | 2            | —            | 28       |
| 8                    | 2              | 4            | 2            | 8             | 2            | —            | —            | —            | 2            | 2            | 2            | 2            | 29       |
| 5 093                | 99             | 2 314        | 2 681        | 719           | 94           | 4 375        | 1 775        | 2 587        | 937          | 1 107        | 2 405        | 644          | 30       |
| 5 050                | 95             | 2 295        | 2 660        | 701           | 92           | 4 349        | 1 768        | 2 568        | 926          | 1 093        | 2 398        | 633          | 31       |
| 44                   | 4              | 19           | 20           | 18            | 2            | 26           | 7            | 19           | 11           | 14           | 7            | 12           | 32       |
| 15                   | 1              | 3            | 10           | 5             | —            | 10           | —            | 10           | 4            | 5            | 2            | 3            | 33       |
| 20                   | —              | 13           | 7            | 9             | —            | 11           | 5            | 7            | 2            | 4            | 4            | 9            | 34       |
| 3                    | —              | —            | 3            | —             | —            | 3            | —            | 3            | —            | 3            | —            | —            | 35       |
| 2                    | —              | —            | 2            | 2             | 2            | —            | —            | —            | —            | —            | —            | —            | 36       |
| 5                    | 2              | 2            | —            | 2             | —            | 2            | 2            | —            | 5            | —            | —            | —            | 37       |
| 20 731               | 5 661          | 9 398        | 5 672        | 14 460        | 2 097        | 6 271        | 2 669        | 3 575        | 4 584        | 5 010        | 7 317        | 3 821        | 38       |
| 19 613               | 5 294          | 8 915        | 5 403        | 13 649        | 2 012        | 5 964        | 2 546        | 3 391        | 4 369        | 4 749        | 6 920        | 3 575        | 39       |
| 875                  | 288            | 385          | 202          | 655           | 74           | 220          | 92           | 128          | 177          | 215          | 272          | 211          | 40       |
| 229                  | 98             | 102          | 29           | 205           | 14           | 23           | 9            | 14           | 45           | 66           | 56           | 63           | 41       |
| 22                   | 10             | 10           | 2            | 20            | —            | 2            | —            | 2            | —            | 11           | 5            | 6            | 42       |
| 120                  | 40             | 67           | 14           | 108           | 8            | 13           | 6            | 6            | 18           | 37           | 34           | 32           | 43       |
| 39                   | 16             | 13           | 9            | 34            | 7            | 5            | 3            | 2            | 9            | 3            | 11           | 16           | 44       |
| 18                   | 14             | 3            | —            | 18            | —            | —            | —            | —            | 7            | 7            | —            | 4            | 45       |
| 25                   | 16             | 5            | 4            | 22            | —            | 4            | —            | 4            | 7            | 6            | 6            | 6            | 46       |
| 5                    | 1              | 3            | —            | 5             | —            | —            | —            | —            | 3            | 1            | —            | —            | 47       |
| 660                  | 194            | 289          | 177          | 461           | 61           | 199          | 83           | 116          | 132          | 155          | 221          | 152          | 48       |
| 272                  | 47             | 144          | 81           | 155           | 18           | 116          | 54           | 63           | 38           | 69           | 111          | 54           | 49       |
| 150                  | 73             | 33           | 43           | 116           | 18           | 34           | 9            | 25           | 37           | 30           | 54           | 29           | 50       |
| 113                  | 42             | 35           | 36           | 84            | 14           | 29           | 6            | 23           | 17           | 39           | 33           | 24           | 51       |
| 59                   | 23             | 21           | 14           | 46            | 5            | 13           | 5            | 9            | 14           | 8            | 16           | 21           | 52       |
| 137                  | 39             | 67           | 31           | 102           | 15           | 35           | 19           | 16           | 31           | 27           | 38           | 41           | 53       |
| 7                    | 2              | 5            | —            | 7             | —            | —            | —            | —            | 2            | 5            | —            | —            | 54       |
| —                    | —              | —            | —            | —             | —            | —            | —            | —            | —            | —            | —            | —            | 55       |
| 244                  | 79             | 98           | 67           | 157           | 11           | 87           | 31           | 55           | 38           | 46           | 125          | 36           | 56       |
| 21 414               | 5 872          | 9 706        | 5 836        | 14 956        | 2 166        | 6 458        | 2 762        | 3 669        | 4 664        | 5 154        | 7 557        | 4 039        | 57       |
| 19 404               | 5 328          | 8 811        | 5 266        | 13 608        | 1 978        | 5 796        | 2 481        | 3 288        | 4 299        | 4 629        | 6 768        | 3 708        | 58       |
| 1 555                | 381            | 708          | 466          | 1 020         | 158          | 534          | 226          | 308          | 276          | 445          | 568          | 265          | 59       |
| 985                  | 223            | 473          | 289          | 654           | 102          | 331          | 144          | 187          | 174          | 298          | 371          | 142          | 60       |
| 317                  | 85             | 135          | 97           | 203           | 28           | 115          | 46           | 69           | 58           | 73           | 108          | 79           | 61       |
| 118                  | 38             | 52           | 28           | 82            | 9            | 36           | 16           | 19           | 20           | 44           | 35           | 20           | 62       |
| 117                  | 30             | 45           | 41           | 75            | 18           | 42           | 18           | 24           | 24           | 30           | 42           | 20           | 63       |
| 18                   | 5              | 2            | 11           | 6             | 2            | 11           | 2            | 9            | —            | —            | 13           | 5            | 64       |
| 455                  | 164            | 188          | 104          | 327           | 30           | 128          | 54           | 74           | 89           | 80           | 220          | 66           | 65       |

**Table 7-7. Additional Indicators of Housing Quality—Occupied Units With Elderly Householder**

[Numbers in thousands. Consistent with the 1990 Census. ... means not applicable or sample too small. – means zero or rounds to zero]

| Characteristics   | Total occupied units | Tenure        |              | Housing unit characteristics |              |                   |            | Household characteristics |              |                    |                     |
|---|----------------------|---------------|--------------|------------------------------|--------------|-------------------|------------|---------------------------|--------------|--------------------|---------------------|
|   |                      | Owner         | Renter       | New construction 4 years     | Mobile homes | Physical problems |            | Black                     | Hispanic     | Moved in past year | Below poverty level |
|   |                      |               |              |                              |              | Severe            | Moderate   |                           |              |                    |                     |
| <b>1 Total</b>  | <b>21 423</b>        | <b>17 196</b> | <b>4 227</b> | <b>595</b>                   | <b>1 362</b> | <b>432</b>        | <b>822</b> | <b>2 001</b>              | <b>1 022</b> | <b>904</b>         | <b>4 115</b>        |
| <b>Selected Amenities<sup>1</sup></b>                     |                      |               |              |                              |              |                   |            |                           |              |                    |                     |
| 2 Porch, deck, balcony, or patio                          | 17 711               | 15 244        | 2 468        | 496                          | 1 189        | 317               | 625        | 1 499                     | 767          | 649                | 3 156               |
| 3 Telephone available                                     | 20 741               | 16 714        | 4 027        | 559                          | 1 312        | 404               | 782        | 1 915                     | 980          | 849                | 3 924               |
| 4 Usable fireplace  | 6 368                | 6 044         | 325          | 199                          | 148          | 61                | 100        | 303                       | 175          | 171                | 728                 |
| 5 Separate dining room                                    | 9 336                | 8 442         | 895          | 231                          | 325          | 164               | 306        | 923                       | 368          | 277                | 1 546               |
| 6 With 2 or more living rooms or recreation rooms, etc.   | 6 275                | 6 041         | 233          | 174                          | 174          | 45                | 123        | 402                       | 206          | 170                | 707                 |
| 7 Garage or carport included with home                    | 13 807               | 12 695        | 1 112        | 357                          | 609          | 180               | 291        | 789                       | 536          | 419                | 1 960               |
| 8 Not included  | 7 572                | 4 464         | 3 108        | 239                          | 753          | 252               | 531        | 1 208                     | 486          | 486                | 2 149               |
| 9 Off-street parking included                             | 6 050                | 3 746         | 2 304        | 218                          | 681          | 169               | 390        | 818                       | 344          | 420                | 1 660               |
| 10 Off-street parking not reported                        | 13                   | 2             | 11           | –                            | –            | –                 | 1          | 10                        | –            | –                  | 9                   |
| 11 Garage or carport not reported                         | 44                   | 37            | 6            | –                            | –            | –                 | –          | 4                         | –            | –                  | 7                   |
| <b>Cars and Trucks Available<sup>1</sup></b>              |                      |               |              |                              |              |                   |            |                           |              |                    |                     |
| 12 No cars, trucks, or vans                               | 3 656                | 1 721         | 1 935        | 57                           | 211          | 159               | 290        | 669                       | 274          | 203                | 1 350               |
| 13 Other households without cars                          | 1 366                | 1 177         | 189          | 76                           | 186          | 27                | 64         | 81                        | 109          | 67                 | 240                 |
| 14 1 car with or without trucks or vans                   | 12 147               | 10 277        | 1 870        | 342                          | 795          | 208               | 386        | 941                       | 447          | 497                | 2 076               |
| 15 2 cars   | 3 650                | 3 449         | 202          | 110                          | 161          | 27                | 70         | 255                       | 151          | 123                | 386                 |
| 16 3 or more cars   | 604                  | 573           | 31           | 11                           | 9            | 12                | 12         | 57                        | 41           | 14                 | 63                  |
| 17 With cars, no trucks or vans                           | 11 717               | 9 891         | 1 826        | 344                          | 709          | 177               | 301        | 967                       | 441          | 496                | 1 924               |
| 18 1 truck or van with or without cars                    | 4 733                | 4 394         | 340          | 157                          | 356          | 70                | 169        | 296                       | 230          | 175                | 622                 |
| 19 2 or more trucks or vans                               | 1 317                | 1 191         | 126          | 38                           | 86           | 27                | 62         | 69                        | 77           | 31                 | 220                 |
| <b>Owner or Manager on Property</b>                       |                      |               |              |                              |              |                   |            |                           |              |                    |                     |
| 20 Rental, multiunit <sup>2</sup>                         | 3 039                | ...           | 3 039        | 77                           | ...          | 119               | 194        | 452                       | 266          | 356                | 927                 |
| 21 Owner or manager lives on property                     | 1 159                | ...           | 1 159        | 27                           | ...          | 36                | 64         | 134                       | 105          | 129                | 342                 |
| 22 Neither owner nor manager lives on property            | 1 880                | ...           | 1 880        | 50                           | ...          | 83                | 130        | 318                       | 161          | 227                | 585                 |
| <b>Selected Deficiencies<sup>1</sup></b>                  |                      |               |              |                              |              |                   |            |                           |              |                    |                     |
| 23 Signs of rats in last 3 months                         | 105                  | 74            | 31           | –                            | 25           | 2                 | 29         | 29                        | 8            | 3                  | 41                  |
| 24 Signs of mice in last 3 months                         | 1 001                | 794           | 207          | 24                           | 106          | 36                | 124        | 194                       | 67           | 33                 | 274                 |
| 25 Signs of rodents, not sure which kind in last 3 months | 67                   | 62            | 5            | –                            | 2            | –                 | 6          | 7                         | 9            | –                  | 19                  |
| 26 Holes in floors  | 154                  | 98            | 55           | –                            | 14           | 24                | 60         | 50                        | 8            | 4                  | 62                  |
| 27 Open cracks or holes (interior)                        | 617                  | 448           | 169          | 4                            | 17           | 36                | 161        | 126                       | 45           | 15                 | 174                 |
| 28 Broken plaster or peeling paint (interior)             | 369                  | 246           | 123          | 6                            | 10           | 15                | 127        | 92                        | 41           | 3                  | 88                  |
| 29 No electrical wiring                                   | 9                    | 7             | 2            | –                            | –            | 7                 | –          | –                         | –            | 2                  | 7                   |
| 30 Exposed wiring   | 110                  | 88            | 22           | –                            | –            | 10                | 19         | 24                        | 3            | 5                  | 32                  |
| 31 Rooms without electric outlets                         | 280                  | 211           | 70           | 5                            | 22           | 20                | 33         | 44                        | 25           | 15                 | 73                  |
| <b>Water Leakage During Last 12 Months</b>                |                      |               |              |                              |              |                   |            |                           |              |                    |                     |
| 32 No leakage from inside structure                       | 19 995               | 16 095        | 3 900        | 588                          | 1 235        | 393               | 712        | 1 835                     | 953          | 855                | 3 850               |
| 33 With leakage from inside structure <sup>1</sup>        | 1 143                | 875           | 268          | 7                            | 120          | 36                | 106        | 130                       | 62           | 42                 | 214                 |
| 34 Fixtures backed up or overflowed                       | 318                  | 265           | 52           | 3                            | 32           | 10                | 30         | 51                        | 22           | 5                  | 62                  |
| 35 Pipes leaked   | 525                  | 384           | 141          | 4                            | 69           | 28                | 56         | 73                        | 25           | 24                 | 91                  |
| 36 Broken water heater                                    | 118                  | 98            | 20           | –                            | 23           | 3                 | 9          | 12                        | 8            | –                  | 24                  |
| 37 Other or unknown (includes not reported)               | 276                  | 186           | 90           | –                            | 7            | 6                 | 30         | 21                        | 9            | 15                 | 61                  |
| 38 Interior leakage not reported                          | 284                  | 226           | 58           | –                            | 7            | 3                 | 3          | 36                        | 7            | 8                  | 51                  |
| 39 No leakage from outside structure                      | 19 104               | 15 207        | 3 897        | 556                          | 1 203        | 366               | 642        | 1 692                     | 941          | 840                | 3 701               |
| 40 With leakage from outside structure <sup>1</sup>       | 2 049                | 1 773         | 276          | 40                           | 153          | 67                | 176        | 271                       | 74           | 57                 | 363                 |
| 41 Roof   | 1 072                | 932           | 140          | 15                           | 122          | 44                | 132        | 194                       | 40           | 35                 | 238                 |
| 42 Basement   | 610                  | 584           | 26           | 5                            | –            | 9                 | 20         | 35                        | 8            | 6                  | 71                  |
| 43 Walls, closed windows, or doors                        | 325                  | 233           | 91           | 12                           | 40           | 14                | 45         | 51                        | 19           | 11                 | 69                  |
| 44 Other or unknown (includes not reported)               | 209                  | 168           | 41           | 12                           | 7            | 4                 | 12         | 31                        | 11           | 5                  | 25                  |
| 45 Exterior leakage not reported                          | 270                  | 217           | 54           | –                            | 7            | –                 | 3          | 38                        | 7            | 8                  | 51                  |
| <b>Overall Opinion of Structure</b>                       |                      |               |              |                              |              |                   |            |                           |              |                    |                     |
| 46 1 (worst)  | 112                  | 77            | 36           | 8                            | 16           | 17                | 18         | 12                        | 3            | 13                 | 33                  |
| 47 2  | 54                   | 32            | 22           | –                            | –            | 6                 | 14         | 9                         | 4            | –                  | 15                  |
| 48 3  | 79                   | 47            | 32           | –                            | 8            | 5                 | 10         | 20                        | 5            | 3                  | 27                  |
| 49 4  | 126                  | 60            | 65           | –                            | 12           | 4                 | 15         | 22                        | 16           | 11                 | 45                  |
| 50 5  | 954                  | 691           | 262          | 12                           | 102          | 22                | 76         | 137                       | 60           | 36                 | 216                 |
| 51 6  | 768                  | 596           | 171          | 8                            | 45           | 14                | 55         | 97                        | 43           | 39                 | 175                 |
| 52 7  | 1 728                | 1 346         | 382          | 38                           | 138          | 49                | 70         | 178                       | 78           | 71                 | 350                 |
| 53 8  | 5 036                | 4 080         | 956          | 101                          | 307          | 90                | 163        | 449                       | 232          | 194                | 857                 |
| 54 9  | 3 084                | 2 511         | 573          | 88                           | 201          | 51                | 99         | 266                       | 134          | 131                | 541                 |
| 55 10 (best)  | 8 727                | 7 172         | 1 555        | 328                          | 489          | 148               | 280        | 725                       | 406          | 378                | 1 676               |
| 56 Not reported   | 755                  | 584           | 172          | 13                           | 43           | 26                | ...        | 86                        | 42           | 29                 | 180                 |
| <b>Selected Physical Problems</b>                         |                      |               |              |                              |              |                   |            |                           |              |                    |                     |
| 57 Severe physical problems <sup>1</sup>                  | 432                  | 281           | 152          | 4                            | 21           | 432               | ...        | 68                        | 53           | 13                 | 154                 |
| 58 Plumbing   | 378                  | 252           | 126          | 4                            | 19           | 378               | ...        | 61                        | 44           | 13                 | 140                 |
| 59 Heating  | 43                   | 20            | 24           | –                            | 2            | 43                | ...        | 6                         | 9            | –                  | 12                  |
| 60 Electric   | 16                   | 14            | 2            | –                            | –            | 16                | ...        | –                         | –            | 2                  | 7                   |
| 61 Upkeep   | 6                    | 5             | 1            | –                            | –            | 6                 | ...        | 3                         | –            | –                  | 3                   |
| 62 Hallways   | –                    | –             | –            | –                            | –            | –                 | ...        | –                         | –            | –                  | –                   |
| 63 Moderate physical problems <sup>1</sup>                | 822                  | 527           | 294          | 8                            | 36           | ...               | 822        | 225                       | 69           | 26                 | 306                 |
| 64 Plumbing   | 18                   | 13            | 5            | –                            | 2            | ...               | 18         | 4                         | –            | –                  | 10                  |
| 65 Heating  | 444                  | 357           | 88           | –                            | 17           | ...               | 444        | 157                       | 50           | –                  | 189                 |
| 66 Upkeep   | 152                  | 97            | 55           | 2                            | 12           | ...               | 152        | 50                        | 12           | –                  | 60                  |
| 67 Hallways   | 13                   | –             | 13           | –                            | –            | ...               | 13         | 4                         | 2            | –                  | 3                   |
| 68 Kitchen  | 218                  | 76            | 142          | 6                            | 4            | ...               | 218        | 22                        | 11           | 26                 | 61                  |

<sup>1</sup>Figures may not add to total because more than one category may apply to a unit.

<sup>2</sup>Two or more units of any tenure in structure.

| Total occupied units | In MSAs        |              | Outside MSAs | Urban         |              | Rural        |              |              | Regions      |              |              |              |          |
|----------------------|----------------|--------------|--------------|---------------|--------------|--------------|--------------|--------------|--------------|--------------|--------------|--------------|----------|
|                      | Central cities | Suburbs      |              | Total         | Outside MSAs | Total        | Suburbs      | Outside MSAs | Northeast    | Midwest      | South        | West         |          |
| <b>21 423</b>        | <b>5 874</b>   | <b>9 708</b> | <b>5 840</b> | <b>14 958</b> | <b>2 166</b> | <b>6 465</b> | <b>2 764</b> | <b>3 674</b> | <b>4 664</b> | <b>5 157</b> | <b>7 561</b> | <b>4 041</b> | <b>1</b> |
| 17 711               | 4 347          | 8 334        | 5 030        | 11 946        | 1 790        | 5 765        | 2 506        | 3 239        | 3 312        | 4 172        | 6 671        | 3 557        | 2        |
| 20 741               | 5 653          | 9 411        | 5 678        | 14 467        | 2 116        | 6 275        | 2 687        | 3 562        | 4 511        | 5 022        | 7 333        | 3 876        | 3        |
| 6 368                | 1 449          | 3 369        | 1 550        | 4 344         | 555          | 2 024        | 1 017        | 995          | 1 091        | 1 281        | 2 121        | 1 876        | 4        |
| 9 336                | 2 699          | 4 389        | 2 249        | 6 614         | 798          | 2 723        | 1 254        | 1 451        | 2 387        | 2 133        | 3 181        | 1 635        | 5        |
| 6 275                | 1 477          | 3 196        | 1 602        | 4 334         | 602          | 1 940        | 922          | 1 001        | 1 178        | 1 409        | 2 325        | 1 363        | 6        |
| 13 807               | 3 400          | 6 707        | 3 699        | 9 625         | 1 446        | 4 182        | 1 907        | 2 253        | 2 370        | 3 750        | 4 479        | 3 207        | 7        |
| 7 572                | 2 456          | 2 985        | 2 132        | 5 306         | 718          | 2 267        | 849          | 1 414        | 2 288        | 1 404        | 3 056        | 825          | 8        |
| 6 050                | 1 510          | 2 644        | 1 896        | 3 981         | 604          | 2 069        | 773          | 1 292        | 1 515        | 1 203        | 2 674        | 657          | 9        |
| 13                   | 9              | 2            | 2            | 13            | 2            | -            | -            | -            | 8            | 2            | 2            | 1            | 10       |
| 44                   | 18             | 16           | 10           | 27            | 2            | 16           | 9            | 8            | 7            | 2            | 25           | 9            | 11       |
| 3 656                | 1 615          | 1 229        | 812          | 3 023         | 395          | 632          | 215          | 417          | 1 208        | 734          | 1 153        | 561          | 12       |
| 1 366                | 281            | 603          | 482          | 741           | 113          | 625          | 256          | 369          | 167          | 325          | 578          | 295          | 13       |
| 12 147               | 2 953          | 5 621        | 3 573        | 8 198         | 1 303        | 3 949        | 1 657        | 2 270        | 2 355        | 3 130        | 4 421        | 2 241        | 14       |
| 3 650                | 881            | 1 902        | 868          | 2 541         | 310          | 1 109        | 549          | 558          | 790          | 869          | 1 233        | 759          | 15       |
| 604                  | 145            | 353          | 105          | 453           | 44           | 150          | 87           | 61           | 144          | 98           | 176          | 186          | 16       |
| 11 717               | 3 144          | 5 807        | 2 766        | 8 701         | 1 187        | 3 016        | 1 422        | 1 579        | 2 649        | 2 926        | 3 940        | 2 202        | 17       |
| 4 733                | 869            | 2 050        | 1 814        | 2 542         | 470          | 2 191        | 839          | 1 344        | 603          | 1 195        | 1 934        | 1 001        | 18       |
| 1 317                | 246            | 622          | 449          | 691           | 115          | 626          | 288          | 334          | 204          | 302          | 533          | 278          | 19       |
| 3 039                | 1 467          | 1 147        | 425          | 2 800         | 290          | 239          | 104          | 135          | 1 102        | 729          | 638          | 569          | 20       |
| 1 159                | 542            | 467          | 150          | 1 071         | 111          | 88           | 49           | 39           | 332          | 227          | 276          | 324          | 21       |
| 1 880                | 925            | 680          | 275          | 1 729         | 179          | 151          | 55           | 96           | 771          | 502          | 363          | 245          | 22       |
| 105                  | 45             | 31           | 28           | 80            | 13           | 25           | 10           | 16           | 8            | 4            | 67           | 26           | 23       |
| 1 001                | 300            | 352          | 349          | 573           | 77           | 428          | 155          | 271          | 273          | 210          | 335          | 183          | 24       |
| 67                   | 11             | 26           | 30           | 37            | 9            | 30           | 9            | 21           | 10           | 7            | 39           | 10           | 25       |
| 154                  | 46             | 40           | 67           | 96            | 27           | 57           | 17           | 40           | 21           | 32           | 85           | 15           | 26       |
| 617                  | 236            | 215          | 166          | 448           | 65           | 170          | 68           | 102          | 142          | 106          | 248          | 122          | 27       |
| 369                  | 149            | 107          | 113          | 275           | 36           | 94           | 17           | 76           | 107          | 84           | 109          | 69           | 28       |
| 9                    | 2              | 2            | 5            | 2             | -            | 7            | 2            | 5            | -            | 2            | 4            | 3            | 29       |
| 110                  | 33             | 39           | 38           | 63            | 5            | 47           | 14           | 33           | 7            | 18           | 74           | 10           | 30       |
| 280                  | 74             | 99           | 107          | 178           | 29           | 102          | 24           | 78           | 51           | 52           | 121          | 57           | 31       |
| 19 995               | 5 413          | 9 101        | 5 481        | 13 936        | 2 046        | 6 060        | 2 600        | 3 435        | 4 363        | 4 905        | 6 950        | 3 777        | 32       |
| 1 143                | 359            | 493          | 292          | 820           | 107          | 323          | 136          | 185          | 254          | 207          | 456          | 226          | 33       |
| 318                  | 83             | 157          | 78           | 218           | 33           | 99           | 55           | 44           | 53           | 57           | 145          | 67           | 34       |
| 525                  | 167            | 215          | 143          | 363           | 42           | 162          | 58           | 102          | 123          | 106          | 197          | 99           | 35       |
| 118                  | 31             | 39           | 49           | 77            | 17           | 41           | 10           | 31           | 17           | 17           | 60           | 24           | 36       |
| 276                  | 110            | 115          | 51           | 219           | 23           | 57           | 29           | 28           | 80           | 52           | 99           | 46           | 37       |
| 284                  | 102            | 115          | 67           | 202           | 13           | 83           | 28           | 54           | 47           | 45           | 154          | 38           | 38       |
| 19 104               | 5 220          | 8 721        | 5 163        | 13 436        | 1 948        | 5 668        | 2 431        | 3 215        | 4 092        | 4 462        | 6 820        | 3 730        | 39       |
| 2 049                | 553            | 883          | 613          | 1 329         | 205          | 720          | 308          | 408          | 533          | 655          | 588          | 273          | 40       |
| 1 072                | 293            | 442          | 397          | 689           | 117          | 383          | 159          | 219          | 215          | 271          | 426          | 160          | 41       |
| 610                  | 138            | 273          | 199          | 382           | 62           | 229          | 91           | 137          | 211          | 310          | 56           | 33           | 42       |
| 325                  | 110            | 144          | 71           | 243           | 24           | 82           | 35           | 47           | 90           | 94           | 95           | 45           | 43       |
| 209                  | 79             | 94           | 36           | 152           | 12           | 57           | 33           | 24           | 58           | 37           | 60           | 53           | 44       |
| 270                  | 100            | 105          | 65           | 193           | 13           | 77           | 26           | 52           | 40           | 40           | 152          | 38           | 45       |
| 112                  | 23             | 48           | 41           | 69            | 12           | 43           | 15           | 28           | 20           | 19           | 53           | 21           | 46       |
| 54                   | 20             | 17           | 17           | 41            | 8            | 13           | 5            | 9            | 9            | 8            | 26           | 11           | 47       |
| 79                   | 28             | 34           | 17           | 66            | 9            | 13           | 5            | 8            | 19           | 17           | 33           | 10           | 48       |
| 126                  | 49             | 26           | 50           | 92            | 25           | 33           | 7            | 26           | 21           | 28           | 39           | 37           | 49       |
| 954                  | 293            | 385          | 276          | 640           | 85           | 313          | 122          | 191          | 243          | 188          | 357          | 165          | 50       |
| 768                  | 236            | 318          | 214          | 581           | 103          | 187          | 71           | 112          | 170          | 198          | 243          | 156          | 51       |
| 1 728                | 519            | 760          | 449          | 1 239         | 185          | 489          | 225          | 264          | 397          | 421          | 549          | 361          | 52       |
| 5 036                | 1 526          | 2 251        | 1 260        | 3 612         | 455          | 1 424        | 615          | 805          | 1 035        | 1 268        | 1 740        | 994          | 53       |
| 3 084                | 850            | 1 431        | 803          | 2 227         | 333          | 857          | 383          | 470          | 662          | 704          | 1 071        | 647          | 54       |
| 8 727                | 2 099          | 4 067        | 2 561        | 5 853         | 904          | 2 875        | 1 205        | 1 657        | 1 902        | 2 169        | 3 117        | 1 540        | 55       |
| 755                  | 232            | 371          | 152          | 538           | 46           | 217          | 112          | 105          | 186          | 136          | 332          | 101          | 56       |
| 432                  | 153            | 141          | 139          | 294           | 50           | 138          | 49           | 88           | 97           | 111          | 136          | 89           | 57       |
| 378                  | 120            | 127          | 130          | 248           | 50           | 130          | 49           | 80           | 76           | 96           | 128          | 79           | 58       |
| 43                   | 31             | 9            | 4            | 39            | -            | 4            | -            | 4            | 14           | 13           | 6            | 10           | 59       |
| 16                   | 2              | 7            | 7            | 7             | -            | 9            | 2            | 7            | 7            | 2            | 4            | 3            | 60       |
| 6                    | 1              | 3            | 2            | 1             | -            | 5            | 3            | 2            | -            | 3            | 3            | -            | 61       |
| -                    | -              | -            | -            | -             | -            | -            | -            | -            | -            | -            | -            | -            | 62       |
| 822                  | 285            | 248          | 288          | 535           | 101          | 287          | 100          | 187          | 107          | 86           | 540          | 89           | 63       |
| 18                   | 9              | 7            | 2            | 16            | -            | 2            | -            | 2            | 7            | 2            | 5            | 4            | 64       |
| 444                  | 116            | 110          | 219          | 237           | 74           | 207          | 62           | 145          | 4            | 7            | 427          | 7            | 65       |
| 152                  | 72             | 39           | 41           | 116           | 15           | 36           | 10           | 26           | 42           | 28           | 68           | 13           | 66       |
| 13                   | 11             | 2            | -            | 11            | -            | 2            | -            | -            | 7            | -            | 4            | 2            | 67       |
| 218                  | 91             | 93           | 34           | 173           | 18           | 45           | 29           | 16           | 49           | 51           | 56           | 62           | 68       |



**Table 7-8. Neighborhood—Occupied Units With Elderly Householder**

[Numbers in thousands. Consistent with the 1990 Census. ... means not applicable or sample too small. — means zero or rounds to zero]

| Characteristics                                    | Total occupied units | Tenure        |              | Housing unit characteristics |              |                   |            | Household characteristics |              |                    |                     |
|--|----------------------|---------------|--------------|------------------------------|--------------|-------------------|------------|---------------------------|--------------|--------------------|---------------------|
|  |                      | Owner         | Renter       | New construction 4 years     | Mobile homes | Physical problems |            | Black                     | Hispanic     | Moved in past year | Below poverty level |
|  |                      |               |              |                              |              | Severe            | Moderate   |                           |              |                    |                     |
| <b>1 Total</b> .....                               | <b>21 423</b>        | <b>17 196</b> | <b>4 227</b> | <b>595</b>                   | <b>1 362</b> | <b>432</b>        | <b>822</b> | <b>2 001</b>              | <b>1 022</b> | <b>904</b>         | <b>4 115</b>        |
| <b>Overall Opinion of Neighborhood</b>             |                      |               |              |                              |              |                   |            |                           |              |                    |                     |
| 2 1 (worst) .....                                  | 155                  | 118           | 37           | 4                            | 13           | 3                 | 11         | 15                        | 32           | 6                  | 40                  |
| 3 2 .....  | 69                   | 48            | 22           | 3                            | 8            | 1                 | 12         | 9                         | 10           | 8                  | 13                  |
| 4 3 .....  | 110                  | 79            | 31           | —                            | 7            | 5                 | 10         | 24                        | 12           | 3                  | 36                  |
| 5 4 .....  | 189                  | 122           | 67           | 4                            | 13           | 3                 | 5          | 33                        | 15           | 15                 | 41                  |
| 6 5 .....  | 1 119                | 850           | 268          | 19                           | 61           | 23                | 60         | 195                       | 62           | 23                 | 264                 |
| 7 6 .....  | 813                  | 591           | 222          | 8                            | 41           | 25                | 50         | 123                       | 61           | 37                 | 180                 |
| 8 7 .....  | 1 848                | 1 476         | 373          | 28                           | 112          | 56                | 68         | 243                       | 102          | 77                 | 353                 |
| 9 8 .....  | 5 199                | 4 222         | 977          | 107                          | 292          | 76                | 158        | 452                       | 216          | 214                | 864                 |
| 10 9 .....   | 3 313                | 2 721         | 592          | 122                          | 210          | 71                | 103        | 253                       | 138          | 141                | 554                 |
| 11 10 (best) .....                                 | 7 680                | 6 261         | 1 419        | 274                          | 538          | 142               | 312        | 554                       | 329          | 340                | 1 545               |
| 12 No neighborhood .....                           | 132                  | 105           | 27           | 10                           | 19           | —                 | 9          | 9                         | 4            | 7                  | 30                  |
| 13 Not reported .....                              | 796                  | 603           | 193          | 16                           | 46           | 29                | 25         | 91                        | 42           | 32                 | 196                 |
| <b>Street Noise or Traffic</b>                     |                      |               |              |                              |              |                   |            |                           |              |                    |                     |
| 14 Street noise or traffic present .....           | 5 852                | 4 516         | 1 336        | 70                           | 231          | 139               | 271        | 751                       | 293          | 164                | 1 174               |
| 15 Condition not bothersome .....                  | 4 050                | 3 141         | 909          | 56                           | 151          | 91                | 178        | 496                       | 156          | 112                | 802                 |
| 16 Condition bothersome .....                      | 1 792                | 1 370         | 422          | 14                           | 81           | 49                | 93         | 250                       | 137          | 49                 | 369                 |
| 17 So bothered they want to move .....             | 448                  | 323           | 126          | 2                            | 11           | 9                 | 22         | 71                        | 32           | 10                 | 100                 |
| 18 Not reported .....                              | 8                    | 8             | —            | —                            | —            | —                 | 2          | —                         | —            | —                  | —                   |
| 19 Bothersome not reported .....                   | 5                    | 5             | —            | —                            | —            | —                 | —          | 5                         | —            | 2                  | 3                   |
| 20 Not reported .....                              | 299                  | 234           | 65           | —                            | 10           | 2                 | 12         | 32                        | 10           | 9                  | 44                  |
| <b>Neighborhood Crime</b>                          |                      |               |              |                              |              |                   |            |                           |              |                    |                     |
| 21 Neighborhood crime present .....                | 2 136                | 1 578         | 558          | 19                           | 118          | 38                | 114        | 407                       | 149          | 48                 | 429                 |
| 22 Condition not bothersome .....                  | 1 035                | 755           | 279          | 16                           | 60           | 8                 | 37         | 201                       | 55           | 24                 | 200                 |
| 23 Condition bothersome .....                      | 1 095                | 818           | 277          | 3                            | 58           | 28                | 78         | 204                       | 94           | 24                 | 229                 |
| 24 So bothered they want to move .....             | 314                  | 201           | 113          | —                            | 6            | 9                 | 39         | 83                        | 42           | 11                 | 83                  |
| 25 Not reported .....                              | 7                    | 7             | —            | —                            | —            | —                 | —          | —                         | —            | —                  | —                   |
| 26 Bothersome not reported .....                   | 6                    | 6             | 1            | —                            | —            | 2                 | —          | 2                         | —            | —                  | —                   |
| 27 Not reported .....                              | 388                  | 286           | 101          | —                            | 15           | 7                 | 14         | 44                        | 11           | 12                 | 68                  |
| <b>Odors</b>                                       |                      |               |              |                              |              |                   |            |                           |              |                    |                     |
| 28 Odors present .....                             | 1 051                | 811           | 240          | 27                           | 75           | 13                | 69         | 143                       | 62           | 27                 | 205                 |
| 29 Condition not bothersome .....                  | 446                  | 332           | 114          | 9                            | 26           | 2                 | 20         | 68                        | 21           | 5                  | 74                  |
| 30 Condition bothersome .....                      | 602                  | 477           | 125          | 19                           | 47           | 10                | 49         | 76                        | 41           | 23                 | 128                 |
| 31 So bothered they want to move .....             | 179                  | 127           | 52           | 7                            | 18           | 1                 | 18         | 32                        | 18           | 7                  | 46                  |
| 32 Not reported .....                              | —                    | —             | —            | —                            | —            | —                 | —          | —                         | —            | —                  | —                   |
| 33 Bothersome not reported .....                   | 3                    | 2             | 1            | —                            | 2            | —                 | —          | —                         | —            | —                  | 2                   |
| 34 Not reported .....                              | 308                  | 249           | 59           | —                            | 10           | 5                 | 12         | 30                        | 10           | 8                  | 44                  |
| <b>Other Bothersome Neighborhood Conditions</b>    |                      |               |              |                              |              |                   |            |                           |              |                    |                     |
| 35 No other problems .....                         | 18 685               | 14 908        | 3 777        | 542                          | 1 183        | 381               | 700        | 1 695                     | 891          | 819                | 3 627               |
| 36 With other problems <sup>1</sup> .....          | 2 436                | 2 043         | 393          | 54                           | 167          | 49                | 112        | 288                       | 121          | 75                 | 447                 |
| 37 Noise .....                                     | 422                  | 341           | 80           | 1                            | 19           | 2                 | 21         | 65                        | 23           | 22                 | 83                  |
| 38 Litter or housing deterioration .....           | 361                  | 310           | 50           | —                            | 20           | 14                | 19         | 73                        | 25           | 9                  | 67                  |
| 39 Poor city or county services .....              | 114                  | 101           | 14           | —                            | 1            | 4                 | 8          | 30                        | 11           | —                  | 29                  |
| 40 Undesirable commercial, institutional, .....    | 126                  | 108           | 17           | 2                            | 5            | 4                 | —          | 10                        | —            | —                  | 19                  |
| 41 People .....                                    | 676                  | 547           | 128          | 14                           | 53           | 10                | 38         | 64                        | 35           | 28                 | 121                 |
| 42 Other .....                                     | 1 206                | 1 023         | 182          | 38                           | 90           | 24                | 59         | 135                       | 66           | 34                 | 208                 |
| 43 No problem .....                                | 20                   | 13            | 8            | —                            | —            | 2                 | 2          | —                         | —            | —                  | 3                   |
| 44 Type of problem not reported .....              | 98                   | 84            | 15           | 4                            | 14           | 4                 | 3          | 7                         | 5            | 2                  | 19                  |
| 45 Other problems not reported .....               | 302                  | 245           | 57           | —                            | 12           | 2                 | 10         | 19                        | 10           | 11                 | 42                  |
| <b>Public Elementary School<sup>1</sup></b>        |                      |               |              |                              |              |                   |            |                           |              |                    |                     |
| 46 Households with children aged 5-15 .....        | 617                  | 527           | 89           | 20                           | 27           | 13                | 30         | 165                       | 95           | 34                 | 171                 |
| 47 Attend public school(K-12) .....                | 515                  | 440           | 75           | 17                           | 27           | 13                | 30         | 144                       | 80           | 31                 | 152                 |
| 48 Attend private school (K-12) .....              | 74                   | 69            | 5            | 3                            | —            | —                 | 1          | 17                        | 12           | 3                  | 7                   |
| 49 Attend ungraded school, preschool, etc. ....    | 8                    | 8             | —            | —                            | —            | —                 | —          | 1                         | —            | —                  | 2                   |
| 50 Does not attend school .....                    | —                    | —             | —            | —                            | —            | —                 | —          | —                         | —            | —                  | —                   |
| 51 Not reported .....                              | 26                   | 17            | 9            | —                            | —            | —                 | —          | 7                         | 4            | —                  | 12                  |
| 52 Households with any children aged 0-13 .....    | 590                  | 497           | 94           | 15                           | 26           | 13                | 27         | 166                       | 91           | 36                 | 171                 |
| 53 Satisfactory public elementary school .....     | 494                  | 424           | 70           | 15                           | 26           | 13                | 24         | 133                       | 86           | 24                 | 141                 |
| 54 Unsatisfactory public elementary school .....   | 32                   | 23            | 9            | —                            | —            | —                 | 1          | 12                        | 2            | —                  | 11                  |
| 55 So bothered they want to move .....             | 11                   | 7             | 4            | —                            | —            | —                 | —          | 6                         | —            | —                  | —                   |
| 56 Not reported .....                              | —                    | —             | —            | —                            | —            | —                 | —          | —                         | —            | —                  | —                   |
| 57 Not reported or don't know .....                | 65                   | 49            | 15           | —                            | —            | —                 | 2          | 20                        | 4            | 12                 | 18                  |
| 58 Public elementary school less than 1 mile ..... | 359                  | 319           | 39           | 8                            | 10           | 13                | 12         | 105                       | 75           | 22                 | 91                  |
| 59 Public elementary school 1 mile or more .....   | 209                  | 164           | 46           | 6                            | 17           | —                 | 15         | 55                        | 13           | 10                 | 70                  |
| 60 Not reported .....                              | 22                   | 13            | 9            | —                            | —            | —                 | —          | 6                         | 4            | 4                  | 10                  |
| <b>Building Neighbor Noise<sup>2</sup></b>         |                      |               |              |                              |              |                   |            |                           |              |                    |                     |
| 61 Neighbor noise present .....                    | 2 089                | 673           | 1 416        | 63                           | —            | 61                | 114        | 324                       | 143          | 217                | 533                 |
| 62 Loudness bothersome .....                       | 405                  | 122           | 282          | —                            | —            | 24                | 38         | 70                        | 32           | 29                 | 110                 |
| 63 Loudness not bothersome .....                   | 1 682                | 551           | 1 131        | 63                           | —            | 38                | 76         | 255                       | 111          | 188                | 419                 |
| 64 Loudness bothersome not reported .....          | 3                    | —             | 3            | —                            | —            | —                 | —          | —                         | —            | —                  | 3                   |
| 65 Time of noise bothersome .....                  | 410                  | 124           | 286          | —                            | —            | 21                | 44         | 86                        | 32           | 11                 | 105                 |
| 66 Time of noise not bothersome .....              | 1 676                | 549           | 1 126        | 63                           | —            | 40                | 69         | 238                       | 110          | 206                | 423                 |
| 67 Time bothersome not reported .....              | 4                    | —             | 4            | —                            | —            | —                 | 1          | —                         | —            | —                  | 4                   |
| 68 Neighbor noise not present .....                | 3 164                | 1 285         | 1 879        | 96                           | —            | 83                | 139        | 373                       | 223          | 299                | 777                 |
| 69 Not reported .....                              | 93                   | 35            | 58           | —                            | —            | —                 | 4          | 7                         | 6            | 1                  | 20                  |
| <b>Public Transportation</b>                       |                      |               |              |                              |              |                   |            |                           |              |                    |                     |
| 70 With public transportation .....                | 10 959               | 7 982         | 2 977        | 188                          | 399          | 244               | 387        | 1 377                     | 736          | 451                | 2 107               |
| 71 Household uses it at least weekly .....         | 1 738                | 785           | 953          | 4                            | 34           | 53                | 115        | 454                       | 243          | 95                 | 500                 |
| 72 Satisfactory public transportation .....        | 1 658                | 737           | 921          | 4                            | 34           | 49                | 110        | 431                       | 236          | 92                 | 489                 |
| 73 Unsatisfactory public transportation .....      | 80                   | 49            | 32           | —                            | —            | 4                 | 4          | 23                        | 7            | 3                  | 11                  |
| 74 Not reported .....                              | —                    | —             | —            | —                            | —            | —                 | —          | —                         | —            | —                  | —                   |
| 75 Household uses it less than weekly .....        | 3 996                | 2 925         | 1 071        | 68                           | 136          | 110               | 141        | 487                       | 246          | 152                | 883                 |
| 76 Satisfactory public transportation .....        | 3 633                | 2 627         | 1 007        | 50                           | 104          | 97                | 130        | 453                       | 207          | 139                | 804                 |
| 77 Unsatisfactory public transportation .....      | 294                  | 247           | 47           | 11                           | 32           | 13                | 11         | 25                        | 36           | 8                  | 72                  |
| 78 Not reported .....                              | 69                   | 51            | 18           | 7                            | —            | —                 | —          | 9                         | 3            | 5                  | 6                   |
| 79 Household does not use .....                    | 5 178                | 4 250         | 929          | 115                          | 229          | 81                | 132        | 425                       | 244          | 204                | 715                 |
| 80 Not reported .....                              | 46                   | 22            | 24           | —                            | —            | —                 | —          | 11                        | 2            | —                  | 9                   |
| 81 No public transportation .....                  | 9 877                | 8 767         | 1 110        | 383                          | 940          | 186               | 420        | 585                       | 261          | 400                | 1 923               |
| 82 Not reported .....                              | 588                  | 447           | 141          | 25                           | 22           | 2                 | 15         | 39                        | 25           | 54                 | 85                  |

| Total occupied units | In MSAs        |              | Outside MSAs | Urban         |              | Rural        |              |              | Regions      |              |              |              |          |
|----------------------|----------------|--------------|--------------|---------------|--------------|--------------|--------------|--------------|--------------|--------------|--------------|--------------|----------|
|                      | Central cities | Suburbs      |              | Total         | Outside MSAs | Total        | Suburbs      | Outside MSAs | Northeast    | Midwest      | South        | West         |          |
| <b>21 423</b>        | <b>5 874</b>   | <b>9 708</b> | <b>5 840</b> | <b>14 958</b> | <b>2 166</b> | <b>6 465</b> | <b>2 764</b> | <b>3 674</b> | <b>4 664</b> | <b>5 157</b> | <b>7 561</b> | <b>4 041</b> | <b>1</b> |
| 155                  | 64             | 64           | 28           | 138           | 21           | 17           | 10           | 7            | 24           | 27           | 75           | 30           | 2        |
| 69                   | 22             | 24           | 24           | 50            | 7            | 19           | 2            | 17           | 16           | 17           | 22           | 14           | 3        |
| 110                  | 71             | 25           | 14           | 96            | 5            | 13           | 2            | 9            | 26           | 20           | 33           | 30           | 4        |
| 189                  | 100            | 64           | 25           | 157           | 8            | 32           | 15           | 17           | 44           | 41           | 54           | 49           | 5        |
| 1 119                | 428            | 398          | 292          | 863           | 126          | 256          | 90           | 166          | 245          | 254          | 378          | 241          | 6        |
| 813                  | 328            | 310          | 175          | 665           | 90           | 148          | 60           | 86           | 173          | 173          | 273          | 195          | 7        |
| 1 848                | 639            | 790          | 419          | 1 434         | 178          | 414          | 172          | 242          | 441          | 471          | 548          | 389          | 8        |
| 5 199                | 1 501          | 2 381        | 1 316        | 3 748         | 540          | 1 451        | 670          | 777          | 1 155        | 1 227        | 1 767        | 1 050        | 9        |
| 3 313                | 808            | 1 547        | 957          | 2 256         | 359          | 1 057        | 454          | 598          | 697          | 786          | 1 220        | 609          | 10       |
| 7 680                | 1 632          | 3 678        | 2 370        | 4 938         | 780          | 2 742        | 1 141        | 1 590        | 1 622        | 1 975        | 2 775        | 1 308        | 11       |
| 132                  | 28             | 45           | 59           | 41            | 3            | 91           | 34           | 55           | 23           | 26           | 65           | 18           | 12       |
| 796                  | 254            | 381          | 161          | 571           | 50           | 226          | 115          | 111          | 199          | 139          | 350          | 108          | 13       |
| 5 852                | 1 952          | 2 361        | 1 540        | 4 306         | 658          | 1 546        | 660          | 881          | 1 547        | 1 517        | 1 731        | 1 057        | 14       |
| 4 050                | 1 232          | 1 680        | 1 137        | 2 878         | 458          | 1 172        | 488          | 679          | 1 019        | 1 130        | 1 232        | 669          | 15       |
| 1 792                | 711            | 681          | 400          | 1 418         | 198          | 374          | 172          | 202          | 523          | 384          | 497          | 388          | 16       |
| 448                  | 216            | 169          | 63           | 389           | 39           | 60           | 35           | 24           | 121          | 94           | 106          | 127          | 17       |
| 8                    | —              | 6            | —            | 6             | —            | 2            | —            | 2            | —            | 3            | 2            | —            | 18       |
| 10                   | 8              | —            | 2            | 2             | —            | —            | —            | —            | 5            | 3            | 3            | —            | 19       |
| 299                  | 115            | 111          | 73           | 210           | 18           | 88           | 34           | 55           | 49           | 45           | 160          | 44           | 20       |
| 2 136                | 1 066          | 754          | 316          | 1 762         | 131          | 374          | 187          | 185          | 476          | 394          | 803          | 463          | 21       |
| 1 035                | 487            | 396          | 151          | 841           | 53           | 194          | 95           | 99           | 246          | 192          | 393          | 204          | 22       |
| 1 095                | 574            | 358          | 162          | 915           | 76           | 180          | 92           | 86           | 230          | 197          | 409          | 259          | 23       |
| 314                  | 217            | 66           | 32           | 289           | 19           | 25           | 10           | 13           | 70           | 58           | 102          | 84           | 24       |
| 7                    | 5              | —            | 2            | 5             | —            | 2            | —            | 2            | —            | 2            | 4            | —            | 25       |
| 6                    | 4              | —            | 2            | 6             | —            | —            | —            | —            | —            | 5            | —            | 1            | 26       |
| 388                  | 162            | 144          | 82           | 292           | 25           | 96           | 39           | 57           | 83           | 66           | 183          | 56           | 27       |
| 1 051                | 379            | 404          | 268          | 765           | 92           | 286          | 108          | 176          | 263          | 264          | 327          | 196          | 28       |
| 446                  | 174            | 161          | 110          | 339           | 41           | 107          | 35           | 69           | 109          | 118          | 146          | 72           | 29       |
| 602                  | 202            | 243          | 158          | 423           | 51           | 179          | 72           | 107          | 154          | 143          | 181          | 124          | 30       |
| 179                  | 71             | 73           | 35           | 135           | 12           | 45           | 22           | 23           | 63           | 35           | 46           | 36           | 31       |
| —                    | —              | —            | —            | —             | —            | —            | —            | —            | —            | —            | —            | —            | 32       |
| 3                    | 3              | —            | —            | 3             | —            | —            | —            | —            | —            | 3            | —            | —            | 33       |
| 308                  | 116            | 117          | 75           | 220           | 20           | 88           | 34           | 55           | 53           | 49           | 163          | 44           | 34       |
| 18 685               | 4 911          | 8 578        | 5 195        | 12 918        | 1 946        | 5 766        | 2 495        | 3 249        | 4 098        | 4 556        | 6 585        | 3 446        | 35       |
| 2 436                | 855            | 1 011        | 570          | 1 825         | 198          | 611          | 234          | 372          | 510          | 549          | 822          | 554          | 36       |
| 422                  | 156            | 184          | 81           | 333           | 25           | 89           | 32           | 56           | 87           | 77           | 143          | 115          | 37       |
| 361                  | 154            | 126          | 80           | 285           | 40           | 76           | 36           | 40           | 102          | 86           | 106          | 67           | 38       |
| 114                  | 57             | 33           | 25           | 98            | 11           | 16           | 2            | 14           | 29           | 16           | 43           | 27           | 39       |
| 126                  | 42             | 60           | 23           | 91            | 5            | 34           | 16           | 18           | 32           | 15           | 48           | 30           | 40       |
| 676                  | 256            | 286          | 134          | 518           | 44           | 158          | 63           | 90           | 133          | 159          | 218          | 166          | 41       |
| 1 206                | 397            | 521          | 288          | 891           | 97           | 315          | 124          | 191          | 248          | 274          | 391          | 292          | 42       |
| 20                   | 12             | 4            | 4            | 20            | —            | —            | —            | —            | 5            | 11           | 2            | 3            | 43       |
| 98                   | 23             | 50           | 25           | 85            | 16           | 14           | 4            | 9            | 17           | 18           | 38           | 26           | 44       |
| 302                  | 108            | 119          | 75           | 214           | 22           | 88           | 35           | 53           | 56           | 52           | 153          | 41           | 45       |
| 617                  | 176            | 301          | 139          | 451           | 55           | 166          | 79           | 84           | 128          | 80           | 252          | 156          | 46       |
| 515                  | 122            | 265          | 128          | 371           | 53           | 145          | 70           | 75           | 92           | 65           | 219          | 139          | 47       |
| 74                   | 44             | 25           | 4            | 59            | —            | 14           | 10           | 4            | 26           | 11           | 23           | 14           | 48       |
| 8                    | 1              | 4            | 2            | 5             | —            | 2            | —            | 2            | 3            | 2            | —            | 2            | 49       |
| —                    | —              | —            | —            | —             | —            | —            | —            | —            | —            | —            | —            | —            | 50       |
| 26                   | 13             | 10           | 4            | 22            | 2            | 4            | —            | 2            | 6            | 3            | 13           | 4            | 51       |
| 590                  | 167            | 293          | 131          | 428           | 52           | 162          | 81           | 79           | 117          | 94           | 218          | 161          | 52       |
| 494                  | 121            | 258          | 116          | 345           | 45           | 149          | 77           | 70           | 93           | 68           | 199          | 135          | 53       |
| 32                   | 12             | 15           | 5            | 27            | 3            | 4            | 2            | 2            | 14           | 7            | 2            | 9            | 54       |
| 11                   | 3              | 6            | 2            | 9             | —            | 2            | —            | 2            | 11           | —            | —            | —            | 55       |
| —                    | —              | —            | —            | —             | —            | —            | —            | —            | —            | —            | —            | —            | 56       |
| 65                   | 34             | 20           | 10           | 56            | 4            | 9            | 3            | 6            | 10           | 20           | 17           | 18           | 57       |
| 359                  | 133            | 172          | 53           | 323           | 36           | 36           | 17           | 17           | 92           | 55           | 101          | 111          | 58       |
| 209                  | 18             | 116          | 76           | 85            | 14           | 124          | 62           | 62           | 24           | 34           | 108          | 44           | 59       |
| 22                   | 16             | 5            | 2            | 19            | 2            | 3            | 3            | —            | 1            | 6            | 9            | 6            | 60       |
| 2 089                | 990            | 868          | 231          | 1 921         | 156          | 169          | 94           | 75           | 733          | 464          | 453          | 439          | 61       |
| 405                  | 209            | 163          | 32           | 385           | 27           | 20           | 14           | 6            | 155          | 59           | 94           | 96           | 62       |
| 1 682                | 782            | 702          | 198          | 1 533         | 129          | 149          | 80           | 69           | 578          | 405          | 359          | 339          | 63       |
| 3                    | —              | 3            | —            | 3             | —            | —            | —            | —            | —            | —            | —            | 3            | 64       |
| 410                  | 225            | 156          | 28           | 386           | 21           | 24           | 16           | 8            | 147          | 61           | 99           | 103          | 65       |
| 1 676                | 765            | 708          | 202          | 1 531         | 135          | 145          | 78           | 67           | 587          | 403          | 354          | 332          | 66       |
| 4                    | —              | 4            | —            | 4             | —            | —            | —            | —            | —            | —            | —            | 4            | 67       |
| 3 164                | 1 332          | 1 424        | 408          | 2 827         | 262          | 337          | 189          | 146          | 1 090        | 701          | 872          | 501          | 68       |
| 93                   | 63             | 25           | 5            | 90            | 2            | 3            | —            | 3            | 40           | 12           | 25           | 16           | 69       |
| 10 959               | 4 838          | 4 769        | 1 352        | 10 001        | 799          | 958          | 398          | 553          | 2 975        | 2 666        | 2 666        | 2 651        | 70       |
| 1 738                | 1 173          | 450          | 115          | 1 689         | 87           | 50           | 21           | 28           | 775          | 240          | 334          | 390          | 71       |
| 1 658                | 1 114          | 429          | 115          | 1 610         | 87           | 47           | 19           | 28           | 746          | 230          | 316          | 366          | 72       |
| 80                   | 59             | 21           | —            | 78            | —            | 2            | 2            | —            | 29           | 10           | 18           | 24           | 73       |
| —                    | —              | —            | —            | —             | —            | —            | —            | —            | —            | —            | —            | —            | 74       |
| 3 996                | 1 724          | 1 807        | 465          | 3 626         | 263          | 370          | 162          | 203          | 1 150        | 1 021        | 868          | 958          | 75       |
| 3 633                | 1 583          | 1 639        | 412          | 3 324         | 242          | 309          | 137          | 170          | 1 071        | 943          | 776          | 843          | 76       |
| 294                  | 113            | 132          | 50           | 242           | 21           | 52           | 21           | 29           | 62           | 64           | 79           | 89           | 77       |
| 69                   | 28             | 36           | 4            | 59            | —            | 9            | 5            | 4            | 17           | 14           | 12           | 25           | 78       |
| 5 178                | 1 917          | 2 490        | 771          | 4 640         | 450          | 538          | 215          | 321          | 1 029        | 1 395        | 1 459        | 1 295        | 79       |
| 46                   | 24             | 22           | —            | 46            | —            | —            | —            | —            | 21           | 11           | 6            | 8            | 80       |
| 9 877                | 875            | 4 614        | 4 388        | 4 523         | 1 329        | 5 354        | 2 278        | 3 058        | 1 577        | 2 370        | 4 632        | 1 297        | 81       |
| 588                  | 161            | 325          | 101          | 434           | 37           | 153          | 88           | 63           | 112          | 120          | 262          | 93           | 82       |

Table 7-8. **Neighborhood—Occupied Units With Elderly Householder—Con.**

[Numbers in thousands. Consistent with the 1990 Census. ... means not applicable or sample too small. — means zero or rounds to zero]

| Characteristics  | Total occupied units | Tenure |        | Housing unit characteristics |              |                   |          | Household characteristics |          |                    |                     |
|--|----------------------|--------|--------|------------------------------|--------------|-------------------|----------|---------------------------|----------|--------------------|---------------------|
|  |                      | Owner  | Renter | New construction 4 years     | Mobile homes | Physical problems |          | Black                     | Hispanic | Moved in past year | Below poverty level |
|  |                      |        |        |                              |              | Severe            | Moderate |                           |          |                    |                     |
| <b>Neighborhood Shopping</b>   |                      |        |        |                              |              |                   |          |                           |          |                    |                     |
| 1 Satisfactory neighborhood shopping .....                                 | 16 951               | 13 351 | 3 600  | 448                          | 974          | 335               | 565      | 1 379                     | 888      | 760                | 3 115               |
| 2 Less than 1 mile .....   | 13 151               | 9 939  | 3 212  | 293                          | 603          | 275               | 429      | 1 163                     | 797      | 617                | 2 467               |
| 3 1 mile or more .....   | 3 758                | 3 382  | 375    | 155                          | 371          | 60                | 136      | 211                       | 90       | 138                | 640                 |
| 4 Not reported .....   | 42                   | 29     | 13     | —                            | —            | —                 | —        | 5                         | —        | 6                  | 8                   |
| 5 Unsatisfactory neighborhood shopping .....                               | 4 027                | 3 500  | 527    | 135                          | 374          | 86                | 232      | 565                       | 115      | 127                | 918                 |
| 6 Not reported or don't know .....   | 445                  | 346    | 99     | 13                           | 14           | 11                | 24       | 56                        | 20       | 17                 | 82                  |
| <b>Police Protection</b>   |                      |        |        |                              |              |                   |          |                           |          |                    |                     |
| 7 Satisfactory police protection .....                                     | 19 348               | 15 499 | 3 849  | 526                          | 1 138        | 384               | 697      | 1 723                     | 919      | 804                | 3 666               |
| 8 Unsatisfactory police protection .....                                   | 1 335                | 1 091  | 243    | 48                           | 183          | 23                | 100      | 209                       | 61       | 46                 | 317                 |
| 9 Not reported .....   | 741                  | 606    | 135    | 22                           | 41           | 26                | 24       | 69                        | 42       | 55                 | 133                 |
| <b>Description of Area Within 300 Feet<sup>1</sup></b>                     |                      |        |        |                              |              |                   |          |                           |          |                    |                     |
| 10 Single-family detached houses .....                                     | 16 850               | 14 188 | 2 662  | 397                          | 704          | 294               | 605      | 1 530                     | 788      | 596                | 3 072               |
| 11 Single-family attached .....  | 2 169                | 1 451  | 717    | 59                           | 27           | 27                | 69       | 302                       | 121      | 141                | 425                 |
| 12 1- to 3- story multiunit .....  | 3 636                | 1 724  | 1 912  | 66                           | 52           | 102               | 160      | 441                       | 267      | 288                | 811                 |
| 13 4- to 6- story multiunit .....  | 1 034                | 390    | 644    | 16                           | 6            | 41                | 65       | 183                       | 116      | 75                 | 270                 |
| 14 7- or more story multiunit .....  | 620                  | 185    | 435    | —                            | —            | 24                | 47       | 134                       | 63       | 34                 | 204                 |
| 15 Mobile homes .....  | 2 603                | 2 371  | 232    | 149                          | 1 115        | 82                | 168      | 211                       | 85       | 131                | 638                 |
| 16 Commercial, or institutional .....                                      | 4 548                | 2 642  | 1 906  | 89                           | 152          | 118               | 229      | 653                       | 349      | 257                | 1 069               |
| 17 Industrial or factories .....   | 613                  | 421    | 192    | 12                           | 39           | 23                | 31       | 77                        | 78       | 34                 | 159                 |
| 18 Open space, park, woods, farm, or ranch .....                           | 7 356                | 6 051  | 1 305  | 297                          | 686          | 155               | 302      | 555                       | 248      | 399                | 1 339               |
| 19 4 or more lane highway, railroad, or airport .....                      | 2 433                | 1 671  | 762    | 65                           | 178          | 67                | 126      | 285                       | 183      | 126                | 547                 |
| 20 Not reported .....  | 473                  | 382    | 92     | 13                           | 20           | 9                 | 18       | 54                        | 25       | 7                  | 108                 |
| <b>Bodies of Water Within 300 Feet</b>                                     |                      |        |        |                              |              |                   |          |                           |          |                    |                     |
| 21 Water in area .....   | 3 119                | 2 610  | 509    | 122                          | 288          | 44                | 86       | 119                       | 63       | 146                | 507                 |
| 22 Waterfront property .....   | 725                  | 641    | 84     | 23                           | 38           | 5                 | 16       | 24                        | 16       | 24                 | 102                 |
| 23 Not reported .....  | 12                   | 7      | 6      | —                            | —            | —                 | —        | —                         | —        | —                  | 8                   |
| 24 Flood plain .....   | 490                  | 430    | 60     | 23                           | 43           | 5                 | 11       | 22                        | 13       | 29                 | 50                  |
| 25 Not reported .....  | 164                  | 107    | 56     | 2                            | 19           | —                 | 9        | 3                         | 3        | 14                 | 33                  |
| 26 Water not reported .....  | 512                  | 407    | 105    | 13                           | 24           | 9                 | 19       | 56                        | 25       | 13                 | 118                 |
| 27 No water in area .....  | 17 792               | 14 179 | 3 612  | 460                          | 1 050        | 379               | 717      | 1 827                     | 934      | 745                | 3 490               |
| <b>Age of Other Residential Buildings Within 300 Feet</b>                  |                      |        |        |                              |              |                   |          |                           |          |                    |                     |
| 28 Older .....   | 2 470                | 2 032  | 438    | 17                           | 156          | 66                | 165      | 210                       | 100      | 62                 | 488                 |
| 29 About the same .....  | 12 595               | 10 314 | 2 281  | 228                          | 516          | 246               | 390      | 1 233                     | 656      | 496                | 2 227               |
| 30 Newer .....   | 2 019                | 1 469  | 549    | 250                          | 318          | 36                | 56       | 105                       | 105      | 173                | 374                 |
| 31 Very mixed .....  | 2 009                | 1 603  | 406    | 31                           | 230          | 36                | 91       | 151                       | 67       | 84                 | 448                 |
| 32 No other residential buildings .....                                    | 1 629                | 1 326  | 303    | 56                           | 104          | 39                | 89       | 121                       | 51       | 56                 | 377                 |
| 33 Not reported .....  | 701                  | 453    | 248    | 13                           | 38           | 10                | 31       | 114                       | 42       | 33                 | 201                 |
| <b>Other Buildings Vandalized or With Interior Exposed Within 300 Feet</b> |                      |        |        |                              |              |                   |          |                           |          |                    |                     |
| 34 None .....  | 18 697               | 15 003 | 3 694  | 516                          | 1 179        | 364               | 650      | 1 548                     | 881      | 818                | 3 443               |
| 35 1 building .....  | 347                  | 277    | 71     | 6                            | 37           | 4                 | 33       | 97                        | 33       | 9                  | 86                  |
| 36 More than 1 building .....  | 317                  | 224    | 93     | 7                            | 20           | 19                | 38       | 169                       | 22       | 14                 | 120                 |
| 37 No buildings .....  | 1 426                | 1 235  | 191    | 53                           | 99           | 30                | 72       | 94                        | 39       | 38                 | 310                 |
| 38 Not reported .....  | 634                  | 457    | 178    | 13                           | 28           | 15                | 28       | 93                        | 46       | 24                 | 157                 |
| <b>Bars on Windows of Buildings Within 300 Feet</b>                        |                      |        |        |                              |              |                   |          |                           |          |                    |                     |
| 39 No bars on windows .....  | 17 263               | 14 088 | 3 175  | 516                          | 1 208        | 325               | 558      | 1 212                     | 592      | 767                | 3 127               |
| 40 1 building with bars .....  | 311                  | 251    | 60     | 2                            | 3            | 5                 | 15       | 66                        | 46       | 4                  | 61                  |
| 41 2 or more buildings with bars .....                                     | 1 323                | 885    | 438    | 8                            | 19           | 54                | 101      | 432                       | 265      | 54                 | 344                 |
| 42 No buildings .....  | 1 426                | 1 235  | 191    | 53                           | 99           | 30                | 72       | 94                        | 39       | 38                 | 310                 |
| 43 Not reported .....  | 1 100                | 737    | 362    | 15                           | 33           | 18                | 76       | 198                       | 80       | 41                 | 274                 |
| <b>Condition of Streets Within 300 Feet</b>                                |                      |        |        |                              |              |                   |          |                           |          |                    |                     |
| 44 No repairs needed .....   | 14 330               | 11 666 | 2 664  | 403                          | 784          | 264               | 443      | 1 066                     | 694      | 646                | 2 524               |
| 45 Minor repairs needed .....  | 5 079                | 3 933  | 1 146  | 120                          | 392          | 116               | 266      | 678                       | 227      | 196                | 1 103               |
| 46 Major repairs needed .....  | 1 008                | 818    | 190    | 55                           | 128          | 34                | 67       | 155                       | 58       | 32                 | 242                 |
| 47 No streets within 300 feet .....  | 360                  | 313    | 47     | 4                            | 29           | 5                 | 24       | 10                        | 11       | 8                  | 73                  |
| 48 Not reported .....  | 645                  | 466    | 179    | 13                           | 29           | 14                | 21       | 92                        | 32       | 22                 | 173                 |
| <b>Trash, Litter, or Junk on Streets or Any Properties Within 300 Feet</b> |                      |        |        |                              |              |                   |          |                           |          |                    |                     |
| 49 None .....  | 19 508               | 15 786 | 3 722  | 555                          | 1 260        | 364               | 672      | 1 625                     | 877      | 852                | 3 642               |
| 50 Minor accumulation .....  | 955                  | 679    | 277    | 25                           | 43           | 42                | 92       | 226                       | 94       | 23                 | 231                 |
| 51 Major accumulation .....  | 416                  | 307    | 109    | 2                            | 27           | 14                | 38       | 87                        | 23       | 17                 | 116                 |
| 52 Not reported .....  | 544                  | 425    | 119    | 13                           | 32           | 12                | 20       | 63                        | 28       | 12                 | 125                 |
| <b>Parking Lots<sup>1</sup></b>  |                      |        |        |                              |              |                   |          |                           |          |                    |                     |
| 53 With parking lots .....   | 3 998                | 2 016  | 1 982  | 95                           | 122          | 101               | 197      | 431                       | 264      | 320                | 898                 |
| 54 Residents only .....  | 2 516                | 926    | 1 590  | 90                           | 77           | 73                | 126      | 270                       | 185      | 268                | 625                 |
| 55 Shoppers or workers only .....  | 1 309                | 818    | 491    | 21                           | 44           | 29                | 59       | 133                       | 85       | 81                 | 296                 |
| 56 Anyone .....  | 1 141                | 658    | 483    | 22                           | 45           | 22                | 58       | 143                       | 65       | 75                 | 229                 |
| 57 Kind not reported .....   | 73                   | 45     | 28     | —                            | —            | —                 | —        | 11                        | 6        | 2                  | 23                  |
| 58 No parking lots within 300 feet .....                                   | 16 904               | 14 778 | 2 127  | 487                          | 1 217        | 317               | 605      | 1 512                     | 733      | 574                | 3 096               |
| 59 Parking lot not reported .....  | 520                  | 402    | 118    | 13                           | 23           | 14                | 20       | 59                        | 25       | 10                 | 121                 |
| <b>Mobile Homes in Group</b>   |                      |        |        |                              |              |                   |          |                           |          |                    |                     |
| 60 Mobile homes .....  | 1 362                | 1 255  | 107    | 168                          | 1 362        | 21                | 36       | 74                        | 23       | 99                 | 328                 |
| 61 1 to 6 .....  | 790                  | 706    | 84     | 126                          | 790          | 10                | 36       | 72                        | 16       | 44                 | 215                 |
| 62 7 to 20 .....   | 59                   | 57     | 2      | —                            | 59           | 2                 | —        | 2                         | —        | 2                  | 22                  |
| 63 21 or more .....  | 513                  | 492    | 21     | 41                           | 513          | 9                 | —        | —                         | 7        | 52                 | 91                  |

<sup>1</sup>Figures may not add to total because more than one category may apply to a unit.

<sup>2</sup>Limited to single attached and multiunits.

| Total occupied units | In MSAs        |         | Outside MSAs | Urban  |              | Rural |         |              | Regions   |         |       |       |    |
|----------------------|----------------|---------|--------------|--------|--------------|-------|---------|--------------|-----------|---------|-------|-------|----|
|                      | Central cities | Suburbs |              | Total  | Outside MSAs | Total | Suburbs | Outside MSAs | Northeast | Midwest | South | West  |    |
| 16 951               | 4 955          | 8 010   | 3 986        | 12 912 | 1 802        | 4 039 | 1 832   | 2 184        | 3 824     | 4 095   | 5 618 | 3 415 | 1  |
| 13 151               | 4 446          | 6 141   | 2 564        | 11 192 | 1 520        | 1 960 | 904     | 1 044        | 3 111     | 3 229   | 4 041 | 2 771 | 2  |
| 3 758                | 499            | 1 842   | 1 416        | 1 686  | 282          | 2 071 | 926     | 1 134        | 705       | 852     | 1 567 | 634   | 3  |
| 42                   | 10             | 27      | 6            | 34     | -            | 8     | 2       | 6            | 8         | 14      | 11    | 10    | 4  |
| 4 027                | 768            | 1 517   | 1 742        | 1 736  | 327          | 2 291 | 872     | 1 415        | 770       | 974     | 1 730 | 553   | 5  |
| 445                  | 151            | 181     | 113          | 309    | 37           | 136   | 60      | 76           | 70        | 88      | 213   | 74    | 6  |
| 19 348               | 5 278          | 8 957   | 5 112        | 13 839 | 2 045        | 5 509 | 2 423   | 3 068        | 4 253     | 4 705   | 6 751 | 3 638 | 7  |
| 1 335                | 346            | 435     | 553          | 628    | 85           | 706   | 234     | 468          | 275       | 292     | 525   | 243   | 8  |
| 741                  | 250            | 316     | 174          | 490    | 36           | 250   | 107     | 138          | 136       | 160     | 285   | 160   | 9  |
| 16 850               | 4 599          | 7 626   | 4 625        | 12 109 | 1 919        | 4 740 | 2 012   | 2 706        | 3 616     | 4 169   | 5 799 | 3 266 | 10 |
| 2 169                | 1 005          | 952     | 211          | 1 960  | 143          | 208   | 137     | 69           | 713       | 366     | 576   | 514   | 11 |
| 3 636                | 1 660          | 1 443   | 533          | 3 334  | 383          | 302   | 150     | 150          | 978       | 868     | 939   | 852   | 12 |
| 1 034                | 683            | 326     | 25           | 1 008  | 21           | 26    | 22      | 4            | 547       | 164     | 189   | 133   | 13 |
| 620                  | 454            | 143     | 23           | 618    | 23           | 3     | 3       | -            | 374       | 85      | 107   | 54    | 14 |
| 2 603                | 185            | 1 133   | 1 286        | 919    | 251          | 1 684 | 649     | 1 035        | 270       | 398     | 1 392 | 543   | 15 |
| 4 548                | 2 010          | 1 710   | 829          | 3 986  | 484          | 562   | 217     | 345          | 1 439     | 1 073   | 1 192 | 845   | 16 |
| 613                  | 237            | 233     | 143          | 508    | 80           | 105   | 43      | 63           | 191       | 133     | 190   | 100   | 17 |
| 7 356                | 1 204          | 3 491   | 2 661        | 3 582  | 499          | 3 774 | 1 599   | 2 522        | 1 824     | 1 073   | 2 856 | 1 155 | 18 |
| 2 433                | 786            | 1 125   | 522          | 1 948  | 230          | 485   | 194     | 291          | 512       | 597     | 908   | 416   | 19 |
| 473                  | 143            | 230     | 100          | 354    | 34           | 120   | 53      | 66           | 127       | 66      | 201   | 79    | 20 |
| 3 119                | 481            | 1 712   | 926          | 1 696  | 153          | 1 423 | 648     | 773          | 687       | 698     | 1 329 | 404   | 21 |
| 725                  | 96             | 360     | 270          | 352    | 33           | 373   | 135     | 236          | 129       | 166     | 350   | 80    | 22 |
| 12                   | 3              | 5       | 4            | 8      | -            | 4     | -       | 4            | 3         | 2       | 4     | 3     | 23 |
| 490                  | 88             | 291     | 111          | 322    | 30           | 168   | 85      | 81           | 98        | 51      | 277   | 64    | 24 |
| 164                  | 33             | 106     | 24           | 114    | 7            | 50    | 33      | 17           | 25        | 35      | 70    | 34    | 25 |
| 512                  | 162            | 237     | 113          | 377    | 36           | 135   | 58      | 77           | 143       | 73      | 216   | 80    | 26 |
| 17 792               | 5 231          | 7 759   | 4 802        | 12 884 | 1 977        | 4 908 | 2 059   | 2 824        | 3 833     | 4 385   | 6 016 | 3 557 | 27 |
| 2 470                | 521            | 1 100   | 849          | 1 524  | 272          | 946   | 369     | 577          | 541       | 571     | 908   | 451   | 28 |
| 12 595               | 4 036          | 5 825   | 2 735        | 9 944  | 1 346        | 2 651 | 1 247   | 1 388        | 2 705     | 3 062   | 4 316 | 2 511 | 29 |
| 2 019                | 458            | 829     | 732          | 1 185  | 199          | 834   | 296     | 534          | 480       | 545     | 644   | 350   | 30 |
| 2 009                | 429            | 953     | 627          | 1 224  | 201          | 785   | 356     | 426          | 502       | 391     | 697   | 419   | 31 |
| 1 629                | 194            | 682     | 753          | 525    | 88           | 1 104 | 434     | 665          | 243       | 467     | 708   | 212   | 32 |
| 701                  | 237            | 319     | 145          | 557    | 61           | 144   | 61      | 83           | 194       | 121     | 287   | 99    | 33 |
| 18 697               | 5 198          | 8 653   | 4 847        | 13 580 | 1 994        | 5 118 | 2 244   | 2 853        | 4 147     | 4 522   | 6 372 | 3 656 | 34 |
| 347                  | 149            | 96      | 103          | 249    | 41           | 98    | 35      | 62           | 58        | 51      | 185   | 53    | 35 |
| 317                  | 197            | 66      | 54           | 272    | 26           | 45    | 17      | 28           | 98        | 66      | 121   | 33    | 36 |
| 1 426                | 104            | 606     | 716          | 349    | 55           | 1 078 | 412     | 661          | 186       | 418     | 643   | 180   | 37 |
| 634                  | 226            | 288     | 121          | 508    | 50           | 126   | 56      | 70           | 175       | 100     | 240   | 120   | 38 |
| 17 263               | 4 122          | 8 237   | 4 904        | 12 089 | 1 986        | 5 174 | 2 234   | 2 918        | 3 864     | 4 398   | 5 896 | 3 104 | 39 |
| 311                  | 180            | 94      | 37           | 299    | 27           | 12    | 2       | 10           | 44        | 46      | 123   | 98    | 40 |
| 1 323                | 979            | 300     | 44           | 1 283  | 35           | 40    | 31      | 9            | 298       | 96      | 502   | 426   | 41 |
| 1 426                | 104            | 606     | 716          | 349    | 55           | 1 078 | 412     | 661          | 186       | 418     | 643   | 180   | 42 |
| 1 100                | 489            | 472     | 139          | 939    | 63           | 161   | 85      | 76           | 272       | 198     | 396   | 233   | 43 |
| 14 330               | 3 671          | 6 946   | 3 714        | 10 215 | 1 463        | 4 115 | 1 844   | 2 251        | 2 980     | 3 553   | 4 907 | 2 890 | 44 |
| 5 079                | 1 655          | 1 936   | 1 489        | 3 481  | 538          | 1 598 | 641     | 951          | 1 247     | 1 197   | 1 854 | 781   | 45 |
| 1 008                | 306            | 379     | 324          | 655    | 99           | 353   | 128     | 225          | 215       | 204     | 399   | 190   | 46 |
| 360                  | 28             | 158     | 174          | 104    | 9            | 256   | 91      | 166          | 41        | 98      | 152   | 69    | 47 |
| 645                  | 216            | 289     | 140          | 502    | 58           | 143   | 61      | 83           | 182       | 104     | 248   | 111   | 48 |
| 19 508               | 5 035          | 9 079   | 5 394        | 13 502 | 1 988        | 6 006 | 2 573   | 3 406        | 4 212     | 4 809   | 6 807 | 3 681 | 49 |
| 955                  | 480            | 271     | 204          | 742    | 82           | 213   | 91      | 122          | 229       | 170     | 368   | 187   | 50 |
| 416                  | 179            | 105     | 132          | 291    | 54           | 125   | 46      | 78           | 81        | 89      | 164   | 81    | 51 |
| 544                  | 180            | 253     | 111          | 423    | 42           | 122   | 53      | 68           | 142       | 89      | 221   | 92    | 52 |
| 3 998                | 1 447          | 1 824   | 727          | 3 535  | 478          | 463   | 214     | 249          | 1 047     | 1 104   | 1 128 | 720   | 53 |
| 2 516                | 969            | 1 203   | 344          | 2 283  | 241          | 234   | 131     | 103          | 670       | 650     | 745   | 451   | 54 |
| 1 309                | 485            | 562     | 263          | 1 176  | 186          | 133   | 56      | 77           | 379       | 363     | 330   | 237   | 55 |
| 1 141                | 388            | 488     | 265          | 1 008  | 185          | 133   | 53      | 81           | 321       | 324     | 282   | 213   | 56 |
| 73                   | 33             | 16      | 24           | 60     | 14           | 13    | 2       | 11           | 17        | 16      | 30    | 10    | 57 |
| 16 904               | 4 260          | 7 637   | 5 007        | 11 027 | 1 651        | 5 877 | 2 494   | 3 356        | 3 470     | 3 979   | 6 220 | 3 235 | 58 |
| 520                  | 167            | 247     | 106          | 395    | 37           | 125   | 56      | 69           | 147       | 74      | 212   | 87    | 59 |
| 1 362                | 109            | 664     | 588          | 538    | 113          | 824   | 348     | 476          | 145       | 204     | 608   | 404   | 60 |
| 790                  | 22             | 314     | 453          | 155    | 53           | 635   | 235     | 400          | 81        | 104     | 448   | 156   | 61 |
| 59                   | 4              | 28      | 27           | 29     | 9            | 30    | 12      | 18           | 26        | 15      | 14    | 5     | 62 |
| 513                  | 83             | 322     | 108          | 354    | 50           | 159   | 101     | 58           | 38        | 86      | 146   | 243   | 63 |

**Table 7-9. Household Composition—Occupied Units With Elderly Householder**

[Numbers in thousands. Consistent with the 1990 Census. ... means not applicable or sample too small. – means zero or rounds to zero]

| Characteristics                                      | Total occupied units | Tenure        |              | Housing unit characteristics |              |                   |              | Household characteristics |              |                    |                     |
|--|----------------------|---------------|--------------|------------------------------|--------------|-------------------|--------------|---------------------------|--------------|--------------------|---------------------|
|  |                      | Owner         | Renter       | New construction 4 years     | Mobile homes | Physical problems |              | Black                     | Hispanic     | Moved in past year | Below poverty level |
|  |                      |               |              |                              |              | Severe            | Moderate     |                           |              |                    |                     |
| <b>1 Population in housing units ...</b>             | <b>36 920</b>        | <b>30 971</b> | <b>5 949</b> | <b>1 093</b>                 | <b>2 213</b> | <b>721</b>        | <b>1 362</b> | <b>3 843</b>              | <b>2 248</b> | <b>1 511</b>       | <b>6 588</b>        |
| <b>2 Total .....</b>                                 | <b>21 423</b>        | <b>17 196</b> | <b>4 227</b> | <b>595</b>                   | <b>1 362</b> | <b>432</b>        | <b>822</b>   | <b>2 001</b>              | <b>1 022</b> | <b>904</b>         | <b>4 115</b>        |
| <b>Persons</b>                                       |                      |               |              |                              |              |                   |              |                           |              |                    |                     |
| 3 1 person .....                                     | 9 622                | 6 664         | 2 958        | 185                          | 657          | 248               | 476          | 942                       | 331          | 457                | 2 417               |
| 4 2 persons .....                                    | 9 686                | 8 675         | 1 011        | 364                          | 611          | 143               | 240          | 641                       | 437          | 367                | 1 312               |
| 5 3 persons .....                                    | 1 268                | 1 115         | 153          | 21                           | 57           | 22                | 73           | 212                       | 121          | 35                 | 200                 |
| 6 4 persons .....                                    | 468                  | 411           | 57           | 17                           | 25           | 7                 | 9            | 111                       | 59           | 27                 | 98                  |
| 7 5 persons .....                                    | 196                  | 176           | 20           | 2                            | 6            | 3                 | 13           | 59                        | 43           | 3                  | 42                  |
| 8 6 persons .....                                    | 113                  | 95            | 18           | 6                            | 3            | 3                 | 3            | 25                        | 14           | 13                 | 24                  |
| 9 7 persons or more .....                            | 69                   | 61            | 8            | –                            | 2            | 5                 | 8            | 11                        | 18           | 2                  | 21                  |
| <b>Number of Single Children Under 18 Years</b>      |                      |               |              |                              |              |                   |              |                           |              |                    |                     |
| 10 None .....  | 20 607               | 16 508        | 4 098        | 576                          | 1 321        | 415               | 780          | 1 778                     | 900          | 854                | 3 895               |
| 11 1 .....   | 480                  | 410           | 70           | 5                            | 28           | 6                 | 23           | 132                       | 59           | 29                 | 114                 |
| 12 2 .....   | 219                  | 182           | 37           | 13                           | 8            | 7                 | 10           | 57                        | 45           | 11                 | 61                  |
| 13 3 .....   | 74                   | 66            | 8            | 2                            | 3            | 2                 | 3            | 21                        | 9            | 5                  | 20                  |
| 14 4 .....   | 28                   | 15            | 12           | –                            | 2            | 1                 | 4            | 10                        | 8            | 5                  | 16                  |
| 15 5 .....   | 6                    | 4             | 2            | –                            | –            | –                 | –            | 2                         | –            | –                  | 2                   |
| 16 6 or more .....                                   | 10                   | 10            | –            | –                            | –            | 2                 | 1            | 1                         | 1            | –                  | 8                   |
| <b>Persons 65 Years Old and Over</b>                 |                      |               |              |                              |              |                   |              |                           |              |                    |                     |
| 17 None .....  | ...                  | ...           | ...          | ...                          | ...          | ...               | ...          | ...                       | ...          | ...                | ...                 |
| 18 1 person .....                                    | 13 777               | 10 239        | 3 538        | 366                          | 967          | 325               | 649          | 1 583                     | 641          | 667                | 3 060               |
| 19 2 persons or more .....                           | 7 646                | 6 957         | 689          | 229                          | 395          | 107               | 172          | 418                       | 381          | 237                | 1 056               |
| <b>Age of Householder</b>                            |                      |               |              |                              |              |                   |              |                           |              |                    |                     |
| 20 Under 25 years .....                              | ...                  | ...           | ...          | ...                          | ...          | ...               | ...          | ...                       | ...          | ...                | ...                 |
| 21 25 to 29 .....                                    | ...                  | ...           | ...          | ...                          | ...          | ...               | ...          | ...                       | ...          | ...                | ...                 |
| 22 30 to 34 .....                                    | ...                  | ...           | ...          | ...                          | ...          | ...               | ...          | ...                       | ...          | ...                | ...                 |
| 23 35 to 44 .....                                    | ...                  | ...           | ...          | ...                          | ...          | ...               | ...          | ...                       | ...          | ...                | ...                 |
| 24 45 to 54 .....                                    | ...                  | ...           | ...          | ...                          | ...          | ...               | ...          | ...                       | ...          | ...                | ...                 |
| 25 55 to 64 .....                                    | ...                  | ...           | ...          | ...                          | ...          | ...               | ...          | ...                       | ...          | ...                | ...                 |
| 26 65 to 74 .....                                    | 11 041               | 9 130         | 1 912        | 390                          | 745          | 198               | 411          | 1 146                     | 654          | 568                | 1 828               |
| 27 75 years and over .....                           | 10 382               | 8 066         | 2 315        | 205                          | 617          | 234               | 410          | 855                       | 368          | 337                | 2 287               |
| 28 Median .....                                      | 75                   | 74            | 75+          | 73                           | 74           | 75+               | 75           | 74                        | 73           | 73                 | 75+                 |
| <b>Household Composition by Age of Householder</b>   |                      |               |              |                              |              |                   |              |                           |              |                    |                     |
| 29 2-or-more-person households .....                 | 11 800               | 10 532        | 1 268        | 411                          | 704          | 184               | 346          | 1 060                     | 691          | 447                | 1 698               |
| 30 Married-couple families, no nonrelatives .....    | 9 226                | 8 442         | 785          | 336                          | 516          | 115               | 217          | 502                       | 496          | 342                | 1 163               |
| 31 Under 25 years .....                              | ...                  | ...           | ...          | ...                          | ...          | ...               | ...          | ...                       | ...          | ...                | ...                 |
| 32 25 to 29 years .....                              | ...                  | ...           | ...          | ...                          | ...          | ...               | ...          | ...                       | ...          | ...                | ...                 |
| 33 30 to 34 years .....                              | ...                  | ...           | ...          | ...                          | ...          | ...               | ...          | ...                       | ...          | ...                | ...                 |
| 34 35 to 44 years .....                              | ...                  | ...           | ...          | ...                          | ...          | ...               | ...          | ...                       | ...          | ...                | ...                 |
| 35 45 to 64 years .....                              | ...                  | ...           | ...          | ...                          | ...          | ...               | ...          | ...                       | ...          | ...                | ...                 |
| 36 65 years and over .....                           | 9 226                | 8 442         | 785          | 336                          | 516          | 115               | 217          | 502                       | 496          | 342                | 1 163               |
| 37 Other male householder .....                      | 696                  | 575           | 121          | 17                           | 55           | 19                | 22           | 115                       | 50           | 26                 | 106                 |
| 38 Under 45 years .....                              | ...                  | ...           | ...          | ...                          | ...          | ...               | ...          | ...                       | ...          | ...                | ...                 |
| 39 45 to 64 years .....                              | ...                  | ...           | ...          | ...                          | ...          | ...               | ...          | ...                       | ...          | ...                | ...                 |
| 40 65 years and over .....                           | 696                  | 575           | 121          | 17                           | 55           | 19                | 22           | 115                       | 50           | 26                 | 106                 |
| 41 Other female householder .....                    | 1 878                | 1 515         | 363          | 57                           | 133          | 50                | 107          | 443                       | 145          | 78                 | 429                 |
| 42 Under 45 years .....                              | ...                  | ...           | ...          | ...                          | ...          | ...               | ...          | ...                       | ...          | ...                | ...                 |
| 43 45 to 64 years .....                              | ...                  | ...           | ...          | ...                          | ...          | ...               | ...          | ...                       | ...          | ...                | ...                 |
| 44 65 years and over .....                           | 1 878                | 1 515         | 363          | 57                           | 133          | 50                | 107          | 443                       | 145          | 78                 | 429                 |
| 45 1-person households .....                         | 9 622                | 6 664         | 2 958        | 185                          | 657          | 248               | 476          | 942                       | 331          | 457                | 2 417               |
| 46 Male householder .....                            | 2 365                | 1 547         | 818          | 46                           | 181          | 71                | 148          | 303                       | 107          | 138                | 459                 |
| 47 Under 45 years .....                              | ...                  | ...           | ...          | ...                          | ...          | ...               | ...          | ...                       | ...          | ...                | ...                 |
| 48 45 to 64 years .....                              | ...                  | ...           | ...          | ...                          | ...          | ...               | ...          | ...                       | ...          | ...                | ...                 |
| 49 65 years and over .....                           | 2 365                | 1 547         | 818          | 46                           | 181          | 71                | 148          | 303                       | 107          | 138                | 459                 |
| 50 Female householder .....                          | 7 258                | 5 117         | 2 141        | 139                          | 476          | 177               | 327          | 638                       | 224          | 320                | 1 959               |
| 51 Under 45 years .....                              | ...                  | ...           | ...          | ...                          | ...          | ...               | ...          | ...                       | ...          | ...                | ...                 |
| 52 45 to 64 years .....                              | ...                  | ...           | ...          | ...                          | ...          | ...               | ...          | ...                       | ...          | ...                | ...                 |
| 53 65 years and over .....                           | 7 258                | 5 117         | 2 141        | 139                          | 476          | 177               | 327          | 638                       | 224          | 320                | 1 959               |
| <b>Adults and Single Children Under 18 Years Old</b> |                      |               |              |                              |              |                   |              |                           |              |                    |                     |
| 54 Total households with children .....              | 816                  | 688           | 128          | 20                           | 41           | 17                | 42           | 223                       | 122          | 50                 | 220                 |
| 55 Married couples .....                             | 356                  | 323           | 33           | 7                            | 19           | 9                 | 18           | 67                        | 76           | 18                 | 59                  |
| 56 One child under 6 only .....                      | 44                   | 40            | 5            | –                            | 4            | –                 | –            | 9                         | 7            | 2                  | 7                   |
| 57 One under 6, one or more 6 to 17 .....            | 41                   | 40            | 2            | –                            | –            | –                 | –            | 3                         | 26           | –                  | –                   |
| 58 Two or more under 6 only .....                    | 1                    | 1             | –            | –                            | –            | –                 | –            | –                         | –            | –                  | –                   |
| 59 Two or more under 6, one or more 6 to 17 ..       | 5                    | 5             | –            | –                            | –            | –                 | 1            | 1                         | 1            | –                  | 1                   |
| 60 One or more 6 to 17 only .....                    | 265                  | 238           | 27           | 7                            | 15           | 9                 | 16           | 54                        | 41           | 16                 | 51                  |
| 61 Other households with two or more adults .....    | 372                  | 312           | 60           | 13                           | 20           | 9                 | 22           | 122                       | 37           | 26                 | 111                 |
| 62 One child under 6 only .....                      | 49                   | 45            | 5            | –                            | 2            | 3                 | 2            | 22                        | 4            | 7                  | 17                  |
| 63 One under 6, one or more 6 to 17 .....            | 39                   | 33            | 6            | 3                            | 5            | –                 | –            | 16                        | 4            | 4                  | 14                  |
| 64 Two or more under 6 only .....                    | 10                   | 9             | 1            | –                            | –            | –                 | 1            | 3                         | –            | –                  | 2                   |
| 65 Two or more under 6, one or more 6 to 17 ..       | 20                   | 14            | 6            | –                            | 3            | 3                 | 2            | 3                         | 3            | 2                  | 12                  |
| 66 One or more 6 to 17 only .....                    | 253                  | 210           | 43           | 9                            | 9            | 3                 | 17           | 79                        | 26           | 13                 | 67                  |
| 67 Households with one adult or none .....           | 88                   | 53            | 35           | –                            | 2            | –                 | 2            | 34                        | 10           | 6                  | 50                  |
| 68 One child under 6 only .....                      | 12                   | 12            | –            | –                            | –            | –                 | –            | 2                         | –            | –                  | 5                   |
| 69 One under 6, one or more 6 to 17 .....            | 6                    | 3             | 3            | –                            | –            | –                 | –            | 6                         | –            | –                  | 3                   |
| 70 Two or more under 6 only .....                    | 4                    | –             | 4            | –                            | –            | –                 | –            | 4                         | –            | –                  | 4                   |
| 71 Two or more under 6, one or more 6 to 17 ..       | 2                    | –             | –            | –                            | –            | –                 | –            | –                         | –            | –                  | 2                   |
| 72 One or more 6 to 17 only .....                    | 65                   | 39            | 26           | –                            | 2            | –                 | 2            | 22                        | 10           | 6                  | 37                  |
| 73 Total households with no children .....           | 20 607               | 16 508        | 4 098        | 576                          | 1 321        | 415               | 780          | 1 778                     | 900          | 854                | 3 895               |
| 74 Married couples .....                             | 8 905                | 8 151         | 755          | 329                          | 499          | 106               | 200          | 440                       | 425          | 326                | 1 113               |
| 75 Other households with two or more adults .....    | 2 077                | 1 691         | 386          | 62                           | 164          | 60                | 104          | 396                       | 145          | 70                 | 364                 |
| 76 Households with one adult .....                   | 9 625                | 6 667         | 2 958        | 185                          | 657          | 248               | 476          | 942                       | 331          | 457                | 2 417               |

| Total occupied units | In MSAs        |         | Outside MSAs | Urban  |              | Rural  |         |              | Regions   |         |        |       |    |
|----------------------|----------------|---------|--------------|--------|--------------|--------|---------|--------------|-----------|---------|--------|-------|----|
|                      | Central cities | Suburbs |              | Total  | Outside MSAs | Total  | Suburbs | Outside MSAs | Northeast | Midwest | South  | West  |    |
| 36 920               | 9 982          | 17 198  | 9 740        | 25 410 | 3 359        | 11 510 | 5 077   | 6 381        | 8 089     | 8 545   | 13 040 | 7 247 | 1  |
| 21 423               | 5 874          | 9 708   | 5 840        | 14 958 | 2 166        | 6 465  | 2 764   | 3 674        | 4 664     | 5 157   | 7 561  | 4 041 | 2  |
| 9 622                | 2 929          | 4 068   | 2 625        | 7 167  | 1 174        | 2 456  | 997     | 1 450        | 2 138     | 2 402   | 3 348  | 1 733 | 3  |
| 9 686                | 2 285          | 4 618   | 2 783        | 6 289  | 863          | 3 397  | 1 463   | 1 920        | 1 988     | 2 364   | 3 478  | 1 857 | 4  |
| 1 268                | 389            | 594     | 286          | 877    | 83           | 391    | 185     | 203          | 347       | 252     | 432    | 238   | 5  |
| 468                  | 156            | 218     | 94           | 344    | 27           | 124    | 54      | 67           | 96        | 87      | 168    | 118   | 6  |
| 196                  | 57             | 114     | 25           | 146    | 13           | 50     | 38      | 12           | 43        | 23      | 88     | 42    | 7  |
| 113                  | 37             | 60      | 16           | 88     | 6            | 25     | 15      | 10           | 40        | 19      | 32     | 22    | 8  |
| 69                   | 21             | 37      | 12           | 46     | -            | 23     | 11      | 12           | 11        | 10      | 16     | 32    | 9  |
| 20 607               | 5 635          | 9 312   | 5 660        | 14 358 | 2 093        | 6 249  | 2 659   | 3 567        | 4 498     | 5 034   | 7 239  | 3 836 | 10 |
| 480                  | 149            | 213     | 118          | 354    | 52           | 126    | 55      | 66           | 105       | 63      | 187    | 125   | 11 |
| 219                  | 57             | 129     | 33           | 167    | 16           | 52     | 35      | 17           | 35        | 41      | 90     | 52    | 12 |
| 74                   | 20             | 36      | 18           | 49     | 2            | 25     | 9       | 16           | 19        | 11      | 32     | 12    | 13 |
| 28                   | 7              | 13      | 8            | 22     | 4            | 6      | 2       | 3            | 3         | 4       | 10     | 10    | 14 |
| 6                    | 2              | 2       | 2            | 2      | -            | 4      | 2       | 2            | 2         | 2       | -      | 2     | 15 |
| 10                   | 5              | 4       | 1            | 6      | -            | 4      | 2       | 1            | 1         | 2       | 2      | 4     | 16 |
| 13 777               | 4 062          | 5 983   | 3 732        | 9 928  | 1 521        | 3 849  | 1 623   | 2 212        | 3 038     | 3 250   | 4 878  | 2 612 | 17 |
| 7 646                | 1 812          | 3 725   | 2 108        | 5 030  | 645          | 2 616  | 1 142   | 1 463        | 1 627     | 1 907   | 2 683  | 1 429 | 18 |
| ...                  | ...            | ...     | ...          | ...    | ...          | ...    | ...     | ...          | ...       | ...     | ...    | ...   | 19 |
| ...                  | ...            | ...     | ...          | ...    | ...          | ...    | ...     | ...          | ...       | ...     | ...    | ...   | 20 |
| ...                  | ...            | ...     | ...          | ...    | ...          | ...    | ...     | ...          | ...       | ...     | ...    | ...   | 21 |
| ...                  | ...            | ...     | ...          | ...    | ...          | ...    | ...     | ...          | ...       | ...     | ...    | ...   | 22 |
| ...                  | ...            | ...     | ...          | ...    | ...          | ...    | ...     | ...          | ...       | ...     | ...    | ...   | 23 |
| ...                  | ...            | ...     | ...          | ...    | ...          | ...    | ...     | ...          | ...       | ...     | ...    | ...   | 24 |
| ...                  | ...            | ...     | ...          | ...    | ...          | ...    | ...     | ...          | ...       | ...     | ...    | ...   | 25 |
| 11 041               | 2 986          | 5 059   | 2 997        | 7 463  | 1 028        | 3 578  | 1 593   | 1 969        | 2 369     | 2 619   | 3 907  | 2 146 | 26 |
| 10 382               | 2 888          | 4 649   | 2 844        | 7 494  | 1 138        | 2 887  | 1 171   | 1 705        | 2 295     | 2 538   | 3 653  | 1 895 | 27 |
| 75                   | 75             | 75      | 75           | 75+    | 75+          | 74     | 74      | 74           | 75        | 75      | 75     | 74    | 28 |
| 11 800               | 2 945          | 5 640   | 3 216        | 7 791  | 992          | 4 009  | 1 767   | 2 224        | 2 526     | 2 754   | 4 212  | 2 308 | 29 |
| 9 226                | 2 099          | 4 488   | 2 639        | 5 914  | 770          | 3 313  | 1 427   | 1 869        | 1 868     | 2 263   | 3 296  | 1 799 | 30 |
| ...                  | ...            | ...     | ...          | ...    | ...          | ...    | ...     | ...          | ...       | ...     | ...    | ...   | 31 |
| ...                  | ...            | ...     | ...          | ...    | ...          | ...    | ...     | ...          | ...       | ...     | ...    | ...   | 32 |
| ...                  | ...            | ...     | ...          | ...    | ...          | ...    | ...     | ...          | ...       | ...     | ...    | ...   | 33 |
| ...                  | ...            | ...     | ...          | ...    | ...          | ...    | ...     | ...          | ...       | ...     | ...    | ...   | 34 |
| ...                  | ...            | ...     | ...          | ...    | ...          | ...    | ...     | ...          | ...       | ...     | ...    | ...   | 35 |
| 9 226                | 2 099          | 4 488   | 2 639        | 5 914  | 770          | 3 313  | 1 427   | 1 869        | 1 868     | 2 263   | 3 296  | 1 799 | 36 |
| 696                  | 209            | 329     | 158          | 489    | 62           | 207    | 110     | 95           | 180       | 153     | 199    | 164   | 37 |
| ...                  | ...            | ...     | ...          | ...    | ...          | ...    | ...     | ...          | ...       | ...     | ...    | ...   | 38 |
| ...                  | ...            | ...     | ...          | ...    | ...          | ...    | ...     | ...          | ...       | ...     | ...    | ...   | 39 |
| 696                  | 209            | 329     | 158          | 489    | 62           | 207    | 110     | 95           | 180       | 153     | 199    | 164   | 40 |
| 1 878                | 637            | 822     | 419          | 1 388  | 159          | 490    | 230     | 260          | 477       | 338     | 717    | 346   | 41 |
| ...                  | ...            | ...     | ...          | ...    | ...          | ...    | ...     | ...          | ...       | ...     | ...    | ...   | 42 |
| ...                  | ...            | ...     | ...          | ...    | ...          | ...    | ...     | ...          | ...       | ...     | ...    | ...   | 43 |
| 1 878                | 637            | 822     | 419          | 1 388  | 159          | 490    | 230     | 260          | 477       | 338     | 717    | 346   | 44 |
| 9 622                | 2 929          | 4 068   | 2 625        | 7 167  | 1 174        | 2 456  | 997     | 1 450        | 2 138     | 2 402   | 3 348  | 1 733 | 45 |
| 2 365                | 791            | 962     | 612          | 1 736  | 234          | 628    | 244     | 378          | 530       | 561     | 808    | 465   | 46 |
| ...                  | ...            | ...     | ...          | ...    | ...          | ...    | ...     | ...          | ...       | ...     | ...    | ...   | 47 |
| ...                  | ...            | ...     | ...          | ...    | ...          | ...    | ...     | ...          | ...       | ...     | ...    | ...   | 48 |
| 2 365                | 791            | 962     | 612          | 1 736  | 234          | 628    | 244     | 378          | 530       | 561     | 808    | 465   | 49 |
| 7 258                | 2 139          | 3 106   | 2 013        | 5 430  | 940          | 1 828  | 753     | 1 072        | 1 608     | 1 841   | 2 540  | 1 268 | 50 |
| ...                  | ...            | ...     | ...          | ...    | ...          | ...    | ...     | ...          | ...       | ...     | ...    | ...   | 51 |
| ...                  | ...            | ...     | ...          | ...    | ...          | ...    | ...     | ...          | ...       | ...     | ...    | ...   | 52 |
| 7 258                | 2 139          | 3 106   | 2 013        | 5 430  | 940          | 1 828  | 753     | 1 072        | 1 608     | 1 841   | 2 540  | 1 268 | 53 |
| 816                  | 239            | 397     | 180          | 599    | 74           | 217    | 105     | 107          | 167       | 122     | 322    | 205   | 54 |
| 356                  | 95             | 195     | 66           | 258    | 22           | 98     | 52      | 44           | 64        | 52      | 139    | 102   | 55 |
| 44                   | 21             | 18      | 5            | 36     | 5            | 9      | 6       | -            | 7         | 17      | 5      | 16    | 56 |
| 41                   | 2              | 39      | -            | 36     | -            | 5      | 5       | -            | 5         | 3       | 25     | 9     | 57 |
| 1                    | -              | 1       | -            | 1      | -            | -      | -       | -            | 1         | -       | -      | -     | 58 |
| 5                    | -              | 1       | 4            | 1      | -            | 4      | -       | 4            | 1         | -       | 2      | 1     | 59 |
| 265                  | 71             | 136     | 58           | 184    | 17           | 81     | 40      | 41           | 49        | 32      | 107    | 77    | 60 |
| 372                  | 121            | 166     | 85           | 273    | 37           | 99     | 49      | 48           | 88        | 54      | 152    | 77    | 61 |
| 49                   | 12             | 26      | 12           | 35     | 5            | 14     | 8       | 6            | 6         | 5       | 27     | 12    | 62 |
| 39                   | 10             | 19      | 10           | 20     | 2            | 19     | 11      | 8            | 3         | 6       | 21     | 8     | 63 |
| 10                   | 1              | 7       | 2            | 9      | 2            | 1      | 1       | -            | 1         | 5       | 4      | -     | 64 |
| 20                   | 9              | 1       | 10           | 12     | 3            | 7      | -       | 7            | 2         | 5       | 7      | 5     | 65 |
| 253                  | 89             | 112     | 52           | 195    | 25           | 58     | 29      | 27           | 76        | 33      | 92     | 52    | 66 |
| 88                   | 23             | 36      | 29           | 69     | 15           | 19     | 5       | 15           | 15        | 17      | 31     | 25    | 67 |
| 12                   | -              | 10      | 2            | 5      | -            | 7      | 5       | 2            | 5         | -       | -      | -     | 68 |
| 6                    | 3              | 3       | -            | 6      | -            | -      | -       | -            | 4         | 1       | -      | -     | 69 |
| 4                    | 2              | -       | 2            | 4      | 2            | -      | -       | -            | -         | 2       | 2      | -     | 70 |
| 2                    | 2              | -       | -            | 2      | -            | -      | -       | -            | -         | -       | 2      | -     | 71 |
| 65                   | 17             | 23      | 25           | 53     | 12           | 12     | -       | 12           | 6         | 14      | 27     | 18    | 72 |
| 20 607               | 5 635          | 9 312   | 5 660        | 14 358 | 2 093        | 6 249  | 2 659   | 3 567        | 4 498     | 5 034   | 7 239  | 3 836 | 73 |
| 8 905                | 2 015          | 4 315   | 2 575        | 5 682  | 748          | 3 224  | 1 383   | 1 827        | 1 808     | 2 220   | 3 169  | 1 709 | 74 |
| 2 077                | 691            | 926     | 460          | 1 510  | 170          | 567    | 277     | 290          | 551       | 410     | 721    | 394   | 75 |
| 9 625                | 2 929          | 4 071   | 2 625        | 7 167  | 1 174        | 2 458  | 1 000   | 1 450        | 2 138     | 2 405   | 3 348  | 1 733 | 76 |

**Table 7-9. Household Composition—Occupied Units With Elderly Householder—Con.**

[Numbers in thousands. Consistent with the 1990 Census. ... means not applicable or sample too small. — means zero or rounds to zero]

|  | Characteristics  | Total occupied units | Tenure      |             | Housing unit characteristics |              |                   |             | Household characteristics |             |                    |                     |
|--|--|----------------------|-------------|-------------|------------------------------|--------------|-------------------|-------------|---------------------------|-------------|--------------------|---------------------|
|  |  |                      | Owner       | Renter      | New construction 4 years     | Mobile homes | Physical problems |             | Black                     | Hispanic    | Moved in past year | Below poverty level |
|  |  |                      |             |             |                              |              | Severe            | Moderate    |                           |             |                    |                     |
| <b>Own Never Married Children Under 18 Years Old</b>     |  |                      |             |             |                              |              |                   |             |                           |             |                    |                     |
| 1  | No own children under 18 years .....                       | 21 304               | 17 099      | 4 205       | 593                          | 1 355        | 429               | 818         | 1 984                     | 1 007       | 895                | 4 093               |
| 2  | With own children under 18 years .....                     | 119                  | 97          | 21          | 3                            | 7            | 3                 | 4           | 17                        | 16          | 10                 | 22                  |
| 3  | Under 6 years only .....                                   | 7                    | 7           | —           | —                            | —            | —                 | —           | 2                         | —           | —                  | 2                   |
| 4  | 1 .....  | 7                    | 7           | —           | —                            | —            | —                 | —           | 2                         | —           | —                  | 2                   |
| 5  | 2 .....  | —                    | —           | —           | —                            | —            | —                 | —           | —                         | —           | —                  | —                   |
| 6  | 3 or more .....  | —                    | —           | —           | —                            | —            | —                 | —           | —                         | —           | —                  | —                   |
| 7  | 6 to 17 years only .....                                   | 107                  | 87          | 19          | 3                            | 7            | 3                 | 4           | 12                        | 16          | 10                 | 18                  |
| 8  | 1 .....  | 89                   | 72          | 17          | 3                            | 7            | 1                 | 4           | 10                        | 13          | 10                 | 14                  |
| 9  | 2 .....  | 12                   | 12          | —           | —                            | —            | —                 | —           | 2                         | —           | —                  | 4                   |
| 10   | 3 or more .....  | 6                    | 4           | 2           | —                            | —            | 2                 | —           | —                         | 2           | —                  | —                   |
| 11   | Both age groups .....                                      | 5                    | 3           | 2           | —                            | —            | —                 | —           | 3                         | —           | —                  | 2                   |
| 12   | 2 .....  | —                    | —           | —           | —                            | —            | —                 | —           | —                         | —           | —                  | —                   |
| 13   | 3 or more .....  | 5                    | 3           | 2           | —                            | —            | —                 | —           | 3                         | —           | —                  | 2                   |
| <b>Persons Other Than Spouse or Children<sup>1</sup></b> |  |                      |             |             |                              |              |                   |             |                           |             |                    |                     |
| 14   | With other relatives .....                                 | 3 471                | 2 975       | 496         | 94                           | 207          | 90                | 163         | 696                       | 334         | 133                | 648                 |
| 15   | Single adult offspring 18 to 29 .....                      | 403                  | 337         | 66          | 12                           | 18           | 13                | 15          | 84                        | 73          | 22                 | 55                  |
| 16   | Single adult offspring 30 years of age or over .....       | 2 153                | 1 874       | 278         | 48                           | 120          | 40                | 101         | 411                       | 205         | 81                 | 359                 |
| 17   | Households with three generations .....                    | 478                  | 423         | 55          | 9                            | 29           | 5                 | 23          | 103                       | 76          | 23                 | 79                  |
| 18   | Households with 1 subfamily .....                          | 456                  | 417         | 39          | 14                           | 25           | 8                 | 21          | 82                        | 71          | 27                 | 89                  |
| 19   | Subfamily householder age under 30 .....                   | ...                  | ...         | ...         | ...                          | ...          | ...               | ...         | ...                       | ...         | ...                | ...                 |
| 20   | 30 to 64 .....   | 2                    | 2           | —           | —                            | —            | —                 | —           | —                         | —           | —                  | —                   |
| 21   | 65 and over .....  | 7                    | 7           | —           | —                            | —            | —                 | —           | —                         | —           | —                  | 2                   |
| 22   | Households with 2 or more subfamilies .....                | 1 190                | 983         | 206         | 39                           | 84           | 41                | 76          | 332                       | 104         | 43                 | 304                 |
| 23   | Households with other types of relatives .....             | 412                  | 297         | 115         | 6                            | 30           | 5                 | 8           | 51                        | 37          | 13                 | 74                  |
| 24   | With nonrelatives .....                                    | 98                   | 59          | 39          | 3                            | 12           | —                 | 2           | 3                         | 1           | 5                  | 15                  |
| 25   | Co-owners or co-renters .....                              | 42                   | 32          | 10          | —                            | 2            | —                 | —           | 5                         | 6           | —                  | 5                   |
| 26   | Lodgers .....  | 39                   | 29          | 10          | —                            | —            | —                 | —           | 4                         | 6           | —                  | 14                  |
| 27   | Unrelated children, under 18 years old .....               | 253                  | 190         | 63          | 4                            | 16           | 5                 | 6           | 40                        | 28          | 9                  | 48                  |
| 28   | Other nonrelatives .....                                   | 10                   | 8           | 2           | —                            | —            | —                 | 2           | 4                         | 3           | —                  | 4                   |
| 29   | One or more secondary families .....                       | 300                  | 217         | 83          | 6                            | 23           | 2                 | 3           | 21                        | 20          | 7                  | 42                  |
| 30   | 2-person households, none related to each other .....      | 19                   | 5           | 14          | —                            | —            | —                 | —           | 4                         | 2           | —                  | 8                   |
| 31   | 3-to-8-person households, none related to each other ..... | ...                  | ...         | ...         | ...                          | ...          | ...               | ...         | ...                       | ...         | ...                | ...                 |
| <b>Educational Attainment of the Householder</b>         |  |                      |             |             |                              |              |                   |             |                           |             |                    |                     |
| 32   | Less than 9th grade .....                                  | 3 637                | 2 573       | 1 065       | 79                           | 265          | 154               | 305         | 654                       | 455         | 144                | 1 193               |
| 33   | 9th to 12th grade, no diploma .....                        | 3 500                | 2 668       | 832         | 88                           | 311          | 68                | 174         | 479                       | 159         | 153                | 885                 |
| 34   | High school graduate (includes equivalency) .....          | 7 384                | 6 159       | 1 225       | 188                          | 467          | 135               | 209         | 470                       | 219         | 284                | 1 206               |
| 35   | Additional vocational training .....                       | 604                  | 525         | 79          | 25                           | 31           | 9                 | 12          | 32                        | 21          | 13                 | 64                  |
| 36   | Some college, no degree .....                              | 2 959                | 2 404       | 555         | 119                          | 204          | 32                | 54          | 180                       | 86          | 173                | 388                 |
| 37   | Associate degree .....                                     | 612                  | 503         | 110         | 11                           | 42           | 5                 | 8           | 52                        | 13          | 17                 | 82                  |
| 38   | Bachelor's degree .....                                    | 2 033                | 1 768       | 265         | 79                           | 64           | 21                | 39          | 89                        | 63          | 86                 | 250                 |
| 39   | Graduate or professional degree .....                      | 1 297                | 1 121       | 175         | 31                           | 8            | 17                | 33          | 77                        | 28          | 48                 | 110                 |
| 40   | Percent high school graduate or higher .....               | 69.5                 | 72.6        | 57.0        | 76.1                         | 60.0         | 50.6              | 43.3        | 45.0                      | 42.0        | 68.6               | 51.0                |
| 41   | Percent bachelor's degree or higher .....                  | 15.5                 | 16.8        | 10.4        | 18.5                         | 5.3          | 8.7               | 8.8         | 8.3                       | 8.9         | 14.8               | 8.7                 |
| <b>Year Householder Moved Into Unit</b>                  |  |                      |             |             |                              |              |                   |             |                           |             |                    |                     |
| 42   | 2000 to 2004 .....   | —                    | —           | —           | —                            | —            | —                 | —           | —                         | —           | —                  | —                   |
| 43   | 1995 to 1999 .....   | 3 542                | 1 915       | 1 627       | 588                          | 402          | 60                | 132         | 329                       | 228         | 904                | 788                 |
| 44   | 1990 to 1994 .....   | 2 638                | 1 780       | 858         | —                            | 267          | 40                | 83          | 192                       | 132         | —                  | 541                 |
| 45   | 1985 to 1989 .....   | 2 256                | 1 726       | 531         | —                            | 261          | 44                | 70          | 215                       | 107         | —                  | 446                 |
| 46   | 1980 to 1984 .....   | 1 503                | 1 148       | 355         | —                            | 163          | 37                | 65          | 178                       | 94          | —                  | 260                 |
| 47   | 1975 to 1979 .....   | 1 919                | 1 674       | 245         | 4                            | 147          | 42                | 58          | 174                       | 104         | —                  | 347                 |
| 48   | 1970 to 1974 .....   | 1 795                | 1 616       | 179         | —                            | 82           | 30                | 105         | 207                       | 95          | —                  | 348                 |
| 49   | 1960 to 1969 .....   | 3 700                | 3 456       | 244         | 3                            | 36           | 83                | 133         | 380                       | 137         | —                  | 602                 |
| 50   | 1950 to 1959 .....   | 2 796                | 2 695       | 101         | —                            | 3            | 44                | 84          | 240                       | 100         | —                  | 449                 |
| 51   | 1940 to 1949 .....   | 912                  | 858         | 54          | —                            | —            | 27                | 60          | 60                        | 19          | —                  | 232                 |
| 52   | 1939 or earlier .....                                      | 362                  | 328         | 34          | —                            | —            | 27                | 31          | 27                        | 6           | —                  | 103                 |
| 53   | <b>Median</b> .....  | <b>1978</b>          | <b>1974</b> | <b>1992</b> | <b>1995+</b>                 | <b>1990</b>  | <b>1976</b>       | <b>1975</b> | <b>1977</b>               | <b>1983</b> | <b>1995+</b>       | <b>1980</b>         |
| <b>Household Moves and Formation in Last Year</b>        |  |                      |             |             |                              |              |                   |             |                           |             |                    |                     |
| 54   | Total with a move in last year .....                       | 1 310                | 804         | 506         | 177                          | 126          | 18                | 47          | 167                       | 96          | 904                | 253                 |
| 55   | Household all moved here from one unit .....               | 857                  | 403         | 455         | 142                          | 99           | 11                | 26          | 87                        | 63          | 857                | 161                 |
| 56   | Householder of previous unit did not move here .....       | ...                  | ...         | ...         | ...                          | ...          | ...               | ...         | ...                       | ...         | ...                | ...                 |
| 57   | Householder of previous unit moved here .....              | ...                  | ...         | ...         | ...                          | ...          | ...               | ...         | ...                       | ...         | ...                | ...                 |
| 58   | Householder of previous unit not reported .....            | ...                  | ...         | ...         | ...                          | ...          | ...               | ...         | ...                       | ...         | ...                | ...                 |
| 59   | Household moved here from two or more units .....          | 31                   | 19          | 12          | 17                           | —            | —                 | —           | 2                         | —           | 31                 | 3                   |
| 60   | No previous householder moved here .....                   | ...                  | ...         | ...         | ...                          | ...          | ...               | ...         | ...                       | ...         | ...                | ...                 |
| 61   | 1 previous householder moved here .....                    | ...                  | ...         | ...         | ...                          | ...          | ...               | ...         | ...                       | ...         | ...                | ...                 |
| 62   | 2 or more previous householders moved here .....           | ...                  | ...         | ...         | ...                          | ...          | ...               | ...         | ...                       | ...         | ...                | ...                 |
| 63   | Previous householder(s) not reported .....                 | ...                  | ...         | ...         | ...                          | ...          | ...               | ...         | ...                       | ...         | ...                | ...                 |
| 64   | Some already here, rest moved in .....                     | 418                  | 379         | 40          | 17                           | 27           | 5                 | 21          | 78                        | 33          | 12                 | 86                  |
| 65   | No previous householder moved here .....                   | ...                  | ...         | ...         | ...                          | ...          | ...               | ...         | ...                       | ...         | ...                | ...                 |
| 66   | 1 or more previous householders moved here .....           | ...                  | ...         | ...         | ...                          | ...          | ...               | ...         | ...                       | ...         | ...                | ...                 |
| 67   | Previous householder(s) not reported .....                 | ...                  | ...         | ...         | ...                          | ...          | ...               | ...         | ...                       | ...         | ...                | ...                 |
| 68   | Number of previous units not reported .....                | 4                    | 4           | —           | —                            | —            | 2                 | —           | —                         | —           | 4                  | 2                   |

<sup>1</sup>Figures may not add to total because more than one category may apply to a unit.

| Total occupied units | In MSAs        |             | Outside MSAs | Urban       |              | Rural       |             |              | Regions     |             |             |             |           |
|----------------------|----------------|-------------|--------------|-------------|--------------|-------------|-------------|--------------|-------------|-------------|-------------|-------------|-----------|
|                      | Central cities | Suburbs     |              | Total       | Outside MSAs | Total       | Suburbs     | Outside MSAs | Northeast   | Midwest     | South       | West        |           |
| 21 304               | 5 846          | 9 642       | 5 816        | 14 863      | 2 154        | 6 441       | 2 753       | 3 661        | 4 642       | 5 143       | 7 518       | 4 001       | 1         |
| 119                  | 28             | 66          | 24           | 94          | 12           | 24          | 12          | 13           | 23          | 13          | 42          | 40          | 2         |
| 7                    | —              | 5           | 2            | 2           | —            | 4           | 2           | 2            | 2           | —           | 2           | 2           | 3         |
| 7                    | —              | 5           | 2            | 2           | —            | 4           | 2           | 2            | 2           | —           | 2           | 2           | 4         |
| —                    | —              | —           | —            | —           | —            | —           | —           | —            | —           | —           | —           | —           | 5         |
| —                    | —              | —           | —            | —           | —            | —           | —           | —            | —           | —           | —           | —           | 6         |
| 107                  | 26             | 58          | 22           | 87          | 12           | 20          | 9           | 11           | 17          | 13          | 38          | 38          | 7         |
| 89                   | 22             | 47          | 20           | 73          | 12           | 16          | 7           | 8            | 17          | 9           | 34          | 29          | 8         |
| 12                   | 3              | 7           | 2            | 10          | —            | 2           | —           | 2            | —           | 5           | 2           | 5           | 9         |
| 6                    | 2              | 4           | —            | 4           | —            | 2           | 2           | —            | —           | —           | 2           | 4           | 10        |
| 5                    | 2              | 3           | —            | 5           | —            | —           | —           | —            | 3           | —           | 2           | —           | 11        |
| —                    | —              | —           | —            | —           | —            | —           | —           | —            | —           | —           | —           | —           | 12        |
| 5                    | 2              | 3           | —            | 5           | —            | —           | —           | —            | 3           | —           | 2           | —           | 13        |
| 3 471                | 1 108          | 1 592       | 771          | 2 482       | 253          | 989         | 469         | 518          | 895         | 669         | 1 222       | 685         | 14        |
| 403                  | 144            | 198         | 61           | 291         | 10           | 112         | 61          | 51           | 107         | 77          | 121         | 97          | 15        |
| 2 153                | 689            | 997         | 467          | 1 577       | 168          | 575         | 277         | 298          | 540         | 426         | 747         | 440         | 16        |
| 478                  | 140            | 236         | 101          | 333         | 37           | 145         | 80          | 64           | 107         | 78          | 171         | 122         | 17        |
| 456                  | 115            | 244         | 97           | 309         | 31           | 147         | 79          | 66           | 100         | 70          | 177         | 109         | 18        |
| ...                  | ...            | ...         | ...          | ...         | ...          | ...         | ...         | ...          | ...         | ...         | ...         | ...         | 19        |
| 2                    | —              | —           | 2            | —           | —            | 2           | —           | 2            | —           | —           | 2           | —           | 20        |
| 7                    | 5              | 1           | 1            | 6           | —            | 1           | —           | 1            | —           | —           | —           | 7           | 21        |
| 1 190                | 380            | 519         | 290          | 826         | 91           | 364         | 165         | 199          | 295         | 214         | 475         | 205         | 22        |
| 412                  | 133            | 210         | 69           | 306         | 35           | 106         | 70          | 34           | 110         | 77          | 109         | 116         | 23        |
| 98                   | 22             | 55          | 22           | 70          | 10           | 27          | 16          | 11           | 28          | 15          | 27          | 28          | 24        |
| 42                   | 17             | 23          | 2            | 36          | —            | 6           | 4           | 2            | 7           | 14          | 7           | 15          | 25        |
| 39                   | 18             | 17          | 3            | 30          | 2            | 9           | 5           | 2            | 10          | 7           | 11          | 10          | 26        |
| 253                  | 87             | 121         | 45           | 186         | 25           | 68          | 45          | 20           | 67          | 45          | 70          | 72          | 27        |
| 10                   | 6              | 3           | 2            | 8           | —            | 2           | —           | 2            | 3           | 1           | 2           | 5           | 28        |
| 300                  | 89             | 161         | 50           | 221         | 24           | 79          | 54          | 25           | 80          | 59          | 82          | 78          | 29        |
| 19                   | 12             | 4           | 3            | 17          | 3            | 2           | —           | —            | 8           | 4           | 2           | 5           | 30        |
| 3 637                | 1 070          | 1 292       | 1 276        | 2 284       | 387          | 1 353       | 462         | 889          | 669         | 771         | 1 743       | 454         | 31        |
| 3 500                | 948            | 1 462       | 1 090        | 2 346       | 390          | 1 155       | 453         | 700          | 856         | 909         | 1 220       | 515         | 32        |
| 7 384                | 1 732          | 3 612       | 2 040        | 5 010       | 740          | 2 374       | 1 060       | 1 300        | 1 817       | 2 066       | 2 288       | 1 213       | 33        |
| 604                  | 131            | 309         | 164          | 399         | 54           | 205         | 96          | 109          | 124         | 188         | 177         | 114         | 34        |
| 2 959                | 925            | 1 366       | 669          | 2 271       | 297          | 688         | 310         | 371          | 475         | 679         | 1 016       | 789         | 35        |
| 612                  | 172            | 334         | 106          | 456         | 36           | 156         | 85          | 71           | 125         | 107         | 216         | 164         | 36        |
| 2 033                | 607            | 999         | 426          | 1 558       | 199          | 475         | 249         | 227          | 400         | 401         | 668         | 564         | 37        |
| 1 297                | 420            | 644         | 233          | 1 033       | 117          | 264         | 145         | 116          | 323         | 224         | 409         | 342         | 38        |
| 69.5                 | 67.9           | 74.8        | 62.3         | 71.7        | 66.6         | 64.4        | 70.3        | 59.7         | 70.0        | 71.1        | 63.2        | 7.9         | 39        |
| 15.5                 | 17.5           | 16.9        | 11.3         | 17.3        | 14.6         | 11.4        | 14.2        | 9.3          | 15.5        | 12.1        | 14.2        | 2.2         | 40        |
| —                    | —              | —           | —            | —           | —            | —           | —           | —            | —           | —           | —           | —           | 41        |
| 3 542                | 913            | 1 671       | 958          | 2 514       | 386          | 1 029       | 454         | 572          | 587         | 822         | 1 288       | 845         | 42        |
| 2 638                | 665            | 1 246       | 727          | 1 808       | 287          | 830         | 385         | 440          | 484         | 646         | 937         | 571         | 43        |
| 2 256                | 568            | 1 059       | 629          | 1 551       | 241          | 705         | 313         | 388          | 438         | 512         | 832         | 473         | 44        |
| 1 503                | 404            | 689         | 409          | 1 014       | 135          | 489         | 207         | 274          | 363         | 301         | 551         | 288         | 45        |
| 1 919                | 550            | 817         | 552          | 1 318       | 204          | 601         | 254         | 347          | 354         | 480         | 701         | 385         | 46        |
| 1 795                | 498            | 805         | 491          | 1 252       | 188          | 543         | 237         | 304          | 352         | 406         | 711         | 326         | 47        |
| 3 700                | 1 185          | 1 629       | 886          | 2 719       | 341          | 981         | 433         | 545          | 890         | 918         | 1 289       | 604         | 48        |
| 2 796                | 777            | 1 288       | 732          | 2 012       | 245          | 784         | 294         | 487          | 789         | 744         | 859         | 404         | 49        |
| 912                  | 230            | 370         | 312          | 573         | 94           | 339         | 121         | 218          | 300         | 237         | 281         | 95          | 50        |
| 362                  | 84             | 135         | 143          | 197         | 45           | 165         | 67          | 98           | 109         | 91          | 112         | 50          | 51        |
| <b>1978</b>          | <b>1976</b>    | <b>1979</b> | <b>1978</b>  | <b>1978</b> | <b>1979</b>  | <b>1978</b> | <b>1980</b> | <b>1978</b>  | <b>1973</b> | <b>1977</b> | <b>1979</b> | <b>1983</b> | <b>53</b> |
| 1 310                | 365            | 626         | 319          | 940         | 136          | 370         | 185         | 184          | 220         | 294         | 458         | 338         | 54        |
| 857                  | 225            | 408         | 225          | 626         | 110          | 231         | 116         | 115          | 140         | 205         | 315         | 198         | 55        |
| ...                  | ...            | ...         | ...          | ...         | ...          | ...         | ...         | ...          | ...         | ...         | ...         | ...         | 56        |
| ...                  | ...            | ...         | ...          | ...         | ...          | ...         | ...         | ...          | ...         | ...         | ...         | ...         | 57        |
| ...                  | ...            | ...         | ...          | ...         | ...          | ...         | ...         | ...          | ...         | ...         | ...         | ...         | 58        |
| 31                   | 10             | 14          | 6            | 24          | 2            | 6           | 2           | 4            | 6           | 6           | 7           | 12          | 59        |
| ...                  | ...            | ...         | ...          | ...         | ...          | ...         | ...         | ...          | ...         | ...         | ...         | ...         | 60        |
| ...                  | ...            | ...         | ...          | ...         | ...          | ...         | ...         | ...          | ...         | ...         | ...         | ...         | 61        |
| ...                  | ...            | ...         | ...          | ...         | ...          | ...         | ...         | ...          | ...         | ...         | ...         | ...         | 62        |
| ...                  | ...            | ...         | ...          | ...         | ...          | ...         | ...         | ...          | ...         | ...         | ...         | ...         | 63        |
| 418                  | 129            | 205         | 84           | 289         | 24           | 129         | 66          | 60           | 74          | 84          | 132         | 128         | 64        |
| ...                  | ...            | ...         | ...          | ...         | ...          | ...         | ...         | ...          | ...         | ...         | ...         | ...         | 65        |
| ...                  | ...            | ...         | ...          | ...         | ...          | ...         | ...         | ...          | ...         | ...         | ...         | ...         | 66        |
| ...                  | ...            | ...         | ...          | ...         | ...          | ...         | ...         | ...          | ...         | ...         | ...         | ...         | 67        |
| 4                    | —              | —           | 4            | —           | —            | 4           | —           | 4            | —           | —           | 4           | —           | 68        |



**Table 7-10. Previous Unit of Recent Movers— Occupied Units With Elderly Householder**

[Numbers in thousands. Consistent with the 1990 Census. ... means not applicable or sample too small. – means zero or rounds to zero]

| Characteristics  | Total occupied units | Tenure     |            | Housing unit characteristics |              |                   |           | Household characteristics |           |                    |                     |  |
|--|----------------------|------------|------------|------------------------------|--------------|-------------------|-----------|---------------------------|-----------|--------------------|---------------------|--|
|  |                      | Owner      | Renter     | New construction 4 years     | Mobile homes | Physical problems |           | Black                     | Hispanic  | Moved in past year | Below poverty level |  |
|  |                      |            |            |                              |              | Severe            | Moderate  |                           |           |                    |                     |  |
| <b>HOUSEHOLDER MOVED DURING PAST YEAR FROM WITHIN THE UNITED STATES.</b> |                      |            |            |                              |              |                   |           |                           |           |                    |                     |  |
| <b>1 Total .....</b>   | <b>897</b>           | <b>433</b> | <b>464</b> | <b>158</b>                   | <b>99</b>    | <b>13</b>         | <b>26</b> | <b>89</b>                 | <b>60</b> | <b>897</b>         | <b>168</b>          |  |
| <b>Structure Type of Previous Residence</b>                              |                      |            |            |                              |              |                   |           |                           |           |                    |                     |  |
| 2 Moved from within United States .....                                  | 897                  | 433        | 464        | 158                          | 99           | 13                | 26        | 89                        | 60        | 897                | 168                 |  |
| 3 House .....  | 515                  | 304        | 212        | 114                          | 48           | 9                 | 12        | 34                        | 13        | 515                | 65                  |  |
| 4 Apartment .....  | 252                  | 76         | 176        | 30                           | 14           | —                 | 15        | 39                        | 38        | 252                | 74                  |  |
| 5 Mobile home .....  | 72                   | 32         | 40         | 13                           | 29           | 2                 | —         | 3                         | 4         | 72                 | 10                  |  |
| 6 Other .....  | 28                   | 8          | 20         | 1                            | 5            | —                 | —         | —                         | 4         | 28                 | 8                   |  |
| 7 Not reported .....   | 29                   | 14         | 16         | —                            | 3            | 2                 | —         | 13                        | 2         | 29                 | 10                  |  |
| <b>Tenure of Previous Residence</b>                                      |                      |            |            |                              |              |                   |           |                           |           |                    |                     |  |
| 8 House, apartment, mobile home in United States .....                   | 839                  | 412        | 428        | 156                          | 91           | 11                | 26        | 76                        | 54        | 839                | 149                 |  |
| 9 Owner occupied .....   | 527                  | 347        | 180        | 118                          | 71           | 9                 | 11        | 22                        | 12        | 527                | 58                  |  |
| 10 Renter occupied .....   | 312                  | 65         | 247        | 39                           | 21           | 2                 | 15        | 54                        | 43        | 312                | 91                  |  |
| <b>Persons — Previous Residence</b>                                      |                      |            |            |                              |              |                   |           |                           |           |                    |                     |  |
| 11 House, apartment, mobile home in United States .....                  | 839                  | 412        | 428        | 156                          | 91           | 11                | 26        | 76                        | 54        | 839                | 149                 |  |
| 12 1 person .....  | 317                  | 109        | 208        | 31                           | 25           | 11                | 7         | 27                        | 12        | 317                | 55                  |  |
| 13 2 persons .....   | 391                  | 260        | 132        | 93                           | 61           | —                 | 12        | 22                        | 31        | 391                | 68                  |  |
| 14 3 persons .....   | 51                   | 25         | 26         | 10                           | 2            | —                 | 4         | 2                         | 5         | 51                 | 4                   |  |
| 15 4 persons .....   | 38                   | 12         | 26         | 11                           | 3            | —                 | —         | 10                        | 4         | 38                 | 5                   |  |
| 16 5 persons .....   | 10                   | 2          | 7          | —                            | —            | —                 | —         | 4                         | 1         | 10                 | 5                   |  |
| 17 6 persons .....   | 14                   | —          | 14         | 8                            | —            | —                 | —         | 2                         | 2         | 14                 | 6                   |  |
| 18 7 persons or more .....   | 11                   | 2          | 8          | 2                            | —            | —                 | —         | 5                         | —         | 11                 | 3                   |  |
| 19 Not reported .....  | 7                    | 2          | 5          | 2                            | —            | —                 | 2         | 4                         | —         | 7                  | 3                   |  |
| <b>Previous Home Owned or Rented by Someone Who Moved Here</b>           |                      |            |            |                              |              |                   |           |                           |           |                    |                     |  |
| 20 House, apartment, mobile home in United States .....                  | 839                  | 412        | 428        | 156                          | 91           | 11                | 26        | 76                        | 54        | 839                | 149                 |  |
| 21 Owned or rented by a mover .....                                      | 764                  | 397        | 368        | 138                          | 89           | 11                | 21        | 68                        | 50        | 764                | 134                 |  |
| 22 Owned or rented by other .....  | 69                   | 13         | 56         | 16                           | 2            | —                 | —         | 5                         | 4         | 69                 | 14                  |  |
| 23 By a relative .....   | 50                   | 6          | 43         | 12                           | —            | —                 | 2         | 2                         | 4         | 50                 | 9                   |  |
| 24 By a nonrelative .....  | 19                   | 7          | 13         | 4                            | 2            | —                 | —         | 3                         | —         | 19                 | 4                   |  |
| 25 Not reported .....  | —                    | —          | —          | —                            | —            | —                 | —         | —                         | —         | —                  | —                   |  |
| 26 Not reported .....  | 6                    | 2          | 4          | 2                            | —            | —                 | 2         | 4                         | —         | 6                  | 2                   |  |
| <b>Change in Housing Costs</b>   |                      |            |            |                              |              |                   |           |                           |           |                    |                     |  |
| 27 House, apartment, mobile home in United States .....                  | 839                  | 412        | 428        | 156                          | 91           | 11                | 26        | 76                        | 54        | 839                | 149                 |  |
| 28 Increased with move .....   | 300                  | 125        | 175        | 52                           | 8            | 5                 | 6         | 30                        | 20        | 300                | 56                  |  |
| 29 Decreased .....   | 238                  | 134        | 104        | 50                           | 41           | 2                 | 8         | 26                        | 14        | 238                | 39                  |  |
| 30 Stayed about the same .....   | 259                  | 133        | 125        | 45                           | 36           | 4                 | 12        | 19                        | 19        | 259                | 46                  |  |
| 31 Don't know .....  | 43                   | 19         | 23         | 9                            | 6            | —                 | —         | 2                         | 2         | 43                 | 9                   |  |
| 32 Not reported .....  | —                    | —          | —          | —                            | —            | —                 | —         | —                         | —         | —                  | —                   |  |

| Total occupied units | In MSAs        |            | Outside MSAs | Urban      |              | Rural      |            |              | Regions    |            |            |            |          |
|----------------------|----------------|------------|--------------|------------|--------------|------------|------------|--------------|------------|------------|------------|------------|----------|
|                      | Central cities | Suburbs    |              | Total      | Outside MSAs | Total      | Suburbs    | Outside MSAs | Northeast  | Midwest    | South      | West       |          |
| <b>897</b>           | <b>232</b>     | <b>424</b> | <b>241</b>   | <b>647</b> | <b>112</b>   | <b>250</b> | <b>121</b> | <b>129</b>   | <b>140</b> | <b>216</b> | <b>330</b> | <b>211</b> | <b>1</b> |
| 897                  | 232            | 424        | 241          | 647        | 112          | 250        | 121        | 129          | 140        | 216        | 330        | 211        | 2        |
| 515                  | 101            | 265        | 149          | 350        | 69           | 165        | 85         | 80           | 59         | 133        | 195        | 128        | 3        |
| 252                  | 104            | 113        | 35           | 202        | 13           | 50         | 27         | 22           | 52         | 54         | 93         | 53         | 4        |
| 72                   | 3              | 31         | 38           | 48         | 22           | 25         | 9          | 16           | 9          | 21         | 25         | 18         | 5        |
| 28                   | 10             | 9          | 10           | 24         | 5            | 4          | —          | 4            | 9          | 4          | 4          | 11         | 6        |
| 29                   | 15             | 6          | 9            | 23         | 2            | 6          | —          | 6            | 11         | 4          | 14         | —          | 7        |
|                      |                |            |              |            |              |            |            |              |            |            |            |            | 8        |
| 839                  | 208            | 409        | 222          | 600        | 104          | 239        | 121        | 118          | 120        | 207        | 313        | 199        | 8        |
| 527                  | 94             | 277        | 156          | 350        | 71           | 177        | 93         | 85           | 68         | 136        | 198        | 124        | 9        |
| 312                  | 113            | 133        | 66           | 250        | 32           | 62         | 28         | 34           | 51         | 71         | 114        | 75         | 10       |
|                      |                |            |              |            |              |            |            |              |            |            |            |            | 11       |
| 839                  | 208            | 409        | 222          | 600        | 104          | 239        | 121        | 118          | 120        | 207        | 313        | 199        | 11       |
| 317                  | 82             | 133        | 102          | 245        | 57           | 72         | 28         | 45           | 45         | 91         | 113        | 68         | 12       |
| 391                  | 75             | 230        | 87           | 252        | 26           | 139        | 79         | 60           | 56         | 88         | 161        | 87         | 13       |
| 51                   | 18             | 18         | 15           | 33         | 8            | 18         | 11         | 7            | 10         | 13         | 14         | 14         | 14       |
| 38                   | 14             | 15         | 9            | 31         | 4            | 7          | 3          | 5            | 6          | 12         | 9          | 12         | 15       |
| 10                   | 7              | 2          | —            | 10         | —            | —          | —          | —            | 2          | 2          | 2          | 3          | 16       |
| 14                   | 5              | 7          | 2            | 14         | 2            | —          | —          | —            | —          | —          | 2          | 12         | 17       |
| 11                   | 3              | 2          | 5            | 11         | 5            | —          | —          | —            | —          | 2          | 6          | 3          | 18       |
| 7                    | 3              | 2          | 2            | 5          | —            | 2          | —          | 2            | 1          | —          | 6          | —          | 19       |
|                      |                |            |              |            |              |            |            |              |            |            |            |            | 20       |
| 839                  | 208            | 409        | 222          | 600        | 104          | 239        | 121        | 118          | 120        | 207        | 313        | 199        | 20       |
| 764                  | 183            | 373        | 207          | 534        | 94           | 231        | 117        | 113          | 113        | 188        | 295        | 169        | 21       |
| 69                   | 22             | 34         | 13           | 63         | 10           | 7          | 4          | 3            | 7          | 19         | 12         | 30         | 22       |
| 50                   | 16             | 25         | 9            | 46         | 8            | 4          | 2          | 2            | 7          | 12         | 9          | 22         | 23       |
| 19                   | 7              | 9          | 3            | 16         | 2            | 3          | 2          | 1            | —          | 8          | 3          | 9          | 24       |
| —                    | —              | —          | —            | —          | —            | —          | —          | —            | —          | —          | —          | —          | 25       |
| 6                    | 2              | 2          | 2            | 4          | —            | 2          | —          | 2            | —          | —          | 6          | —          | 26       |
|                      |                |            |              |            |              |            |            |              |            |            |            |            | 27       |
| 839                  | 208            | 409        | 222          | 600        | 104          | 239        | 121        | 118          | 120        | 207        | 313        | 199        | 27       |
| 300                  | 87             | 140        | 73           | 232        | 39           | 69         | 34         | 34           | 37         | 93         | 104        | 67         | 28       |
| 238                  | 50             | 119        | 69           | 155        | 28           | 83         | 43         | 41           | 36         | 54         | 89         | 58         | 29       |
| 259                  | 60             | 125        | 74           | 182        | 35           | 76         | 38         | 39           | 36         | 55         | 105        | 63         | 30       |
| 43                   | 10             | 26         | 7            | 32         | 2            | 11         | 6          | 5            | 11         | 5          | 14         | 12         | 31       |
| —                    | —              | —          | —            | —          | —            | —          | —          | —            | —          | —          | —          | —          | 32       |

**Table 7-11. Reasons for Move and Choice of Current Residence—Occupied Units With Elderly**

[Numbers in thousands. Consistent with the 1990 Census. ... means not applicable or sample too small. — means zero or rounds to zero]

| Characteristics                                       | Total occupied units | Tenure     |            | Housing unit characteristics |              |                   |           | Household characteristics |           |                    |                     |
|---|----------------------|------------|------------|------------------------------|--------------|-------------------|-----------|---------------------------|-----------|--------------------|---------------------|
|   |                      | Owner      | Renter     | New construction 4 years     | Mobile homes | Physical problems |           | Black                     | Hispanic  | Moved in past year | Below poverty level |
|   |                      |            |            |                              |              | Severe            | Moderate  |                           |           |                    |                     |
| <b>RESPONDENT MOVED DURING PAST YEAR</b>              |                      |            |            |                              |              |                   |           |                           |           |                    |                     |
| <b>1 Total</b>  | <b>915</b>           | <b>447</b> | <b>469</b> | <b>163</b>                   | <b>102</b>   | <b>11</b>         | <b>26</b> | <b>93</b>                 | <b>65</b> | <b>898</b>         | <b>168</b>          |
| <b>Reasons for Leaving Previous Unit<sup>1</sup></b>  |                      |            |            |                              |              |                   |           |                           |           |                    |                     |
| 2 Private displacement                                | 16                   | 4          | 11         | —                            | 6            | 2                 | —         | —                         | —         | 16                 | 9                   |
| 3 Owner to move into unit                             | 9                    | 2          | 6          | —                            | 4            | —                 | —         | —                         | —         | 9                  | 5                   |
| 4 To be converted to condominium or                   | —                    | —          | —          | —                            | —            | —                 | —         | —                         | —         | —                  | —                   |
| 5 Closed for repairs                                  | —                    | —          | —          | —                            | —            | —                 | —         | —                         | —         | —                  | —                   |
| 6 Other   | 7                    | 2          | 5          | —                            | 2            | 2                 | —         | —                         | —         | 7                  | 4                   |
| 7 Not reported  | —                    | —          | —          | —                            | —            | —                 | —         | —                         | —         | —                  | —                   |
| 8 Government displacement                             | 8                    | —          | 8          | —                            | —            | 2                 | 1         | 5                         | —         | 8                  | 2                   |
| 9 Government wanted building or land                  | 3                    | —          | 3          | —                            | —            | —                 | 1         | 2                         | —         | 3                  | —                   |
| 10 Unit unfit for occupancy                           | 2                    | —          | 2          | —                            | —            | 2                 | —         | 2                         | —         | 2                  | 2                   |
| 11 Other  | 2                    | —          | 2          | —                            | —            | —                 | —         | —                         | —         | 2                  | —                   |
| 12 Not reported                                       | —                    | —          | —          | —                            | —            | —                 | —         | —                         | —         | —                  | —                   |
| 13 Disaster loss (fire, flood, etc.)                  | 6                    | 2          | 3          | —                            | —            | —                 | —         | 5                         | 1         | 5                  | —                   |
| 14 New job or job transfer                            | 1                    | —          | —          | —                            | —            | —                 | —         | —                         | —         | —                  | —                   |
| 15 To be closer to work/school/other                  | 27                   | 16         | 11         | 2                            | 2            | —                 | —         | 2                         | 2         | 27                 | 6                   |
| 16 Other, financial/employment related                | 42                   | 15         | 28         | 3                            | 5            | —                 | —         | 8                         | 2         | 41                 | 10                  |
| 17 To establish own household                         | 51                   | 14         | 37         | 8                            | —            | —                 | —         | 5                         | 6         | 51                 | 15                  |
| 18 Needed larger house or apartment                   | 53                   | 33         | 20         | 12                           | 2            | —                 | 2         | 2                         | 12        | 53                 | 6                   |
| 19 Married  | 4                    | 2          | 2          | 2                            | —            | —                 | —         | 2                         | —         | 4                  | —                   |
| 20 Widowed, divorced or separated                     | 42                   | 20         | 22         | 10                           | 4            | —                 | —         | —                         | 2         | 42                 | 2                   |
| 21 Other, family/person related                       | 205                  | 99         | 107        | 30                           | 15           | 2                 | 5         | 13                        | 16        | 200                | 32                  |
| 22 Wanted better home                                 | 102                  | 58         | 44         | 35                           | 23           | —                 | —         | 11                        | 11        | 99                 | 21                  |
| 23 Change from owner to renter                        | 24                   | —          | 24         | —                            | —            | —                 | —         | 1                         | 2         | 24                 | 4                   |
| 24 Change from renter to owner                        | 29                   | 29         | —          | 8                            | 2            | —                 | —         | 3                         | 5         | 29                 | 5                   |
| 25 Wanted lower rent or maintenance                   | 75                   | 23         | 52         | 7                            | 11           | —                 | —         | 6                         | 21        | 75                 | 26                  |
| 26 Other housing related reasons                      | 122                  | 62         | 60         | 12                           | 5            | 2                 | 2         | 5                         | 6         | 121                | 25                  |
| 27 Other  | 248                  | 137        | 111        | 43                           | 38           | 4                 | 5         | 10                        | 9         | 243                | 39                  |
| 28 Not reported                                       | 39                   | 24         | 15         | —                            | 5            | —                 | —         | 13                        | 1         | 36                 | 4                   |
| <b>Main Reason for Leaving Previous Unit</b>          |                      |            |            |                              |              |                   |           |                           |           |                    |                     |
| 29 All reported reasons equal                         | 16                   | 4          | 11         | —                            | —            | —                 | —         | —                         | 2         | 16                 | 2                   |
| 30 Private displacement                               | 11                   | 2          | 8          | —                            | 6            | 2                 | —         | —                         | —         | 11                 | 4                   |
| 31 Government displacement                            | 5                    | —          | 5          | —                            | —            | 2                 | —         | —                         | —         | 5                  | 2                   |
| 32 Disaster loss (fire, flood, etc.)                  | 6                    | 2          | 3          | —                            | —            | —                 | —         | 5                         | 1         | 5                  | —                   |
| 33 New job or job transfer                            | —                    | —          | —          | —                            | —            | —                 | —         | —                         | —         | —                  | —                   |
| 34 To be closer to work/school/other                  | 18                   | 11         | 7          | —                            | —            | —                 | —         | —                         | —         | 18                 | 2                   |
| 35 Other, financial/employment related                | 29                   | 9          | 20         | 3                            | 3            | —                 | —         | 4                         | —         | 29                 | 5                   |
| 36 To establish own household                         | 29                   | 7          | 23         | 6                            | —            | —                 | —         | 4                         | 1         | 29                 | 6                   |
| 37 Needed larger house or apartment                   | 37                   | 21         | 16         | 12                           | —            | —                 | 2         | 2                         | 7         | 37                 | 6                   |
| 38 Married, widowed, divorced, or separated           | 36                   | 15         | 21         | 10                           | 4            | —                 | —         | 2                         | 2         | 36                 | 5                   |
| 39 Other, family/personal related                     | 176                  | 82         | 93         | 27                           | 15           | 5                 | 11        | 14                        | 14        | 170                | 30                  |
| 40 Wanted better home                                 | 88                   | 50         | 38         | 35                           | 23           | 2                 | 11        | 9                         | 9         | 86                 | 16                  |
| 41 Change from owner to renter or renter to owner     | 42                   | 29         | 13         | 8                            | 2            | —                 | —         | 4                         | 7         | 42                 | 9                   |
| 42 Wanted lower rent or maintenance                   | 64                   | 16         | 48         | 7                            | 6            | —                 | 6         | 19                        | 10        | 64                 | 23                  |
| 43 Other housing related reasons                      | 98                   | 53         | 45         | 12                           | 2            | 2                 | 6         | 5                         | 6         | 97                 | 20                  |
| 44 Other  | 219                  | 120        | 99         | 43                           | 36           | 4                 | 8         | 8                         | 5         | 215                | 31                  |
| 45 Not reported                                       | 42                   | 24         | 18         | —                            | 5            | —                 | 1         | 13                        | 1         | 40                 | 7                   |
| <b>Choice of Present Neighborhood<sup>1</sup></b>     |                      |            |            |                              |              |                   |           |                           |           |                    |                     |
| 46 Convenient to job                                  | 45                   | 25         | 21         | 12                           | 2            | —                 | —         | —                         | 7         | 43                 | 5                   |
| 47 Convenient to friends or relatives                 | 315                  | 157        | 159        | 49                           | 44           | 2                 | 8         | 25                        | 19        | 310                | 49                  |
| 48 Convenient to leisure activities                   | 110                  | 66         | 44         | 30                           | 23           | 2                 | 8         | 2                         | 3         | 110                | 2                   |
| 49 Convenient to public transportation                | 50                   | 18         | 32         | 6                            | 2            | —                 | 3         | 3                         | 4         | 50                 | 9                   |
| 50 Good schools                                       | 13                   | 7          | 6          | 3                            | 2            | —                 | —         | —                         | 2         | 13                 | 4                   |
| 51 Other public services                              | 43                   | 5          | 38         | 3                            | —            | —                 | 2         | 3                         | 4         | 43                 | 7                   |
| 52 Looks/design of neighborhood                       | 267                  | 154        | 113        | 66                           | 36           | 2                 | 6         | 19                        | 20        | 267                | 24                  |
| 53 House was most important consideration             | 184                  | 106        | 78         | 23                           | 15           | 2                 | 14        | 17                        | 20        | 184                | 39                  |
| 54 Other  | 180                  | 76         | 104        | 21                           | 27           | 7                 | 2         | 18                        | 11        | 175                | 42                  |
| 55 Not reported                                       | 97                   | 50         | 47         | 8                            | 7            | —                 | —         | 20                        | 3         | 93                 | 24                  |
| <b>Main Reason for Choice of Present Neighborhood</b> |                      |            |            |                              |              |                   |           |                           |           |                    |                     |
| 56 All reported reasons equal                         | 45                   | 16         | 28         | —                            | 2            | —                 | 2         | —                         | 4         | 45                 | 2                   |
| 57 Convenient to job                                  | 33                   | 18         | 15         | 10                           | —            | —                 | —         | —                         | 3         | 31                 | 3                   |
| 58 Convenient to friends or relatives                 | 236                  | 112        | 124        | 42                           | 40           | 2                 | 6         | 22                        | 16        | 230                | 43                  |
| 59 Convenient to leisure activities                   | 41                   | 21         | 20         | 17                           | 2            | —                 | 5         | —                         | —         | 41                 | —                   |
| 60 Convenient to public transportation                | 6                    | —          | 6          | —                            | —            | —                 | —         | 3                         | —         | 6                  | 3                   |
| 61 Good schools                                       | —                    | —          | —          | —                            | —            | —                 | —         | —                         | —         | —                  | —                   |
| 62 Other public services                              | 16                   | 1          | 15         | —                            | —            | —                 | 2         | 3                         | —         | 16                 | 4                   |
| 63 Looks/design of neighborhood                       | 154                  | 90         | 65         | 47                           | 19           | —                 | 2         | 14                        | 10        | 154                | 19                  |
| 64 House was most important consideration             | 122                  | 70         | 52         | 18                           | 8            | 2                 | 7         | 13                        | 18        | 122                | 28                  |
| 65 Other  | 166                  | 69         | 97         | 21                           | 24           | 7                 | 2         | 18                        | 11        | 161                | 42                  |
| 66 Not reported                                       | 97                   | 50         | 47         | 8                            | 7            | —                 | —         | 20                        | 3         | 93                 | 24                  |
| <b>Neighborhood Search</b>                            |                      |            |            |                              |              |                   |           |                           |           |                    |                     |
| 67 Looked at just this neighborhood                   | 512                  | 244        | 268        | 99                           | 80           | 5                 | 26        | 52                        | 44        | 501                | 117                 |
| 68 Looked at other neighborhood(s)                    | 370                  | 185        | 185        | 64                           | 20           | 7                 | —         | 26                        | 21        | 367                | 45                  |
| 69 Not reported                                       | 33                   | 17         | 16         | —                            | 3            | —                 | —         | 15                        | —         | 30                 | 6                   |
| <b>Choice of Present Home<sup>1</sup></b>             |                      |            |            |                              |              |                   |           |                           |           |                    |                     |
| 70 Financial reasons                                  | 252                  | 115        | 137        | 47                           | 45           | 5                 | 8         | 34                        | 25        | 249                | 62                  |
| 71 Room layout/design                                 | 328                  | 209        | 119        | 90                           | 55           | —                 | 10        | 20                        | 15        | 328                | 35                  |
| 72 Kitchen  | 65                   | 45         | 20         | 30                           | 29           | —                 | 6         | 5                         | 5         | 65                 | 4                   |
| 73 Size   | 199                  | 117        | 82         | 56                           | 34           | 2                 | 8         | 11                        | 13        | 199                | 22                  |
| 74 Exterior appearance                                | 147                  | 87         | 61         | 35                           | 29           | —                 | 2         | 9                         | 10        | 147                | 13                  |
| 75 Yard/trees/view                                    | 99                   | 55         | 44         | 8                            | —            | —                 | 5         | 1                         | 6         | 99                 | 10                  |
| 76 Quality of construction                            | 113                  | 88         | 26         | 36                           | 29           | —                 | 2         | 2                         | 13        | 113                | 7                   |
| 77 Only one available                                 | 96                   | 31         | 66         | 5                            | 7            | 2                 | —         | 15                        | 12        | 95                 | 32                  |
| 78 Other  | 163                  | 72         | 91         | 32                           | 16           | 7                 | 5         | 12                        | 9         | 155                | 24                  |
| 79 Not reported                                       | 103                  | 51         | 52         | 13                           | 11           | —                 | 2         | 20                        | 3         | 99                 | 15                  |

# Householder

| Total occupied units | In MSAs        |         | Outside MSAs | Urban |              | Rural |         |              | Regions   |         |       |      |    |
|----------------------|----------------|---------|--------------|-------|--------------|-------|---------|--------------|-----------|---------|-------|------|----|
|                      | Central cities | Suburbs |              | Total | Outside MSAs | Total | Suburbs | Outside MSAs | Northeast | Midwest | South | West |    |
| 915                  | 243            | 431     | 241          | 666   | 116          | 249   | 124     | 125          | 150       | 221     | 328   | 216  | 1  |
| 16                   | 3              | 9       | 4            | 8     | 4            | 8     | 8       | -            | -         | 7       | 4     | 5    | 2  |
| 9                    | -              | 6       | 2            | 3     | 2            | 6     | 6       | -            | -         | 2       | 2     | 5    | 3  |
| -                    | -              | -       | -            | -     | -            | -     | -       | -            | -         | -       | -     | -    | 4  |
| 7                    | 3              | 2       | 2            | 5     | 2            | 2     | 2       | -            | -         | 5       | 2     | -    | 5  |
| -                    | -              | -       | -            | -     | -            | -     | -       | -            | -         | -       | -     | -    | 6  |
| 8                    | 7              | 1       | -            | 8     | -            | -     | -       | -            | 2         | -       | 5     | 1    | 7  |
| 3                    | 2              | 1       | -            | 3     | -            | -     | -       | -            | -         | -       | 2     | 1    | 8  |
| 2                    | 2              | -       | -            | 2     | -            | -     | -       | -            | -         | -       | 2     | -    | 9  |
| 2                    | 2              | -       | -            | 2     | -            | -     | -       | -            | 2         | -       | -     | -    | 10 |
| -                    | -              | -       | -            | -     | -            | -     | -       | -            | -         | -       | -     | -    | 11 |
| 6                    | 6              | -       | -            | 6     | -            | -     | -       | -            | -         | -       | 5     | 1    | 12 |
| 1                    | 1              | -       | -            | 1     | -            | -     | -       | -            | -         | 1       | -     | -    | 13 |
| 27                   | 15             | 10      | 2            | 21    | -            | 7     | 4       | 2            | 3         | 7       | 4     | 13   | 14 |
| 42                   | 14             | 16      | 12           | 27    | 4            | 15    | 7       | 8            | 3         | 6       | 18    | 15   | 15 |
| 51                   | 19             | 27      | 4            | 51    | 4            | -     | -       | -            | 13        | 15      | 11    | 12   | 16 |
| 53                   | 29             | 12      | 11           | 35    | -            | 18    | 7       | 11           | 12        | 2       | 27    | 12   | 17 |
| 4                    | 4              | -       | -            | 4     | -            | -     | -       | -            | -         | 2       | -     | 2    | 18 |
| 42                   | 6              | 26      | 10           | 29    | 3            | 13    | 6       | 6            | 10        | 20      | 7     | 4    | 19 |
| 205                  | 35             | 96      | 74           | 151   | 45           | 54    | 26      | 29           | 24        | 69      | 58    | 54   | 20 |
| 102                  | 23             | 39      | 40           | 66    | 13           | 36    | 9       | 27           | 10        | 28      | 44    | 19   | 21 |
| 24                   | 10             | 7       | 7            | 16    | 4            | 8     | 5       | 3            | 4         | 5       | 9     | 6    | 22 |
| 29                   | 5              | 16      | 8            | 15    | -            | 14    | 6       | 8            | 7         | 5       | 12    | 5    | 23 |
| 75                   | 27             | 35      | 12           | 61    | 6            | 14    | 8       | 6            | 13        | 18      | 23    | 21   | 24 |
| 122                  | 27             | 60      | 34           | 93    | 22           | 30    | 17      | 12           | 28        | 34      | 40    | 19   | 25 |
| 248                  | 61             | 132     | 55           | 181   | 30           | 67    | 42      | 24           | 35        | 47      | 87    | 79   | 26 |
| 39                   | 13             | 12      | 14           | 29    | 4            | 9     | -       | 9            | 14        | 5       | 14    | 6    | 27 |
| 16                   | 4              | 7       | 4            | 11    | 4            | 4     | 4       | -            | -         | 5       | 6     | 4    | 28 |
| 11                   | 3              | 8       | -            | 3     | -            | 8     | 8       | -            | -         | 5       | 2     | 4    | 29 |
| 5                    | 5              | -       | -            | 5     | -            | -     | -       | -            | -         | -       | 5     | 1    | 30 |
| 6                    | 6              | -       | -            | 6     | -            | -     | -       | -            | -         | -       | 5     | -    | 31 |
| -                    | -              | -       | -            | -     | -            | -     | -       | -            | -         | -       | -     | -    | 32 |
| 18                   | 9              | 9       | -            | 14    | -            | 4     | 4       | -            | 2         | 7       | 2     | 7    | 33 |
| 29                   | 7              | 12      | 10           | 19    | 4            | 10    | 5       | 6            | 3         | 3       | 16    | 7    | 34 |
| 29                   | 13             | 16      | -            | 29    | -            | -     | -       | -            | 7         | 4       | 6     | 12   | 35 |
| 37                   | 19             | 9       | 8            | 24    | -            | 13    | 5       | 8            | 11        | 23      | 5     | 5    | 36 |
| 36                   | 11             | 20      | 6            | 34    | 3            | 2     | -       | 2            | 16        | 5       | 4     | 37   |    |
| 176                  | 28             | 80      | 68           | 126   | 39           | 50    | 21      | 29           | 22        | 59      | 52    | 43   | 38 |
| 88                   | 17             | 33      | 38           | 55    | 13           | 33    | 9       | 25           | 8         | 23      | 44    | 14   | 39 |
| 42                   | 9              | 20      | 13           | 25    | 4            | 17    | 8       | 9            | 9         | 10      | 17    | 6    | 40 |
| 64                   | 25             | 30      | 8            | 50    | 2            | 14    | 8       | 6            | 13        | 16      | 19    | 16   | 41 |
| 98                   | 20             | 53      | 24           | 76    | 18           | 21    | 15      | 6            | 22        | 26      | 36    | 14   | 42 |
| 219                  | 54             | 119     | 46           | 157   | 22           | 62    | 38      | 24           | 30        | 40      | 78    | 71   | 43 |
| 42                   | 13             | 14      | 16           | 33    | 6            | 9     | -       | 9            | 14        | 7       | 14    | 7    | 44 |
| 45                   | 14             | 25      | 7            | 34    | 2            | 11    | 7       | 5            | 8         | 11      | 11    | 15   | 45 |
| 315                  | 60             | 180     | 75           | 215   | 45           | 100   | 70      | 30           | 63        | 70      | 111   | 71   | 46 |
| 110                  | 30             | 66      | 15           | 66    | 6            | 44    | 35      | 9            | 17        | 17      | 43    | 34   | 47 |
| 50                   | 18             | 17      | 15           | 40    | 12           | 10    | 7       | 3            | 13        | 16      | 5     | 17   | 48 |
| 13                   | 4              | 7       | 2            | 9     | 2            | 4     | 4       | -            | -         | 6       | 3     | 4    | 49 |
| 43                   | 18             | 12      | 13           | 38    | 13           | 5     | 5       | -            | 11        | 17      | 9     | 6    | 50 |
| 267                  | 74             | 131     | 62           | 179   | 25           | 89    | 52      | 37           | 47        | 57      | 104   | 59   | 51 |
| 184                  | 48             | 72      | 64           | 134   | 38           | 49    | 24      | 26           | 35        | 62      | 51    | 36   | 52 |
| 180                  | 49             | 85      | 46           | 135   | 19           | 44    | 18      | 27           | 13        | 45      | 62    | 59   | 53 |
| 97                   | 28             | 47      | 23           | 81    | 9            | 16    | 2       | 14           | 30        | 25      | 31    | 11   | 54 |
| 45                   | 9              | 21      | 14           | 33    | 14           | 11    | 11      | -            | 12        | 11      | 9     | 13   | 55 |
| 33                   | 7              | 22      | 3            | 26    | -            | 7     | 4       | 3            | 6         | 10      | 7     | 11   | 56 |
| 236                  | 38             | 141     | 56           | 158   | 31           | 77    | 51      | 26           | 46        | 43      | 97    | 50   | 57 |
| 41                   | 16             | 16      | 9            | 29    | 3            | 12    | 7       | 5            | 9         | 9       | 17    | 16   | 58 |
| 6                    | 3              | 2       | -            | 6     | -            | -     | -       | -            | 2         | -       | -     | 3    | 59 |
| -                    | -              | -       | -            | -     | -            | -     | -       | -            | -         | -       | -     | -    | 60 |
| 16                   | 9              | 5       | 2            | 16    | 2            | -     | -       | -            | 3         | 5       | 7     | 1    | 61 |
| 154                  | 45             | 69      | 41           | 104   | 12           | 50    | 21      | 29           | 21        | 34      | 65    | 35   | 62 |
| 122                  | 41             | 30      | 50           | 89    | 28           | 32    | 10      | 22           | 19        | 44      | 38    | 21   | 63 |
| 166                  | 47             | 77      | 42           | 124   | 17           | 42    | 18      | 25           | 11        | 40      | 60    | 55   | 64 |
| 97                   | 28             | 47      | 23           | 81    | 9            | 16    | 2       | 14           | 30        | 25      | 31    | 11   | 65 |
| 512                  | 126            | 236     | 150          | 345   | 59           | 167   | 77      | 90           | 92        | 122     | 190   | 108  | 66 |
| 370                  | 104            | 182     | 84           | 293   | 55           | 77    | 47      | 30           | 45        | 93      | 127   | 105  | 67 |
| 33                   | 13             | 13      | 7            | 28    | 2            | 5     | -       | 5            | 14        | 5       | 11    | 2    | 68 |
| 252                  | 77             | 105     | 69           | 175   | 22           | 77    | 30      | 47           | 49        | 41      | 90    | 72   | 69 |
| 328                  | 52             | 165     | 111          | 200   | 44           | 128   | 61      | 67           | 55        | 74      | 130   | 69   | 70 |
| 65                   | 7              | 26      | 31           | 28    | 7            | 36    | 11      | 25           | 15        | 11      | 37    | 2    | 71 |
| 199                  | 53             | 88      | 58           | 140   | 26           | 59    | 27      | 32           | 38        | 30      | 83    | 47   | 72 |
| 147                  | 24             | 82      | 41           | 93    | 17           | 54    | 30      | 24           | 15        | 31      | 72    | 30   | 73 |
| 99                   | 20             | 45      | 34           | 79    | 26           | 20    | 12      | 8            | 20        | 35      | 50    | 14   | 74 |
| 113                  | 14             | 41      | 58           | 63    | 23           | 50    | 15      | 35           | 19        | 23      | 35    | 15   | 75 |
| 96                   | 29             | 49      | 19           | 77    | 8            | 19    | 8       | 11           | 19        | 32      | 21    | 25   | 76 |
| 163                  | 40             | 74      | 49           | 116   | 26           | 47    | 24      | 23           | 24        | 45      | 57    | 37   | 77 |
| 103                  | 28             | 55      | 20           | 92    | 11           | 12    | 2       | 9            | 23        | 27      | 39    | 13   | 78 |

**Table 7-11. Reasons for Move and Choice of Current Residence—Occupied Units With Elderly**

[Numbers in thousands. Consistent with the 1990 Census. ... means not applicable or sample too small. – means zero or rounds to zero]

| Characteristics   | Total occupied units             | Tenure |        | Housing unit characteristics |              |                   |          | Household characteristics |          |                    |                     |    |
|---|----------------------------------|--------|--------|------------------------------|--------------|-------------------|----------|---------------------------|----------|--------------------|---------------------|----|
|   |                                  | Owner  | Renter | New construction 4 years     | Mobile homes | Physical problems |          | Black                     | Hispanic | Moved in past year | Below poverty level |    |
|   |                                  |        |        |                              |              | Severe            | Moderate |                           |          |                    |                     |    |
| <b>RESPONDENT MOVED DURING PAST YEAR—Con.</b>           |                                  |        |        |                              |              |                   |          |                           |          |                    |                     |    |
| <b>Main Reason for Choice of Present Home</b>           |                                  |        |        |                              |              |                   |          |                           |          |                    |                     |    |
| 1   | All reported reasons equal ..... | 63     | 41     | 21                           | 18           | 23                | —        | 2                         | 2        | 6                  | 63                  | 7  |
| 2   | Financial reasons .....          | 173    | 61     | 112                          | 19           | 14                | 5        | 6                         | 30       | 17                 | 170                 | 58 |
| 3   | Room layout/design .....         | 188    | 124    | 64                           | 48           | 20                | —        | 7                         | 9        | 7                  | 188                 | 26 |
| 4   | Kitchen .....                    | 2      | —      | 2                            | —            | —                 | —        | —                         | —        | —                  | 2                   | 2  |
| 5   | Size .....                       | 73     | 34     | 38                           | 16           | 5                 | —        | 2                         | 2        | 5                  | 73                  | 9  |
| 6   | Exterior appearance .....        | 37     | 20     | 17                           | 6            | 2                 | —        | —                         | 7        | —                  | 37                  | 1  |
| 7   | Yard/trees/view .....            | 37     | 16     | 21                           | —            | —                 | —        | 2                         | 1        | 3                  | 37                  | 3  |
| 8   | Quality of construction .....    | 25     | 17     | 8                            | 10           | 7                 | —        | —                         | —        | 5                  | 25                  | —  |
| 9   | Only one available .....         | 83     | 26     | 57                           | 5            | 7                 | 2        | —                         | 15       | 12                 | 82                  | 32 |
| 10  | Other .....                      | 127    | 53     | 74                           | 27           | 13                | 4        | 5                         | 7        | 8                  | 119                 | 16 |
| 11  | Not reported .....               | 107    | 54     | 54                           | 15           | 11                | —        | 2                         | 20       | 3                  | 103                 | 15 |
| <b>Home Search</b>                                      |                                  |        |        |                              |              |                   |          |                           |          |                    |                     |    |
| 12  | Now in house .....               | 397    | 299    | 98                           | 87           | ...               | 2        | 6                         | 38       | 29                 | 385                 | 65 |
| 13  | Did not look at apartments ..... | 335    | 257    | 78                           | 81           | ...               | 2        | 6                         | 32       | 21                 | 326                 | 59 |
| 14  | Looked at apartments too .....   | 41     | 25     | 16                           | 7            | ...               | —        | —                         | 4        | 8                  | 41                  | 3  |
| 15  | Search not reported .....        | 20     | 16     | 4                            | —            | ...               | —        | —                         | 3        | —                  | 18                  | 2  |
| 16  | Now in mobile home .....         | 102    | 90     | 12                           | 40           | 102               | 2        | 4                         | 3        | —                  | 99                  | 14 |
| 17  | Did not look at apartments ..... | 76     | 67     | 9                            | 26           | 76                | 2        | 4                         | 3        | —                  | 73                  | 12 |
| 18  | Looked at apartments too .....   | 23     | 23     | —                            | 14           | 23                | —        | —                         | —        | —                  | 23                  | 2  |
| 19  | Search not reported .....        | 3      | —      | 3                            | —            | 3                 | —        | —                         | —        | —                  | 3                   | —  |
| 20  | Now in apartment .....           | 416    | 58     | 358                          | 35           | ...               | 6        | 17                        | 51       | 36                 | 414                 | 89 |
| 21  | Did not look at houses .....     | 341    | 48     | 293                          | 24           | ...               | 2        | 17                        | 32       | 34                 | 339                 | 65 |
| 22  | Looked at houses too .....       | 53     | 7      | 47                           | 7            | ...               | —        | —                         | 7        | 2                  | 53                  | 16 |
| 23  | Search not reported .....        | 22     | 3      | 18                           | 4            | ...               | 4        | —                         | 12       | —                  | 22                  | 9  |
| <b>Recent Mover Comparison to Previous Home</b>         |                                  |        |        |                              |              |                   |          |                           |          |                    |                     |    |
| 24  | Better home .....                | 418    | 210    | 208                          | 93           | 48                | 2        | 11                        | 53       | 38                 | 411                 | 91 |
| 25  | Worse home .....                 | 124    | 58     | 66                           | 23           | 21                | 4        | 2                         | 8        | 10                 | 124                 | 14 |
| 26  | About the same .....             | 333    | 157    | 176                          | 44           | 28                | 5        | 14                        | 17       | 16                 | 325                 | 56 |
| 27  | Not reported .....               | 40     | 22     | 19                           | 2            | 5                 | —        | —                         | 15       | —                  | 38                  | 7  |
| <b>Recent Mover Comparison to Previous Neighborhood</b> |                                  |        |        |                              |              |                   |          |                           |          |                    |                     |    |
| 28  | Better neighborhood .....        | 321    | 164    | 157                          | 73           | 51                | —        | 6                         | 29       | 21                 | 319                 | 59 |
| 29  | Worse neighborhood .....         | 62     | 23     | 39                           | 8            | 6                 | 2        | 2                         | 9        | 8                  | 60                  | 17 |
| 30  | About the same .....             | 449    | 213    | 236                          | 67           | 30                | 9        | 17                        | 36       | 31                 | 439                 | 75 |
| 31  | Same neighborhood .....          | 39     | 21     | 18                           | 12           | 10                | —        | 1                         | 3        | 5                  | 39                  | 11 |
| 32  | Not reported .....               | 43     | 25     | 19                           | 2            | 5                 | —        | —                         | 15       | —                  | 41                  | 7  |

<sup>1</sup>Figures may not add to total because more than one category may apply to a unit.

# Householder—Con.

| Total occupied units | In MSAs        |         | Outside MSAs | Urban |              | Rural |         |              | Regions   |         |       |      |    |
|----------------------|----------------|---------|--------------|-------|--------------|-------|---------|--------------|-----------|---------|-------|------|----|
|                      | Central cities | Suburbs |              | Total | Outside MSAs | Total | Suburbs | Outside MSAs | Northeast | Midwest | South | West |    |
| 63                   | 6              | 36      | 21           | 31    | —            | 32    | 11      | 21           | 13        | 4       | 30    | 16   | 1  |
| 173                  | 69             | 75      | 29           | 130   | 12           | 43    | 26      | 17           | 35        | 27      | 56    | 55   | 2  |
| 188                  | 33             | 101     | 54           | 117   | 27           | 71    | 44      | 27           | 24        | 47      | 84    | 33   | 3  |
| 2                    | —              | 2       | —            | 2     | —            | —     | —       | —            | 2         | —       | —     | —    | 4  |
| 73                   | 24             | 29      | 19           | 60    | 13           | 13    | 7       | 6            | 12        | 15      | 29    | 17   | 5  |
| 37                   | 6              | 23      | 8            | 32    | 7            | 5     | 4       | 1            | 2         | 10      | 16    | 8    | 6  |
| 37                   | 10             | 11      | 16           | 30    | 10           | 8     | 2       | 5            | 5         | 18      | 5     | 10   | 7  |
| 25                   | 1              | 7       | 17           | 11    | 6            | 14    | 3       | 11           | 4         | —       | 14    | 8    | 8  |
| 83                   | 26             | 42      | 15           | 65    | 6            | 18    | 8       | 9            | 14        | 30      | 16    | 23   | 9  |
| 127                  | 40             | 48      | 39           | 93    | 22           | 35    | 17      | 18           | 15        | 41      | 40    | 31   | 10 |
| 107                  | 28             | 58      | 22           | 96    | 13           | 12    | 2       | 9            | 23        | 29      | 39    | 16   | 11 |
| 397                  | 77             | 188     | 131          | 271   | 62           | 126   | 57      | 69           | 57        | 97      | 164   | 78   | 12 |
| 335                  | 61             | 157     | 117          | 220   | 56           | 115   | 54      | 61           | 46        | 84      | 145   | 60   | 13 |
| 41                   | 14             | 19      | 8            | 36    | 4            | 6     | 3       | 3            | 5         | 7       | 13    | 16   | 14 |
| 20                   | 2              | 11      | 7            | 16    | 2            | 5     | —       | 5            | 6         | 6       | 6     | 2    | 15 |
| 102                  | 5              | 61      | 37           | 37    | 5            | 66    | 33      | 32           | 16        | 7       | 56    | 23   | 16 |
| 76                   | 2              | 51      | 23           | 27    | 5            | 49    | 31      | 18           | 14        | 7       | 39    | 16   | 17 |
| 23                   | 2              | 7       | 14           | 7     | —            | 16    | 2       | 14           | 2         | —       | 14    | 7    | 18 |
| 3                    | —              | 3       | —            | 3     | —            | —     | —       | —            | —         | —       | 3     | —    | 19 |
| 416                  | 161            | 182     | 72           | 359   | 49           | 57    | 34      | 23           | 77        | 117     | 108   | 114  | 20 |
| 341                  | 116            | 166     | 59           | 289   | 40           | 52    | 32      | 20           | 60        | 85      | 106   | 90   | 21 |
| 53                   | 28             | 13      | 13           | 48    | 9            | 5     | 2       | 3            | 4         | 29      | —     | 20   | 22 |
| 22                   | 18             | 4       | —            | 22    | —            | —     | —       | —            | 13        | 3       | 2     | 4    | 23 |
| 418                  | 111            | 176     | 131          | 297   | 57           | 121   | 47      | 74           | 78        | 93      | 157   | 90   | 24 |
| 124                  | 42             | 51      | 31           | 91    | 17           | 32    | 18      | 15           | 5         | 28      | 30    | 60   | 25 |
| 333                  | 75             | 189     | 69           | 245   | 40           | 89    | 60      | 29           | 53        | 93      | 126   | 61   | 26 |
| 40                   | 15             | 16      | 9            | 33    | 2            | 7     | —       | 7            | 14        | 6       | 16    | 5    | 27 |
| 321                  | 76             | 154     | 90           | 217   | 30           | 104   | 44      | 60           | 53        | 75      | 118   | 75   | 28 |
| 62                   | 24             | 25      | 13           | 48    | 6            | 15    | 8       | 7            | 13        | 16      | 11    | 22   | 29 |
| 449                  | 119            | 219     | 111          | 348   | 73           | 102   | 64      | 38           | 64        | 111     | 166   | 108  | 30 |
| 39                   | 9              | 14      | 16           | 19    | 4            | 21    | 8       | 13           | 6         | 11      | 17    | 6    | 31 |
| 43                   | 15             | 19      | 9            | 36    | 2            | 7     | —       | 7            | 14        | 9       | 16    | 5    | 32 |

**Table 7-12. Income Characteristics—Occupied Units With Elderly Householder**

[Numbers in thousands. Consistent with the 1990 Census. ... means not applicable or sample too small. – means zero or rounds to zero]

| Characteristics   | Total occupied units | Tenure        |               | Housing unit characteristics |               |                   |               | Household characteristics |               |                    |                     |
|---|----------------------|---------------|---------------|------------------------------|---------------|-------------------|---------------|---------------------------|---------------|--------------------|---------------------|
|   |                      | Owner         | Renter        | New construction 4 years     | Mobile homes  | Physical problems |               | Black                     | Hispanic      | Moved in past year | Below poverty level |
|   |                      |               |               |                              |               | Severe            | Moderate      |                           |               |                    |                     |
| <b>1 Total</b> .....  | <b>21 423</b>        | <b>17 196</b> | <b>4 227</b>  | <b>595</b>                   | <b>1 362</b>  | <b>432</b>        | <b>822</b>    | <b>2 001</b>              | <b>1 022</b>  | <b>904</b>         | <b>4 115</b>        |
| <b>Household Income</b>   |                      |               |               |                              |               |                   |               |                           |               |                    |                     |
| 2 Less than \$5,000 .....   | 1 806                | 1 312         | 493           | 51                           | 120           | 71                | 101           | 217                       | 107           | 80                 | 1 806               |
| 3 \$5,000 to \$9,999 .....  | 3 166                | 2 027         | 1 139         | 53                           | 297           | 104               | 267           | 566                       | 204           | 140                | 2 138               |
| 4 \$10,000 to \$14,999 .....  | 3 377                | 2 440         | 937           | 54                           | 248           | 89                | 132           | 333                       | 167           | 150                | 128                 |
| 5 \$15,000 to \$19,999 .....  | 2 454                | 1 960         | 494           | 66                           | 192           | 36                | 90            | 197                       | 123           | 123                | 23                  |
| 6 \$20,000 to \$24,999 .....  | 2 059                | 1 717         | 342           | 44                           | 106           | 21                | 51            | 172                       | 89            | 83                 | 16                  |
| 7 \$25,000 to \$29,999 .....  | 1 702                | 1 469         | 233           | 53                           | 106           | 28                | 53            | 115                       | 62            | 72                 | 4                   |
| 8 \$30,000 to \$34,999 .....  | 1 363                | 1 210         | 153           | 33                           | 57            | 31                | 34            | 87                        | 37            | 40                 | –                   |
| 9 \$35,000 to \$39,999 .....  | 924                  | 826           | 98            | 40                           | 38            | 13                | 24            | 73                        | 24            | 52                 | –                   |
| 10 \$40,000 to \$49,999 .....   | 1 328                | 1 212         | 116           | 52                           | 66            | 14                | 23            | 66                        | 58            | 41                 | –                   |
| 11 \$50,000 to \$59,999 .....   | 895                  | 845           | 51            | 32                           | 53            | 12                | 7             | 50                        | 46            | 19                 | –                   |
| 12 \$60,000 to \$79,999 .....   | 982                  | 907           | 74            | 51                           | 56            | 2                 | 18            | 63                        | 44            | 45                 | –                   |
| 13 \$80,000 to \$99,999 .....   | 413                  | 379           | 35            | 22                           | 6             | 5                 | 9             | 27                        | 21            | 8                  | –                   |
| 14 \$100,000 to \$119,999 .....                                       | 361                  | 350           | 11            | 13                           | 8             | 2                 | 5             | 15                        | 10            | 16                 | –                   |
| 15 \$120,000 or more .....  | 594                  | 544           | 50            | 33                           | 8             | 3                 | 9             | 21                        | 30            | 34                 | –                   |
| <b>16 Median</b> .....  | <b>19 814</b>        | <b>22 502</b> | <b>12 566</b> | <b>27 869</b>                | <b>15 403</b> | <b>12 287</b>     | <b>11 644</b> | <b>13 272</b>             | <b>16 304</b> | <b>18 318</b>      | <b>5 589</b>        |
| As percent of poverty level:  |                      |               |               |                              |               |                   |               |                           |               |                    |                     |
| 17 Less than 50 percent .....   | 1 727                | 1 267         | 460           | 48                           | 118           | 69                | 94            | 221                       | 104           | 78                 | 1 727               |
| 18 50 to 99 .....   | 2 388                | 1 543         | 845           | 49                           | 210           | 86                | 212           | 499                       | 205           | 92                 | 2 388               |
| 19 100 to 149 .....   | 3 220                | 2 297         | 923           | 45                           | 262           | 97                | 159           | 393                       | 197           | 163                | ...                 |
| 20 150 to 199 .....   | 3 067                | 2 391         | 675           | 83                           | 241           | 42                | 110           | 240                       | 138           | 141                | ...                 |
| 21 200 percent or more .....  | 11 021               | 9 698         | 1 324         | 371                          | 531           | 140               | 247           | 648                       | 378           | 430                | ...                 |
| <b>Income of Families and Primary Individuals</b>                     |                      |               |               |                              |               |                   |               |                           |               |                    |                     |
| 22 Less than \$5,000 .....  | 1 823                | 1 324         | 498           | 51                           | 120           | 71                | 101           | 226                       | 110           | 80                 | 1 810               |
| 23 \$5,000 to \$9,999 .....   | 3 186                | 2 034         | 1 152         | 53                           | 297           | 104               | 267           | 568                       | 206           | 141                | 2 138               |
| 24 \$10,000 to \$14,999 .....   | 3 401                | 2 459         | 943           | 56                           | 248           | 89                | 133           | 337                       | 167           | 150                | 127                 |
| 25 \$15,000 to \$19,999 .....   | 2 441                | 1 955         | 487           | 66                           | 192           | 36                | 90            | 191                       | 126           | 124                | 23                  |
| 26 \$20,000 to \$24,999 .....   | 2 049                | 1 713         | 336           | 41                           | 106           | 21                | 52            | 167                       | 84            | 80                 | 13                  |
| 27 \$25,000 to \$29,999 .....   | 1 712                | 1 479         | 233           | 53                           | 106           | 28                | 53            | 115                       | 62            | 72                 | 4                   |
| 28 \$30,000 to \$34,999 .....   | 1 369                | 1 210         | 159           | 33                           | 57            | 31                | 34            | 88                        | 37            | 40                 | –                   |
| 29 \$35,000 to \$39,999 .....   | 909                  | 814           | 96            | 40                           | 38            | 13                | 24            | 72                        | 24            | 52                 | –                   |
| 30 \$40,000 to \$49,999 .....   | 1 317                | 1 209         | 109           | 52                           | 66            | 14                | 23            | 68                        | 59            | 41                 | –                   |
| 31 \$50,000 to \$59,999 .....   | 885                  | 833           | 52            | 32                           | 53            | 12                | 7             | 47                        | 46            | 19                 | –                   |
| 32 \$60,000 to \$79,999 .....   | 975                  | 902           | 74            | 51                           | 56            | 2                 | 16            | 63                        | 43            | 45                 | –                   |
| 33 \$80,000 to \$99,999 .....   | 411                  | 382           | 29            | 22                           | 6             | 5                 | 9             | 26                        | 19            | 8                  | –                   |
| 34 \$100,000 to \$119,999 .....                                       | 355                  | 344           | 11            | 13                           | 8             | 2                 | 5             | 14                        | 10            | 16                 | –                   |
| 35 \$120,000 or more .....  | 589                  | 538           | 50            | 33                           | 8             | 3                 | 9             | 21                        | 30            | 34                 | –                   |
| <b>36 Median</b> .....  | <b>19 713</b>        | <b>22 412</b> | <b>12 457</b> | <b>27 869</b>                | <b>15 403</b> | <b>12 287</b>     | <b>11 632</b> | <b>13 069</b>             | <b>16 124</b> | <b>18 239</b>      | <b>5 580</b>        |
| <b>Income Sources of Families and Primary Individuals<sup>1</sup></b> |                      |               |               |                              |               |                   |               |                           |               |                    |                     |
| 37 Wages and salaries .....   | 6 505                | 5 458         | 1 048         | 195                          | 368           | 136               | 247           | 693                       | 427           | 277                | 413                 |
| 38 Wages and salaries were majority of income ...                     | 3 574                | 2 993         | 581           | 94                           | 193           | 74                | 160           | 448                       | 282           | 158                | 270                 |
| 39 2 or more people each earned over 20% of wages and salaries .....  | 992                  | 891           | 101           | 15                           | 54            | 22                | 34            | 112                       | 103           | 29                 | 45                  |
| 40 Business, farm, or ranch .....                                     | 1 546                | 1 457         | 89            | 49                           | 39            | 13                | 49            | 33                        | 47            | 38                 | 184                 |
| 41 Social Security or pensions .....                                  | 19 940               | 16 123        | 3 817         | 545                          | 1 278         | 379               | 744           | 1 782                     | 877           | 818                | 3 539               |
| 42 Interest .....   | 11 387               | 10 000        | 1 387         | 380                          | 569           | 129               | 234           | 336                       | 253           | 434                | 1 063               |
| 43 Stock dividend(s) .....  | 5 446                | 4 902         | 544           | 209                          | 192           | 59                | 105           | 110                       | 104           | 189                | 401                 |
| 44 Rental income with lodger(s) .....                                 | 1 620                | 1 534         | 85            | 46                           | 36            | 17                | 43            | 100                       | 87            | 50                 | 177                 |
| 45 Welfare or SSI .....   | 1 035                | 507           | 529           | 38                           | 85            | 54                | 106           | 290                       | 154           | 75                 | 507                 |
| 46 Alimony or child support .....                                     | 161                  | 125           | 36            | 6                            | 19            | 3                 | 8             | 24                        | 9             | 5                  | 28                  |
| 47 Other .....  | 1 505                | 1 224         | 280           | 43                           | 126           | 33                | 72            | 172                       | 119           | 50                 | 302                 |
| <b>Amount of Savings and Investments</b>                              |                      |               |               |                              |               |                   |               |                           |               |                    |                     |
| 48 Income of \$25,000 or less .....                                   | 13 355               | 9 870         | 3 485         | 287                          | 993           | 322               | 654           | 1 511                     | 705           | 600                | 4 112               |
| 49 No savings or investments .....                                    | 5 882                | 2 019         | 126           | 126                          | 523           | 214               | 433           | 1 089                     | 486           | 318                | 2 262               |
| 50 \$25,000 or less .....   | 3 466                | 2 697         | 768           | 53                           | 263           | 64                | 106           | 269                       | 110           | 125                | 773                 |
| 51 More than \$25,000 .....   | 2 308                | 1 966         | 342           | 73                           | 127           | 22                | 71            | 46                        | 56            | 99                 | 482                 |
| 52 Not reported .....   | 1 699                | 1 343         | 356           | 35                           | 80            | 22                | 44            | 107                       | 53            | 56                 | 594                 |
| <b>Food Stamps</b>  |                      |               |               |                              |               |                   |               |                           |               |                    |                     |
| 53 Income of \$25,000 or less .....                                   | 13 355               | 9 870         | 3 485         | 287                          | 993           | 322               | 654           | 1 511                     | 705           | 600                | 4 112               |
| 54 Family members received food stamps .....                          | 786                  | 314           | 472           | 19                           | 77            | 46                | 73            | 254                       | 80            | 66                 | 508                 |
| 55 Did not receive food stamps .....                                  | 12 030               | 9 182         | 2 848         | 253                          | 900           | 267               | 561           | 1 196                     | 593           | 516                | 3 358               |
| 56 Not reported .....   | 539                  | 374           | 166           | 15                           | 17            | 9                 | 21            | 62                        | 32            | 18                 | 246                 |
| <b>Rent Reductions</b>  |                      |               |               |                              |               |                   |               |                           |               |                    |                     |
| 57 No subsidy .....   | 2 917                | –             | 2 917         | 74                           | 103           | 86                | 221           | 383                       | 211           | 340                | 733                 |
| 58 Rent control .....   | 183                  | –             | 183           | –                            | –             | 8                 | 27            | 41                        | 18            | 5                  | 48                  |
| 59 No rent control .....  | 2 728                | –             | 2 728         | 74                           | 103           | 78                | 194           | 342                       | 194           | 334                | 684                 |
| 60 Reduced by owner .....   | 307                  | –             | 307           | 10                           | 35            | 5                 | 21            | 24                        | 30            | 16                 | 92                  |
| 61 Not reduced by owner .....   | 2 407                | –             | 2 407         | 65                           | 66            | 73                | 173           | 317                       | 164           | 318                | 592                 |
| 62 Owner reduction not reported .....                                 | 14                   | –             | 14            | –                            | –             | –                 | –             | –                         | –             | –                  | –                   |
| 63 Rent control not reported .....                                    | 6                    | –             | 6             | –                            | –             | –                 | –             | –                         | –             | –                  | 1                   |
| 64 Owned by public housing authority .....                            | 543                  | –             | 543           | 4                            | –             | 37                | 26            | 135                       | 37            | 47                 | 251                 |
| 65 Government subsidy .....   | 457                  | –             | 457           | 13                           | 1             | 26                | 28            | 88                        | 75            | 44                 | 207                 |
| 66 Other, income verification .....                                   | 216                  | –             | 216           | 20                           | –             | 2                 | 9             | 29                        | 23            | 28                 | 78                  |
| 67 Subsidy not reported .....   | 94                   | –             | 94            | –                            | 3             | –                 | 10            | 12                        | 9             | 9                  | 35                  |

<sup>1</sup>Figures may not add to total because more than one category may apply to a unit.

| Total occupied units | In MSAs        |               | Outside MSAs  | Urban         |               | Rural         |               |               | Regions       |               |               |               |           |
|----------------------|----------------|---------------|---------------|---------------|---------------|---------------|---------------|---------------|---------------|---------------|---------------|---------------|-----------|
|                      | Central cities | Suburbs       |               | Total         | Outside MSAs  | Total         | Suburbs       | Outside MSAs  | Northeast     | Midwest       | South         | West          |           |
| <b>21 423</b>        | <b>5 874</b>   | <b>9 708</b>  | <b>5 840</b>  | <b>14 958</b> | <b>2 166</b>  | <b>6 465</b>  | <b>2 764</b>  | <b>3 674</b>  | <b>4 664</b>  | <b>5 157</b>  | <b>7 561</b>  | <b>4 041</b>  | <b>1</b>  |
| 1 806                | 526            | 757           | 524           | 1 250         | 185           | 556           | 217           | 339           | 380           | 385           | 713           | 328           | 2         |
| 3 166                | 952            | 1 181         | 1 032         | 2 210         | 419           | 956           | 343           | 613           | 619           | 668           | 1 420         | 459           | 3         |
| 3 377                | 918            | 1 439         | 1 021         | 2 364         | 412           | 1 013         | 399           | 608           | 807           | 885           | 1 138         | 547           | 4         |
| 2 454                | 654            | 1 038         | 762           | 1 668         | 270           | 786           | 291           | 492           | 615           | 646           | 766           | 428           | 5         |
| 2 059                | 487            | 992           | 580           | 1 408         | 215           | 650           | 281           | 365           | 428           | 572           | 688           | 371           | 6         |
| 1 702                | 447            | 857           | 398           | 1 191         | 139           | 511           | 252           | 259           | 331           | 461           | 577           | 334           | 7         |
| 1 363                | 405            | 631           | 327           | 972           | 125           | 391           | 184           | 202           | 257           | 404           | 412           | 290           | 8         |
| 924                  | 233            | 479           | 213           | 634           | 83            | 290           | 161           | 129           | 203           | 173           | 357           | 191           | 9         |
| 1 328                | 347            | 636           | 345           | 935           | 125           | 393           | 173           | 220           | 280           | 317           | 445           | 286           | 10        |
| 895                  | 216            | 450           | 230           | 588           | 64            | 308           | 140           | 165           | 206           | 212           | 281           | 197           | 11        |
| 982                  | 297            | 504           | 181           | 712           | 49            | 269           | 135           | 132           | 210           | 168           | 324           | 280           | 12        |
| 413                  | 106            | 223           | 84            | 290           | 27            | 123           | 64            | 57            | 88            | 89            | 134           | 102           | 13        |
| 361                  | 101            | 204           | 56            | 275           | 20            | 86            | 50            | 36            | 84            | 52            | 149           | 75            | 14        |
| 594                  | 186            | 319           | 89            | 460           | 31            | 133           | 74            | 57            | 158           | 125           | 157           | 154           | 15        |
| <b>19 814</b>        | <b>19 141</b>  | <b>22 216</b> | <b>17 254</b> | <b>19 960</b> | <b>16 234</b> | <b>19 506</b> | <b>22 352</b> | <b>17 814</b> | <b>19 281</b> | <b>19 958</b> | <b>18 327</b> | <b>23 491</b> | <b>16</b> |
| 1 727                | 494            | 737           | 496           | 1 189         | 168           | 538           | 210           | 328           | 367           | 372           | 667           | 321           | 17        |
| 2 388                | 801            | 827           | 760           | 1 660         | 276           | 728           | 244           | 484           | 433           | 474           | 1 158         | 323           | 18        |
| 3 220                | 836            | 1 349         | 1 035         | 2 167         | 406           | 1 053         | 420           | 629           | 745           | 760           | 1 190         | 524           | 19        |
| 3 067                | 767            | 1 360         | 939           | 2 137         | 362           | 929           | 345           | 578           | 725           | 841           | 958           | 542           | 20        |
| 11 021               | 2 977          | 5 435         | 2 610         | 7 804         | 955           | 3 217         | 1 546         | 1 655         | 2 394         | 2 710         | 3 588         | 2 330         | 21        |
| 1 823                | 534            | 763           | 526           | 1 265         | 185           | 558           | 217           | 341           | 386           | 387           | 717           | 333           | 22        |
| 3 186                | 964            | 1 186         | 1 036         | 2 230         | 423           | 956           | 343           | 613           | 626           | 673           | 1 424         | 463           | 23        |
| 3 401                | 923            | 1 454         | 1 025         | 2 384         | 416           | 1 017         | 403           | 608           | 806           | 887           | 1 150         | 558           | 24        |
| 2 441                | 648            | 1 038         | 755           | 1 656         | 263           | 786           | 291           | 492           | 609           | 646           | 767           | 419           | 25        |
| 2 049                | 477            | 987           | 584           | 1 401         | 218           | 648           | 277           | 367           | 424           | 569           | 683           | 372           | 26        |
| 1 712                | 451            | 859           | 402           | 1 192         | 141           | 520           | 256           | 261           | 335           | 459           | 583           | 334           | 27        |
| 1 369                | 410            | 631           | 328           | 980           | 128           | 389           | 184           | 200           | 255           | 405           | 415           | 295           | 28        |
| 909                  | 229            | 470           | 210           | 619           | 81            | 290           | 161           | 129           | 204           | 171           | 347           | 187           | 29        |
| 1 317                | 340            | 637           | 340           | 927           | 123           | 391           | 173           | 218           | 278           | 315           | 439           | 285           | 30        |
| 885                  | 214            | 444           | 227           | 579           | 61            | 306           | 140           | 165           | 200           | 212           | 275           | 198           | 31        |
| 975                  | 294            | 503           | 179           | 711           | 49            | 265           | 133           | 130           | 210           | 168           | 322           | 275           | 32        |
| 411                  | 104            | 223           | 84            | 286           | 27            | 126           | 67            | 57            | 90            | 88            | 134           | 100           | 33        |
| 355                  | 99             | 199           | 56            | 271           | 20            | 83            | 47            | 36            | 82            | 52            | 147           | 73            | 34        |
| 589                  | 185            | 315           | 89            | 457           | 31            | 131           | 72            | 57            | 158           | 125           | 157           | 148           | 35        |
| <b>19 713</b>        | <b>18 978</b>  | <b>22 092</b> | <b>17 213</b> | <b>19 831</b> | <b>16 127</b> | <b>19 463</b> | <b>22 307</b> | <b>17 793</b> | <b>19 215</b> | <b>19 888</b> | <b>18 194</b> | <b>23 317</b> | <b>36</b> |
| 6 505                | 1 915          | 3 056         | 1 533         | 4 625         | 539           | 1 880         | 876           | 994           | 1 456         | 1 474         | 2 265         | 1 311         | 37        |
| 3 574                | 1 134          | 1 653         | 787           | 2 583         | 262           | 991           | 459           | 525           | 842           | 764           | 1 272         | 697           | 38        |
| 992                  | 316            | 470           | 206           | 709           | 62            | 283           | 137           | 144           | 223           | 202           | 348           | 219           | 39        |
| 1 546                | 238            | 637           | 671           | 742           | 151           | 804           | 284           | 520           | 178           | 523           | 529           | 316           | 40        |
| 19 940               | 5 349          | 9 072         | 5 518         | 13 852        | 2 055         | 6 088         | 2 600         | 3 463         | 4 311         | 4 866         | 7 035         | 3 728         | 41        |
| 11 387               | 2 768          | 5 705         | 2 915         | 8 053         | 1 155         | 3 335         | 1 563         | 1 759         | 2 540         | 3 047         | 3 471         | 2 330         | 42        |
| 5 446                | 1 340          | 2 933         | 1 173         | 3 973         | 469           | 1 473         | 760           | 704           | 1 144         | 1 409         | 1 715         | 1 178         | 43        |
| 1 620                | 439            | 733           | 448           | 1 027         | 120           | 592           | 262           | 328           | 342           | 408           | 519           | 350           | 44        |
| 1 035                | 403            | 389           | 244           | 785           | 93            | 251           | 100           | 151           | 224           | 164           | 417           | 230           | 45        |
| 161                  | 43             | 71            | 47            | 108           | 14            | 53            | 19            | 34            | 42            | 22            | 57            | 41            | 46        |
| 1 505                | 397            | 640           | 468           | 983           | 145           | 522           | 193           | 322           | 276           | 274           | 593           | 362           | 47        |
| 13 355               | 3 678          | 5 631         | 4 045         | 9 250         | 1 552         | 4 104         | 1 598         | 2 494         | 2 938         | 3 303         | 4 881         | 2 233         | 48        |
| 5 882                | 1 821          | 2 126         | 1 935         | 4 006         | 710           | 1 876         | 643           | 1 225         | 1 154         | 1 273         | 2 582         | 873           | 49        |
| 3 466                | 913            | 1 524         | 1 030         | 2 401         | 388           | 1 065         | 424           | 641           | 826           | 974           | 1 031         | 635           | 50        |
| 2 308                | 498            | 1 153         | 657           | 1 605         | 268           | 703           | 309           | 388           | 521           | 675           | 662           | 449           | 51        |
| 1 699                | 446            | 829           | 423           | 1 238         | 185           | 461           | 222           | 238           | 436           | 381           | 605           | 276           | 52        |
| 13 355               | 3 678          | 5 631         | 4 045         | 9 250         | 1 552         | 4 104         | 1 598         | 2 494         | 2 938         | 3 303         | 4 881         | 2 233         | 53        |
| 786                  | 303            | 235           | 247           | 569           | 104           | 216           | 74            | 143           | 196           | 172           | 342           | 76            | 54        |
| 12 030               | 3 206          | 5 155         | 3 669         | 8 284         | 1 397         | 3 746         | 1 462         | 2 271         | 2 612         | 3 032         | 4 310         | 2 075         | 55        |
| 539                  | 169            | 241           | 129           | 397           | 50            | 142           | 63            | 79            | 129           | 100           | 229           | 81            | 56        |
| 2 917                | 1 181          | 1 155         | 582           | 2 449         | 278           | 468           | 164           | 304           | 858           | 608           | 865           | 587           | 57        |
| 183                  | 156            | 25            | 2             | 181           | -             | 2             | -             | 2             | 141           | 2             | 5             | 35            | 58        |
| 2 728                | 1 023          | 1 126         | 579           | 2 265         | 278           | 463           | 161           | 302           | 716           | 604           | 857           | 551           | 59        |
| 307                  | 78             | 99            | 130           | 181           | 38            | 126           | 34            | 92            | 86            | 41            | 133           | 47            | 60        |
| 2 407                | 939            | 1 020         | 447           | 2 072         | 237           | 334           | 124           | 210           | 628           | 562           | 718           | 498           | 61        |
| 14                   | 5              | 7             | 2             | 11            | 2             | 3             | 3             | -             | 2             | -             | 6             | 6             | 62        |
| 6                    | 2              | 4             | -             | 3             | -             | 3             | 3             | -             | 1             | 2             | 3             | -             | 63        |
| 543                  | 246            | 169           | 128           | 478           | 78            | 65            | 15            | 50            | 191           | 154           | 123           | 75            | 64        |
| 457                  | 229            | 165           | 63            | 429           | 48            | 28            | 13            | 15            | 156           | 91            | 98            | 112           | 65        |
| 216                  | 100            | 65            | 51            | 182           | 29            | 34            | 12            | 22            | 83            | 56            | 43            | 35            | 66        |
| 94                   | 54             | 32            | 8             | 85            | 6             | 9             | 7             | 2             | 32            | 10            | 34            | 17            | 67        |



**Table 7-13. Selected Housing Costs—Occupied Units With Elderly Householder**

[Numbers in thousands. Consistent with the 1990 Census. ... means not applicable or sample too small. — means zero or rounds to zero]

|           | Characteristics  | Total occupied units | Tenure        |              | Housing unit characteristics |              |                   |            | Household characteristics |              |                    |                     |
|-----------|--|----------------------|---------------|--------------|------------------------------|--------------|-------------------|------------|---------------------------|--------------|--------------------|---------------------|
|           |  |                      | Owner         | Renter       | New construction 4 years     | Mobile homes | Physical problems |            | Black                     | Hispanic     | Moved in past year | Below poverty level |
|           |  |                      |               |              |                              |              | Severe            | Moderate   |                           |              |                    |                     |
| <b>1</b>  | <b>Total .....</b>   | <b>21 423</b>        | <b>17 196</b> | <b>4 227</b> | <b>595</b>                   | <b>1 362</b> | <b>432</b>        | <b>822</b> | <b>2 001</b>              | <b>1 022</b> | <b>904</b>         | <b>4 115</b>        |
|           | <b>Monthly Housing Costs</b>   |                      |               |              |                              |              |                   |            |                           |              |                    |                     |
| 2         | Less than \$100 .....  | 635                  | 548           | 87           | 10                           | 113          | 36                | 60         | 81                        | 37           | 18                 | 268                 |
| 3         | \$100 to \$199 .....   | 4 235                | 3 763         | 472          | 81                           | 374          | 104               | 238        | 450                       | 203          | 116                | 1 140               |
| 4         | \$200 to \$249 .....   | 2 705                | 2 502         | 203          | 52                           | 137          | 36                | 88         | 242                       | 104          | 66                 | 503                 |
| 5         | \$250 to \$299 .....   | 2 336                | 2 118         | 218          | 39                           | 106          | 47                | 85         | 159                       | 80           | 77                 | 385                 |
| 6         | \$300 to \$349 .....   | 1 760                | 1 526         | 234          | 26                           | 98           | 30                | 48         | 159                       | 67           | 45                 | 243                 |
| 7         | \$350 to \$399 .....   | 1 381                | 1 121         | 260          | 48                           | 118          | 29                | 41         | 101                       | 50           | 49                 | 203                 |
| 8         | \$400 to \$449 .....   | 1 207                | 946           | 261          | 27                           | 91           | 23                | 32         | 106                       | 58           | 69                 | 163                 |
| 9         | \$450 to \$499 .....   | 922                  | 657           | 265          | 44                           | 59           | 21                | 41         | 78                        | 49           | 46                 | 203                 |
| 10        | \$500 to \$599 .....   | 1 547                | 1 019         | 528          | 68                           | 90           | 15                | 49         | 187                       | 114          | 94                 | 248                 |
| 11        | \$600 to \$699 .....   | 1 029                | 654           | 375          | 28                           | 55           | 27                | 24         | 105                       | 73           | 64                 | 166                 |
| 12        | \$700 to \$799 .....   | 780                  | 468           | 312          | 18                           | 25           | 19                | 24         | 81                        | 48           | 55                 | 124                 |
| 13        | \$800 to \$999 .....   | 888                  | 610           | 279          | 45                           | 38           | 17                | 17         | 86                        | 53           | 53                 | 117                 |
| 14        | \$1,000 to \$1,249 .....   | 583                  | 453           | 130          | 36                           | 9            | 10                | 13         | 60                        | 22           | 37                 | 88                  |
| 15        | \$1,250 to \$1,499 .....   | 349                  | 279           | 70           | 37                           | 17           | 3                 | 7          | 30                        | 21           | 41                 | 40                  |
| 16        | \$1,500 or more .....  | 643                  | 534           | 109          | 34                           | 4            | 2                 | 15         | 26                        | 27           | 61                 | 95                  |
| 17        | No cash rent .....   | 423                  | ...           | 423          | 4                            | 27           | 11                | 41         | 48                        | 17           | 13                 | 130                 |
| <b>18</b> | <b>Median (excludes no cash rent) .....</b>  | <b>317</b>           | <b>292</b>    | <b>481</b>   | <b>465</b>                   | <b>270</b>   | <b>286</b>        | <b>253</b> | <b>314</b>                | <b>362</b>   | <b>455</b>         | <b>261</b>          |
|           | <b>Median Monthly Housing Costs for Owners</b>   |                      |               |              |                              |              |                   |            |                           |              |                    |                     |
| <b>19</b> | <b>Monthly costs including all mortgages plus maintenance costs .....</b>                  | <b>315</b>           | <b>315</b>    | <b>...</b>   | <b>440</b>                   | <b>274</b>   | <b>270</b>        | <b>234</b> | <b>307</b>                | <b>335</b>   | <b>392</b>         | <b>259</b>          |
| <b>20</b> | <b>Monthly costs excluding second and subsequent mortgages and maintenance costs .....</b> | <b>292</b>           | <b>292</b>    | <b>...</b>   | <b>428</b>                   | <b>258</b>   | <b>259</b>        | <b>205</b> | <b>287</b>                | <b>304</b>   | <b>370</b>         | <b>240</b>          |
|           | <b>Monthly Housing Costs as Percent of Current Income<sup>1</sup></b>                      |                      |               |              |                              |              |                   |            |                           |              |                    |                     |
| 21        | Less than 5 percent .....  | 1 083                | 1 040         | 44           | 28                           | 64           | 18                | 18         | 63                        | 52           | 40                 | 8                   |
| 22        | 5 to 9 percent .....   | 3 298                | 3 213         | 85           | 83                           | 190          | 37                | 105        | 196                       | 141          | 74                 | 35                  |
| 23        | 10 to 14 percent .....   | 3 235                | 3 062         | 173          | 90                           | 199          | 51                | 96         | 216                       | 123          | 58                 | 114                 |
| 24        | 15 to 19 percent .....   | 2 624                | 2 353         | 271          | 58                           | 186          | 31                | 102        | 193                       | 93           | 94                 | 159                 |
| 25        | 20 to 24 percent .....   | 1 846                | 1 578         | 268          | 46                           | 137          | 32                | 67         | 145                       | 89           | 74                 | 154                 |
| 26        | 25 to 29 percent .....   | 1 624                | 1 170         | 455          | 44                           | 93           | 61                | 56         | 193                       | 77           | 83                 | 302                 |
| 27        | 30 to 34 percent .....   | 1 177                | 769           | 408          | 35                           | 62           | 32                | 70         | 130                       | 50           | 71                 | 233                 |
| 28        | 35 to 39 percent .....   | 978                  | 697           | 281          | 35                           | 89           | 23                | 49         | 136                       | 39           | 64                 | 223                 |
| 29        | 40 to 49 percent .....   | 1 203                | 789           | 414          | 55                           | 72           | 20                | 52         | 166                       | 67           | 61                 | 330                 |
| 30        | 50 to 59 percent .....   | 650                  | 375           | 275          | 18                           | 47           | 11                | 20         | 84                        | 57           | 51                 | 187                 |
| 31        | 60 to 69 percent .....   | 477                  | 299           | 178          | 13                           | 37           | 16                | 22         | 79                        | 23           | 34                 | 152                 |
| 32        | 70 to 99 percent .....   | 753                  | 399           | 354          | 14                           | 36           | 26                | 33         | 116                       | 73           | 68                 | 352                 |
| 33        | 100 percent or more <sup>2</sup> .....   | 1 514                | 1 015         | 499          | 62                           | 95           | 34                | 71         | 187                       | 87           | 92                 | 1 204               |
| 34        | Zero or negative income .....  | 538                  | 437           | 100          | 11                           | 27           | 27                | 22         | 49                        | 33           | 27                 | 532                 |
| 35        | No cash rent .....   | 423                  | ...           | 423          | 4                            | 27           | 11                | 41         | 48                        | 17           | 13                 | 130                 |
| <b>36</b> | <b>Median (excludes 2 previous lines) .....</b>  | <b>20</b>            | <b>17</b>     | <b>38</b>    | <b>23</b>                    | <b>21</b>    | <b>27</b>         | <b>24</b>  | <b>29</b>                 | <b>24</b>    | <b>31</b>          | <b>59</b>           |
| <b>37</b> | <b>Median (excludes 3 lines before medians) .....</b>                                      | <b>19</b>            | <b>16</b>     | <b>34</b>    | <b>20</b>                    | <b>19</b>    | <b>26</b>         | <b>22</b>  | <b>26</b>                 | <b>22</b>    | <b>28</b>          | <b>38</b>           |
|           | <b>Rent Paid by Lodgers</b>  |                      |               |              |                              |              |                   |            |                           |              |                    |                     |
| 38        | Lodgers in housing units .....   | 25                   | 19            | 6            | —                            | 2            | —                 | —          | 2                         | 2            | —                  | 5                   |
| 39        | Less than \$100 per month .....  | —                    | —             | —            | —                            | —            | —                 | —          | —                         | —            | —                  | —                   |
| 40        | \$100 to \$199 .....   | 7                    | 6             | 2            | —                            | —            | —                 | —          | —                         | —            | —                  | 2                   |
| 41        | \$200 to \$299 .....   | 3                    | 3             | —            | —                            | —            | —                 | —          | 1                         | —            | —                  | —                   |
| 42        | \$300 to \$399 .....   | 5                    | 4             | 1            | —                            | —            | —                 | —          | —                         | —            | —                  | —                   |
| 43        | \$400 or more per month .....  | 5                    | 3             | 2            | —                            | —            | —                 | —          | —                         | 2            | —                  | —                   |
| 44        | Not reported .....   | 4                    | 2             | 2            | —                            | —            | —                 | —          | 1                         | 1            | —                  | 3                   |
| <b>45</b> | <b>Median .....</b>  | <b>...</b>           | <b>...</b>    | <b>...</b>   | <b>...</b>                   | <b>...</b>   | <b>...</b>        | <b>...</b> | <b>...</b>                | <b>...</b>   | <b>...</b>         | <b>...</b>          |
|           | <b>Monthly Cost Paid for Electricity</b>   |                      |               |              |                              |              |                   |            |                           |              |                    |                     |
| 46        | Electricity used .....   | 21 407               | 17 182        | 4 224        | 595                          | 1 362        | 416               | 822        | 2 001                     | 1 022        | 902                | 4 108               |
| 47        | Less than \$25 .....   | 2 225                | 1 358         | 867          | 56                           | 173          | 86                | 113        | 189                       | 114          | 116                | 558                 |
| 48        | \$25 to \$49 .....   | 6 592                | 5 263         | 1 329        | 152                          | 461          | 124               | 283        | 572                       | 353          | 257                | 1 387               |
| 49        | \$50 to \$74 .....   | 5 035                | 4 490         | 544          | 172                          | 341          | 71                | 162        | 442                       | 194          | 193                | 810                 |
| 50        | \$75 to \$99 .....   | 2 775                | 2 599         | 176          | 96                           | 196          | 44                | 82         | 266                       | 96           | 88                 | 383                 |
| 51        | \$100 to \$149 .....   | 2 163                | 2 070         | 93           | 72                           | 105          | 23                | 71         | 199                       | 105          | 59                 | 325                 |
| 52        | \$150 to \$199 .....   | 557                  | 534           | 22           | 10                           | 37           | 6                 | 6          | 54                        | 43           | 5                  | 103                 |
| 53        | \$200 or more .....  | 384                  | 350           | 34           | 7                            | 6            | 6                 | 15         | 30                        | 8            | 11                 | 63                  |
| <b>54</b> | <b>Median .....</b>  | <b>55</b>            | <b>60</b>     | <b>38</b>    | <b>61</b>                    | <b>52</b>    | <b>44</b>         | <b>47</b>  | <b>57</b>                 | <b>49</b>    | <b>49</b>          | <b>48</b>           |
| 55        | Included in rent, other fee, or obtained free .....  | 1 677                | 519           | 1 159        | 32                           | 42           | 57                | 91         | 249                       | 110          | 174                | 479                 |
|           | <b>Monthly Cost Paid for Piped Gas</b>   |                      |               |              |                              |              |                   |            |                           |              |                    |                     |
| 56        | Piped gas used .....   | 13 027               | 10 544        | 2 483        | 283                          | 521          | 245               | 517        | 1 418                     | 702          | 444                | 2 390               |
| 57        | Less than \$25 .....   | 2 634                | 1 973         | 661          | 81                           | 143          | 40                | 181        | 293                       | 244          | 126                | 560                 |
| 58        | \$25 to \$49 .....   | 4 436                | 3 988         | 448          | 111                          | 235          | 80                | 152        | 348                       | 195          | 116                | 755                 |
| 59        | \$50 to \$74 .....   | 2 267                | 2 091         | 176          | 33                           | 43           | 29                | 43         | 222                       | 68           | 52                 | 325                 |
| 60        | \$75 to \$99 .....   | 913                  | 856           | 57           | 15                           | 17           | 16                | 16         | 114                       | 12           | 17                 | 128                 |
| 61        | \$100 to \$149 .....   | 505                  | 455           | 49           | 2                            | 4            | 9                 | 10         | 76                        | 22           | 5                  | 91                  |
| 62        | \$150 to \$199 .....   | 166                  | 146           | 20           | —                            | 2            | 1                 | 5          | 55                        | 6            | 2                  | 20                  |
| 63        | \$200 or more .....  | 129                  | 117           | 12           | —                            | 10           | 3                 | 7          | 17                        | 9            | 3                  | 36                  |
| <b>64</b> | <b>Median .....</b>  | <b>41</b>            | <b>43</b>     | <b>28</b>    | <b>34</b>                    | <b>34</b>    | <b>40</b>         | <b>29</b>  | <b>44</b>                 | <b>29</b>    | <b>32</b>          | <b>38</b>           |
| 65        | Included in rent, other fee, or obtained free .....  | 1 977                | 918           | 1 059        | 41                           | 65           | 67                | 104        | 292                       | 146          | 123                | 474                 |
|           | <b>Average Monthly Cost Paid for Fuel Oil</b>  |                      |               |              |                              |              |                   |            |                           |              |                    |                     |
| 66        | Fuel oil used .....  | 3 871                | 2 875         | 996          | 45                           | 138          | 101               | 143        | 364                       | 150          | 139                | 692                 |
| 67        | Less than \$25 .....   | 346                  | 311           | 35           | 6                            | 27           | 10                | 11         | 34                        | 4            | 14                 | 60                  |
| 68        | \$25 to \$49 .....   | 672                  | 617           | 54           | 2                            | 37           | 20                | 13         | 24                        | —            | 7                  | 87                  |
| 69        | \$50 to \$74 .....   | 639                  | 601           | 32           | 4                            | 8            | 9                 | 15         | 54                        | 11           | 2                  | 92                  |
| 70        | \$75 to \$99 .....   | 347                  | 331           | 16           | 2                            | 2            | 2                 | 2          | 23                        | 6            | 3                  | 50                  |
| 71        | \$100 to \$149 .....   | 267                  | 260           | 7            | —                            | —            | —                 | —          | 9                         | 7            | —                  | 30                  |
| 72        | \$150 to \$199 .....   | 73                   | 73            | —            | —                            | —            | —                 | —          | 4                         | 2            | —                  | 8                   |
| 73        | \$200 or more .....  | 38                   | 38            | —            | —                            | —            | —                 | —          | 8                         | —            | —                  | 5                   |
| <b>74</b> | <b>Median .....</b>  | <b>57</b>            | <b>58</b>     | <b>42</b>    | <b>...</b>                   | <b>32</b>    | <b>42</b>         | <b>44</b>  | <b>59</b>                 | <b>75</b>    | <b>27</b>          | <b>55</b>           |
| 75        | Included in rent, other fee, or obtained free .....  | 1 495                | 643           | 852          | 31                           | 63           | 54                | 101        | 209                       | 120          | 110                | 361                 |
|           | <b>Property Insurance</b>  |                      |               |              |                              |              |                   |            |                           |              |                    |                     |
| 76        | Property insurance paid .....  | 17 476               | 15 992        | 1 484        | 505                          | 1 104        | 254               | 472        | 1 290                     | 549          | 520                | 2 723               |
| <b>77</b> | <b>Median per month .....</b>  | <b>34</b>            | <b>36</b>     | <b>17</b>    | <b>35</b>                    | <b>24</b>    | <b>30</b>         | <b>33</b>  | <b>32</b>                 | <b>37</b>    | <b>29</b>          | <b>30</b>           |

| Total occupied units | In MSAs        |              | Outside MSAs | Urban         |              | Rural        |              |              | Regions      |              |              |              |           |
|----------------------|----------------|--------------|--------------|---------------|--------------|--------------|--------------|--------------|--------------|--------------|--------------|--------------|-----------|
|                      | Central cities | Suburbs      |              | Total         | Outside MSAs | Total        | Suburbs      | Outside MSAs | Northeast    | Midwest      | South        | West         |           |
| <b>21 423</b>        | <b>5 874</b>   | <b>9 708</b> | <b>5 840</b> | <b>14 958</b> | <b>2 166</b> | <b>6 465</b> | <b>2 764</b> | <b>3 674</b> | <b>4 664</b> | <b>5 157</b> | <b>7 561</b> | <b>4 041</b> | <b>1</b>  |
| 635                  | 176            | 166          | 293          | 315           | 65           | 321          | 91           | 228          | 87           | 89           | 384          | 75           | 2         |
| 4 235                | 979            | 1 427        | 1 829        | 2 522         | 671          | 1 713        | 551          | 1 158        | 436          | 1 091        | 2 059        | 649          | 3         |
| 2 705                | 696            | 1 176        | 833          | 1 788         | 321          | 917          | 405          | 512          | 363          | 762          | 1 060        | 520          | 4         |
| 2 336                | 612            | 1 070        | 654          | 1 640         | 280          | 696          | 320          | 374          | 460          | 710          | 734          | 432          | 5         |
| 1 760                | 491            | 822          | 446          | 1 259         | 170          | 500          | 217          | 277          | 431          | 500          | 513          | 316          | 6         |
| 1 381                | 396            | 651          | 334          | 1 004         | 117          | 377          | 159          | 218          | 365          | 345          | 425          | 247          | 7         |
| 1 207                | 339            | 646          | 221          | 936           | 94           | 271          | 138          | 128          | 369          | 286          | 329          | 222          | 8         |
| 922                  | 277            | 473          | 172          | 698           | 57           | 224          | 109          | 115          | 309          | 187          | 262          | 164          | 9         |
| 1 547                | 500            | 785          | 262          | 1 187         | 130          | 360          | 228          | 132          | 526          | 379          | 369          | 274          | 10        |
| 1 029                | 324            | 560          | 145          | 805           | 55           | 225          | 132          | 90           | 350          | 211          | 266          | 202          | 11        |
| 780                  | 249            | 412          | 119          | 642           | 44           | 138          | 64           | 75           | 244          | 143          | 229          | 165          | 12        |
| 888                  | 273            | 497          | 119          | 701           | 45           | 187          | 114          | 74           | 264          | 135          | 265          | 224          | 13        |
| 583                  | 170            | 345          | 67           | 460           | 20           | 123          | 76           | 47           | 150          | 103          | 177          | 153          | 14        |
| 349                  | 99             | 187          | 63           | 253           | 13           | 96           | 44           | 49           | 95           | 42           | 87           | 125          | 15        |
| 643                  | 202            | 374          | 67           | 512           | 16           | 131          | 78           | 51           | 120          | 100          | 203          | 220          | 16        |
| 423                  | 90             | 117          | 215          | 237           | 69           | 186          | 39           | 147          | 95           | 76           | 198          | 54           | 17        |
| <b>317</b>           | <b>344</b>     | <b>360</b>   | <b>241</b>   | <b>344</b>    | <b>249</b>   | <b>264</b>   | <b>299</b>   | <b>237</b>   | <b>419</b>   | <b>292</b>   | <b>262</b>   | <b>350</b>   | <b>18</b> |
| <b>315</b>           | <b>332</b>     | <b>359</b>   | <b>250</b>   | <b>338</b>    | <b>254</b>   | <b>275</b>   | <b>313</b>   | <b>247</b>   | <b>417</b>   | <b>294</b>   | <b>269</b>   | <b>345</b>   | <b>19</b> |
| <b>292</b>           | <b>302</b>     | <b>334</b>   | <b>234</b>   | <b>312</b>    | <b>237</b>   | <b>256</b>   | <b>290</b>   | <b>232</b>   | <b>390</b>   | <b>278</b>   | <b>246</b>   | <b>317</b>   | <b>20</b> |
| 1 083                | 307            | 472          | 305          | 693           | 84           | 391          | 168          | 220          | 169          | 235          | 428          | 251          | 21        |
| 3 298                | 846            | 1 410        | 1 042        | 2 175         | 382          | 1 123        | 462          | 660          | 528          | 823          | 1 326        | 621          | 22        |
| 3 235                | 777            | 1 456        | 1 002        | 2 090         | 339          | 1 145        | 477          | 663          | 584          | 914          | 1 142        | 595          | 23        |
| 2 624                | 648            | 1 239        | 737          | 1 797         | 278          | 827          | 361          | 459          | 537          | 656          | 990          | 441          | 24        |
| 1 846                | 443            | 875          | 528          | 1 269         | 208          | 577          | 250          | 320          | 369          | 508          | 622          | 347          | 25        |
| 1 624                | 444            | 771          | 409          | 1 234         | 200          | 391          | 181          | 209          | 453          | 400          | 479          | 293          | 26        |
| 1 177                | 358            | 550          | 269          | 863           | 105          | 314          | 149          | 163          | 318          | 253          | 365          | 241          | 27        |
| 978                  | 292            | 454          | 231          | 722           | 100          | 255          | 121          | 132          | 267          | 202          | 324          | 184          | 28        |
| 1 203                | 380            | 544          | 278          | 892           | 103          | 311          | 136          | 175          | 331          | 263          | 385          | 223          | 29        |
| 650                  | 235            | 291          | 124          | 505           | 45           | 145          | 66           | 79           | 167          | 161          | 204          | 118          | 30        |
| 477                  | 148            | 237          | 92           | 370           | 37           | 107          | 52           | 55           | 117          | 111          | 144          | 106          | 31        |
| 753                  | 265            | 358          | 130          | 592           | 43           | 162          | 74           | 87           | 249          | 132          | 224          | 148          | 32        |
| 1 514                | 491            | 717          | 306          | 1 173         | 120          | 341          | 155          | 186          | 372          | 285          | 560          | 297          | 33        |
| 538                  | 150            | 216          | 171          | 347           | 53           | 191          | 72           | 119          | 108          | 139          | 168          | 122          | 34        |
| 423                  | 90             | 117          | 215          | 237           | 69           | 186          | 39           | 147          | 95           | 76           | 198          | 54           | 35        |
| <b>20</b>            | <b>23</b>      | <b>21</b>    | <b>18</b>    | <b>22</b>     | <b>19</b>    | <b>17</b>    | <b>18</b>    | <b>17</b>    | <b>25</b>    | <b>19</b>    | <b>19</b>    | <b>20</b>    | <b>36</b> |
| <b>19</b>            | <b>20</b>      | <b>19</b>    | <b>17</b>    | <b>20</b>     | <b>18</b>    | <b>16</b>    | <b>17</b>    | <b>16</b>    | <b>23</b>    | <b>18</b>    | <b>17</b>    | <b>19</b>    | <b>37</b> |
| 25                   | 11             | 11           | 2            | 19            | -            | 6            | 4            | 2            | 1            | 11           | 7            | 6            | 38        |
| -                    | -              | -            | -            | -             | -            | -            | -            | -            | -            | -            | -            | -            | 39        |
| 7                    | 3              | 4            | -            | 6             | -            | 2            | 2            | -            | -            | 4            | 2            | 1            | 40        |
| 3                    | 1              | 2            | -            | 1             | -            | 2            | 2            | -            | 1            | -            | 2            | -            | 41        |
| 5                    | 2              | 3            | -            | 5             | -            | -            | -            | -            | -            | 2            | -            | 3            | 42        |
| 5                    | 1              | 2            | 2            | 3             | -            | 2            | -            | 2            | 2            | 3            | -            | 2            | 43        |
| 4                    | 3              | 1            | -            | 4             | -            | -            | -            | -            | -            | 1            | 2            | 1            | 44        |
| ...                  | ...            | ...          | ...          | ...           | ...          | ...          | ...          | ...          | ...          | ...          | ...          | ...          | <b>45</b> |
| 21 407               | 5 872          | 9 702        | 5 833        | 14 951        | 2 166        | 6 456        | 2 762        | 3 667        | 4 658        | 5 154        | 7 556        | 4 039        | 46        |
| 2 225                | 724            | 943          | 558          | 1 740         | 245          | 485          | 170          | 313          | 488          | 684          | 433          | 621          | 47        |
| 6 592                | 1 770          | 2 776        | 2 046        | 4 721         | 842          | 1 871        | 667          | 1 204        | 1 580        | 1 885        | 1 853        | 1 274        | 48        |
| 5 035                | 1 248          | 2 351        | 1 436        | 3 327         | 496          | 1 708        | 764          | 940          | 994          | 1 286        | 1 919        | 835          | 49        |
| 2 775                | 616            | 1 484        | 675          | 1 762         | 207          | 1 013        | 536          | 468          | 508          | 449          | 1 369        | 448          | 50        |
| 2 163                | 539            | 1 057        | 566          | 1 380         | 145          | 782          | 354          | 421          | 357          | 316          | 1 116        | 374          | 51        |
| 557                  | 117            | 261          | 179          | 307           | 43           | 250          | 109          | 136          | 91           | 63           | 312          | 90           | 52        |
| 384                  | 74             | 231          | 79           | 244           | 17           | 140          | 78           | 62           | 68           | 72           | 185          | 59           | 53        |
| <b>55</b>            | <b>51</b>      | <b>59</b>    | <b>53</b>    | <b>52</b>     | <b>47</b>    | <b>61</b>    | <b>66</b>    | <b>57</b>    | <b>50</b>    | <b>47</b>    | <b>67</b>    | <b>49</b>    | <b>54</b> |
| 1 677                | 785            | 598          | 294          | 1 470         | 171          | 207          | 83           | 124          | 571          | 400          | 368          | 337          | 55        |
| 13 027               | 4 574          | 5 740        | 2 714        | 10 858        | 1 514        | 2 169        | 965          | 1 199        | 2 857        | 3 824        | 3 455        | 2 892        | 56        |
| 2 634                | 1 005          | 1 131        | 498          | 2 222         | 287          | 412          | 199          | 211          | 450          | 270          | 1 104        | 809          | 57        |
| 4 436                | 1 308          | 1 981        | 1 147        | 3 562         | 644          | 873          | 368          | 503          | 525          | 1 555        | 1 210        | 1 147        | 58        |
| 2 267                | 711            | 1 060        | 496          | 1 874         | 290          | 393          | 187          | 206          | 508          | 892          | 491          | 377          | 59        |
| 913                  | 339            | 426          | 149          | 775           | 64           | 139          | 53           | 85           | 350          | 322          | 154          | 86           | 60        |
| 505                  | 185            | 246          | 73           | 424           | 39           | 81           | 47           | 34           | 251          | 123          | 85           | 46           | 61        |
| 166                  | 84             | 63           | 19           | 147           | 12           | 19           | 12           | 7            | 86           | 29           | 40           | 11           | 62        |
| 129                  | 41             | 63           | 26           | 98            | 9            | 32           | 15           | 17           | 47           | 46           | 31           | 5            | 63        |
| <b>41</b>            | <b>41</b>      | <b>42</b>    | <b>40</b>    | <b>41</b>     | <b>40</b>    | <b>41</b>    | <b>41</b>    | <b>41</b>    | <b>57</b>    | <b>47</b>    | <b>34</b>    | <b>34</b>    | <b>64</b> |
| 1 977                | 900            | 771          | 306          | 1 757         | 169          | 220          | 83           | 137          | 639          | 587          | 341          | 411          | 65        |
| 3 871                | 1 087          | 1 822        | 962          | 2 514         | 237          | 1 357        | 630          | 725          | 2 157        | 524          | 903          | 288          | 66        |
| 346                  | 69             | 140          | 138          | 185           | 26           | 161          | 50           | 111          | 130          | 61           | 120          | 36           | 67        |
| 672                  | 92             | 322          | 258          | 322           | 57           | 349          | 148          | 201          | 327          | 122          | 180          | 43           | 68        |
| 633                  | 84             | 357          | 192          | 320           | 39           | 313          | 161          | 152          | 355          | 81           | 159          | 38           | 69        |
| 347                  | 51             | 223          | 74           | 218           | 21           | 130          | 77           | 53           | 285          | 19           | 29           | 15           | 70        |
| 267                  | 33             | 165          | 69           | 160           | 18           | 107          | 56           | 50           | 219          | 19           | 23           | 5            | 71        |
| 73                   | 27             | 35           | 12           | 49            | -            | 24           | 12           | 12           | 57           | 5            | 12           | -            | 72        |
| 38                   | 14             | 22           | 2            | 36            | -            | 2            | -            | 2            | 31           | -            | 5            | 3            | 73        |
| <b>57</b>            | <b>57</b>      | <b>62</b>    | <b>48</b>    | <b>61</b>     | <b>49</b>    | <b>53</b>    | <b>58</b>    | <b>47</b>    | <b>67</b>    | <b>44</b>    | <b>45</b>    | <b>45</b>    | <b>74</b> |
| 1 495                | 717            | 560          | 218          | 1 225         | 75           | 271          | 126          | 143          | 753          | 218          | 375          | 150          | 75        |
| 17 476               | 4 234          | 8 282        | 4 960        | 11 831        | 1 783        | 5 645        | 2 442        | 3 177        | 3 582        | 4 548        | 6 121        | 3 225        | 76        |
| <b>34</b>            | <b>35</b>      | <b>36</b>    | <b>32</b>    | <b>34</b>     | <b>29</b>    | <b>35</b>    | <b>37</b>    | <b>33</b>    | <b>34</b>    | <b>30</b>    | <b>36</b>    | <b>37</b>    | <b>77</b> |

**Table 7-13. Selected Housing Costs—Occupied Units With Elderly Householder—Con.**

[Numbers in thousands. Consistent with the 1990 Census. ... means not applicable or sample too small. — means zero or rounds to zero]

| Characteristics  | Total occupied units | Tenure        |           | Housing unit characteristics |              |                   |            | Household characteristics |            |                    |                     |
|--|----------------------|---------------|-----------|------------------------------|--------------|-------------------|------------|---------------------------|------------|--------------------|---------------------|
|  |                      | Owner         | Renter    | New construction 4 years     | Mobile homes | Physical problems |            | Black                     | Hispanic   | Moved in past year | Below poverty level |
|  |                      |               |           |                              |              | Severe            | Moderate   |                           |            |                    |                     |
| <b>Monthly Costs Paid for Selected Utilities and Fuels</b> |                      |               |           |                              |              |                   |            |                           |            |                    |                     |
| 1 Water paid separately .....                              | 12 201               | 11 558        | 643       | 303                          | 548          | 203               | 368        | 1 096                     | 551        | 315                | 1 943               |
| 2 <b>Median</b> .....                                      | <b>24</b>            | <b>24</b>     | <b>19</b> | <b>29</b>                    | <b>21</b>    | <b>20</b>         | <b>21</b>  | <b>23</b>                 | <b>29</b>  | <b>21</b>          | <b>22</b>           |
| 3 Trash paid separately .....                              | 8 832                | 8 364         | 468       | 225                          | 495          | 127               | 294        | 491                       | 337        | 206                | 1 326               |
| 4 <b>Median</b> .....                                      | <b>15</b>            | <b>15</b>     | <b>12</b> | <b>15</b>                    | <b>13</b>    | <b>15</b>         | <b>14</b>  | <b>16</b>                 | <b>17</b>  | <b>10</b>          | <b>14</b>           |
| 5 Bottled gas paid separately .....                        | 2 002                | 1 841         | 161       | 103                          | 369          | 58                | 171        | 205                       | 59         | 77                 | 475                 |
| 6 <b>Median</b> .....                                      | <b>54</b>            | <b>55</b>     | <b>44</b> | <b>41</b>                    | <b>43</b>    | <b>61</b>         | <b>50</b>  | <b>62</b>                 | <b>44</b>  | <b>31</b>          | <b>60</b>           |
| 7 Other fuel paid separately .....                         | 1 288                | 1 203         | 85        | 12                           | 135          | 42                | 63         | 121                       | 50         | 20                 | 227                 |
| 8 <b>Median</b> .....                                      | <b>15</b>            | <b>14</b>     | <b>21</b> | ...                          | <b>18</b>    | ...               | <b>26</b>  | <b>17</b>                 | ...        | ...                | <b>17</b>           |
| <b>OWNER OCCUPIED UNITS</b>                                |                      |               |           |                              |              |                   |            |                           |            |                    |                     |
| 9 <b>Total</b> .....                                       | <b>17 196</b>        | <b>17 196</b> | ...       | <b>484</b>                   | <b>1 255</b> | <b>281</b>        | <b>527</b> | <b>1 354</b>              | <b>667</b> | <b>436</b>         | <b>2 811</b>        |
| <b>Cost and Ownership Sharing</b>                          |                      |               |           |                              |              |                   |            |                           |            |                    |                     |
| 10 Ownership shared by person not living here .....        | 677                  | 677           | ...       | 15                           | 81           | 26                | 22         | 66                        | 32         | 29                 | 135                 |
| 11 Costs shared by person not living here .....            | 53                   | 53            | ...       | 1                            | 5            | 5                 | 5          | 15                        | —          | 3                  | 14                  |
| 12 Costs not shared .....                                  | 624                  | 624           | ...       | 13                           | 76           | 21                | 18         | 51                        | 32         | 27                 | 122                 |
| 13 Cost sharing not reported .....                         | —                    | —             | ...       | —                            | —            | —                 | —          | —                         | —          | —                  | —                   |
| 14 Ownership not shared .....                              | 16 040               | 16 040        | ...       | 448                          | 994          | 243               | 490        | 1 249                     | 628        | 381                | 2 581               |
| 15 Costs shared by person not living here .....            | 64                   | 64            | ...       | 6                            | 8            | —                 | —          | 14                        | 15         | 2                  | 19                  |
| 16 Costs not shared .....                                  | 15 948               | 15 948        | ...       | 442                          | 979          | 243               | 490        | 1 233                     | 613        | 374                | 2 556               |
| 17 Cost sharing not reported .....                         | 29                   | 29            | ...       | —                            | 7            | —                 | —          | 2                         | —          | 5                  | 7                   |
| 18 Ownership sharing not reported .....                    | 479                  | 479           | ...       | 21                           | 180          | 11                | 15         | 39                        | 8          | 26                 | 94                  |
| <b>Monthly Payment for Principal and Interest</b>          |                      |               |           |                              |              |                   |            |                           |            |                    |                     |
| 19 One or more regular mortgages .....                     | 3 142                | 3 142         | ...       | 198                          | 190          | 57                | 67         | 442                       | 200        | 156                | 414                 |
| 20 Less than \$100 .....                                   | 159                  | 159           | ...       | 7                            | 15           | 6                 | 5          | 31                        | 7          | 12                 | 41                  |
| 21 \$100 to \$199 .....                                    | 336                  | 336           | ...       | 8                            | 33           | 11                | 17         | 71                        | 28         | 11                 | 65                  |
| 22 \$200 to \$249 .....                                    | 248                  | 248           | ...       | 15                           | 29           | 5                 | 2          | 39                        | 23         | 10                 | 38                  |
| 23 \$250 to \$299 .....                                    | 197                  | 197           | ...       | 18                           | 14           | 1                 | 9          | 43                        | 16         | 9                  | 33                  |
| 24 \$300 to \$349 .....                                    | 267                  | 267           | ...       | 20                           | 21           | 5                 | 6          | 39                        | 21         | 9                  | 33                  |
| 25 \$350 to \$399 .....                                    | 218                  | 218           | ...       | 19                           | 24           | 3                 | 6          | 32                        | 10         | 9                  | 21                  |
| 26 \$400 to \$449 .....                                    | 204                  | 204           | ...       | 23                           | 10           | 2                 | 4          | 42                        | 8          | 10                 | 11                  |
| 27 \$450 to \$499 .....                                    | 198                  | 198           | ...       | 16                           | 28           | 3                 | 6          | 24                        | 10         | 26                 | 26                  |
| 28 \$500 to \$599 .....                                    | 299                  | 299           | ...       | 15                           | 11           | 11                | —          | 35                        | 17         | 11                 | 25                  |
| 29 \$600 to \$699 .....                                    | 207                  | 207           | ...       | 17                           | 4            | 4                 | —          | 20                        | 21         | 6                  | 20                  |
| 30 \$700 to \$799 .....                                    | 154                  | 154           | ...       | 3                            | —            | —                 | 2          | 20                        | 4          | 5                  | 18                  |
| 31 \$800 to \$999 .....                                    | 225                  | 225           | ...       | 12                           | —            | 3                 | 3          | 26                        | 15         | 8                  | 38                  |
| 32 \$1,000 to \$1,249 .....                                | 197                  | 197           | ...       | 15                           | —            | 3                 | 2          | 15                        | 6          | 12                 | 21                  |
| 33 \$1,250 to \$1,499 .....                                | 68                   | 68            | ...       | —                            | —            | —                 | —          | 1                         | 1          | 5                  | 6                   |
| 34 \$1,500 or more .....                                   | 164                  | 164           | ...       | 8                            | —            | —                 | 6          | 5                         | 12         | 9                  | 18                  |
| 35 <b>Median</b> .....                                     | <b>436</b>           | <b>436</b>    | ...       | <b>425</b>                   | <b>307</b>   | <b>359</b>        | <b>303</b> | <b>346</b>                | <b>376</b> | <b>467</b>         | <b>346</b>          |
| <b>Average Monthly Cost Paid for Real Estate Taxes</b>     |                      |               |           |                              |              |                   |            |                           |            |                    |                     |
| 36 Less than \$25 .....                                    | 3 479                | 3 479         | ...       | 149                          | 826          | 102               | 296        | 477                       | 166        | 125                | 950                 |
| 37 \$25 to \$49 .....                                      | 2 947                | 2 947         | ...       | 79                           | 274          | 59                | 87         | 296                       | 135        | 67                 | 510                 |
| 38 \$50 to \$74 .....                                      | 2 454                | 2 454         | ...       | 44                           | 92           | 27                | 47         | 191                       | 98         | 46                 | 372                 |
| 39 \$75 to \$99 .....                                      | 1 716                | 1 716         | ...       | 35                           | 18           | 24                | 20         | 110                       | 62         | 27                 | 199                 |
| 40 \$100 to \$149 .....                                    | 2 602                | 2 602         | ...       | 69                           | 15           | 31                | 20         | 116                       | 83         | 73                 | 337                 |
| 41 \$150 to \$199 .....                                    | 1 478                | 1 478         | ...       | 35                           | 7            | 20                | 24         | 76                        | 46         | 50                 | 188                 |
| 42 \$200 or more .....                                     | 2 521                | 2 521         | ...       | 73                           | 23           | 17                | 33         | 88                        | 77         | 49                 | 255                 |
| 43 <b>Median</b> .....                                     | <b>72</b>            | <b>72</b>     | ...       | <b>58</b>                    | <b>25-</b>   | <b>41</b>         | <b>25-</b> | <b>42</b>                 | <b>58</b>  | <b>64</b>          | <b>47</b>           |
| <b>Annual Taxes Paid per \$1,000 Value</b>                 |                      |               |           |                              |              |                   |            |                           |            |                    |                     |
| 44 Less than \$5 .....                                     | 4 050                | 4 050         | ...       | 141                          | 367          | 85                | 242        | 461                       | 212        | 109                | 912                 |
| 45 \$5 to \$9 .....  | 4 819                | 4 819         | ...       | 172                          | 342          | 89                | 133        | 344                       | 168        | 139                | 757                 |
| 46 \$10 to \$14 .....                                      | 3 661                | 3 661         | ...       | 90                           | 180          | 40                | 57         | 231                       | 150        | 98                 | 462                 |
| 47 \$15 to \$19 .....                                      | 1 818                | 1 818         | ...       | 36                           | 59           | 20                | 31         | 107                       | 62         | 30                 | 198                 |
| 48 \$20 to \$24 .....                                      | 998                  | 998           | ...       | 19                           | 44           | 10                | 13         | 74                        | 29         | 26                 | 119                 |
| 49 \$25 or more .....                                      | 1 850                | 1 850         | ...       | 26                           | 263          | 37                | 52         | 136                       | 47         | 33                 | 363                 |
| 50 <b>Median</b> .....                                     | <b>10</b>            | <b>10</b>     | ...       | <b>8</b>                     | <b>9</b>     | <b>8</b>          | <b>6</b>   | <b>8</b>                  | <b>9</b>   | <b>9</b>           | <b>8</b>            |
| <b>Routine Maintenance in Last Year</b>                    |                      |               |           |                              |              |                   |            |                           |            |                    |                     |
| 51 Less than \$25 per month .....                          | 9 992                | 9 992         | ...       | 419                          | 950          | 188               | 311        | 714                       | 344        | 289                | 1 718               |
| 52 \$25 to \$49 .....                                      | 2 720                | 2 720         | ...       | 20                           | 136          | 35                | 76         | 243                       | 150        | 21                 | 316                 |
| 53 \$50 to \$74 .....                                      | 465                  | 465           | ...       | 10                           | 17           | 2                 | 14         | 53                        | 19         | 2                  | 82                  |
| 54 \$75 to \$99 .....                                      | 769                  | 769           | ...       | 13                           | 20           | 11                | 27         | 75                        | 37         | 19                 | 103                 |
| 55 \$100 to \$149 .....                                    | 267                  | 267           | ...       | 2                            | 4            | —                 | 11         | 27                        | 18         | 3                  | 52                  |
| 56 \$150 to \$199 .....                                    | 229                  | 229           | ...       | 1                            | —            | 3                 | 15         | 17                        | 12         | 5                  | 25                  |
| 57 \$200 or more per month .....                           | 364                  | 364           | ...       | 2                            | 14           | —                 | 4          | 24                        | 27         | 5                  | 56                  |
| 58 Not reported .....                                      | 2 391                | 2 391         | ...       | 18                           | 114          | 37                | 70         | 202                       | 60         | 92                 | 458                 |
| 59 <b>Median</b> .....                                     | <b>25-</b>           | <b>25-</b>    | ...       | <b>25-</b>                   | <b>25-</b>   | <b>25-</b>        | <b>25-</b> | <b>25-</b>                | <b>25-</b> | <b>25-</b>         | <b>25-</b>          |
| <b>Condominium and Cooperative Fee</b>                     |                      |               |           |                              |              |                   |            |                           |            |                    |                     |
| 60 Fee paid by owners .....                                | 1 174                | 1 174         | ...       | 49                           | —            | 12                | 25         | 31                        | 48         | 82                 | 125                 |
| 61 Less than \$25 per month .....                          | 16                   | 16            | ...       | 2                            | —            | —                 | —          | —                         | —          | 2                  | 2                   |
| 62 \$25 to \$49 .....                                      | 10                   | 10            | ...       | —                            | —            | —                 | —          | —                         | —          | —                  | —                   |
| 63 \$50 to \$74 .....                                      | 36                   | 36            | ...       | —                            | —            | 2                 | —          | —                         | 2          | —                  | 6                   |
| 64 \$75 to \$99 .....                                      | 132                  | 132           | ...       | 22                           | —            | —                 | 1          | 3                         | 8          | 12                 | 21                  |
| 65 \$100 to \$149 .....                                    | 217                  | 217           | ...       | 5                            | —            | 5                 | 2          | 2                         | 7          | 13                 | 28                  |
| 66 \$150 to \$199 .....                                    | 184                  | 184           | ...       | 12                           | —            | 3                 | 4          | 4                         | 12         | 18                 | 11                  |
| 67 \$200 or more per month .....                           | 306                  | 306           | ...       | 2                            | —            | —                 | 8          | 5                         | 10         | 21                 | 22                  |
| 68 Not reported .....                                      | 271                  | 271           | ...       | 5                            | —            | 2                 | 10         | 17                        | 9          | 16                 | 35                  |
| 69 <b>Median</b> .....                                     | <b>161</b>           | <b>161</b>    | ...       | ...                          | ...          | ...               | ...        | ...                       | ...        | <b>167</b>         | <b>128</b>          |
| <b>Other Housing Costs per Month</b>                       |                      |               |           |                              |              |                   |            |                           |            |                    |                     |
| 70 Homeowner association fee paid .....                    | 937                  | 937           | ...       | 116                          | —            | 9                 | 9          | 36                        | 41         | 68                 | 86                  |
| 71 <b>Median</b> .....                                     | <b>30</b>            | <b>30</b>     | ...       | <b>46</b>                    | ...          | ...               | ...        | ...                       | ...        | <b>41</b>          | <b>29</b>           |
| 72 Mobile home park fee paid .....                         | 138                  | 138           | ...       | 7                            | 138          | 4                 | —          | —                         | —          | 7                  | 25                  |
| 73 <b>Median</b> .....                                     | <b>57</b>            | <b>57</b>     | ...       | ...                          | <b>57</b>    | ...               | ...        | ...                       | ...        | ...                | ...                 |
| 74 Land rent fee paid .....                                | 47                   | 47            | ...       | 4                            | —            | —                 | 4          | 5                         | 5          | 2                  | 13                  |
| 75 <b>Median</b> .....                                     | ...                  | ...           | ...       | ...                          | ...          | ...               | ...        | ...                       | ...        | ...                | ...                 |

<sup>1</sup>Beginning with 1989 this item uses current income in its calculation, see Appendix A.

<sup>2</sup>May reflect a temporary situation, living off savings, or response error.

| Total occupied units | In MSAs        |              | Outside MSAs | Urban         |              | Rural        |              |              | Regions      |              |              |              |          |
|----------------------|----------------|--------------|--------------|---------------|--------------|--------------|--------------|--------------|--------------|--------------|--------------|--------------|----------|
|                      | Central cities | Suburbs      |              | Total         | Outside MSAs | Total        | Suburbs      | Outside MSAs | Northeast    | Midwest      | South        | West         |          |
| 12 201               | 3 282          | 5 782        | 3 138        | 9 218         | 1 513        | 2 983        | 1 343        | 1 624        | 2 374        | 2 960        | 4 440        | 2 428        | 1        |
| 24                   | 24             | 25           | 22           | 24            | 23           | 22           | 23           | 21           | 25           | 21           | 23           | 30           | 2        |
| 8 832                | 1 739          | 4 239        | 2 854        | 5 784         | 1 174        | 3 047        | 1 353        | 1 680        | 1 281        | 2 203        | 3 056        | 2 292        | 3        |
| 15                   | 16             | 16           | 14           | 16            | 13           | 15           | 16           | 14           | 16           | 15           | 14           | 18           | 4        |
| 2 002                | 105            | 693          | 1 204        | 374           | 119          | 1 628        | 539          | 1 085        | 342          | 497          | 981          | 181          | 5        |
| 54                   | 47             | 54           | 54           | 48            | 48           | 55           | 56           | 55           | 45           | 63           | 50           | 52           | 6        |
| 1 288                | 158            | 548          | 583          | 506           | 101          | 782          | 299          | 482          | 290          | 200          | 479          | 320          | 7        |
| 15                   | 10-            | 12           | 20           | 10-           | 14           | 19           | 15           | 21           | 24           | 10-          | 14           | 13           | 8        |
| <b>17 196</b>        | <b>4 064</b>   | <b>8 123</b> | <b>5 009</b> | <b>11 335</b> | <b>1 729</b> | <b>5 861</b> | <b>2 554</b> | <b>3 280</b> | <b>3 344</b> | <b>4 238</b> | <b>6 399</b> | <b>3 215</b> | <b>9</b> |
| 677                  | 154            | 310          | 213          | 446           | 69           | 231          | 87           | 145          | 157          | 207          | 185          | 129          | 10       |
| 53                   | 6              | 30           | 17           | 37            | 4            | 16           | 3            | 13           | 10           | 14           | 20           | 9            | 11       |
| 624                  | 148            | 280          | 196          | 409           | 64           | 215          | 83           | 132          | 146          | 193          | 165          | 120          | 12       |
| 16 040               | 3 803          | 7 599        | 4 639        | 10 602        | 1 616        | 5 438        | 2 389        | 3 022        | 3 100        | 3 946        | 5 995        | 2 999        | 14       |
| 64                   | 24             | 29           | 11           | 57            | 7            | 6            | 2            | 4            | 6            | 14           | 26           | 17           | 15       |
| 15 948               | 3 776          | 7 556        | 4 616        | 10 526        | 1 602        | 5 422        | 2 381        | 3 014        | 3 091        | 3 928        | 5 953        | 2 975        | 16       |
| 29                   | 3              | 14           | 11           | 19            | 7            | 10           | 5            | 4            | 2            | 3            | 16           | 7            | 17       |
| 479                  | 108            | 214          | 157          | 286           | 43           | 192          | 79           | 114          | 88           | 85           | 219          | 88           | 18       |
| 3 142                | 887            | 1 551        | 704          | 2 163         | 207          | 979          | 473          | 497          | 470          | 598          | 1 235        | 839          | 19       |
| 159                  | 38             | 82           | 40           | 104           | 9            | 55           | 24           | 31           | 32           | 28           | 77           | 23           | 20       |
| 336                  | 117            | 119          | 100          | 227           | 33           | 109          | 42           | 67           | 35           | 89           | 142          | 71           | 21       |
| 248                  | 56             | 121          | 71           | 169           | 29           | 79           | 37           | 42           | 28           | 65           | 97           | 59           | 22       |
| 197                  | 57             | 90           | 49           | 149           | 12           | 47           | 10           | 37           | 20           | 40           | 95           | 42           | 23       |
| 267                  | 84             | 121          | 62           | 174           | 16           | 93           | 42           | 46           | 42           | 49           | 111          | 65           | 24       |
| 218                  | 47             | 100          | 70           | 129           | 19           | 89           | 38           | 51           | 32           | 52           | 102          | 32           | 25       |
| 204                  | 75             | 95           | 34           | 147           | 9            | 57           | 33           | 25           | 34           | 61           | 77           | 33           | 26       |
| 198                  | 36             | 86           | 76           | 110           | 23           | 88           | 35           | 53           | 22           | 28           | 106          | 42           | 27       |
| 299                  | 95             | 165          | 40           | 224           | 18           | 75           | 53           | 22           | 69           | 37           | 126          | 67           | 28       |
| 207                  | 53             | 109          | 45           | 142           | 13           | 65           | 33           | 33           | 25           | 34           | 79           | 69           | 29       |
| 154                  | 47             | 90           | 17           | 117           | 7            | 37           | 28           | 9            | 32           | 30           | 46           | 45           | 30       |
| 225                  | 72             | 117          | 36           | 154           | 9            | 71           | 42           | 27           | 41           | 30           | 72           | 81           | 31       |
| 197                  | 43             | 122          | 32           | 141           | 5            | 57           | 29           | 28           | 28           | 21           | 44           | 104          | 32       |
| 68                   | 21             | 38           | 9            | 52            | 2            | 16           | 7            | 6            | 15           | 9            | 14           | 31           | 33       |
| 164                  | 47             | 94           | 23           | 123           | 2            | 41           | 20           | 21           | 15           | 24           | 48           | 77           | 34       |
| 436                  | 430            | 477          | 371          | 444           | 361          | 415          | 464          | 375          | 477          | 377          | 398          | 581          | 35       |
| 3 479                | 716            | 1 257        | 1 506        | 1 848         | 461          | 1 631        | 582          | 1 045        | 231          | 534          | 2 233        | 481          | 36       |
| 2 947                | 702            | 1 119        | 1 126        | 1 804         | 395          | 1 142        | 405          | 731          | 232          | 679          | 1 403        | 634          | 37       |
| 2 454                | 674            | 1 037        | 744          | 1 649         | 293          | 805          | 352          | 450          | 279          | 647          | 863          | 665          | 38       |
| 1 716                | 484            | 812          | 420          | 1 210         | 158          | 505          | 241          | 262          | 303          | 551          | 492          | 370          | 39       |
| 2 602                | 682            | 1 356        | 564          | 1 835         | 195          | 767          | 389          | 368          | 608          | 844          | 676          | 474          | 40       |
| 1 478                | 313            | 880          | 285          | 1 084         | 105          | 394          | 213          | 181          | 529          | 397          | 300          | 252          | 41       |
| 2 521                | 494            | 1 663        | 364          | 1 904         | 122          | 617          | 372          | 243          | 1 163        | 586          | 432          | 340          | 42       |
| 72                   | 73             | 95           | 47           | 83            | 51           | 55           | 71           | 45           | 152          | 87           | 42           | 69           | 43       |
| 4 050                | 936            | 1 680        | 1 434        | 2 398         | 413          | 1 652        | 620          | 1 021        | 244          | 410          | 2 291        | 1 106        | 44       |
| 4 819                | 1 105          | 2 123        | 1 590        | 3 046         | 579          | 1 773        | 758          | 1 011        | 428          | 1 054        | 2 058        | 1 278        | 45       |
| 3 661                | 937            | 1 958        | 765          | 2 639         | 302          | 1 022        | 549          | 463          | 743          | 1 212        | 1 147        | 559          | 46       |
| 1 818                | 479            | 903          | 437          | 1 342         | 186          | 477          | 226          | 251          | 662          | 685          | 384          | 88           | 47       |
| 998                  | 251            | 526          | 220          | 726           | 96           | 272          | 147          | 125          | 459          | 352          | 151          | 37           | 48       |
| 1 850                | 355            | 933          | 562          | 1 184         | 153          | 666          | 255          | 409          | 809          | 525          | 369          | 148          | 49       |
| 10                   | 10             | 11           | 8            | 10            | 9            | 9            | 9            | 8            | 17           | 13           | 7            | 7            | 50       |
| 9 992                | 2 163          | 4 648        | 3 181        | 6 367         | 1 142        | 3 624        | 1 570        | 2 039        | 1 779        | 2 605        | 3 740        | 1 868        | 51       |
| 2 720                | 697            | 1 299        | 723          | 1 858         | 226          | 862          | 358          | 498          | 554          | 644          | 1 022        | 500          | 52       |
| 465                  | 141            | 244          | 80           | 355           | 27           | 110          | 54           | 53           | 113          | 75           | 187          | 90           | 53       |
| 769                  | 229            | 377          | 163          | 573           | 64           | 196          | 97           | 99           | 213          | 151          | 250          | 155          | 54       |
| 267                  | 91             | 119          | 57           | 195           | 22           | 72           | 37           | 35           | 55           | 59           | 97           | 56           | 55       |
| 229                  | 75             | 120          | 34           | 172           | 9            | 56           | 32           | 25           | 60           | 47           | 48           | 73           | 56       |
| 364                  | 102            | 210          | 52           | 297           | 27           | 77           | 53           | 24           | 96           | 72           | 95           | 101          | 57       |
| 2 391                | 566            | 1 106        | 719          | 1 528         | 212          | 863          | 353          | 508          | 475          | 585          | 961          | 371          | 58       |
| 25-                  | 25-            | 25-          | 25-          | 25-           | 25-          | 25-          | 25-          | 25-          | 25-          | 25-          | 25-          | 25-          | 59       |
| 1 174                | 379            | 722          | 72           | 1 023         | 46           | 150          | 122          | 26           | 260          | 255          | 424          | 234          | 60       |
| 16                   | -              | 16           | -            | 7             | -            | 10           | 10           | -            | 2            | 2            | 7            | 5            | 61       |
| 10                   | -              | 8            | 2            | 8             | -            | 2            | -            | 2            | -            | 4            | 5            | 2            | 62       |
| 36                   | 14             | 18           | 4            | 34            | 4            | 2            | 2            | -            | 2            | 15           | 12           | 7            | 63       |
| 132                  | 27             | 91           | 14           | 103           | 9            | 29           | 22           | 5            | 26           | 46           | 38           | 23           | 64       |
| 217                  | 51             | 152          | 15           | 193           | 9            | 25           | 20           | 5            | 35           | 54           | 85           | 44           | 65       |
| 184                  | 44             | 135          | 5            | 158           | 5            | 27           | 27           | -            | 22           | 50           | 74           | 39           | 66       |
| 306                  | 104            | 203          | -            | 271           | -            | 35           | 35           | -            | 55           | 47           | 122          | 82           | 67       |
| 271                  | 139            | 100          | 31           | 250           | 18           | 21           | 8            | 13           | 117          | 38           | 83           | 33           | 68       |
| 161                  | 182            | 160          | 99           | 163           | ...          | 144          | 158          | ...          | 164          | 139          | 167          | 175          | 69       |
| 937                  | 143            | 602          | 191          | 619           | 63           | 317          | 185          | 128          | 96           | 146          | 383          | 311          | 70       |
| 30                   | 29             | 33           | 23           | 28            | 41           | 31           | 46           | 21           | 64           | 11           | 28           | 33           | 71       |
| 138                  | 23             | 88           | 26           | 89            | 7            | 49           | 29           | 19           | 10           | 6            | 64           | 58           | 72       |
| 57                   | ...            | 63           | ...          | 61            | ...          | ...          | ...          | ...          | ...          | ...          | 63           | 36           | 73       |
| 47                   | 17             | 18           | 13           | 41            | 8            | 7            | 2            | 5            | 6            | 8            | 19           | 14           | 74       |
| ...                  | ...            | ...          | ...          | ...           | ...          | ...          | ...          | ...          | ...          | ...          | ...          | ...          | 75       |

**Table 7-14. Value, Purchase Price, and Source of Down Payment—Owner Occupied Units With**

[Numbers in thousands. Consistent with the 1990 Census. ... means not applicable or sample too small. – means zero or rounds to zero]

| Characteristics  | Total occupied units | Tenure        |        | Housing unit characteristics |               |                   |               | Household characteristics |               |                    |                     |
|--|----------------------|---------------|--------|------------------------------|---------------|-------------------|---------------|---------------------------|---------------|--------------------|---------------------|
|  |                      | Owner         | Renter | New construction 4 years     | Mobile homes  | Physical problems |               | Black                     | Hispanic      | Moved in past year | Below poverty level |
|  |                      |               |        |                              |               | Severe            | Moderate      |                           |               |                    |                     |
| <b>1 Total</b> .....                                     | <b>17 196</b>        | <b>17 196</b> | ...    | <b>484</b>                   | <b>1 255</b>  | <b>281</b>        | <b>527</b>    | <b>1 354</b>              | <b>667</b>    | <b>436</b>         | <b>2 811</b>        |
| <b>Value</b>   |                      |               |        |                              |               |                   |               |                           |               |                    |                     |
| 2 Less than \$10,000 .....                               | 490                  | 490           | ...    | 9                            | 365           | 23                | 34            | 42                        | 14            | 32                 | 160                 |
| 3 \$10,000 to \$19,999 .....                             | 497                  | 497           | ...    | 32                           | 280           | 11                | 42            | 79                        | 13            | 30                 | 140                 |
| 4 \$20,000 to \$29,999 .....                             | 482                  | 482           | ...    | 24                           | 157           | 21                | 47            | 68                        | 30            | 7                  | 131                 |
| 5 \$30,000 to \$39,999 .....                             | 683                  | 683           | ...    | 24                           | 137           | 4                 | 48            | 128                       | 19            | 14                 | 184                 |
| 6 \$40,000 to \$49,999 .....                             | 916                  | 916           | ...    | 21                           | 101           | 21                | 51            | 86                        | 35            | 27                 | 163                 |
| 7 \$50,000 to \$59,999 .....                             | 1 087                | 1 087         | ...    | 17                           | 64            | 33                | 30            | 115                       | 47            | 16                 | 201                 |
| 8 \$60,000 to \$69,999 .....                             | 1 201                | 1 201         | ...    | 41                           | 69            | 8                 | 35            | 137                       | 61            | 21                 | 238                 |
| 9 \$70,000 to \$79,999 .....                             | 1 330                | 1 330         | ...    | 30                           | 44            | 22                | 33            | 119                       | 66            | 50                 | 207                 |
| 10 \$80,000 to \$99,999 .....                            | 2 324                | 2 324         | ...    | 35                           | 14            | 45                | 60            | 165                       | 70            | 45                 | 312                 |
| 11 \$100,000 to \$119,999 .....                          | 1 784                | 1 784         | ...    | 25                           | 14            | 36                | 28            | 94                        | 54            | 32                 | 227                 |
| 12 \$120,000 to \$149,999 .....                          | 1 883                | 1 883         | ...    | 66                           | 2             | 23                | 31            | 124                       | 74            | 46                 | 308                 |
| 13 \$150,000 to \$199,999 .....                          | 1 925                | 1 925         | ...    | 62                           | –             | 20                | 38            | 111                       | 70            | 57                 | 271                 |
| 14 \$200,000 to \$249,999 .....                          | 941                  | 941           | ...    | 41                           | 5             | 6                 | 17            | 40                        | 43            | 19                 | 94                  |
| 15 \$250,000 to \$299,999 .....                          | 606                  | 606           | ...    | 26                           | –             | 4                 | 13            | 14                        | 34            | 11                 | 74                  |
| 16 \$300,000 or more .....                               | 1 045                | 1 045         | ...    | 34                           | 3             | 4                 | 18            | 31                        | 38            | 27                 | 99                  |
| <b>17 Median</b> .....                                   | <b>96 442</b>        | <b>96 442</b> | ...    | <b>109 045</b>               | <b>19 361</b> | <b>79 056</b>     | <b>63 027</b> | <b>71 751</b>             | <b>93 967</b> | <b>88 958</b>      | <b>79 043</b>       |
| <b>Ratio of Value to Current Income</b>                  |                      |               |        |                              |               |                   |               |                           |               |                    |                     |
| 18 Less than 1.5 .....                                   | 2 529                | 2 529         | ...    | 107                          | 767           | 48                | 94            | 248                       | 120           | 100                | 162                 |
| 19 1.5 to 1.9 .....                                      | 1 248                | 1 248         | ...    | 21                           | 86            | 15                | 34            | 98                        | 33            | 32                 | 26                  |
| 20 2.0 to 2.4 .....                                      | 1 248                | 1 248         | ...    | 32                           | 71            | 12                | 49            | 89                        | 38            | 25                 | 32                  |
| 21 2.5 to 2.9 .....                                      | 1 252                | 1 252         | ...    | 33                           | 70            | 16                | 37            | 107                       | 63            | 33                 | 51                  |
| 22 3.0 to 3.9 .....                                      | 1 976                | 1 976         | ...    | 51                           | 55            | 25                | 47            | 153                       | 75            | 36                 | 94                  |
| 23 4.0 to 4.9 .....                                      | 1 669                | 1 669         | ...    | 36                           | 34            | 38                | 44            | 104                       | 45            | 46                 | 94                  |
| 24 5.0 or more .....                                     | 6 837                | 6 837         | ...    | 194                          | 147           | 110               | 202           | 517                       | 269           | 144                | 1 917               |
| 25 Zero or negative income .....                         | 437                  | 437           | ...    | 11                           | 25            | 17                | 20            | 39                        | 24            | 20                 | 434                 |
| <b>26 Median</b> .....                                   | <b>4.1</b>           | <b>4.1</b>    | ...    | <b>3.9</b>                   | <b>1.5</b>    | <b>4.4</b>        | <b>3.8</b>    | <b>3.8</b>                | <b>3.9</b>    | <b>3.5</b>         | <b>5.0+</b>         |
| <b>Other Activities on Property</b>                      |                      |               |        |                              |               |                   |               |                           |               |                    |                     |
| 27 Medical or commercial establishment .....             | 218                  | 218           | ...    | 4                            | 14            | 8                 | 1             | 14                        | 7             | 11                 | 42                  |
| 28 Neither .....   | 16 978               | 16 978        | ...    | 481                          | 1 242         | 272               | 526           | 1 340                     | 660           | 425                | 2 768               |
| <b>Year Unit Acquired</b>                                |                      |               |        |                              |               |                   |               |                           |               |                    |                     |
| 29 2000 to 2004 .....                                    | –                    | –             | ...    | –                            | –             | –                 | –             | –                         | –             | –                  | –                   |
| 30 1995 to 1999 .....                                    | 1 645                | 1 645         | ...    | 484                          | 324           | 10                | 25            | 94                        | 60            | 289                | 271                 |
| 31 1990 to 1994 .....                                    | 1 744                | 1 744         | ...    | –                            | 254           | 17                | 37            | 91                        | 61            | 38                 | 277                 |
| 32 1985 to 1989 .....                                    | 1 770                | 1 770         | ...    | –                            | 252           | 29                | 39            | 107                       | 67            | 50                 | 251                 |
| 33 1980 to 1984 .....                                    | 1 237                | 1 237         | ...    | –                            | 158           | 18                | 34            | 112                       | 71            | 19                 | 192                 |
| 34 1975 to 1979 .....                                    | 1 719                | 1 719         | ...    | –                            | 126           | 24                | 47            | 141                       | 73            | 7                  | 271                 |
| 35 1970 to 1974 .....                                    | 1 670                | 1 670         | ...    | –                            | 89            | 29                | 73            | 173                       | 90            | 15                 | 277                 |
| 36 1960 to 1969 .....                                    | 3 576                | 3 576         | ...    | –                            | 51            | 80                | 110           | 335                       | 104           | 12                 | 533                 |
| 37 1950 to 1959 .....                                    | 2 743                | 2 743         | ...    | –                            | 3             | 40                | 97            | 214                       | 115           | 5                  | 451                 |
| 38 1940 to 1949 .....                                    | 865                  | 865           | ...    | –                            | –             | 26                | 38            | 64                        | 21            | –                  | 217                 |
| 39 1939 or earlier .....                                 | 227                  | 227           | ...    | –                            | –             | 8                 | 29            | 23                        | 5             | –                  | 71                  |
| <b>40 Median</b> .....                                   | <b>1974</b>          | <b>1974</b>   | ...    | <b>1995+</b>                 | <b>1989</b>   | <b>1968</b>       | <b>1969</b>   | <b>1971</b>               | <b>1975</b>   | <b>1995+</b>       | <b>1972</b>         |
| <b>First Time Owners</b>                                 |                      |               |        |                              |               |                   |               |                           |               |                    |                     |
| 41 First home ever owned .....                           | 6 226                | 6 226         | ...    | 46                           | 225           | 144               | 332           | 889                       | 370           | 69                 | 1 212               |
| 42 Not first home .....                                  | 10 755               | 10 755        | ...    | 439                          | 1 023         | 134               | 192           | 453                       | 291           | 358                | 1 564               |
| 43 Not reported .....                                    | 215                  | 215           | ...    | –                            | 7             | 3                 | 4             | 12                        | 7             | 9                  | 35                  |
| <b>Purchase Price</b>                                    |                      |               |        |                              |               |                   |               |                           |               |                    |                     |
| 44 Home purchased or built .....                         | 16 221               | 16 221        | ...    | 474                          | 1 199         | 246               | 469           | 1 247                     | 643           | 416                | 2 587               |
| 45 Less than \$10,000 .....                              | 2 334                | 2 334         | ...    | 16                           | 254           | 70                | 157           | 241                       | 81            | 21                 | 573                 |
| 46 \$10,000 to \$19,999 .....                            | 3 452                | 3 452         | ...    | 21                           | 266           | 57                | 113           | 350                       | 141           | 31                 | 556                 |
| 47 \$20,000 to \$29,999 .....                            | 2 000                | 2 000         | ...    | 28                           | 223           | 37                | 39            | 162                       | 72            | 34                 | 278                 |
| 48 \$30,000 to \$39,999 .....                            | 1 223                | 1 223         | ...    | 22                           | 125           | 9                 | 13            | 87                        | 48            | 18                 | 154                 |
| 49 \$40,000 to \$49,999 .....                            | 927                  | 927           | ...    | 28                           | 113           | 13                | 22            | 54                        | 35            | 25                 | 104                 |
| 50 \$50,000 to \$59,999 .....                            | 770                  | 770           | ...    | 27                           | 57            | 7                 | 6             | 39                        | 37            | 32                 | 77                  |
| 51 \$60,000 to \$69,999 .....                            | 631                  | 631           | ...    | 27                           | 50            | 7                 | 5             | 25                        | 33            | 19                 | 79                  |
| 52 \$70,000 to \$79,999 .....                            | 450                  | 450           | ...    | 8                            | 5             | 7                 | 11            | 32                        | 24            | 18                 | 50                  |
| 53 \$80,000 to \$99,999 .....                            | 763                  | 763           | ...    | 26                           | 4             | 8                 | 7             | 22                        | 32            | 30                 | 91                  |
| 54 \$100,000 to \$119,999 .....                          | 449                  | 449           | ...    | 32                           | 2             | –                 | 2             | 17                        | 10            | 31                 | 59                  |
| 55 \$120,000 to \$149,999 .....                          | 499                  | 499           | ...    | 78                           | –             | 4                 | 1             | 25                        | 17            | 37                 | 42                  |
| 56 \$150,000 to \$199,999 .....                          | 449                  | 449           | ...    | 67                           | –             | –                 | –             | –                         | 24            | 32                 | 60                  |
| 57 \$200,000 to \$249,999 .....                          | 169                  | 169           | ...    | 24                           | –             | –                 | 3             | 1                         | 2             | 9                  | 9                   |
| 58 \$250,000 to \$299,999 .....                          | 110                  | 110           | ...    | 11                           | –             | –                 | –             | 3                         | 7             | 4                  | 15                  |
| 59 \$300,000 or more .....                               | 162                  | 162           | ...    | 23                           | –             | 2                 | 5             | 5                         | 9             | 25                 | 10                  |
| 60 Not reported .....                                    | 1 833                | 1 833         | ...    | 33                           | 99            | 25                | 85            | 185                       | 71            | 51                 | 429                 |
| <b>61 Median</b> .....                                   | <b>27 040</b>        | <b>27 040</b> | ...    | <b>109 918</b>               | <b>21 352</b> | <b>17 075</b>     | <b>13 047</b> | <b>18 287</b>             | <b>28 869</b> | <b>71 984</b>      | <b>19 093</b>       |
| 62 Received as inheritance or gift .....                 | 797                  | 797           | ...    | 4                            | 48            | 35                | 55            | 89                        | 18            | 10                 | 194                 |
| 63 Not reported .....                                    | 177                  | 177           | ...    | 7                            | 9             | –                 | 4             | 18                        | 7             | 10                 | 29                  |
| <b>Major Source of Down Payment</b>                      |                      |               |        |                              |               |                   |               |                           |               |                    |                     |
| 64 Home purchased or built .....                         | 16 221               | 16 221        | ...    | 474                          | 1 199         | 246               | 469           | 1 247                     | 643           | 416                | 2 587               |
| 65 Sale of previous home .....                           | 5 856                | 5 856         | ...    | 264                          | 416           | 62                | 98            | 173                       | 143           | 211                | 829                 |
| 66 Savings or cash on hand .....                         | 7 354                | 7 354         | ...    | 144                          | 578           | 114               | 241           | 771                       | 407           | 136                | 1 139               |
| 67 Sale of other investment .....                        | 150                  | 150           | ...    | 5                            | –             | 2                 | 3             | 6                         | 5             | 5                  | 24                  |
| 68 Borrowing, other than mortgage on this property ..... | 601                  | 601           | ...    | 18                           | 49            | 13                | 26            | 74                        | 22            | 24                 | 113                 |
| 69 Inheritance or gift .....                             | 239                  | 239           | ...    | 2                            | 20            | 12                | 12            | 13                        | 9             | 2                  | 34                  |
| 70 Land where building built used for financing .....    | 100                  | 100           | ...    | 2                            | 2             | –                 | –             | 4                         | 10            | –                  | 19                  |
| 71 Other .....   | 448                  | 448           | ...    | 13                           | 40            | 12                | 17            | 48                        | 13            | 2                  | 103                 |
| 72 No down payment .....                                 | 1 099                | 1 099         | ...    | 15                           | 72            | 23                | 67            | 130                       | 24            | 17                 | 234                 |
| 73 Not reported .....                                    | 373                  | 373           | ...    | 11                           | 20            | 7                 | 5             | 28                        | 10            | 19                 | 93                  |

# Elderly Householder

| Total occupied units | In MSAs        |                | Outside MSAs  | Urban          |               | Rural         |               |               | Regions        |               |               |                |           |
|----------------------|----------------|----------------|---------------|----------------|---------------|---------------|---------------|---------------|----------------|---------------|---------------|----------------|-----------|
|                      | Central cities | Suburbs        |               | Total          | Outside MSAs  | Total         | Suburbs       | Outside MSAs  | Northeast      | Midwest       | South         | West           |           |
| <b>17 196</b>        | <b>4 064</b>   | <b>8 123</b>   | <b>5 009</b>  | <b>11 335</b>  | <b>1 729</b>  | <b>5 861</b>  | <b>2 554</b>  | <b>3 280</b>  | <b>3 344</b>   | <b>4 238</b>  | <b>6 399</b>  | <b>3 215</b>   | <b>1</b>  |
| 490                  | 34             | 190            | 267           | 184            | 57            | 306           | 97            | 209           | 69             | 135           | 217           | 69             | 2         |
| 497                  | 98             | 200            | 199           | 270            | 65            | 227           | 92            | 135           | 86             | 100           | 230           | 81             | 3         |
| 482                  | 105            | 183            | 194           | 253            | 59            | 229           | 94            | 135           | 88             | 75            | 231           | 87             | 4         |
| 683                  | 193            | 204            | 285           | 420            | 113           | 262           | 91            | 172           | 78             | 176           | 326           | 103            | 5         |
| 916                  | 225            | 303            | 388           | 533            | 127           | 383           | 121           | 260           | 144            | 274           | 437           | 61             | 6         |
| 1 087                | 281            | 381            | 425           | 703            | 181           | 384           | 138           | 244           | 159            | 294           | 515           | 120            | 7         |
| 1 201                | 319            | 459            | 424           | 773            | 154           | 429           | 154           | 270           | 137            | 389           | 566           | 109            | 8         |
| 1 330                | 361            | 505            | 465           | 850            | 163           | 481           | 179           | 302           | 248            | 395           | 537           | 149            | 9         |
| 2 324                | 561            | 1 082          | 681           | 1 579          | 294           | 745           | 358           | 387           | 495            | 651           | 914           | 264            | 10        |
| 1 784                | 424            | 895            | 466           | 1 200          | 160           | 584           | 270           | 305           | 328            | 538           | 662           | 255            | 11        |
| 1 883                | 463            | 1 013          | 408           | 1 333          | 133           | 550           | 275           | 275           | 387            | 458           | 684           | 355            | 12        |
| 1 925                | 384            | 1 118          | 422           | 1 337          | 124           | 587           | 287           | 298           | 478            | 446           | 503           | 498            | 13        |
| 941                  | 212            | 559            | 170           | 689            | 51            | 252           | 128           | 119           | 265            | 154           | 222           | 301            | 14        |
| 606                  | 129            | 386            | 91            | 427            | 22            | 179           | 108           | 69            | 136            | 65            | 154           | 252            | 15        |
| 1 045                | 276            | 645            | 124           | 782            | 25            | 263           | 164           | 99            | 247            | 86            | 200           | 512            | 16        |
| <b>96 442</b>        | <b>94 857</b>  | <b>112 373</b> | <b>76 949</b> | <b>101 702</b> | <b>76 653</b> | <b>86 164</b> | <b>97 422</b> | <b>77 110</b> | <b>110 244</b> | <b>88 581</b> | <b>83 057</b> | <b>146 154</b> | <b>17</b> |
| 2 529                | 657            | 1 015          | 857           | 1 516          | 246           | 1 013         | 400           | 611           | 406            | 652           | 1 067         | 404            | 18        |
| 1 248                | 318            | 539            | 391           | 847            | 158           | 401           | 166           | 232           | 272            | 326           | 489           | 160            | 19        |
| 1 248                | 305            | 579            | 365           | 837            | 134           | 412           | 180           | 231           | 248            | 333           | 501           | 167            | 20        |
| 1 252                | 314            | 565            | 373           | 829            | 127           | 423           | 172           | 246           | 189            | 344           | 523           | 196            | 21        |
| 1 976                | 480            | 901            | 595           | 1 312          | 219           | 664           | 284           | 376           | 365            | 517           | 760           | 334            | 22        |
| 1 669                | 364            | 792            | 512           | 1 104          | 202           | 565           | 250           | 310           | 350            | 445           | 567           | 306            | 23        |
| 6 837                | 1 519          | 3 554          | 1 764         | 4 635          | 604           | 2 202         | 1 035         | 1 159         | 1 429          | 1 507         | 2 343         | 1 558          | 24        |
| 437                  | 108            | 178            | 152           | 255            | 38            | 183           | 68            | 115           | 85             | 114           | 149           | 89             | 25        |
| <b>4.1</b>           | <b>3.8</b>     | <b>4.5</b>     | <b>3.7</b>    | <b>4.2</b>     | <b>3.8</b>    | <b>3.9</b>    | <b>4.2</b>    | <b>3.7</b>    | <b>4.4</b>     | <b>3.8</b>    | <b>3.7</b>    | <b>.5</b>      | <b>26</b> |
| 218                  | 69             | 98             | 51            | 159            | 22            | 59            | 30            | 29            | 83             | 44            | 58            | 34             | 27        |
| 16 978               | 3 995          | 8 025          | 4 958         | 11 175         | 1 706         | 5 803         | 2 524         | 3 252         | 3 262          | 4 194         | 6 341         | 3 181          | 28        |
| —                    | —              | —              | —             | —              | —             | —             | —             | —             | —              | —             | —             | —              | 29        |
| 1 645                | 273            | 825            | 547           | 946            | 163           | 699           | 313           | 384           | 204            | 344           | 722           | 375            | 30        |
| 1 744                | 334            | 875            | 536           | 1 073          | 188           | 671           | 318           | 348           | 212            | 420           | 699           | 413            | 31        |
| 1 770                | 330            | 892            | 548           | 1 044          | 170           | 726           | 344           | 378           | 296            | 429           | 685           | 359            | 32        |
| 1 237                | 262            | 588            | 386           | 808            | 144           | 429           | 182           | 242           | 219            | 247           | 519           | 253            | 33        |
| 1 719                | 446            | 788            | 485           | 1 147          | 154           | 572           | 239           | 331           | 282            | 428           | 654           | 355            | 34        |
| 1 670                | 429            | 760            | 481           | 1 088          | 170           | 583           | 270           | 311           | 291            | 424           | 657           | 299            | 35        |
| 3 576                | 1 000          | 1 677          | 899           | 2 576          | 352           | 1 000         | 448           | 547           | 806            | 921           | 1 228         | 621            | 36        |
| 2 743                | 722            | 1 302          | 719           | 1 969          | 249           | 774           | 303           | 470           | 701            | 721           | 907           | 414            | 37        |
| 865                  | 210            | 341            | 314           | 550            | 107           | 315           | 106           | 207           | 268            | 236           | 262           | 98             | 38        |
| 227                  | 58             | 76             | 93            | 134            | 31            | 93            | 31            | 62            | 66             | 66            | 66            | 29             | 39        |
| <b>1974</b>          | <b>1970</b>    | <b>1974</b>    | <b>1975</b>   | <b>1972</b>    | <b>1974</b>   | <b>1976</b>   | <b>1977</b>   | <b>1976</b>   | <b>1968</b>    | <b>1972</b>   | <b>1976</b>   | <b>1977</b>    | <b>40</b> |
| 6 226                | 1 778          | 2 775          | 1 673         | 4 299          | 569           | 1 927         | 817           | 1 104         | 1 790          | 1 472         | 2 178         | 786            | 41        |
| 10 755               | 2 206          | 5 254          | 3 295         | 6 875          | 1 148         | 3 880         | 1 713         | 2 146         | 1 509          | 2 712         | 4 134         | 2 400          | 42        |
| 215                  | 81             | 93             | 41            | 161            | 12            | 54            | 25            | 29            | 44             | 54            | 88            | 30             | 43        |
| 16 221               | 3 803          | 7 768          | 4 650         | 10 769         | 1 626         | 5 453         | 2 402         | 3 024         | 3 097          | 4 033         | 6 000         | 3 091          | 44        |
| 2 334                | 503            | 836            | 995           | 1 314          | 338           | 1 020         | 359           | 657           | 544            | 542           | 933           | 315            | 45        |
| 3 452                | 1 004          | 1 579          | 868           | 2 511          | 340           | 941           | 410           | 528           | 729            | 996           | 1 157         | 570            | 46        |
| 2 000                | 542            | 979            | 480           | 1 407          | 159           | 593           | 272           | 321           | 444            | 530           | 656           | 370            | 47        |
| 1 223                | 277            | 592            | 354           | 807            | 131           | 416           | 191           | 222           | 213            | 317           | 460           | 234            | 48        |
| 927                  | 199            | 429            | 299           | 581            | 90            | 346           | 138           | 208           | 147            | 226           | 339           | 216            | 49        |
| 770                  | 176            | 359            | 234           | 535            | 105           | 235           | 106           | 129           | 97             | 196           | 308           | 169            | 50        |
| 631                  | 138            | 332            | 161           | 425            | 49            | 206           | 93            | 113           | 77             | 136           | 289           | 130            | 51        |
| 450                  | 76             | 255            | 119           | 314            | 48            | 136           | 63            | 71            | 64             | 107           | 192           | 88             | 52        |
| 763                  | 136            | 428            | 200           | 508            | 84            | 255           | 136           | 116           | 118            | 174           | 292           | 179            | 53        |
| 449                  | 84             | 306            | 58            | 318            | 33            | 131           | 103           | 26            | 71             | 92            | 149           | 137            | 54        |
| 499                  | 100            | 317            | 82            | 333            | 26            | 166           | 106           | 57            | 61             | 112           | 180           | 146            | 55        |
| 449                  | 94             | 258            | 97            | 300            | 26            | 149           | 75            | 71            | 83             | 56            | 170           | 139            | 56        |
| 169                  | 33             | 111            | 25            | 115            | 3             | 53            | 29            | 23            | 28             | 27            | 47            | 67             | 57        |
| 110                  | 24             | 65             | 21            | 70             | 4             | 40            | 23            | 17            | 17             | 6             | 43            | 45             | 58        |
| 162                  | 41             | 98             | 23            | 111            | 8             | 51            | 36            | 15            | 23             | 17            | 41            | 81             | 59        |
| 1 833                | 376            | 824            | 633           | 1 118          | 183           | 715           | 261           | 449           | 381            | 500           | 745           | 206            | 60        |
| <b>27 040</b>        | <b>23 813</b>  | <b>31 316</b>  | <b>23 022</b> | <b>27 105</b>  | <b>22 705</b> | <b>26 886</b> | <b>31 517</b> | <b>23 180</b> | <b>21 911</b>  | <b>24 317</b> | <b>28 189</b> | <b>38 009</b>  | <b>61</b> |
| 797                  | 199            | 279            | 320           | 442            | 94            | 355           | 130           | 226           | 209            | 172           | 319           | 98             | 62        |
| 177                  | 62             | 75             | 40            | 124            | 9             | 53            | 23            | 30            | 38             | 33            | 80            | 27             | 63        |
| 16 221               | 3 803          | 7 768          | 4 650         | 10 769         | 1 626         | 5 453         | 2 402         | 3 024         | 3 097          | 4 033         | 6 000         | 3 091          | 64        |
| 5 856                | 1 291          | 3 082          | 1 483         | 4 020          | 584           | 1 836         | 921           | 899           | 875            | 1 562         | 2 065         | 1 354          | 65        |
| 7 354                | 1 899          | 3 485          | 1 970         | 5 068          | 672           | 2 286         | 979           | 1 298         | 1 700          | 1 686         | 2 704         | 1 264          | 66        |
| 150                  | 31             | 65             | 55            | 85             | 19            | 66            | 30            | 36            | 22             | 36            | 61            | 31             | 67        |
| 601                  | 117            | 231            | 253           | 321            | 65            | 280           | 91            | 188           | 119            | 156           | 244           | 82             | 68        |
| 239                  | 52             | 90             | 96            | 148            | 36            | 91            | 31            | 61            | 71             | 52            | 76            | 40             | 69        |
| 100                  | 11             | 50             | 39            | 54             | 15            | 46            | 21            | 25            | 12             | 21            | 54            | 12             | 70        |
| 448                  | 113            | 191            | 144           | 278            | 52            | 171           | 78            | 92            | 73             | 141           | 159           | 76             | 71        |
| 1 099                | 190            | 404            | 505           | 544            | 158           | 556           | 208           | 347           | 155            | 272           | 500           | 172            | 72        |
| 373                  | 99             | 170            | 104           | 252            | 25            | 122           | 43            | 79            | 69             | 106           | 138           | 60             | 73        |

**Table 7-15. Mortgage Characteristics—Owner Occupied Units With Elderly Householder**

[Numbers in thousands. Consistent with the 1990 Census. ... means not applicable or sample too small. – means zero or rounds to zero]

| Characteristics  | Total occupied units | Tenure        |        | Housing unit characteristics |              |                   |            | Household characteristics |            |                    |                     |
|--|----------------------|---------------|--------|------------------------------|--------------|-------------------|------------|---------------------------|------------|--------------------|---------------------|
|  |                      | Owner         | Renter | New construction 4 years     | Mobile homes | Physical problems |            | Black                     | Hispanic   | Moved in past year | Below poverty level |
|  |                      |               |        |                              |              | Severe            | Moderate   |                           |            |                    |                     |
| <b>1 Total</b> .....   | <b>17 196</b>        | <b>17 196</b> | ...    | <b>484</b>                   | <b>1 255</b> | <b>281</b>        | <b>527</b> | <b>1 354</b>              | <b>667</b> | <b>436</b>         | <b>2 811</b>        |
| <b>Mortgages Currently on Property</b>                         |                      |               |        |                              |              |                   |            |                           |            |                    |                     |
| 2 None, owned free and clear .....                             | 13 105               | 13 105        | ...    | 274                          | 1 038        | 218               | 434        | 816                       | 436        | 265                | 2 307               |
| 3 Regular and home equity mortgages <sup>1</sup> .....         | 368                  | 368           | ...    | 19                           | 6            | 4                 | 9          | 56                        | 16         | 3                  | 30                  |
| 4 Regular mortgage only .....                                  | 2 349                | 2 349         | ...    | 175                          | 163          | 44                | 55         | 338                       | 170        | 138                | 319                 |
| 5 Home equity mortgage only .....                              | 644                  | 644           | ...    | 5                            | 15           | –                 | –          | 19                        | 55         | –                  | 45                  |
| 6 With regular mortgage, home equity not reported .....        | 425                  | 425           | ...    | 4                            | 21           | 9                 | 3          | 47                        | 14         | 16                 | 65                  |
| 7 No regular mortgage, home equity not reported ..             | 305                  | 305           | ...    | 8                            | 13           | 5                 | 8          | 41                        | 21         | 15                 | 45                  |
| <b>Number of Regular and Home Equity Mortgages<sup>1</sup></b> |                      |               |        |                              |              |                   |            |                           |            |                    |                     |
| 8 1 mortgage .....   | 2 307                | 2 307         | ...    | 175                          | 163          | 42                | 53         | 336                       | 167        | 138                | 315                 |
| 9 2 mortgages .....  | 363                  | 363           | ...    | 17                           | 6            | 6                 | 7          | 55                        | 17         | 3                  | 30                  |
| 10 3 mortgages or more .....                                   | 20                   | 20            | ...    | –                            | –            | –                 | –          | 2                         | –          | –                  | –                   |
| 11 Number not reported .....                                   | 451                  | 451           | ...    | 7                            | 21           | 9                 | 7          | 49                        | 16         | 16                 | 69                  |
| <b>Type of Home Equity Mortgage</b>                            |                      |               |        |                              |              |                   |            |                           |            |                    |                     |
| 12 Units with 1 or more home equity mortgages .....            | 1 013                | 1 013         | ...    | 24                           | 21           | 4                 | 28         | 111                       | 27         | 3                  | 74                  |
| 13 Lump sum only .....   | 353                  | 353           | ...    | 6                            | 15           | 3                 | 12         | 64                        | 11         | –                  | 39                  |
| 14 Credit line only .....                                      | 621                  | 621           | ...    | 15                           | 6            | –                 | –          | 43                        | 14         | 3                  | 27                  |
| 15 With outstanding balance .....                              | 401                  | 401           | ...    | 9                            | –            | –                 | 9          | 23                        | 7          | 1                  | 18                  |
| 16 Both .....  | 7                    | 7             | ...    | –                            | –            | –                 | –          | –                         | –          | –                  | 2                   |
| 17 Type not reported .....                                     | 32                   | 32            | ...    | 2                            | –            | 1                 | 4          | 5                         | 2          | –                  | 5                   |
| <b>OWNERS WITH ONE OR MORE REGULAR MORTGAGES</b>               |                      |               |        |                              |              |                   |            |                           |            |                    |                     |
| <b>18 Total</b> .....  | <b>3 142</b>         | <b>3 142</b>  | ...    | <b>198</b>                   | <b>190</b>   | <b>57</b>         | <b>67</b>  | <b>442</b>                | <b>200</b> | <b>156</b>         | <b>414</b>          |
| <b>Type of Primary Mortgage</b>                                |                      |               |        |                              |              |                   |            |                           |            |                    |                     |
| 19 FHA .....   | 277                  | 277           | ...    | 21                           | 9            | 4                 | 15         | 79                        | 35         | 9                  | 46                  |
| 20 VA .....  | 136                  | 136           | ...    | 8                            | –            | –                 | –          | 24                        | 13         | 3                  | 22                  |
| 21 Farmers Home Administration .....                           | 44                   | 44            | ...    | 5                            | 5            | 3                 | 3          | 16                        | –          | 2                  | 14                  |
| 22 Other types .....   | 2 116                | 2 116         | ...    | 155                          | 150          | 41                | 39         | 244                       | 134        | 119                | 240                 |
| 23 Don't know .....  | 13                   | 13            | ...    | –                            | –            | –                 | 2          | –                         | 1          | –                  | 2                   |
| 24 Not reported .....  | 556                  | 556           | ...    | 9                            | 25           | 9                 | 7          | 78                        | 16         | 23                 | 89                  |
| <b>Lower Cost State and Local Mortgages</b>                    |                      |               |        |                              |              |                   |            |                           |            |                    |                     |
| 25 State or local program used .....                           | 223                  | 223           | ...    | 5                            | 4            | 7                 | 18         | 69                        | 17         | 3                  | 45                  |
| 26 Not used .....  | 2 383                | 2 383         | ...    | 184                          | 163          | 41                | 42         | 298                       | 166        | 133                | 290                 |
| 27 Not reported .....  | 536                  | 536           | ...    | 9                            | 23           | 9                 | 7          | 75                        | 17         | 20                 | 80                  |
| <b>Mortgage Origination</b>                                    |                      |               |        |                              |              |                   |            |                           |            |                    |                     |
| 28 Placed new mortgage(s) .....                                | 3 084                | 3 084         | ...    | 198                          | 190          | 57                | 65         | 433                       | 200        | 156                | 404                 |
| 29 Primary obtained when property acquired .....               | 1 984                | 1 984         | ...    | 185                          | 177          | 21                | 38         | 267                       | 137        | 153                | 290                 |
| 30 Obtained later .....  | 1 100                | 1 100         | ...    | 13                           | 13           | 37                | 27         | 166                       | 62         | 3                  | 114                 |
| 31 Assumed .....   | 53                   | 53            | ...    | –                            | –            | –                 | 2          | 9                         | –          | –                  | 10                  |
| 32 Wrap-around .....   | 5                    | 5             | ...    | –                            | –            | –                 | –          | –                         | –          | –                  | –                   |
| 33 Combination of the above .....                              | –                    | –             | ...    | –                            | –            | –                 | –          | –                         | –          | –                  | –                   |
| <b>Payment Plan of Primary Mortgage</b>                        |                      |               |        |                              |              |                   |            |                           |            |                    |                     |
| 34 Fixed payment, self-amortizing .....                        | 2 147                | 2 147         | ...    | 153                          | 143          | 37                | 45         | 300                       | 154        | 116                | 250                 |
| 35 Adjustable rate mortgage .....                              | 174                  | 174           | ...    | 9                            | 3            | 7                 | 4          | 7                         | 14         | 5                  | 9                   |
| 36 Adjustable term mortgage .....                              | 42                   | 42            | ...    | 2                            | –            | –                 | –          | 5                         | –          | –                  | 10                  |
| 37 Graduated payment mortgage .....                            | 21                   | 21            | ...    | 8                            | 6            | –                 | 4          | 2                         | 8          | 2                  | 2                   |
| 38 Balloon .....   | 33                   | 33            | ...    | 3                            | 3            | –                 | –          | 5                         | –          | 2                  | 10                  |
| 39 Other .....   | –                    | –             | ...    | –                            | –            | –                 | –          | –                         | –          | –                  | –                   |
| 40 Combination of the above .....                              | 20                   | 20            | ...    | 2                            | –            | –                 | –          | –                         | –          | –                  | 5                   |
| 41 Not reported .....  | 705                  | 705           | ...    | 21                           | 35           | 13                | 13         | 123                       | 23         | 31                 | 128                 |
| <b>Payment Plan of Secondary Mortgage</b>                      |                      |               |        |                              |              |                   |            |                           |            |                    |                     |
| 42 Units with two or more mortgages .....                      | 63                   | 63            | ...    | –                            | –            | 2                 | 2          | 4                         | 4          | –                  | 7                   |
| 43 Fixed payment, self-amortizing .....                        | 44                   | 44            | ...    | –                            | –            | 2                 | 2          | 4                         | 3          | –                  | 2                   |
| 44 Adjustable rate mortgage .....                              | 2                    | 2             | ...    | –                            | –            | –                 | –          | –                         | –          | –                  | 2                   |
| 45 Adjustable term mortgage .....                              | 11                   | 11            | ...    | –                            | –            | –                 | –          | –                         | –          | –                  | –                   |
| 46 Graduated payment mortgage .....                            | –                    | –             | ...    | –                            | –            | –                 | –          | –                         | –          | –                  | –                   |
| 47 Balloon .....   | 1                    | 1             | ...    | –                            | –            | –                 | –          | –                         | –          | –                  | –                   |
| 48 Other .....   | –                    | –             | ...    | –                            | –            | –                 | –          | –                         | –          | –                  | –                   |
| 49 Combination of the above .....                              | –                    | –             | ...    | –                            | –            | –                 | –          | –                         | –          | –                  | –                   |
| 50 Not reported .....  | 4                    | 4             | ...    | –                            | –            | –                 | –          | –                         | 1          | –                  | 2                   |
| <b>Lenders of Primary and Secondary Mortgages</b>              |                      |               |        |                              |              |                   |            |                           |            |                    |                     |
| 51 Only borrowed from firm(s) .....                            | 2 505                | 2 505         | ...    | 189                          | 160          | 47                | 53         | 357                       | 179        | 131                | 310                 |
| 52 Only borrowed from seller .....                             | 20                   | 20            | ...    | –                            | 2            | –                 | 3          | –                         | –          | –                  | 3                   |
| 53 Only borrowed from other individual(s) .....                | 35                   | 35            | ...    | –                            | 2            | 1                 | 2          | 3                         | –          | 2                  | 7                   |
| 54 Borrowed from a firm and seller .....                       | –                    | –             | ...    | –                            | –            | –                 | –          | –                         | –          | –                  | –                   |
| 55 Borrowed from a firm and other individual .....             | –                    | –             | ...    | –                            | –            | –                 | –          | –                         | –          | –                  | –                   |
| 56 Borrowed from seller and other individual .....             | –                    | –             | ...    | –                            | –            | –                 | –          | –                         | –          | –                  | –                   |
| 57 One or both sources not reported .....                      | 581                  | 581           | ...    | 9                            | 25           | 9                 | 9          | 81                        | 21         | 23                 | 94                  |
| <b>Items Included in Primary Mortgage Payment<sup>2</sup></b>  |                      |               |        |                              |              |                   |            |                           |            |                    |                     |
| 58 Principal and interest only .....                           | 1 282                | 1 282         | ...    | 108                          | 117          | 23                | 34         | 158                       | 80         | 62                 | 179                 |
| 59 Property taxes .....  | 1 191                | 1 191         | ...    | 67                           | 26           | 23                | 17         | 166                       | 95         | 65                 | 121                 |
| 60 Property insurance .....                                    | 1 004                | 1 004         | ...    | 74                           | 48           | 22                | 24         | 178                       | 91         | 66                 | 119                 |
| 61 Other .....   | 38                   | 38            | ...    | 1                            | –            | 2                 | –          | 12                        | 3          | 2                  | 1                   |
| 62 Not reported .....  | 586                  | 586           | ...    | 9                            | 25           | 9                 | 5          | 88                        | 16         | 23                 | 91                  |

| Total occupied units | In MSAs        |              | Outside MSAs | Urban         |              | Rural        |              |              | Regions      |              |              |              |           |
|----------------------|----------------|--------------|--------------|---------------|--------------|--------------|--------------|--------------|--------------|--------------|--------------|--------------|-----------|
|                      | Central cities | Suburbs      |              | Total         | Outside MSAs | Total        | Suburbs      | Outside MSAs | Northeast    | Midwest      | South        | West         |           |
| <b>17 196</b>        | <b>4 064</b>   | <b>8 123</b> | <b>5 009</b> | <b>11 335</b> | <b>1 729</b> | <b>5 861</b> | <b>2 554</b> | <b>3 280</b> | <b>3 344</b> | <b>4 238</b> | <b>6 399</b> | <b>3 215</b> | <b>1</b>  |
| 13 105               | 2 952          | 6 031        | 4 122        | 8 480         | 1 453        | 4 625        | 1 938        | 2 669        | 2 631        | 3 409        | 4 864        | 2 201        | 2         |
| 368                  | 117            | 176          | 75           | 280           | 31           | 89           | 45           | 44           | 73           | 88           | 114          | 93           | 3         |
| 2 349                | 658            | 1 167        | 524          | 1 601         | 154          | 748          | 368          | 371          | 313          | 451          | 913          | 672          | 4         |
| 644                  | 136            | 400          | 109          | 467           | 40           | 177          | 108          | 69           | 172          | 171          | 170          | 131          | 5         |
| 425                  | 112            | 208          | 105          | 282           | 22           | 142          | 60           | 83           | 85           | 59           | 208          | 73           | 6         |
| 305                  | 89             | 142          | 74           | 224           | 29           | 81           | 35           | 45           | 71           | 59           | 130          | 44           | 7         |
| 2 307                | 646            | 1 144        | 517          | 1 573         | 154          | 734          | 361          | 363          | 312          | 443          | 895          | 657          | 8         |
| 363                  | 120            | 170          | 73           | 275           | 31           | 89           | 47           | 42           | 70           | 90           | 108          | 96           | 9         |
| 20                   | 6              | 12           | 2            | 14            | -            | 7            | 4            | 2            | -            | 4            | 9            | 8            | 10        |
| 451                  | 116            | 224          | 112          | 302           | 22           | 150          | 60           | 90           | 89           | 61           | 224          | 78           | 11        |
| 1 013                | 253            | 575          | 184          | 747           | 71           | 266          | 153          | 113          | 245          | 259          | 284          | 224          | 12        |
| 353                  | 93             | 179          | 80           | 256           | 35           | 96           | 51           | 45           | 88           | 83           | 102          | 79           | 13        |
| 621                  | 151            | 376          | 94           | 461           | 36           | 160          | 102          | 58           | 152          | 166          | 164          | 138          | 14        |
| 401                  | 86             | 247          | 68           | 279           | 19           | 122          | 73           | 49           | 106          | 112          | 89           | 94           | 15        |
| 7                    | -              | 4            | 2            | 4             | -            | 2            | -            | 2            | -            | 4            | -            | 2            | 16        |
| 32                   | 9              | 16           | 7            | 25            | -            | 7            | -            | 7            | 4            | 6            | 18           | 5            | 17        |
| <b>3 142</b>         | <b>887</b>     | <b>1 551</b> | <b>704</b>   | <b>2 163</b>  | <b>207</b>   | <b>979</b>   | <b>473</b>   | <b>497</b>   | <b>470</b>   | <b>598</b>   | <b>1 235</b> | <b>839</b>   | <b>18</b> |
| 277                  | 96             | 123          | 58           | 193           | 16           | 84           | 41           | 42           | 29           | 47           | 137          | 64           | 19        |
| 136                  | 58             | 62           | 16           | 106           | 7            | 30           | 19           | 9            | 5            | 16           | 61           | 54           | 20        |
| 44                   | 8              | 10           | 26           | 15            | 4            | 29           | 7            | 22           | 5            | 7            | 25           | 6            | 21        |
| 2 116                | 563            | 1 089        | 465          | 1 463         | 145          | 653          | 327          | 320          | 331          | 426          | 748          | 612          | 22        |
| 13                   | 3              | 11           | -            | 13            | -            | -            | -            | -            | -            | -            | 7            | 6            | 23        |
| 556                  | 160            | 257          | 139          | 372           | 35           | 183          | 79           | 105          | 100          | 102          | 257          | 97           | 24        |
| 223                  | 73             | 79           | 71           | 140           | 20           | 83           | 29           | 51           | 23           | 49           | 99           | 52           | 25        |
| 2 383                | 666            | 1 217        | 500          | 1 670         | 153          | 713          | 359          | 347          | 348          | 456          | 893          | 687          | 26        |
| 536                  | 148            | 254          | 134          | 353           | 35           | 183          | 84           | 99           | 99           | 93           | 244          | 99           | 27        |
| 3 084                | 875            | 1 526        | 684          | 2 125         | 199          | 960          | 465          | 485          | 468          | 591          | 1 208        | 818          | 28        |
| 1 984                | 545            | 987          | 452          | 1 341         | 125          | 643          | 312          | 327          | 283          | 341          | 863          | 496          | 29        |
| 1 100                | 330            | 539          | 232          | 784           | 74           | 316          | 153          | 158          | 185          | 249          | 345          | 322          | 30        |
| 53                   | 12             | 20           | 21           | 36            | 8            | 17           | 5            | 12           | 3            | 7            | 23           | 20           | 31        |
| 5                    | -              | 5            | -            | 2             | -            | 2            | 2            | -            | -            | -            | 5            | -            | 32        |
| -                    | -              | -            | -            | -             | -            | -            | -            | -            | -            | -            | -            | -            | 33        |
| 2 147                | 628            | 1 075        | 444          | 1 518         | 152          | 629          | 328          | 292          | 308          | 404          | 798          | 637          | 34        |
| 174                  | 47             | 94           | 34           | 103           | 2            | 71           | 40           | 31           | 24           | 36           | 54           | 59           | 35        |
| 42                   | 7              | 16           | 19           | 23            | 5            | 19           | 4            | 15           | 4            | 15           | 15           | 8            | 36        |
| 21                   | 2              | 12           | 7            | 14            | -            | 7            | -            | 7            | 2            | 9            | 4            | 5            | 37        |
| 33                   | 7              | 15           | 10           | 23            | 3            | 9            | 1            | 8            | 5            | 8            | 15           | 5            | 38        |
| -                    | -              | -            | -            | -             | -            | -            | -            | -            | -            | -            | -            | -            | 39        |
| 20                   | 4              | 11           | 4            | 7             | -            | 14           | 9            | 4            | 5            | -            | 16           | -            | 40        |
| 705                  | 191            | 327          | 186          | 474           | 46           | 230          | 90           | 140          | 122          | 125          | 333          | 124          | 41        |
| 63                   | 16             | 38           | 9            | 42            | -            | 21           | 11           | 9            | 1            | 11           | 27           | 24           | 42        |
| 44                   | 11             | 25           | 7            | 30            | -            | 14           | 7            | 7            | -            | 9            | 18           | 17           | 43        |
| 2                    | -              | 2            | -            | -             | -            | 2            | 2            | -            | -            | -            | 2            | -            | 44        |
| 11                   | 5              | 4            | 2            | 7             | -            | 4            | 2            | 2            | -            | 2            | 4            | 5            | 45        |
| -                    | -              | -            | -            | -             | -            | -            | -            | -            | -            | -            | -            | -            | 46        |
| 1                    | -              | 1            | -            | 1             | -            | -            | -            | -            | 1            | -            | -            | -            | 47        |
| -                    | -              | -            | -            | -             | -            | -            | -            | -            | -            | -            | -            | -            | 48        |
| -                    | -              | -            | -            | -             | -            | -            | -            | -            | -            | -            | -            | -            | 49        |
| 4                    | -              | 4            | -            | 4             | -            | -            | -            | -            | -            | -            | 2            | 2            | 50        |
| 2 505                | 707            | 1 248        | 550          | 1 725         | 171          | 781          | 391          | 380          | 363          | 490          | 936          | 716          | 51        |
| 20                   | 6              | 10           | 5            | 18            | 2            | 2            | -            | 2            | -            | -            | 12           | 8            | 52        |
| 35                   | 8              | 19           | 8            | 25            | -            | 10           | 2            | 8            | 7            | 2            | 19           | 7            | 53        |
| -                    | -              | -            | -            | -             | -            | -            | -            | -            | -            | -            | -            | -            | 54        |
| -                    | -              | -            | -            | -             | -            | -            | -            | -            | -            | -            | -            | -            | 55        |
| -                    | -              | -            | -            | -             | -            | -            | -            | -            | -            | -            | -            | -            | 56        |
| 581                  | 165            | 274          | 142          | 396           | 35           | 186          | 79           | 107          | 101          | 106          | 268          | 107          | 57        |
| 1 282                | 302            | 648          | 333          | 789           | 82           | 494          | 236          | 251          | 162          | 283          | 447          | 389          | 58        |
| 1 191                | 393            | 595          | 203          | 917           | 76           | 274          | 145          | 127          | 202          | 200          | 472          | 317          | 59        |
| 1 004                | 333            | 467          | 203          | 755           | 74           | 249          | 118          | 129          | 126          | 151          | 449          | 277          | 60        |
| 38                   | 21             | 12           | 5            | 36            | 5            | 2            | 2            | -            | 4            | 6            | 12           | 16           | 61        |
| 586                  | 164            | 278          | 145          | 400           | 39           | 187          | 81           | 106          | 103          | 108          | 268          | 107          | 62        |



**Table 7-15. Mortgage Characteristics—Owner Occupied Units With Elderly Householder—Con.**

[Numbers in thousands. Consistent with the 1990 Census. ... means not applicable or sample too small. — means zero or rounds to zero]

| Characteristics  | Total occupied units | Tenure        |        | Housing unit characteristics |               |                   |               | Household characteristics |               |                    |                     |
|--|----------------------|---------------|--------|------------------------------|---------------|-------------------|---------------|---------------------------|---------------|--------------------|---------------------|
|  |                      | Owner         | Renter | New construction 4 years     | Mobile homes  | Physical problems |               | Black                     | Hispanic      | Moved in past year | Below poverty level |
|  |                      |               |        |                              |               | Severe            | Moderate      |                           |               |                    |                     |
| <b>OWNERS WITH ONE OR MORE REGULAR MORTGAGES—Con.</b>        |                      |               |        |                              |               |                   |               |                           |               |                    |                     |
| <b>Year Primary Mortgage Originated</b>                      |                      |               |        |                              |               |                   |               |                           |               |                    |                     |
| 1 2000 to 2004 .....   | —                    | —             | ...    | —                            | —             | —                 | —             | —                         | —             | —                  | —                   |
| 2 1995 to 1999 .....   | 1 109                | 1 109         | ...    | 196                          | 117           | 16                | 24            | 155                       | 67            | 108                | 125                 |
| 3 1990 to 1994 .....   | 590                  | 590           | ...    | 2                            | 32            | 11                | 8             | 50                        | 33            | 10                 | 84                  |
| 4 1985 to 1989 .....   | 396                  | 396           | ...    | —                            | 25            | 15                | 12            | 28                        | 24            | 17                 | 50                  |
| 5 1980 to 1984 .....   | 223                  | 223           | ...    | —                            | 13            | 1                 | 2             | 40                        | 26            | 12                 | 33                  |
| 6 1975 to 1979 .....   | 300                  | 300           | ...    | —                            | 1             | 6                 | 5             | 66                        | 21            | —                  | 46                  |
| 7 1970 to 1974 .....   | 233                  | 233           | ...    | —                            | 2             | 3                 | 8             | 48                        | 15            | 4                  | 33                  |
| 8 1960 to 1969 .....   | 279                  | 279           | ...    | —                            | —             | 5                 | 8             | 51                        | 15            | 5                  | 43                  |
| 9 1950 to 1959 .....   | 13                   | 13            | ...    | —                            | —             | —                 | —             | 3                         | —             | —                  | —                   |
| 10 1949 or earlier .....                                     | —                    | —             | ...    | —                            | —             | —                 | —             | —                         | —             | —                  | —                   |
| 11 <b>Median</b> .....                                       | <b>1991</b>          | <b>1991</b>   | ...    | <b>1995+</b>                 | <b>1995+</b>  | <b>1989</b>       | <b>1989</b>   | <b>1987</b>               | <b>1990</b>   | <b>1995+</b>       | <b>1990</b>         |
| <b>Term of Primary Mortgage at Origination or Assumption</b> |                      |               |        |                              |               |                   |               |                           |               |                    |                     |
| 12 Less than 8 years .....                                   | 115                  | 115           | ...    | 6                            | 13            | 2                 | 9             | 17                        | 10            | 9                  | 20                  |
| 13 8 to 12 years .....                                       | 114                  | 114           | ...    | 14                           | 15            | 9                 | 4             | 12                        | 4             | 2                  | 12                  |
| 14 13 to 17 years .....                                      | 585                  | 585           | ...    | 28                           | 58            | 15                | 18            | 78                        | 33            | 30                 | 70                  |
| 15 18 to 22 years .....                                      | 275                  | 275           | ...    | 34                           | 43            | 13                | 4             | 47                        | 23            | 24                 | 48                  |
| 16 23 to 27 years .....                                      | 132                  | 132           | ...    | 8                            | 9             | —                 | 7             | 26                        | —             | 4                  | 18                  |
| 17 28 to 32 years .....                                      | 1 575                | 1 575         | ...    | 102                          | 51            | 10                | 19            | 206                       | 114           | 73                 | 185                 |
| 18 33 years or more .....                                    | 273                  | 273           | ...    | 2                            | —             | 7                 | 9             | 47                        | 13            | 9                  | 43                  |
| 19 Variable .....  | 72                   | 72            | ...    | 2                            | —             | 1                 | —             | 9                         | 1             | 5                  | 17                  |
| 20 <b>Median</b> .....                                       | <b>29</b>            | <b>29</b>     | ...    | <b>28</b>                    | <b>19</b>     | <b>19</b>         | <b>24</b>     | <b>29</b>                 | <b>29</b>     | <b>28</b>          | <b>29</b>           |
| <b>Remaining Years Mortgaged</b>                             |                      |               |        |                              |               |                   |               |                           |               |                    |                     |
| 21 Less than 8 years .....                                   | 1 104                | 1 104         | ...    | 15                           | 54            | 31                | 35            | 202                       | 74            | 21                 | 177                 |
| 22 8 to 12 .....   | 513                  | 513           | ...    | 13                           | 36            | 14                | 9             | 75                        | 22            | 11                 | 68                  |
| 23 13 to 17 .....  | 416                  | 416           | ...    | 29                           | 30            | 4                 | 9             | 45                        | 42            | 33                 | 41                  |
| 24 18 to 22 .....  | 311                  | 311           | ...    | 30                           | 35            | 5                 | 9             | 33                        | 12            | 33                 | 29                  |
| 25 23 to 27 .....  | 397                  | 397           | ...    | 27                           | 11            | 2                 | 2             | 46                        | 27            | 13                 | 56                  |
| 26 28 to 32 .....  | 318                  | 318           | ...    | 80                           | 23            | —                 | 2             | 32                        | 20            | 37                 | 25                  |
| 27 33 years or more .....                                    | 4                    | 4             | ...    | 2                            | —             | —                 | —             | —                         | —             | 2                  | 2                   |
| 28 Variable .....  | 79                   | 79            | ...    | 2                            | —             | 1                 | —             | 9                         | 2             | 5                  | 17                  |
| 29 <b>Median</b> .....                                       | <b>12</b>            | <b>12</b>     | ...    | <b>25</b>                    | <b>14</b>     | <b>8-</b>         | <b>8-</b>     | <b>9</b>                  | <b>13</b>     | <b>20</b>          | <b>10</b>           |
| <b>Current Interest Rate</b>                                 |                      |               |        |                              |               |                   |               |                           |               |                    |                     |
| 30 Less than 6 percent .....                                 | 91                   | 91            | ...    | —                            | 4             | 5                 | 2             | 19                        | 2             | 7                  | 11                  |
| 31 6 to 7.9 .....  | 1 768                | 1 768         | ...    | 114                          | 56            | 34                | 27            | 199                       | 100           | 105                | 218                 |
| 32 8 to 9.9 .....  | 1 001                | 1 001         | ...    | 64                           | 78            | 13                | 30            | 160                       | 64            | 31                 | 138                 |
| 33 10 to 11.9 .....  | 177                  | 177           | ...    | 16                           | 30            | 6                 | 8             | 38                        | 26            | 8                  | 25                  |
| 34 12 to 13.9 .....  | 62                   | 62            | ...    | 4                            | 17            | —                 | —             | 10                        | 5             | 5                  | 22                  |
| 35 14 to 15.9 .....  | 31                   | 31            | ...    | —                            | 4             | —                 | —             | 14                        | —             | —                  | —                   |
| 36 16 to 17.9 .....  | 2                    | 2             | ...    | —                            | —             | —                 | —             | —                         | —             | —                  | —                   |
| 37 18 to 19.9 .....  | 8                    | 8             | ...    | —                            | —             | —                 | —             | 1                         | 2             | —                  | —                   |
| 38 20 percent or more .....                                  | 1                    | 1             | ...    | —                            | —             | —                 | —             | 1                         | —             | —                  | —                   |
| 39 Not reported .....  | ...                  | ...           | ...    | ...                          | ...           | ...               | ...           | ...                       | ...           | ...                | ...                 |
| 40 <b>Median</b> .....                                       | <b>7.7</b>           | <b>7.7</b>    | ...    | <b>7.7</b>                   | <b>8.9</b>    | <b>7.4</b>        | <b>8.3</b>    | <b>8.0</b>                | <b>7.9</b>    | <b>7.4</b>         | <b>7.8</b>          |
| <b>Total Outstanding Principal Amount</b>                    |                      |               |        |                              |               |                   |               |                           |               |                    |                     |
| 41 Less than \$10,000 .....                                  | 792                  | 792           | ...    | 9                            | 45            | 17                | 25            | 174                       | 54            | 22                 | 138                 |
| 42 \$10,000 to \$19,999 .....                                | 393                  | 393           | ...    | 19                           | 42            | 18                | 12            | 69                        | 26            | 10                 | 69                  |
| 43 \$20,000 to \$29,999 .....                                | 284                  | 284           | ...    | 8                            | 18            | —                 | 5             | 37                        | 20            | 14                 | 30                  |
| 44 \$30,000 to \$39,999 .....                                | 327                  | 327           | ...    | 44                           | 49            | 10                | 7             | 51                        | 18            | 20                 | 43                  |
| 45 \$40,000 to \$49,999 .....                                | 284                  | 284           | ...    | 22                           | 24            | 3                 | 6             | 22                        | 18            | 19                 | 23                  |
| 46 \$50,000 to \$59,999 .....                                | 169                  | 169           | ...    | 11                           | 6             | 7                 | —             | 23                        | 13            | 14                 | 15                  |
| 47 \$60,000 to \$69,999 .....                                | 155                  | 155           | ...    | 14                           | 3             | —                 | 2             | 12                        | 10            | 5                  | 24                  |
| 48 \$70,000 to \$79,999 .....                                | 176                  | 176           | ...    | 23                           | —             | 3                 | 3             | 9                         | 4             | 21                 | 25                  |
| 49 \$80,000 to \$89,999 .....                                | 187                  | 187           | ...    | 12                           | 4             | —                 | —             | 21                        | 16            | 10                 | 16                  |
| 50 \$100,000 to \$119,999 .....                              | 111                  | 111           | ...    | 9                            | —             | —                 | 1             | 5                         | 5             | 5                  | 9                   |
| 51 \$120,000 to \$149,999 .....                              | 118                  | 118           | ...    | 11                           | —             | —                 | 2             | 12                        | 10            | 8                  | 12                  |
| 52 \$150,000 to \$199,999 .....                              | 77                   | 77            | ...    | 13                           | —             | —                 | 4             | 2                         | —             | 5                  | 8                   |
| 53 \$200,000 to \$249,999 .....                              | 34                   | 34            | ...    | 2                            | —             | —                 | —             | 3                         | 6             | 2                  | —                   |
| 54 \$250,000 to \$299,999 .....                              | 10                   | 10            | ...    | —                            | —             | —                 | —             | —                         | —             | —                  | —                   |
| 55 \$300,000 or more .....                                   | 27                   | 27            | ...    | 3                            | —             | —                 | —             | 2                         | —             | 3                  | —                   |
| 56 Not reported .....  | ...                  | ...           | ...    | ...                          | ...           | ...               | ...           | ...                       | ...           | ...                | ...                 |
| 57 <b>Median</b> .....                                       | <b>33 133</b>        | <b>33 133</b> | ...    | <b>48 673</b>                | <b>24 436</b> | <b>16 448</b>     | <b>17 274</b> | <b>16 825</b>             | <b>29 642</b> | <b>46 596</b>      | <b>19 951</b>       |
| <b>Current Total Loan as Percent of Value</b>                |                      |               |        |                              |               |                   |               |                           |               |                    |                     |
| 58 Less than 20 percent .....                                | 1 081                | 1 081         | ...    | 11                           | 21            | 24                | 27            | 198                       | 77            | 31                 | 148                 |
| 59 20 to 39 .....  | 709                  | 709           | ...    | 25                           | 31            | 11                | 13            | 68                        | 46            | 28                 | 100                 |
| 60 40 to 59 .....  | 614                  | 614           | ...    | 40                           | 24            | 14                | 8             | 70                        | 30            | 28                 | 80                  |
| 61 60 to 79 .....  | 473                  | 473           | ...    | 60                           | 54            | 7                 | 16            | 60                        | 25            | 40                 | 51                  |
| 62 80 to 89 .....  | 81                   | 81            | ...    | 13                           | 10            | —                 | —             | 11                        | 9             | 5                  | 10                  |
| 63 90 to 99 .....  | 77                   | 77            | ...    | 22                           | 13            | —                 | —             | 9                         | 5             | 10                 | 11                  |
| 64 100 percent or more .....                                 | 107                  | 107           | ...    | 27                           | 35            | 2                 | 4             | 26                        | 7             | 14                 | 15                  |
| 65 Not reported .....  | ...                  | ...           | ...    | ...                          | ...           | ...               | ...           | ...                       | ...           | ...                | ...                 |
| 66 <b>Median</b> .....                                       | <b>34</b>            | <b>34</b>     | ...    | <b>68</b>                    | <b>67</b>     | <b>29</b>         | <b>30</b>     | <b>27</b>                 | <b>30</b>     | <b>54</b>          | <b>32</b>           |

<sup>1</sup>Regular includes all mortgages except reverse and home equity.

<sup>2</sup>Figures may not add to total because more than one category may apply to a unit.

| Total occupied units | In MSAs        |               | Outside MSAs  | Urban         |               | Rural         |               |               | Regions       |               |               |               |           |
|----------------------|----------------|---------------|---------------|---------------|---------------|---------------|---------------|---------------|---------------|---------------|---------------|---------------|-----------|
|                      | Central cities | Suburbs       |               | Total         | Outside MSAs  | Total         | Suburbs       | Outside MSAs  | Northeast     | Midwest       | South         | West          |           |
| —                    | —              | —             | —             | —             | —             | —             | —             | —             | —             | —             | —             | —             | 1         |
| 1 109                | 262            | 585           | 262           | 725           | 81            | 384           | 197           | 181           | 136           | 196           | 450           | 327           | 2         |
| 590                  | 146            | 305           | 138           | 414           | 40            | 176           | 78            | 98            | 99            | 105           | 234           | 152           | 3         |
| 396                  | 106            | 174           | 116           | 255           | 41            | 141           | 67            | 75            | 73            | 79            | 124           | 121           | 4         |
| 223                  | 76             | 107           | 40            | 170           | 22            | 53            | 33            | 18            | 31            | 22            | 108           | 62            | 5         |
| 300                  | 119            | 140           | 40            | 229           | 5             | 71            | 35            | 36            | 42            | 64            | 122           | 72            | 6         |
| 233                  | 82             | 107           | 45            | 153           | 2             | 79            | 37            | 42            | 29            | 54            | 94            | 55            | 7         |
| 279                  | 91             | 124           | 64            | 205           | 16            | 74            | 26            | 48            | 52            | 75            | 102           | 51            | 8         |
| 13                   | 4              | 9             | —             | 13            | —             | —             | —             | —             | 8             | 3             | 2             | —             | 9         |
| —                    | —              | —             | —             | —             | —             | —             | —             | —             | —             | —             | —             | —             | 10        |
| <b>1991</b>          | <b>1988</b>    | <b>1992</b>   | <b>1992</b>   | <b>1991</b>   | <b>1992</b>   | <b>1992</b>   | <b>1992</b>   | <b>1992</b>   | <b>1990</b>   | <b>1990</b>   | <b>1991</b>   | <b>1992</b>   | <b>11</b> |
| 115                  | 37             | 40            | 38            | 79            | 14            | 36            | 11            | 25            | 9             | 29            | 57            | 20            | 12        |
| 114                  | 22             | 51            | 41            | 69            | 15            | 46            | 20            | 26            | 12            | 35            | 38            | 29            | 13        |
| 585                  | 133            | 303           | 148           | 362           | 50            | 224           | 123           | 99            | 88            | 96            | 269           | 132           | 14        |
| 275                  | 80             | 98            | 98            | 148           | 23            | 128           | 51            | 74            | 46            | 52            | 118           | 60            | 15        |
| 132                  | 42             | 58            | 32            | 98            | 11            | 35            | 13            | 21            | 34            | 26            | 52            | 20            | 16        |
| 1 575                | 479            | 842           | 255           | 1 164         | 73            | 412           | 225           | 182           | 223           | 266           | 570           | 516           | 17        |
| 273                  | 83             | 125           | 65            | 201           | 16            | 73            | 23            | 49            | 49            | 71            | 105           | 48            | 18        |
| 72                   | 11             | 33            | 28            | 44            | 7             | 28            | 6             | 21            | 10            | 22            | 26            | 14            | 19        |
| <b>29</b>            | <b>29</b>      | <b>29</b>     | <b>25</b>     | <b>29</b>     | <b>23</b>     | <b>28</b>     | <b>28</b>     | <b>26</b>     | <b>29</b>     | <b>29</b>     | <b>29</b>     | <b>29</b>     | <b>20</b> |
| 1 104                | 352            | 489           | 263           | 757           | 74            | 347           | 156           | 189           | 182           | 245           | 444           | 233           | 21        |
| 513                  | 140            | 258           | 115           | 334           | 34            | 179           | 97            | 81            | 70            | 108           | 219           | 115           | 22        |
| 416                  | 110            | 204           | 103           | 287           | 34            | 129           | 57            | 69            | 50            | 63            | 186           | 117           | 23        |
| 311                  | 100            | 143           | 67            | 208           | 20            | 103           | 55            | 47            | 58            | 54            | 109           | 90            | 24        |
| 397                  | 113            | 214           | 70            | 304           | 24            | 92            | 45            | 46            | 60            | 54            | 139           | 143           | 25        |
| 318                  | 59             | 202           | 57            | 218           | 15            | 100           | 56            | 42            | 40            | 51            | 104           | 123           | 26        |
| 4                    | —              | 4             | —             | 4             | —             | —             | —             | —             | —             | —             | 4             | —             | 27        |
| 79                   | 13             | 36            | 30            | 49            | 7             | 30            | 6             | 24            | 10            | 22            | 31            | 17            | 28        |
| <b>12</b>            | <b>11</b>      | <b>13</b>     | <b>11</b>     | <b>12</b>     | <b>12</b>     | <b>12</b>     | <b>12</b>     | <b>11</b>     | <b>11</b>     | <b>10</b>     | <b>12</b>     | <b>16</b>     | <b>29</b> |
| 91                   | 27             | 31            | 33            | 56            | 7             | 35            | 9             | 26            | 21            | 11            | 43            | 16            | 30        |
| 1 768                | 437            | 960           | 372           | 1 214         | 115           | 554           | 292           | 257           | 278           | 352           | 618           | 521           | 31        |
| 1 001                | 323            | 441           | 237           | 703           | 60            | 298           | 119           | 177           | 140           | 172           | 463           | 227           | 32        |
| 177                  | 68             | 73            | 36            | 125           | 11            | 52            | 25            | 25            | 24            | 32            | 67            | 54            | 33        |
| 62                   | 20             | 22            | 20            | 35            | 7             | 27            | 15            | 12            | 2             | 22            | 26            | 12            | 34        |
| 31                   | 8              | 21            | 2             | 20            | 2             | 10            | 10            | —             | 5             | 4             | 20            | 2             | 35        |
| 2                    | —              | —             | 2             | 2             | 2             | 2             | —             | —             | —             | 2             | —             | —             | 36        |
| 8                    | 4              | 2             | 2             | 6             | 2             | 2             | 2             | —             | —             | 2             | —             | 6             | 37        |
| 1                    | 1              | —             | —             | 1             | —             | —             | —             | —             | 1             | —             | —             | —             | 38        |
| ...                  | ...            | ...           | ...           | ...           | ...           | ...           | ...           | ...           | ...           | ...           | ...           | ...           | 39        |
| <b>7.7</b>           | <b>7.9</b>     | <b>7.6</b>    | <b>7.7</b>    | <b>7.7</b>    | <b>7.7</b>    | <b>7.6</b>    | <b>7.6</b>    | <b>7.7</b>    | <b>7.5</b>    | <b>7.6</b>    | <b>7.9</b>    | <b>.8</b>     | <b>40</b> |
| 792                  | 256            | 340           | 196           | 552           | 54            | 240           | 96            | 141           | 129           | 185           | 342           | 136           | 41        |
| 393                  | 124            | 172           | 96            | 255           | 26            | 137           | 67            | 70            | 50            | 95            | 149           | 99            | 42        |
| 284                  | 76             | 127           | 80            | 182           | 27            | 102           | 49            | 53            | 59            | 55            | 111           | 58            | 43        |
| 327                  | 77             | 158           | 92            | 208           | 15            | 119           | 40            | 77            | 41            | 57            | 167           | 61            | 44        |
| 284                  | 66             | 142           | 76            | 208           | 29            | 76            | 29            | 46            | 30            | 65            | 110           | 78            | 45        |
| 169                  | 45             | 94            | 30            | 116           | 11            | 53            | 34            | 19            | 12            | 31            | 82            | 43            | 46        |
| 155                  | 63             | 69            | 23            | 99            | 8             | 56            | 41            | 15            | 29            | 20            | 67            | 38            | 47        |
| 176                  | 50             | 84            | 41            | 135           | 22            | 41            | 21            | 20            | 29            | 26            | 63            | 58            | 48        |
| 187                  | 40             | 120           | 27            | 136           | 9             | 51            | 33            | 18            | 34            | 33            | 56            | 64            | 49        |
| 111                  | 25             | 71            | 16            | 83            | 4             | 28            | 17            | 12            | 22            | 12            | 32            | 44            | 50        |
| 118                  | 33             | 73            | 11            | 83            | 2             | 34            | 21            | 9             | 16            | 5             | 32            | 64            | 51        |
| 77                   | 17             | 51            | 9             | 59            | —             | 18            | 9             | 9             | 7             | 8             | 12            | 49            | 52        |
| 34                   | 7              | 25            | 2             | 24            | —             | 11            | 8             | 2             | 5             | 2             | 2             | 26            | 53        |
| 10                   | 1              | 6             | 3             | 6             | —             | 4             | 1             | 3             | 3             | 1             | 2             | 4             | 54        |
| 27                   | 6              | 19            | 2             | 17            | —             | 10            | 7             | 2             | 2             | 2             | 7             | 15            | 55        |
| <b>33 133</b>        | <b>28 208</b>  | <b>38 610</b> | <b>27 512</b> | <b>34 394</b> | <b>28 600</b> | <b>30 917</b> | <b>36 254</b> | <b>26 953</b> | <b>29 574</b> | <b>23 383</b> | <b>30 939</b> | <b>48 239</b> | <b>57</b> |
| 1 081                | 358            | 492           | 231           | 789           | 65            | 292           | 124           | 166           | 166           | 239           | 420           | 256           | 58        |
| 709                  | 187            | 378           | 144           | 459           | 35            | 250           | 139           | 109           | 111           | 133           | 254           | 211           | 59        |
| 614                  | 169            | 303           | 142           | 439           | 61            | 175           | 89            | 81            | 80            | 128           | 236           | 171           | 60        |
| 473                  | 106            | 249           | 118           | 303           | 32            | 170           | 84            | 86            | 74            | 65            | 195           | 139           | 61        |
| 81                   | 25             | 29            | 28            | 56            | 7             | 25            | 4             | 21            | 6             | 9             | 49            | 17            | 62        |
| 77                   | 18             | 40            | 19            | 54            | 7             | 23            | 10            | 13            | 8             | 11            | 37            | 22            | 63        |
| 107                  | 25             | 60            | 22            | 62            | —             | 45            | 23            | 22            | 26            | 13            | 46            | 22            | 64        |
| ...                  | ...            | ...           | ...           | ...           | ...           | ...           | ...           | ...           | ...           | ...           | ...           | ...           | 65        |
| <b>34</b>            | <b>29</b>      | <b>35</b>     | <b>37</b>     | <b>33</b>     | <b>41</b>     | <b>36</b>     | <b>36</b>     | <b>35</b>     | <b>32</b>     | <b>29</b>     | <b>36</b>     | <b>35</b>     | <b>66</b> |

---

This page left blank to preserve table order.

---

This page left blank to preserve table order.

**Table 7-17. Rooms in Unit by Household and Unit Size, Income, and Costs—Occupied Units With Elderly Householder**

[Numbers in thousands. Consistent with the 1990 Census. ... means not applicable or sample too small. — means zero or rounds to zero]

| Characteristics   | Occupied units |               |               |               |                 |              |               |               |               |                 |
|---|----------------|---------------|---------------|---------------|-----------------|--------------|---------------|---------------|---------------|-----------------|
|   | Total          | Rooms         |               |               |                 | Bedrooms     |               |               |               |                 |
|   |                | 1 and 2 rooms | 3 and 4 rooms | 5 and 6 rooms | 7 rooms or more | No rooms     | 1 room        | 2 rooms       | 3 rooms       | 4 rooms or more |
| <b>Total</b> .....  | <b>21 423</b>  | <b>230</b>    | <b>5 808</b>  | <b>10 399</b> | <b>4 986</b>    | <b>129</b>   | <b>2 655</b>  | <b>6 815</b>  | <b>8 940</b>  | <b>2 883</b>    |
| <b>Persons</b>  |                |               |               |               |                 |              |               |               |               |                 |
| 1 person .....  | 9 622          | 212           | 3 938         | 4 179         | 1 294           | 122          | 2 171         | 3 469         | 3 172         | 688             |
| 2 persons .....   | 9 686          | 16            | 1 693         | 5 107         | 2 870           | 6            | 462           | 3 007         | 4 691         | 1 520           |
| 3 persons .....   | 1 268          | 3             | 128           | 668           | 469             | —            | 18            | 244           | 674           | 333             |
| 4 persons .....   | 468            | —             | 31            | 263           | 173             | —            | 4             | 70            | 248           | 146             |
| 5 persons .....   | 196            | —             | 11            | 105           | 80              | —            | —             | 14            | 83            | 99              |
| 6 persons .....   | 113            | —             | 4             | 45            | 64              | —            | —             | 4             | 52            | 57              |
| 7 persons or more .....   | 69             | —             | 4             | 31            | 35              | —            | 1             | 7             | 20            | 41              |
| <b>Rooms</b>  |                |               |               |               |                 |              |               |               |               |                 |
| 1 room .....  | 62             | —             | —             | —             | —               | 62           | —             | —             | —             | —               |
| 2 rooms .....   | 168            | —             | —             | —             | —               | 62           | 107           | —             | —             | —               |
| 3 rooms .....   | 1 989          | —             | —             | —             | —               | 5            | 1 953         | 30            | —             | —               |
| 4 rooms .....   | 3 819          | —             | —             | —             | —               | —            | 476           | 3 336         | 7             | —               |
| 5 rooms .....   | 5 377          | —             | —             | —             | —               | —            | 81            | 2 405         | 2 891         | —               |
| 6 rooms .....   | 5 021          | —             | —             | —             | —               | —            | 29            | 814           | 3 768         | 410             |
| 7 rooms .....   | 2 714          | —             | —             | —             | —               | —            | 10            | 1 649         | 1 649         | 892             |
| 8 rooms .....   | 1 408          | —             | —             | —             | —               | —            | —             | 43            | 444           | 920             |
| 9 rooms .....   | 492            | —             | —             | —             | —               | —            | —             | 13            | 112           | 367             |
| 10 rooms or more .....  | 372            | —             | —             | —             | —               | —            | —             | 9             | 69            | 294             |
| <b>Bedrooms</b>   |                |               |               |               |                 |              |               |               |               |                 |
| None .....  | 129            | 123           | 5             | —             | —               | —            | —             | —             | —             | —               |
| 1 .....   | 2 655          | 107           | 2 429         | 110           | 10              | —            | —             | —             | —             | —               |
| 2 .....   | 6 815          | —             | 3 367         | 3 219         | 230             | —            | —             | —             | —             | —               |
| 3 .....   | 8 940          | —             | 7             | 6 659         | 2 274           | —            | —             | —             | —             | —               |
| 4 or more .....   | 2 883          | —             | —             | 410           | 2 473           | —            | —             | —             | —             | —               |
| <b>Complete Bathrooms</b>   |                |               |               |               |                 |              |               |               |               |                 |
| None .....  | 169            | 31            | 71            | 51            | 16              | —            | —             | —             | —             | —               |
| 1 .....   | 9 221          | 197           | 4 340         | 4 120         | 564             | 104          | 2 386         | 3 659         | 2 644         | 427             |
| 1 and one-half .....  | 4 098          | 2             | 556           | 2 426         | 1 114           | 1            | 161           | 1 092         | 2 311         | 533             |
| 2 or more .....   | 7 935          | —             | 841           | 3 801         | 3 293           | —            | 65            | 2 008         | 3 953         | 1 909           |
| <b>Lot Size<sup>1</sup></b>   |                |               |               |               |                 |              |               |               |               |                 |
| Less than one-eighth acre .....   | 2 505          | 10            | 650           | 1 417         | 429             | 3            | 160           | 1 009         | 1 069         | 265             |
| One-eighth up to one-quarter acre .....   | 5 320          | 7             | 906           | 3 014         | 1 393           | —            | 204           | 1 622         | 2 682         | 813             |
| One-quarter up to one-half acre .....   | 2 524          | 3             | 256           | 1 410         | 855             | —            | 59            | 610           | 1 388         | 467             |
| One-half up to one acre .....   | 2 190          | —             | 281           | 1 085         | 824             | 1            | 53            | 504           | 1 174         | 458             |
| 1 up to 5 acres .....   | 2 833          | 6             | 421           | 1 573         | 832             | 5            | 68            | 823           | 1 428         | 508             |
| 5 up to 10 acres .....  | 494            | —             | 72            | 267           | 154             | —            | 19            | 116           | 256           | 103             |
| 10 acres or more .....  | 942            | 4             | 110           | 486           | 341             | 2            | 29            | 208           | 489           | 213             |
| <b>Median</b> .....   | <b>.31</b>     | <b>...</b>    | <b>.22</b>    | <b>.28</b>    | <b>.42</b>      | <b>...</b>   | <b>.21</b>    | <b>.24</b>    | <b>.34</b>    | <b>.43</b>      |
| <b>Income of Families and Primary Individuals</b>                                   |                |               |               |               |                 |              |               |               |               |                 |
| Less than \$5,000 .....   | 1 823          | 59            | 584           | 860           | 320             | 31           | 310           | 629           | 661           | 192             |
| \$5,000 to \$9,999 .....  | 3 186          | 76            | 1 441         | 1 353         | 316             | 36           | 782           | 1 154         | 993           | 222             |
| \$10,000 to \$14,999 .....  | 3 401          | 46            | 1 236         | 1 622         | 498             | 26           | 613           | 1 271         | 1 175         | 317             |
| \$15,000 to \$19,999 .....  | 2 441          | 18            | 746           | 1 300         | 377             | 17           | 298           | 900           | 1 038         | 189             |
| \$20,000 to \$24,999 .....  | 2 049          | 5             | 514           | 1 088         | 442             | 1            | 198           | 722           | 908           | 221             |
| \$25,000 to \$29,999 .....  | 1 712          | 7             | 327           | 928           | 450             | 6            | 125           | 485           | 823           | 273             |
| \$30,000 to \$34,999 .....  | 1 369          | 4             | 241           | 767           | 358             | 2            | 87            | 349           | 703           | 228             |
| \$35,000 to \$39,999 .....  | 909            | 2             | 151           | 505           | 252             | 2            | 41            | 261           | 461           | 144             |
| \$40,000 to \$49,999 .....  | 1 317          | 2             | 201           | 640           | 474             | 2            | 60            | 336           | 668           | 251             |
| \$50,000 to \$59,999 .....  | 885            | 2             | 103           | 436           | 344             | 2            | 39            | 224           | 416           | 204             |
| \$60,000 to \$79,999 .....  | 975            | —             | 104           | 447           | 425             | —            | 50            | 230           | 478           | 217             |
| \$80,000 to \$99,999 .....  | 411            | 2             | 42            | 152           | 216             | —            | 4             | 95            | 181           | 131             |
| \$100,000 to \$119,999 .....  | 355            | 7             | 48            | 113           | 187             | 2            | 19            | 62            | 170           | 102             |
| \$120,000 or more .....   | 589            | —             | 72            | 188           | 328             | 1            | 29            | 100           | 265           | 194             |
| <b>Median</b> .....   | <b>19 713</b>  | <b>8 699</b>  | <b>13 556</b> | <b>20 292</b> | <b>31 263</b>   | <b>9 649</b> | <b>11 924</b> | <b>16 969</b> | <b>23 321</b> | <b>30 626</b>   |
| <b>Monthly Housing Costs</b>  |                |               |               |               |                 |              |               |               |               |                 |
| Less than \$100 .....   | 635            | 16            | 332           | 262           | 26              | 8            | 143           | 294           | 170           | 19              |
| \$100 to \$199 .....  | 4 235          | 36            | 1 323         | 2 391         | 484             | 19           | 512           | 1 585         | 1 815         | 304             |
| \$200 to \$249 .....  | 2 705          | 18            | 528           | 1 622         | 538             | 10           | 232           | 773           | 1 398         | 292             |
| \$250 to \$299 .....  | 2 336          | 8             | 515           | 1 192         | 620             | 5            | 209           | 661           | 1 128         | 332             |
| \$300 to \$349 .....  | 1 760          | 11            | 401           | 838           | 509             | 5            | 171           | 519           | 768           | 296             |
| \$350 to \$399 .....  | 1 381          | 15            | 366           | 620           | 379             | 14           | 167           | 423           | 586           | 191             |
| \$400 to \$449 .....  | 1 207          | 18            | 319           | 501           | 368             | 10           | 157           | 353           | 474           | 212             |
| \$450 to \$499 .....  | 922            | 24            | 279           | 356           | 263             | 20           | 146           | 295           | 307           | 154             |
| \$500 to \$599 .....  | 1 547          | 22            | 501           | 656           | 369             | 6            | 298           | 482           | 545           | 217             |
| \$600 to \$699 .....  | 1 029          | 16            | 368           | 397           | 248             | 11           | 192           | 320           | 368           | 138             |
| \$700 to \$799 .....  | 780            | 12            | 243           | 348           | 177             | 4            | 133           | 255           | 288           | 100             |
| \$800 to \$999 .....  | 888            | 9             | 229           | 385           | 266             | 4            | 98            | 288           | 322           | 176             |
| \$1,000 to \$1,249 .....  | 583            | 3             | 98            | 260           | 221             | 1            | 55            | 155           | 215           | 156             |
| \$1,250 to \$1,499 .....  | 349            | 4             | 31            | 150           | 163             | 2            | 20            | 88            | 145           | 94              |
| \$1,500 or more .....   | 643            | 4             | 136           | 212           | 290             | 3            | 61            | 153           | 267           | 160             |
| No cash rent .....  | 423            | 13            | 138           | 207           | 64              | 6            | 60            | 171           | 145           | 42              |
| <b>Median (excludes no cash rent)</b> .....   | <b>317</b>     | <b>411</b>    | <b>317</b>    | <b>284</b>    | <b>387</b>      | <b>402</b>   | <b>359</b>    | <b>301</b>    | <b>295</b>    | <b>396</b>      |
| <b>Median Monthly Housing Costs for Owners</b>                                      |                |               |               |               |                 |              |               |               |               |                 |
| Monthly costs including all mortgages plus maintenance costs .....                  | 315            | 100-          | 256           | 292           | 419             | ...          | 269           | 281           | 313           | 428             |
| Monthly costs excluding second and subsequent mortgages and maintenance costs ..... | 292            | 100-          | 240           | 271           | 385             | ...          | 256           | 261           | 289           | 391             |

**Table 7-17. Rooms in Unit by Household and Unit Size, Income, and Costs—Occupied Units With Elderly Householder—Con.**

[Numbers in thousands. Consistent with the 1990 Census. ... means not applicable or sample too small. — means zero or rounds to zero]

| Characteristics              | Occupied units |               |               |               |                 |            |               |               |                |                 |
|------------------------------|----------------|---------------|---------------|---------------|-----------------|------------|---------------|---------------|----------------|-----------------|
|                              | Total          | Rooms         |               |               |                 | Bedrooms   |               |               |                |                 |
|                              |                | 1 and 2 rooms | 3 and 4 rooms | 5 and 6 rooms | 7 rooms or more | No rooms   | 1 room        | 2 rooms       | 3 rooms        | 4 rooms or more |
| <b>OWNER OCCUPIED UNITS</b>  |                |               |               |               |                 |            |               |               |                |                 |
| <b>Total</b> .....           | <b>17 196</b>  | <b>18</b>     | <b>2 920</b>  | <b>9 418</b>  | <b>4 841</b>    | <b>13</b>  | <b>659</b>    | <b>5 310</b>  | <b>8 438</b>   | <b>2 777</b>    |
| <b>Value</b>                 |                |               |               |               |                 |            |               |               |                |                 |
| Less than \$10,000 .....     | 490            | 4             | 307           | 152           | 27              | 3          | 51            | 310           | 108            | 17              |
| \$10,000 to \$19,999 .....   | 497            | 2             | 228           | 236           | 30              | —          | 56            | 269           | 159            | 13              |
| \$20,000 to \$29,999 .....   | 482            | 1             | 198           | 235           | 48              | 1          | 49            | 255           | 140            | 37              |
| \$30,000 to \$39,999 .....   | 683            | —             | 201           | 423           | 59              | —          | 37            | 306           | 307            | 33              |
| \$40,000 to \$49,999 .....   | 916            | 2             | 222           | 610           | 82              | 2          | 66            | 386           | 406            | 56              |
| \$50,000 to \$59,999 .....   | 1 087          | 2             | 295           | 626           | 163             | 2          | 76            | 477           | 440            | 91              |
| \$60,000 to \$69,999 .....   | 1 201          | —             | 267           | 741           | 193             | —          | 47            | 456           | 553            | 146             |
| \$70,000 to \$79,999 .....   | 1 330          | —             | 221           | 874           | 235             | —          | 48            | 489           | 677            | 115             |
| \$80,000 to \$99,999 .....   | 2 324          | 3             | 303           | 1 480         | 538             | 1          | 72            | 623           | 1 364          | 264             |
| \$100,000 to \$119,999 ..... | 1 784          | —             | 221           | 1 019         | 544             | —          | 39            | 482           | 983            | 281             |
| \$120,000 to \$149,999 ..... | 1 883          | 2             | 204           | 1 054         | 623             | 2          | 45            | 396           | 1 100          | 340             |
| \$150,000 to \$199,999 ..... | 1 925          | —             | 122           | 979           | 824             | —          | 34            | 415           | 1 017          | 458             |
| \$200,000 to \$249,999 ..... | 941            | —             | 48            | 400           | 493             | —          | 10            | 160           | 481            | 290             |
| \$250,000 to \$299,999 ..... | 606            | —             | 30            | 274           | 302             | —          | 22            | 101           | 296            | 187             |
| \$300,000 or more .....      | 1 045          | —             | 53            | 313           | 679             | —          | 5             | 186           | 406            | 448             |
| <b>Median</b> .....          | <b>96 442</b>  | <b>...</b>    | <b>60 328</b> | <b>90 956</b> | <b>144 105</b>  | <b>...</b> | <b>59 125</b> | <b>74 008</b> | <b>101 301</b> | <b>149 576</b>  |

<sup>1</sup>Does not include multiunits, cooperatives, or condominiums.

**Table 7-18. Square Footage by Household and Unit Size, Income, and Costs—Occupied Units With Elderly Householder**

[Numbers in thousands. Consistent with the 1990 Census. .... means not applicable or sample too small. – means zero or rounds to zero]

| Characteristics   | Size of occupied detached 1-family homes and 1-family mobile homes |                           |                        |                          |                          |                          |                          |               |              |
|---|--|---------------------------|------------------------|--------------------------|--------------------------|--------------------------|--------------------------|---------------|--------------|
|   | Total  | Less than 500 square feet | 500 to 999 square feet | 1000 to 1499 square feet | 1500 to 1999 square feet | 2000 to 2499 square feet | 2500 square feet or more | Not reported  | Median       |
| <b>Total</b> .....  | <b>16 077</b>  | <b>225</b>                | <b>1 806</b>           | <b>4 256</b>             | <b>3 506</b>             | <b>2 271</b>             | <b>2 734</b>             | <b>1 278</b>  | <b>1 659</b> |
| <b>Persons</b>  |  |                           |                        |                          |                          |                          |                          |               |              |
| 1 person .....  | 6 204  | 144                       | 988                    | 1 732                    | 1 193                    | 746                      | 779                      | 624           | 1 479        |
| 2 persons .....   | 8 054  | 60                        | 681                    | 2 044                    | 1 930                    | 1 264                    | 1 574                    | 501           | 1 757        |
| 3 persons .....   | 1 095  | 8                         | 90                     | 297                      | 236                      | 150                      | 232                      | 82            | 1 735        |
| 4 persons .....   | 402  | 13                        | 30                     | 95                       | 87                       | 56                       | 79                       | 42            | 1 740        |
| 5 persons .....   | 163  | –                         | 7                      | 51                       | 29                       | 27                       | 37                       | 12            | 1 791        |
| 6 persons .....   | 98   | –                         | 4                      | 25                       | 19                       | 22                       | 14                       | 14            | 1 842        |
| 7 persons or more .....   | 60   | –                         | 6                      | 12                       | 12                       | 7                        | 19                       | 5             | 1 928        |
| <b>Rooms</b>  |  |                           |                        |                          |                          |                          |                          |               |              |
| 1 room .....  | 4  | 4                         | –                      | –                        | –                        | –                        | –                        | –             | ...          |
| 2 rooms .....   | 17   | 10                        | 5                      | –                        | –                        | –                        | –                        | 2             | ...          |
| 3 rooms .....   | 249  | 60                        | 114                    | 32                       | 5                        | 6                        | –                        | 32            | 712          |
| 4 rooms .....   | 2 195  | 60                        | 846                    | 698                      | 223                      | 77                       | 80                       | 212           | 1 062        |
| 5 rooms .....   | 4 425  | 42                        | 546                    | 1 777                    | 955                      | 372                      | 362                      | 371           | 1 405        |
| 6 rooms .....   | 4 478  | 25                        | 232                    | 1 202                    | 1 362                    | 658                      | 670                      | 329           | 1 726        |
| 7 rooms .....   | 2 523  | 16                        | 40                     | 391                      | 660                      | 588                      | 650                      | 178           | 2 056        |
| 8 rooms .....   | 1 360  | 4                         | 18                     | 118                      | 218                      | 412                      | 504                      | 87            | 2 339        |
| 9 rooms .....   | 478  | 1                         | 5                      | 21                       | 55                       | 110                      | 250                      | 35            | 2500+        |
| 10 rooms or more .....  | 348  | 2                         | –                      | 18                       | 28                       | 49                       | 218                      | 33            | 2500+        |
| <b>Bedrooms</b>   |  |                           |                        |                          |                          |                          |                          |               |              |
| None .....  | 12   | 7                         | 2                      | –                        | –                        | 1                        | –                        | 1             | ...          |
| 1 .....   | 483  | 75                        | 191                    | 90                       | 29                       | 19                       | 22                       | 57            | 862          |
| 2 .....   | 4 605  | 76                        | 1 038                  | 1 598                    | 788                      | 369                      | 318                      | 418           | 1 306        |
| 3 .....   | 8 228  | 53                        | 520                    | 2 250                    | 2 210                    | 1 222                    | 1 384                    | 589           | 1 725        |
| 4 or more .....   | 2 749  | 14                        | 54                     | 319                      | 480                      | 660                      | 1 010                    | 213           | 2 304        |
| <b>Complete Bathrooms</b>   |  |                           |                        |                          |                          |                          |                          |               |              |
| None .....  | 121  | 28                        | 32                     | 37                       | 7                        | 3                        | 7                        | 7             | 952          |
| 1 .....   | 5 761  | 139                       | 1 269                  | 1 998                    | 927                      | 441                      | 445                      | 543           | 1 301        |
| 1 and one-half .....  | 3 478  | 32                        | 228                    | 987                      | 843                      | 509                      | 571                      | 309           | 1 700        |
| 2 or more .....   | 6 716  | 27                        | 277                    | 1 234                    | 1 730                    | 1 318                    | 1 712                    | 419           | 1 965        |
| <b>Lot Size<sup>1</sup></b>   |  |                           |                        |                          |                          |                          |                          |               |              |
| Less than one-eighth acre .....   | 2 206  | 37                        | 415                    | 620                      | 418                      | 242                      | 249                      | 224           | 1 434        |
| One-eighth up to one-quarter acre .....   | 5 020  | 85                        | 558                    | 1 434                    | 1 174                    | 660                      | 684                      | 425           | 1 594        |
| One-quarter up to one-half acre .....   | 2 435  | 20                        | 159                    | 684                      | 549                      | 388                      | 494                      | 142           | 1 759        |
| One-half up to one acre .....   | 2 148  | 17                        | 190                    | 504                      | 489                      | 335                      | 455                      | 157           | 1 790        |
| 1 up to 5 acres .....   | 2 767  | 38                        | 318                    | 660                      | 581                      | 418                      | 556                      | 196           | 1 732        |
| 5 up to 10 acres .....  | 487  | 14                        | 64                     | 105                      | 119                      | 73                       | 80                       | 32            | 1 685        |
| 10 acres or more .....  | 925  | 14                        | 93                     | 215                      | 161                      | 146                      | 208                      | 87            | 1 799        |
| <b>Median</b> .....   | <b>.33</b>   | <b>.24</b>                | <b>.23</b>             | <b>.27</b>               | <b>.32</b>               | <b>.40</b>               | <b>.47</b>               | <b>.25</b>    | <b>...</b>   |
| <b>Income of Families and Primary Individuals</b>                                   |  |                           |                        |                          |                          |                          |                          |               |              |
| Less than \$5,000 .....   | 1 221  | 50                        | 152                    | 342                      | 233                      | 158                      | 168                      | 119           | 1 516        |
| \$5,000 to \$9,999 .....  | 2 110  | 57                        | 463                    | 588                      | 363                      | 160                      | 222                      | 257           | 1 346        |
| \$10,000 to \$14,999 .....  | 2 383  | 33                        | 390                    | 738                      | 448                      | 284                      | 283                      | 208           | 1 451        |
| \$15,000 to \$19,999 .....  | 1 823  | 27                        | 221                    | 567                      | 402                      | 235                      | 210                      | 160           | 1 520        |
| \$20,000 to \$24,999 .....  | 1 578  | 13                        | 154                    | 490                      | 351                      | 189                      | 265                      | 115           | 1 606        |
| \$25,000 to \$29,999 .....  | 1 365  | 11                        | 123                    | 358                      | 347                      | 219                      | 217                      | 90            | 1 709        |
| \$30,000 to \$34,999 .....  | 1 149  | 4                         | 70                     | 287                      | 309                      | 195                      | 208                      | 76            | 1 784        |
| \$35,000 to \$39,999 .....  | 746  | 7                         | 47                     | 202                      | 217                      | 105                      | 131                      | 37            | 1 727        |
| \$40,000 to \$49,999 .....  | 1 071  | 3                         | 83                     | 227                      | 262                      | 186                      | 238                      | 73            | 1 855        |
| \$50,000 to \$59,999 .....  | 737  | 14                        | 39                     | 166                      | 174                      | 134                      | 177                      | 33            | 1 883        |
| \$60,000 to \$79,999 .....  | 786  | –                         | 34                     | 143                      | 174                      | 182                      | 213                      | 40            | 2 061        |
| \$80,000 to \$99,999 .....  | 345  | 2                         | 11                     | 55                       | 74                       | 60                       | 118                      | 24            | 2 151        |
| \$100,000 to \$119,999 .....  | 302  | 4                         | 13                     | 39                       | 61                       | 59                       | 105                      | 21            | 2 198        |
| \$120,000 or more .....   | 461  | –                         | 8                      | 54                       | 90                       | 104                      | 180                      | 25            | 2 317        |
| <b>Median</b> .....   | <b>21 589</b>  | <b>10 867</b>             | <b>13 699</b>          | <b>19 055</b>            | <b>24 376</b>            | <b>27 479</b>            | <b>30 065</b>            | <b>16 740</b> | <b>...</b>   |
| <b>Monthly Housing Costs</b>  |  |                           |                        |                          |                          |                          |                          |               |              |
| Less than \$100 .....   | 483  | 43                        | 138                    | 152                      | 68                       | 23                       | 20                       | 39            | 1 135        |
| \$100 to \$199 .....  | 3 551  | 73                        | 587                    | 1 304                    | 741                      | 295                      | 332                      | 219           | 1 386        |
| \$200 to \$249 .....  | 2 351  | 23                        | 227                    | 723                      | 593                      | 295                      | 302                      | 187           | 1 592        |
| \$250 to \$299 .....  | 1 929  | 17                        | 198                    | 480                      | 484                      | 310                      | 312                      | 128           | 1 712        |
| \$300 to \$349 .....  | 1 361  | 12                        | 120                    | 330                      | 303                      | 231                      | 253                      | 111           | 1 768        |
| \$350 to \$399 .....  | 1 011  | 9                         | 110                    | 194                      | 215                      | 175                      | 213                      | 95            | 1 837        |
| \$400 to \$449 .....  | 896  | 7                         | 82                     | 177                      | 157                      | 193                      | 208                      | 71            | 1 965        |
| \$450 to \$499 .....  | 595  | 4                         | 53                     | 126                      | 129                      | 90                       | 142                      | 51            | 1 845        |
| \$500 to \$599 .....  | 946  | 5                         | 86                     | 216                      | 212                      | 108                      | 203                      | 116           | 1 754        |
| \$600 to \$699 .....  | 576  | 10                        | 39                     | 145                      | 107                      | 110                      | 112                      | 52            | 1 817        |
| \$700 to \$799 .....  | 410  | 2                         | 21                     | 71                       | 103                      | 88                       | 98                       | 26            | 1 971        |
| \$800 to \$999 .....  | 550  | 6                         | 41                     | 88                       | 120                      | 101                      | 143                      | 51            | 1 980        |
| \$1,000 to \$1,249 .....  | 397  | 2                         | 25                     | 61                       | 83                       | 89                       | 99                       | 39            | 2 047        |
| \$1,250 to \$1,499 .....  | 249  | 2                         | 1                      | 35                       | 48                       | 52                       | 85                       | 26            | 2 243        |
| \$1,500 or more .....   | 449  | 2                         | 15                     | 47                       | 87                       | 84                       | 179                      | 35            | 2 332        |
| No cash rent .....  | 324  | 7                         | 62                     | 107                      | 56                       | 27                       | 31                       | 34            | 1 358        |
| <b>Median (excludes no cash rent)</b> .....   | <b>289</b>   | <b>191</b>                | <b>232</b>             | <b>243</b>               | <b>283</b>               | <b>343</b>               | <b>381</b>               | <b>323</b>    | <b>1500+</b> |
| <b>Median Monthly Housing Costs for Owners</b>                                      |  |                           |                        |                          |                          |                          |                          |               |              |
| Monthly costs including all mortgages plus maintenance costs .....                  | 306  | 193                       | 242                    | 258                      | 300                      | 370                      | 407                      | 330           | ...          |
| Monthly costs excluding second and subsequent mortgages and maintenance costs ..... | 284  | 181                       | 223                    | 238                      | 281                      | 342                      | 377                      | 312           | ...          |

Table 7-18. **Square Footage by Household and Unit Size, Income, and Costs—Occupied Units With Elderly Householder—Con.**

[Numbers in thousands. **Consistent with the 1990 Census.** ... means not applicable or sample too small. – means zero or rounds to zero]

| Characteristics              | Size of occupied detached 1-family homes and 1-family mobile homes |                           |                        |                          |                          |                          |                          |               |              |
|------------------------------|--|---------------------------|------------------------|--------------------------|--------------------------|--------------------------|--------------------------|---------------|--------------|
|                              | Total  | Less than 500 square feet | 500 to 999 square feet | 1000 to 1499 square feet | 1500 to 1999 square feet | 2000 to 2499 square feet | 2500 square feet or more | Not reported  | Median       |
| <b>OWNER OCCUPIED UNITS</b>  |  |                           |                        |                          |                          |                          |                          |               |              |
| <b>Total</b> .....           | <b>15 203</b>  | <b>189</b>                | <b>1 606</b>           | <b>4 000</b>             | <b>3 381</b>             | <b>2 221</b>             | <b>2 649</b>             | <b>1 156</b>  | <b>1 682</b> |
| <b>Value</b>                 |  |                           |                        |                          |                          |                          |                          |               |              |
| Less than \$10,000 .....     | 472  | 29                        | 262                    | 95                       | 28                       | 17                       | 13                       | 28            | 869          |
| \$10,000 to \$19,999 .....   | 461  | 13                        | 180                    | 133                      | 64                       | 15                       | 17                       | 39            | 1 067        |
| \$20,000 to \$29,999 .....   | 435  | 34                        | 127                    | 136                      | 58                       | 17                       | 40                       | 23            | 1 167        |
| \$30,000 to \$39,999 .....   | 598  | 13                        | 125                    | 224                      | 113                      | 31                       | 47                       | 45            | 1 308        |
| \$40,000 to \$49,999 .....   | 816  | 14                        | 124                    | 321                      | 168                      | 65                       | 81                       | 42            | 1 386        |
| \$50,000 to \$59,999 .....   | 899  | 7                         | 92                     | 339                      | 212                      | 90                       | 97                       | 63            | 1 472        |
| \$60,000 to \$69,999 .....   | 1 048  | 14                        | 124                    | 345                      | 255                      | 98                       | 113                      | 100           | 1 488        |
| \$70,000 to \$79,999 .....   | 1 151  | 9                         | 107                    | 387                      | 269                      | 143                      | 140                      | 95            | 1 546        |
| \$80,000 to \$99,999 .....   | 2 061  | 9                         | 181                    | 630                      | 542                      | 270                      | 274                      | 156           | 1 623        |
| \$100,000 to \$119,999 ..... | 1 553  | 5                         | 102                    | 358                      | 421                      | 268                      | 260                      | 138           | 1 787        |
| \$120,000 to \$149,999 ..... | 1 668  | 25                        | 85                     | 422                      | 412                      | 353                      | 258                      | 113           | 1 798        |
| \$150,000 to \$199,999 ..... | 1 725  | 5                         | 72                     | 303                      | 401                      | 391                      | 415                      | 139           | 2 016        |
| \$200,000 to \$249,999 ..... | 848  | 5                         | 2                      | 143                      | 182                      | 159                      | 287                      | 70            | 2 181        |
| \$250,000 to \$299,999 ..... | 538  | 5                         | 12                     | 66                       | 123                      | 113                      | 173                      | 46            | 2 179        |
| \$300,000 or more .....      | 929  | 3                         | 13                     | 99                       | 132                      | 190                      | 434                      | 58            | 2 496        |
| <b>Median</b> .....          | <b>96 698</b>  | <b>43 798</b>             | <b>48 815</b>          | <b>80 678</b>            | <b>99 280</b>            | <b>128 094</b>           | <b>148 266</b>           | <b>98 270</b> | <b>...</b>   |

<sup>1</sup>Does not include multiunits, cooperatives, or condominiums.



**Table 7-19. Detailed Tenure by Financial Characteristics – Occupied Units With Elderly Householder**

[Numbers in thousands. Consistent with the 1990 Census. ... means not applicable or sample too small. – means zero or rounds to zero]

| Characteristics   | Owner occupied |               |               |               |                  |               |               |               | Renter occupied |            |                                   |            |
|---|----------------|---------------|---------------|---------------|------------------|---------------|---------------|---------------|-----------------|------------|-----------------------------------|------------|
|   | With mortgage  |               |               |               | With no mortgage |               |               |               | All renters     |            | Unsubsidized renters <sup>1</sup> |            |
|   | Total          | Specified     | Not specified |               | Total            | Specified     | Not specified |               | Specified       | Other      | Specified                         | Other      |
|   |                |               | Condo or Coop | Other         |                  |               | Condo or Coop | Other         |                 |            |                                   |            |
| <b>Total</b> .....  | <b>3 786</b>   | <b>3 022</b>  | <b>322</b>    | <b>443</b>    | <b>13 410</b>    | <b>10 437</b> | <b>864</b>    | <b>2 109</b>  | <b>4 179</b>    | <b>48</b>  | <b>2 965</b>                      | <b>46</b>  |
| <b>Income of Families and Primary Individuals</b>                                   |                |               |               |               |                  |               |               |               |                 |            |                                   |            |
| Less than \$5,000 .....   | 212            | 165           | 21            | 26            | 1 113            | 818           | 64            | 231           | 494             | 4          | 319                               | 4          |
| \$5,000 to \$9,999 .....  | 276            | 221           | 16            | 38            | 1 759            | 1 318         | 64            | 377           | 1 139           | 13         | 615                               | 10         |
| \$10,000 to \$14,999 .....  | 350            | 291           | 30            | 29            | 2 109            | 1 630         | 113           | 366           | 930             | 13         | 633                               | 13         |
| \$15,000 to \$19,999 .....  | 317            | 246           | 19            | 51            | 1 638            | 1 266         | 98            | 274           | 487             | –          | 362                               | –          |
| \$20,000 to \$24,999 .....  | 346            | 260           | 46            | 40            | 1 367            | 1 079         | 95            | 192           | 325             | 12         | 278                               | 12         |
| \$25,000 to \$29,999 .....  | 327            | 250           | 29            | 47            | 1 152            | 890           | 97            | 165           | 230             | 2          | 215                               | 2          |
| \$30,000 to \$34,999 .....  | 275            | 211           | 21            | 43            | 935              | 824           | 40            | 71            | 159             | –          | 147                               | –          |
| \$35,000 to \$39,999 .....  | 239            | 196           | 16            | 26            | 575              | 449           | 46            | 80            | 94              | 2          | 91                                | 2          |
| \$40,000 to \$49,999 .....  | 330            | 258           | 31            | 42            | 878              | 706           | 61            | 111           | 109             | –          | 109                               | –          |
| \$50,000 to \$59,999 .....  | 270            | 216           | 21            | 33            | 564              | 434           | 63            | 86            | 52              | –          | 47                                | –          |
| \$60,000 to \$79,999 .....  | 345            | 280           | 29            | 36            | 557              | 432           | 51            | 74            | 74              | –          | 66                                | –          |
| \$80,000 to \$99,999 .....  | 160            | 136           | 12            | 12            | 222              | 179           | 11            | 32            | 29              | –          | 27                                | –          |
| \$100,000 to \$119,999 .....  | 107            | 93            | 8             | 6             | 237              | 190           | 35            | 13            | 11              | –          | 11                                | –          |
| \$120,000 or more .....   | 234            | 198           | 21            | 15            | 304              | 223           | 45            | 37            | 48              | 2          | 46                                | 2          |
| <b>Median</b> .....   | <b>31 217</b>  | <b>31 821</b> | <b>29 889</b> | <b>29 021</b> | <b>20 317</b>    | <b>20 863</b> | <b>24 875</b> | <b>16 490</b> | <b>12 453</b>   | <b>...</b> | <b>14 336</b>                     | <b>...</b> |
| <b>Monthly Housing Costs</b>  |                |               |               |               |                  |               |               |               |                 |            |                                   |            |
| Less than \$100 .....   | 15             | 6             | 2             | 7             | 533              | 338           | 48            | 147           | 87              | –          | 30                                | –          |
| \$100 to \$199 .....  | 123            | 100           | 3             | 20            | 3 640            | 2 887         | 114           | 638           | 472             | –          | 97                                | –          |
| \$200 to \$249 .....  | 163            | 138           | 7             | 18            | 2 339            | 1 949         | 85            | 305           | 203             | –          | 69                                | –          |
| \$250 to \$299 .....  | 159            | 143           | –             | 16            | 1 958            | 1 578         | 152           | 228           | 211             | 7          | 101                               | 5          |
| \$300 to \$349 .....  | 220            | 175           | 16            | 29            | 1 306            | 1 028         | 111           | 167           | 229             | 5          | 127                               | 5          |
| \$350 to \$399 .....  | 166            | 147           | 2             | 17            | 954              | 677           | 101           | 177           | 258             | 2          | 180                               | 2          |
| \$400 to \$449 .....  | 183            | 153           | 16            | 14            | 763              | 590           | 43            | 130           | 261             | –          | 191                               | –          |
| \$450 to \$499 .....  | 198            | 152           | 17            | 29            | 459              | 359           | 49            | 52            | 265             | –          | 209                               | –          |
| \$500 to \$599 .....  | 453            | 346           | 49            | 57            | 566              | 406           | 46            | 114           | 528             | –          | 433                               | –          |
| \$600 to \$699 .....  | 333            | 259           | 44            | 30            | 321              | 223           | 33            | 66            | 373             | 2          | 331                               | 2          |
| \$700 to \$799 .....  | 307            | 233           | 31            | 43            | 161              | 108           | 33            | 20            | 310             | 2          | 267                               | 2          |
| \$800 to \$999 .....  | 452            | 363           | 44            | 45            | 158              | 110           | 17            | 30            | 279             | –          | 272                               | –          |
| \$1,000 to \$1,249 .....  | 377            | 296           | 49            | 32            | 75               | 58            | 6             | 12            | 130             | –          | 119                               | –          |
| \$1,250 to \$1,499 .....  | 238            | 181           | 21            | 36            | 41               | 31            | 6             | 5             | 68              | 2          | 67                                | 2          |
| \$1,500 or more .....   | 399            | 329           | 20            | 50            | 135              | 97            | 21            | 18            | 107             | 2          | 91                                | 2          |
| No cash rent .....  | ...            | ...           | ...           | ...           | ...              | ...           | ...           | ...           | 398             | 25         | 380                               | 25         |
| <b>Median (excludes no cash rent)</b> .....   | <b>664</b>     | <b>658</b>    | <b>716</b>    | <b>648</b>    | <b>255</b>       | <b>251</b>    | <b>315</b>    | <b>244</b>    | <b>482</b>      | <b>...</b> | <b>566</b>                        | <b>...</b> |
| <b>Median Monthly Housing Costs for Owners</b>                                      |                |               |               |               |                  |               |               |               |                 |            |                                   |            |
| Monthly costs including all mortgages plus maintenance costs .....                  | 689            | 686           | 737           | 680           | 275              | 273           | 329           | 261           | ...             | ...        | ...                               | ...        |
| Monthly costs excluding second and subsequent mortgages and maintenance costs ..... | 661            | 654           | 716           | 645           | 255              | 251           | 315           | 244           | ...             | ...        | ...                               | ...        |
| <b>Monthly Housing Costs as Percent of Current Income<sup>2</sup></b>               |                |               |               |               |                  |               |               |               |                 |            |                                   |            |
| Less than 5 percent .....   | 119            | 99            | 10            | 11            | 920              | 674           | 94            | 152           | 41              | 2          | 36                                | 2          |
| 5 to 9 percent .....  | 374            | 327           | 16            | 31            | 2 839            | 2 286         | 183           | 370           | 85              | –          | 58                                | –          |
| 10 to 14 percent .....  | 451            | 364           | 42            | 45            | 2 611            | 2 125         | 136           | 349           | 173             | –          | 112                               | –          |
| 15 to 19 percent .....  | 446            | 364           | 32            | 50            | 1 907            | 1 510         | 129           | 268           | 268             | 2          | 190                               | 2          |
| 20 to 24 percent .....  | 353            | 284           | 37            | 31            | 1 226            | 979           | 49            | 197           | 268             | –          | 161                               | –          |
| 25 to 29 percent .....  | 345            | 268           | 36            | 41            | 824              | 629           | 64            | 131           | 455             | –          | 195                               | –          |
| 30 to 34 percent .....  | 241            | 195           | 12            | 34            | 529              | 394           | 38            | 97            | 403             | 4          | 229                               | 4          |
| 35 to 39 percent .....  | 227            | 168           | 24            | 35            | 471              | 332           | 25            | 113           | 278             | 2          | 196                               | –          |
| 40 to 49 percent .....  | 313            | 256           | 17            | 40            | 476              | 355           | 29            | 92            | 406             | 7          | 326                               | 7          |
| 50 to 59 percent .....  | 173            | 129           | 23            | 21            | 202              | 147           | 13            | 42            | 275             | –          | 219                               | –          |
| 60 to 69 percent .....  | 143            | 101           | 30            | 12            | 156              | 95            | 11            | 50            | 176             | 2          | 145                               | 2          |
| 70 to 99 percent .....  | 183            | 151           | 9             | 24            | 216              | 157           | 17            | 42            | 354             | –          | 278                               | –          |
| 100 percent or more <sup>3</sup> .....  | 336            | 250           | 33            | 53            | 679              | 482           | 54            | 142           | 497             | 2          | 365                               | 2          |
| Zero or negative income .....   | 83             | 67            | 3             | 13            | 355              | 272           | 20            | 63            | 100             | –          | 75                                | –          |
| No cash rent .....  | ...            | ...           | ...           | ...           | ...              | ...           | ...           | ...           | 398             | 25         | 380                               | 25         |
| <b>Median (excludes 2 previous lines)</b> .....                                     | <b>27</b>      | <b>26</b>     | <b>28</b>     | <b>31</b>     | <b>15</b>        | <b>15</b>     | <b>15</b>     | <b>18</b>     | <b>38</b>       | <b>...</b> | <b>42</b>                         | <b>...</b> |
| <b>Median (excludes 3 lines before medians)</b> .....                               | <b>24</b>      | <b>24</b>     | <b>26</b>     | <b>27</b>     | <b>15</b>        | <b>14</b>     | <b>14</b>     | <b>16</b>     | <b>34</b>       | <b>...</b> | <b>37</b>                         | <b>...</b> |

**Table 7-19. Detailed Tenure by Financial Characteristics – Occupied Units With Elderly Householder – Con.**

[Numbers in thousands. Consistent with the 1990 Census. ... means not applicable or sample too small. – means zero or rounds to zero]

| Characteristics  | Owner occupied |                |                |               |                  |               |               |               | Renter occupied |       |                                   |       |
|--|----------------|----------------|----------------|---------------|------------------|---------------|---------------|---------------|-----------------|-------|-----------------------------------|-------|
|  | With mortgage  |                |                |               | With no mortgage |               |               |               | All renters     |       | Unsubsidized renters <sup>1</sup> |       |
|  | Total          | Specified      | Not specified  |               | Total            | Specified     | Not specified |               | Specified       | Other | Specified                         | Other |
|  |                |                | Condo or Coop  | Other         |                  |               | Condo or Coop | Other         |                 |       |                                   |       |
| <b>OWNER OCCUPIED UNITS</b>                            |                |                |                |               |                  |               |               |               |                 |       |                                   |       |
| <b>Total</b> .....                                     | <b>3 786</b>   | <b>3 022</b>   | <b>322</b>     | <b>443</b>    | <b>13 410</b>    | <b>10 437</b> | <b>864</b>    | <b>2 109</b>  | ...             | ...   | ...                               | ...   |
| <b>Value</b>   |                |                |                |               |                  |               |               |               |                 |       |                                   |       |
| Less than \$10,000 .....                               | 43             | 11             | –              | 33            | 447              | 93            | 5             | 350           | ...             | ...   | ...                               | ...   |
| \$10,000 to \$19,999 .....                             | 52             | 21             | 2              | 29            | 445              | 150           | 13            | 282           | ...             | ...   | ...                               | ...   |
| \$20,000 to \$29,999 .....                             | 78             | 21             | 15             | 42            | 404              | 258           | 12            | 134           | ...             | ...   | ...                               | ...   |
| \$30,000 to \$39,999 .....                             | 94             | 56             | 2              | 36            | 589              | 406           | 29            | 153           | ...             | ...   | ...                               | ...   |
| \$40,000 to \$49,999 .....                             | 171            | 130            | 5              | 36            | 745              | 564           | 54            | 127           | ...             | ...   | ...                               | ...   |
| \$50,000 to \$59,999 .....                             | 212            | 145            | 32             | 35            | 875              | 649           | 90            | 136           | ...             | ...   | ...                               | ...   |
| \$60,000 to \$69,999 .....                             | 269            | 212            | 24             | 33            | 932              | 748           | 53            | 131           | ...             | ...   | ...                               | ...   |
| \$70,000 to \$79,999 .....                             | 245            | 191            | 25             | 29            | 1 086            | 878           | 81            | 127           | ...             | ...   | ...                               | ...   |
| \$80,000 to \$99,999 .....                             | 488            | 417            | 42             | 30            | 1 836            | 1 585         | 110           | 141           | ...             | ...   | ...                               | ...   |
| \$100,000 to \$119,999 .....                           | 390            | 317            | 35             | 38            | 1 394            | 1 153         | 117           | 124           | ...             | ...   | ...                               | ...   |
| \$120,000 to \$149,999 .....                           | 431            | 367            | 50             | 14            | 1 452            | 1 255         | 94            | 104           | ...             | ...   | ...                               | ...   |
| \$150,000 to \$199,999 .....                           | 482            | 405            | 47             | 30            | 1 443            | 1 238         | 83            | 122           | ...             | ...   | ...                               | ...   |
| \$200,000 to \$249,999 .....                           | 261            | 232            | 22             | 6             | 680              | 576           | 39            | 65            | ...             | ...   | ...                               | ...   |
| \$250,000 to \$299,999 .....                           | 212            | 186            | 10             | 16            | 394              | 322           | 29            | 43            | ...             | ...   | ...                               | ...   |
| \$300,000 or more .....                                | 357            | 310            | 10             | 37            | 688              | 562           | 55            | 71            | ...             | ...   | ...                               | ...   |
| <b>Median</b> .....                                    | <b>112 301</b> | <b>119 335</b> | <b>107 945</b> | <b>63 396</b> | <b>92 880</b>    | <b>98 582</b> | <b>97 382</b> | <b>50 592</b> | ...             | ...   | ...                               | ...   |
| <b>Ratio of Value to Current Income</b>                |                |                |                |               |                  |               |               |               |                 |       |                                   |       |
| Less than 1.5 .....                                    | 587            | 394            | 50             | 143           | 1 942            | 1 020         | 136           | 786           | ...             | ...   | ...                               | ...   |
| 1.5 to 1.9 .....                                       | 361            | 293            | 27             | 41            | 887              | 710           | 61            | 117           | ...             | ...   | ...                               | ...   |
| 2.0 to 2.4 .....                                       | 338            | 276            | 30             | 33            | 910              | 704           | 74            | 131           | ...             | ...   | ...                               | ...   |
| 2.5 to 2.9 .....                                       | 292            | 221            | 37             | 34            | 959              | 774           | 66            | 120           | ...             | ...   | ...                               | ...   |
| 3.0 to 3.9 .....                                       | 455            | 377            | 40             | 38            | 1 520            | 1 237         | 128           | 155           | ...             | ...   | ...                               | ...   |
| 4.0 to 4.9 .....                                       | 396            | 354            | 17             | 26            | 1 273            | 1 059         | 82            | 131           | ...             | ...   | ...                               | ...   |
| 5.0 or more .....                                      | 1 274          | 1 041          | 117            | 116           | 5 563            | 4 660         | 297           | 605           | ...             | ...   | ...                               | ...   |
| Zero or negative income .....                          | 83             | 67             | 3              | 13            | 355              | 272           | 20            | 63            | ...             | ...   | ...                               | ...   |
| <b>Median</b> .....                                    | <b>3.6</b>     | <b>3.8</b>     | <b>3.4</b>     | <b>2.5</b>    | <b>4.2</b>       | <b>4.6</b>    | <b>3.7</b>    | <b>2.5</b>    | ...             | ...   | ...                               | ...   |
| <b>Average Monthly Cost Paid for Real Estate Taxes</b> |                |                |                |               |                  |               |               |               |                 |       |                                   |       |
| Less than \$25 .....                                   | 523            | 345            | 37             | 140           | 2 956            | 1 938         | 129           | 890           | ...             | ...   | ...                               | ...   |
| \$25 to \$49 .....                                     | 641            | 501            | 50             | 91            | 2 306            | 1 781         | 132           | 393           | ...             | ...   | ...                               | ...   |
| \$50 to \$74 .....                                     | 547            | 441            | 54             | 52            | 1 907            | 1 576         | 131           | 200           | ...             | ...   | ...                               | ...   |
| \$75 to \$99 .....                                     | 370            | 304            | 36             | 30            | 1 345            | 1 110         | 111           | 124           | ...             | ...   | ...                               | ...   |
| \$100 to \$149 .....                                   | 623            | 510            | 71             | 41            | 1 979            | 1 617         | 180           | 182           | ...             | ...   | ...                               | ...   |
| \$150 to \$199 .....                                   | 374            | 329            | 27             | 18            | 1 103            | 911           | 70            | 123           | ...             | ...   | ...                               | ...   |
| \$200 or more .....                                    | 708            | 592            | 46             | 71            | 1 813            | 1 504         | 110           | 198           | ...             | ...   | ...                               | ...   |
| <b>Median</b> .....                                    | <b>87</b>      | <b>93</b>      | <b>88</b>      | <b>47</b>     | <b>69</b>        | <b>74</b>     | <b>84</b>     | <b>35</b>     | ...             | ...   | ...                               | ...   |
| <b>OWNERS WITH ONE OR MORE REGULAR MORTGAGES</b>       |                |                |                |               |                  |               |               |               |                 |       |                                   |       |
| <b>Total</b> .....                                     | <b>3 142</b>   | <b>2 450</b>   | <b>299</b>     | <b>393</b>    | ...              | ...           | ...           | ...           | ...             | ...   | ...                               | ...   |
| <b>Monthly Payment for Principal and Interest</b>      |                |                |                |               |                  |               |               |               |                 |       |                                   |       |
| One or more regular mortgages .....                    | 3 142          | 2 450          | 299            | 393           | ...              | ...           | ...           | ...           | ...             | ...   | ...                               | ...   |
| Less than \$100 .....                                  | 159            | 123            | 11             | 25            | ...              | ...           | ...           | ...           | ...             | ...   | ...                               | ...   |
| \$100 to \$199 .....                                   | 336            | 266            | 26             | 44            | ...              | ...           | ...           | ...           | ...             | ...   | ...                               | ...   |
| \$200 to \$249 .....                                   | 248            | 179            | 26             | 43            | ...              | ...           | ...           | ...           | ...             | ...   | ...                               | ...   |
| \$250 to \$299 .....                                   | 197            | 155            | 22             | 20            | ...              | ...           | ...           | ...           | ...             | ...   | ...                               | ...   |
| \$300 to \$349 .....                                   | 267            | 186            | 41             | 40            | ...              | ...           | ...           | ...           | ...             | ...   | ...                               | ...   |
| \$350 to \$399 .....                                   | 218            | 165            | 21             | 32            | ...              | ...           | ...           | ...           | ...             | ...   | ...                               | ...   |
| \$400 to \$449 .....                                   | 204            | 169            | 17             | 18            | ...              | ...           | ...           | ...           | ...             | ...   | ...                               | ...   |
| \$450 to \$499 .....                                   | 198            | 143            | 18             | 37            | ...              | ...           | ...           | ...           | ...             | ...   | ...                               | ...   |
| \$500 to \$599 .....                                   | 299            | 222            | 34             | 43            | ...              | ...           | ...           | ...           | ...             | ...   | ...                               | ...   |
| \$600 to \$699 .....                                   | 207            | 160            | 33             | 14            | ...              | ...           | ...           | ...           | ...             | ...   | ...                               | ...   |
| \$700 to \$799 .....                                   | 154            | 131            | 17             | 6             | ...              | ...           | ...           | ...           | ...             | ...   | ...                               | ...   |
| \$800 to \$999 .....                                   | 225            | 194            | 15             | 16            | ...              | ...           | ...           | ...           | ...             | ...   | ...                               | ...   |
| \$1,000 to \$1,249 .....                               | 197            | 170            | 7              | 20            | ...              | ...           | ...           | ...           | ...             | ...   | ...                               | ...   |
| \$1,250 to \$1,499 .....                               | 68             | 60             | 1              | 7             | ...              | ...           | ...           | ...           | ...             | ...   | ...                               | ...   |
| \$1,500 or more .....                                  | 164            | 127            | 9              | 28            | ...              | ...           | ...           | ...           | ...             | ...   | ...                               | ...   |
| <b>Median</b> .....                                    | <b>436</b>     | <b>444</b>     | <b>406</b>     | <b>389</b>    | ...              | ...           | ...           | ...           | ...             | ...   | ...                               | ...   |
| <b>Type of Primary Mortgage</b>                        |                |                |                |               |                  |               |               |               |                 |       |                                   |       |
| FHA .....  | 277            | 237            | 18             | 22            | ...              | ...           | ...           | ...           | ...             | ...   | ...                               | ...   |
| VA .....   | 136            | 119            | 7              | 9             | ...              | ...           | ...           | ...           | ...             | ...   | ...                               | ...   |
| Farmers Home Administration .....                      | 44             | 32             | 3              | 9             | ...              | ...           | ...           | ...           | ...             | ...   | ...                               | ...   |
| Other types .....                                      | 2 116          | 1 592          | 232            | 292           | ...              | ...           | ...           | ...           | ...             | ...   | ...                               | ...   |
| Don't know .....                                       | 13             | 13             | –              | –             | ...              | ...           | ...           | ...           | ...             | ...   | ...                               | ...   |
| Not reported .....                                     | 556            | 456            | 38             | 62            | ...              | ...           | ...           | ...           | ...             | ...   | ...                               | ...   |
| <b>Mortgage Origination</b>                            |                |                |                |               |                  |               |               |               |                 |       |                                   |       |
| Placed new mortgage(s) .....                           | 3 084          | 2 397          | 296            | 391           | ...              | ...           | ...           | ...           | ...             | ...   | ...                               | ...   |
| Primary obtained when property acquired .....          | 1 984          | 1 467          | 243            | 274           | ...              | ...           | ...           | ...           | ...             | ...   | ...                               | ...   |
| Obtained later .....                                   | 1 100          | 930            | 53             | 117           | ...              | ...           | ...           | ...           | ...             | ...   | ...                               | ...   |
| Assumed .....  | 53             | 50             | –              | 2             | ...              | ...           | ...           | ...           | ...             | ...   | ...                               | ...   |
| Wrap-around .....                                      | 5              | 2              | 2              | –             | ...              | ...           | ...           | ...           | ...             | ...   | ...                               | ...   |
| Combination of the above .....                         | –              | –              | –              | –             | ...              | ...           | ...           | ...           | ...             | ...   | ...                               | ...   |

**Table 7-19. Detailed Tenure by Financial Characteristics—Occupied Units With Elderly Householder—Con.**

[Numbers in thousands. Consistent with the 1990 Census. ... means not applicable or sample too small. — means zero or rounds to zero]

| Characteristics                                       | Owner occupied |           |               |       |                  |           |               |       | Renter occupied |       |                                   |       |
|---|----------------|-----------|---------------|-------|------------------|-----------|---------------|-------|-----------------|-------|-----------------------------------|-------|
|   | With mortgage  |           |               |       | With no mortgage |           |               |       | All renters     |       | Unsubsidized renters <sup>1</sup> |       |
|   | Total          | Specified | Not specified |       | Total            | Specified | Not specified |       | Specified       | Other | Specified                         | Other |
|   |                |           | Condo or Coop | Other |                  |           | Condo or Coop | Other |                 |       |                                   |       |
| <b>OWNERS WITH ONE OR MORE REGULAR MORTGAGES—Con.</b> |                |           |               |       |                  |           |               |       |                 |       |                                   |       |
| <b>Payment Plan of Primary Mortgage</b>               |                |           |               |       |                  |           |               |       |                 |       |                                   |       |
| Fixed payment, self-amortizing .....                  | 2 147          | 1 663     | 215           | 270   | ...              | ...       | ...           | ...   | ...             | ...   | ...                               | ...   |
| Adjustable rate mortgage .....                        | 174            | 129       | 23            | 22    | ...              | ...       | ...           | ...   | ...             | ...   | ...                               | ...   |
| Adjustable term mortgage .....                        | 42             | 35        | 4             | 3     | ...              | ...       | ...           | ...   | ...             | ...   | ...                               | ...   |
| Graduated payment mortgage .....                      | 21             | 13        | —             | 8     | ...              | ...       | ...           | ...   | ...             | ...   | ...                               | ...   |
| Balloon .....   | 33             | 20        | 7             | 6     | ...              | ...       | ...           | ...   | ...             | ...   | ...                               | ...   |
| Other .....   | —              | —         | —             | —     | ...              | ...       | ...           | ...   | ...             | ...   | ...                               | ...   |
| Combination of the above .....                        | 20             | 18        | —             | 2     | ...              | ...       | ...           | ...   | ...             | ...   | ...                               | ...   |
| Not reported .....                                    | 705            | 572       | 50            | 82    | ...              | ...       | ...           | ...   | ...             | ...   | ...                               | ...   |
| <b>Payment Plan of Secondary Mortgage</b>             |                |           |               |       |                  |           |               |       |                 |       |                                   |       |
| Units with two or more mortgages .....                | 63             | 59        | —             | 3     | ...              | ...       | ...           | ...   | ...             | ...   | ...                               | ...   |
| Fixed payment, self-amortizing .....                  | 44             | 40        | —             | 3     | ...              | ...       | ...           | ...   | ...             | ...   | ...                               | ...   |
| Adjustable rate mortgage .....                        | 2              | 2         | —             | —     | ...              | ...       | ...           | ...   | ...             | ...   | ...                               | ...   |
| Adjustable term mortgage .....                        | 11             | 11        | —             | —     | ...              | ...       | ...           | ...   | ...             | ...   | ...                               | ...   |
| Graduated payment mortgage .....                      | —              | —         | —             | —     | ...              | ...       | ...           | ...   | ...             | ...   | ...                               | ...   |
| Balloon .....   | 1              | 1         | —             | —     | ...              | ...       | ...           | ...   | ...             | ...   | ...                               | ...   |
| Other .....   | —              | —         | —             | —     | ...              | ...       | ...           | ...   | ...             | ...   | ...                               | ...   |
| Combination of the above .....                        | —              | —         | —             | —     | ...              | ...       | ...           | ...   | ...             | ...   | ...                               | ...   |
| Not reported .....                                    | 4              | 4         | —             | —     | ...              | ...       | ...           | ...   | ...             | ...   | ...                               | ...   |
| <b>Lenders of Primary and Secondary Mortgages</b>     |                |           |               |       |                  |           |               |       |                 |       |                                   |       |
| Only borrowed from firm(s) .....                      | 2 505          | 1 929     | 254           | 323   | ...              | ...       | ...           | ...   | ...             | ...   | ...                               | ...   |
| Only borrowed from seller .....                       | 20             | 16        | 2             | 2     | ...              | ...       | ...           | ...   | ...             | ...   | ...                               | ...   |
| Only borrowed from other individual(s) .....          | 35             | 24        | 4             | 7     | ...              | ...       | ...           | ...   | ...             | ...   | ...                               | ...   |
| Borrowed from a firm and seller .....                 | —              | —         | —             | —     | ...              | ...       | ...           | ...   | ...             | ...   | ...                               | ...   |
| Borrowed from a firm and other individual .....       | —              | —         | —             | —     | ...              | ...       | ...           | ...   | ...             | ...   | ...                               | ...   |
| Borrowed from seller and other individual .....       | —              | —         | —             | —     | ...              | ...       | ...           | ...   | ...             | ...   | ...                               | ...   |
| One or both sources not reported .....                | 581            | 482       | 38            | 62    | ...              | ...       | ...           | ...   | ...             | ...   | ...                               | ...   |

<sup>1</sup>Excludes units in public housing projects and housing units with government rent subsidies.

<sup>2</sup>Beginning with 1989 this item uses current income in its calculation, see Appendix A.

<sup>3</sup>May reflect a temporary situation, living off savings, or response error.

**Table 7-20. Income of Families and Primary Individuals by Selected Characteristics—Occupied Units With Elderly Householder**

[Numbers in thousands. Consistent with the 1990 Census. .... means not applicable or sample too small. — means zero or rounds to zero]

| Characteristics  | Total         | Zero to negative | \$1 to \$4,999 | \$5,000 to \$9,999 | \$10,000 to \$14,999 | \$15,000 to \$19,999 | \$20,000 to \$29,999 | \$30,000 to \$39,999 | \$40,000 to \$59,999 | \$60,000 to \$79,999 | \$80,000 to \$99,999 | \$100,000 to \$119,999 | \$120,000 or more | Median        |
|--|---------------|------------------|----------------|--------------------|----------------------|----------------------|----------------------|----------------------|----------------------|----------------------|----------------------|------------------------|-------------------|---------------|
| <b>Total</b> .....   | <b>21 423</b> | <b>567</b>       | <b>1 255</b>   | <b>3 186</b>       | <b>3 401</b>         | <b>2 441</b>         | <b>3 761</b>         | <b>2 279</b>         | <b>2 202</b>         | <b>975</b>           | <b>411</b>           | <b>355</b>             | <b>589</b>        | <b>19 713</b> |
| <b>Units in Structure</b>  |               |                  |                |                    |                      |                      |                      |                      |                      |                      |                      |                        |                   |               |
| 1, detached .....  | 14 715        | 379              | 721            | 1 813              | 2 135                | 1 630                | 2 730                | 1 800                | 1 689                | 730                  | 339                  | 294                    | 453               | 22 484        |
| 1, attached .....  | 1 212         | 40               | 68             | 191                | 165                  | 126                  | 223                  | 107                  | 124                  | 70                   | 31                   | 18                     | 49                | 20 707        |
| 2 to 4 .....   | 1 205         | 40               | 101            | 234                | 249                  | 156                  | 168                  | 97                   | 98                   | 24                   | 19                   | 7                      | 12                | 14 576        |
| 5 to 9 .....   | 570           | 22               | 54             | 118                | 100                  | 66                   | 101                  | 44                   | 45                   | 9                    | 4                    | 3                      | 4                 | 14 572        |
| 10 to 19 .....   | 512           | 10               | 58             | 100                | 79                   | 70                   | 71                   | 42                   | 39                   | 29                   | —                    | 7                      | 5                 | 15 594        |
| 20 to 49 .....   | 636           | 15               | 62             | 141                | 148                  | 67                   | 93                   | 32                   | 32                   | 24                   | 3                    | 2                      | 17                | 13 383        |
| 50 or more .....   | 1 212         | 32               | 100            | 292                | 278                  | 133                  | 161                  | 61                   | 57                   | 33                   | 9                    | 16                     | 39                | 13 276        |
| Mobile home or trailer .....                                     | 1 362         | 31               | 90             | 297                | 248                  | 192                  | 212                  | 95                   | 119                  | 56                   | 6                    | 8                      | 8                 | 15 403        |
| <b>Year Structure Built<sup>1</sup></b>                          |               |                  |                |                    |                      |                      |                      |                      |                      |                      |                      |                        |                   |               |
| 2000 to 2004 .....   | —             | —                | —              | —                  | —                    | —                    | —                    | —                    | —                    | —                    | —                    | —                      | —                 | ...           |
| 1995 to 1999 .....   | 781           | 33               | 49             | 64                 | 83                   | 85                   | 130                  | 88                   | 109                  | 59                   | 26                   | 17                     | 39                | 25 976        |
| 1990 to 1994 .....   | 896           | 26               | 42             | 126                | 95                   | 94                   | 165                  | 123                  | 142                  | 39                   | 17                   | 11                     | 15                | 23 947        |
| 1985 to 1989 .....   | 1 126         | 23               | 93             | 164                | 136                  | 102                  | 220                  | 103                  | 108                  | 81                   | 32                   | 28                     | 35                | 21 992        |
| 1980 to 1984 .....   | 1 084         | 18               | 62             | 163                | 184                  | 114                  | 197                  | 101                  | 110                  | 50                   | 20                   | 24                     | 40                | 20 043        |
| 1975 to 1979 .....   | 1 928         | 53               | 105            | 295                | 301                  | 199                  | 379                  | 204                  | 187                  | 100                  | 33                   | 23                     | 48                | 20 288        |
| 1970 to 1974 .....   | 2 099         | 59               | 110            | 339                | 376                  | 268                  | 317                  | 216                  | 210                  | 63                   | 37                   | 29                     | 74                | 18 075        |
| 1960 to 1969 .....   | 3 689         | 92               | 208            | 447                | 536                  | 390                  | 640                  | 426                  | 438                  | 203                  | 96                   | 87                     | 127               | 22 688        |
| 1950 to 1959 .....   | 3 707         | 86               | 195            | 466                | 539                  | 430                  | 707                  | 445                  | 409                  | 218                  | 68                   | 62                     | 84                | 21 958        |
| 1940 to 1949 .....   | 1 869         | 54               | 121            | 319                | 337                  | 262                  | 312                  | 206                  | 130                  | 41                   | 25                   | 24                     | 38                | 16 968        |
| 1930 to 1939 .....   | 1 170         | 46               | 83             | 222                | 224                  | 113                  | 189                  | 99                   | 92                   | 36                   | 22                   | 21                     | 22                | 15 422        |
| 1920 to 1929 .....   | 1 096         | 16               | 69             | 218                | 221                  | 117                  | 173                  | 104                  | 101                  | 34                   | 9                    | 12                     | 20                | 16 010        |
| 1919 or earlier .....  | 1 978         | 62               | 117            | 363                | 370                  | 267                  | 330                  | 163                  | 166                  | 52                   | 26                   | 15                     | 45                | 16 429        |
| <b>Median</b> .....  | <b>1962</b>   | <b>1962</b>      | <b>1962</b>    | <b>1960</b>        | <b>1960</b>          | <b>1961</b>          | <b>1963</b>          | <b>1963</b>          | <b>1965</b>          | <b>1965</b>          | <b>1966</b>          | <b>1965</b>            | <b>1967</b>       | <b>...</b>    |
| <b>Rooms</b>   |               |                  |                |                    |                      |                      |                      |                      |                      |                      |                      |                        |                   |               |
| 1 room .....   | 62            | 9                | 8              | 22                 | 7                    | 7                    | 2                    | 2                    | 5                    | —                    | —                    | —                      | —                 | 8 200         |
| 2 rooms .....  | 168           | 16               | 26             | 54                 | 39                   | 11                   | 10                   | 4                    | —                    | —                    | 2                    | 7                      | —                 | 8 902         |
| 3 rooms .....  | 1 989         | 44               | 181            | 612                | 487                  | 232                  | 234                  | 91                   | 55                   | 26                   | —                    | 7                      | 22                | 11 627        |
| 4 rooms .....  | 3 819         | 98               | 261            | 830                | 749                  | 514                  | 606                  | 301                  | 249                  | 78                   | 42                   | 41                     | 50                | 14 810        |
| 5 rooms .....  | 5 377         | 149              | 337            | 800                | 931                  | 713                  | 1 022                | 541                  | 520                  | 179                  | 72                   | 39                     | 76                | 18 314        |
| 6 rooms .....  | 5 021         | 130              | 245            | 553                | 691                  | 587                  | 994                  | 731                  | 556                  | 268                  | 80                   | 73                     | 112               | 23 057        |
| 7 rooms .....  | 2 714         | 72               | 112            | 208                | 286                  | 225                  | 512                  | 389                  | 411                  | 216                  | 77                   | 77                     | 130               | 28 876        |
| 8 rooms .....  | 1 408         | 31               | 53             | 67                 | 130                  | 103                  | 269                  | 141                  | 246                  | 127                  | 65                   | 69                     | 108               | 33 620        |
| 9 rooms .....  | 492           | 5                | 15             | 32                 | 58                   | 22                   | 62                   | 47                   | 88                   | 58                   | 32                   | 28                     | 45                | 41 151        |
| 10 rooms or more .....   | 372           | 15               | 17             | 8                  | 25                   | 28                   | 48                   | 33                   | 73                   | 24                   | 42                   | 13                     | 45                | 43 272        |
| <b>Bedrooms</b>  |               |                  |                |                    |                      |                      |                      |                      |                      |                      |                      |                        |                   |               |
| None .....   | 129           | 14               | 17             | 36                 | 26                   | 17                   | 7                    | 5                    | 5                    | —                    | —                    | 2                      | 1                 | 9 649         |
| 1 .....  | 2 655         | 58               | 252            | 782                | 613                  | 298                  | 323                  | 128                  | 99                   | 50                   | 4                    | 19                     | 29                | 11 924        |
| 2 .....  | 6 815         | 212              | 418            | 1 154              | 1 271                | 900                  | 1 206                | 610                  | 559                  | 230                  | 95                   | 62                     | 100               | 16 969        |
| 3 .....  | 8 940         | 205              | 455            | 993                | 1 175                | 1 038                | 1 731                | 1 164                | 1 085                | 478                  | 181                  | 170                    | 265               | 23 484        |
| 4 or more .....  | 2 883         | 79               | 113            | 222                | 317                  | 189                  | 494                  | 372                  | 455                  | 217                  | 131                  | 102                    | 194               | 30 767        |
| <b>Complete Bathrooms</b>  |               |                  |                |                    |                      |                      |                      |                      |                      |                      |                      |                        |                   |               |
| None .....   | 169           | 16               | 23             | 43                 | 41                   | 21                   | 9                    | 5                    | 2                    | 5                    | —                    | 2                      | 1                 | 10 267        |
| 1 .....  | 9 221         | 231              | 679            | 2 133              | 1 935                | 1 233                | 1 399                | 687                  | 528                  | 186                  | 76                   | 58                     | 75                | 14 051        |
| 1 and one-half .....   | 4 098         | 110              | 204            | 401                | 639                  | 474                  | 855                  | 506                  | 493                  | 176                  | 58                   | 75                     | 107               | 22 592        |
| 2 or more .....  | 7 935         | 210              | 349            | 609                | 787                  | 714                  | 1 496                | 1 080                | 1 179                | 609                  | 277                  | 219                    | 405               | 28 674        |
| <b>Main Heating Equipment</b>                                    |               |                  |                |                    |                      |                      |                      |                      |                      |                      |                      |                        |                   |               |
| Warm-air furnace .....   | 12 531        | 341              | 614            | 1 674              | 1 853                | 1 403                | 2 333                | 1 498                | 1 365                | 631                  | 247                  | 227                    | 346               | 21 634        |
| Steam or hot water system .....                                  | 3 147         | 79               | 193            | 369                | 535                  | 383                  | 539                  | 314                  | 344                  | 127                  | 69                   | 55                     | 141               | 20 278        |
| Electric heat pump .....   | 1 981         | 40               | 142            | 250                | 242                  | 238                  | 364                  | 219                  | 223                  | 111                  | 46                   | 45                     | 60                | 22 137        |
| Built-in electric units .....                                    | 1 121         | 20               | 73             | 209                | 238                  | 149                  | 154                  | 92                   | 107                  | 40                   | 11                   | 11                     | 17                | 15 707        |
| Floor, wall, or other built-in hot-air units without ducts ..... | 1 145         | 33               | 95             | 236                | 245                  | 134                  | 180                  | 75                   | 74                   | 33                   | 21                   | 6                      | 12                | 14 237        |
| Room heaters with flue .....                                     | 488           | 10               | 44             | 170                | 91                   | 31                   | 65                   | 26                   | 32                   | 9                    | 2                    | —                      | 8                 | 11 030        |
| Room heaters without flue .....                                  | 466           | 21               | 41             | 178                | 86                   | 35                   | 58                   | 24                   | 11                   | 7                    | 3                    | —                      | —                 | 9 792         |
| Portable electric heaters .....                                  | 111           | 6                | 17             | 15                 | 23                   | 19                   | 16                   | 4                    | 4                    | 2                    | —                    | 2                      | 2                 | 13 852        |
| Stoves .....   | 239           | 10               | 26             | 42                 | 52                   | 26                   | 27                   | 20                   | 22                   | 7                    | 2                    | 4                      | —                 | 13 972        |
| Fireplaces with inserts .....                                    | 24            | 2                | —              | 2                  | 5                    | 7                    | 6                    | —                    | 3                    | —                    | —                    | —                      | —                 | ...           |
| Fireplaces without inserts .....                                 | 22            | 3                | 2              | 6                  | 2                    | —                    | 5                    | —                    | 2                    | —                    | —                    | —                      | —                 | ...           |
| Other .....  | 53            | 2                | 2              | 11                 | 15                   | 8                    | 2                    | 6                    | —                    | 5                    | 2                    | —                      | —                 | ...           |
| Cooking stove .....  | 26            | —                | 4              | 9                  | 4                    | —                    | —                    | —                    | 7                    | —                    | 2                    | —                      | —                 | ...           |
| None .....   | 69            | —                | —              | 16                 | 10                   | 8                    | 12                   | 3                    | 7                    | 2                    | 2                    | 5                      | 3                 | 20 244        |
| <b>Primary Source of Water</b>                                   |               |                  |                |                    |                      |                      |                      |                      |                      |                      |                      |                        |                   |               |
| Public system or private company .....                           | 18 435        | 463              | 1 067          | 2 813              | 2 915                | 2 091                | 3 215                | 1 949                | 1 885                | 877                  | 339                  | 319                    | 504               | 19 688        |
| Well serving 1 to 5 units .....                                  | 2 839         | 98               | 176            | 350                | 448                  | 339                  | 532                  | 320                  | 298                  | 96                   | 70                   | 31                     | 80                | 20 147        |
| Drilled .....  | 2 479         | 94               | 150            | 284                | 387                  | 290                  | 475                  | 277                  | 266                  | 92                   | 61                   | 29                     | 75                | 20 743        |
| Dug .....  | 268           | 4                | 25             | 46                 | 50                   | 34                   | 45                   | 30                   | 25                   | —                    | 9                    | —                      | —                 | 16 350        |
| Not reported .....   | 92            | —                | 2              | 20                 | 11                   | 15                   | 12                   | 13                   | 7                    | 5                    | —                    | 2                      | 5                 | 19 212        |
| Other .....  | 149           | 6                | 12             | 23                 | 38                   | 12                   | 14                   | 9                    | 19                   | 2                    | 2                    | 5                      | 5                 | 14 234        |
| <b>Means of Sewage Disposal</b>                                  |               |                  |                |                    |                      |                      |                      |                      |                      |                      |                      |                        |                   |               |
| Public sewer .....   | 16 303        | 390              | 984            | 2 491              | 2 574                | 1 827                | 2 843                | 1 749                | 1 650                | 774                  | 299                  | 278                    | 443               | 19 686        |
| Septic tank, cesspool, chemical toilet .....                     | 5 093         | 172              | 271            | 690                | 817                  | 612                  | 916                  | 530                  | 552                  | 201                  | 112                  | 76                     | 145               | 19 882        |
| Other .....  | 26            | 6                | —              | 5                  | 11                   | 2                    | 2                    | —                    | —                    | —                    | —                    | —                      | —                 | ...           |
| <b>Main House Heating Fuel</b>                                   |               |                  |                |                    |                      |                      |                      |                      |                      |                      |                      |                        |                   |               |
| Housing units with heating fuel .....                            | 21 354        | 567              | 1 255          | 3 170              | 3 391                | 2 434                | 3 748                | 2 276                | 2 195                | 973                  | 409                  | 350                    | 585               | 19 711        |
| Electricity .....  | 5 501         | 143              | 379            | 877                | 865                  | 666                  | 897                  | 577                  | 520                  | 260                  | 88                   | 109                    | 120               | 18 655        |
| Piped gas .....  | 11 241        | 280              | 578            | 1 594              | 1 699                | 1 180                | 2 062                | 1 287                | 1 265                | 546                  | 232                  | 187                    | 331               | 21 405        |
| Bottled gas .....  | 1 427         | 54               | 100            | 263                | 290                  | 145                  | 249                  | 113                  | 109                  | 50                   | 26                   | 5                      | 23                | 15 231        |
| Fuel oil .....   | 2 547         | 65               | 148            | 320                | 408                  | 367                  | 450                  | 257                  | 240                  | 102                  | 49                   | 34                     | 107               | 19 528        |
| Kerosene or other liquid fuel .....                              | 175           | —                | 17             | 44                 | 30                   | 20                   | 28                   | 11                   | 12                   | 2                    | 4                    | 4                      | 2                 | 14 343        |
| Coal or coke .....   | 37            | 2                | —              | 2                  | 16                   | 5                    | 2                    | 4                    | 2                    | —                    | —                    | —                      | —                 | ...           |
| Wood .....   | 375           | 17               | 31             | 58                 | 69                   | 45                   | 57                   | 22                   | 45                   | 13                   | 9                    | 6                      | 2                 | 16 401        |
| Solar energy .....   | 5             | —                | —              | —                  | —                    | 3                    | —                    | —                    | —                    | —                    | —                    | —                      | —                 | ...           |
| Other .....  | 47            | 6                | 2              | 12                 | 14                   | 4                    | 2                    | 4                    | 2                    | —                    | —                    | —                      | —                 | ...           |

**Table 7-20. Income of Families and Primary Individuals by Selected Characteristics—Occupied Units With Elderly Householder—Con.**

[Numbers in thousands. Consistent with the 1990 Census. ... means not applicable or sample too small. — means zero or rounds to zero]

| Characteristics   | Total  | Zero to negative | \$1 to \$4,999 | \$5,000 to \$9,999 | \$10,000 to \$14,999 | \$15,000 to \$19,999 | \$20,000 to \$29,999 | \$30,000 to \$39,999 | \$40,000 to \$59,999 | \$60,000 to \$79,999 | \$80,000 to \$99,999 | \$100,000 to \$119,999 | \$120,000 or more | Median |
|---|--------|------------------|----------------|--------------------|----------------------|----------------------|----------------------|----------------------|----------------------|----------------------|----------------------|------------------------|-------------------|--------|
| <b>Cooking Fuel</b>   |        |                  |                |                    |                      |                      |                      |                      |                      |                      |                      |                        |                   |        |
| With cooking fuel .....   | 21 371 | 558              | 1 247          | 3 171              | 3 395                | 2 438                | 3 758                | 2 276                | 2 202                | 975                  | 410                  | 352                    | 589               | 19 748 |
| Electricity .....   | 13 025 | 332              | 703            | 1 698              | 2 011                | 1 537                | 2 408                | 1 463                | 1 412                | 594                  | 265                  | 236                    | 366               | 20 961 |
| Piped gas .....   | 7 153  | 190              | 445            | 1 230              | 1 147                | 783                  | 1 168                | 713                  | 707                  | 332                  | 125                  | 112                    | 202               | 18 605 |
| Bottled gas .....   | 1 175  | 32               | 96             | 239                | 234                  | 117                  | 182                  | 100                  | 81                   | 49                   | 20                   | 5                      | 21                | 14 728 |
| Kerosene or other liquid fuel .....   | —      | —                | —              | —                  | —                    | —                    | —                    | —                    | —                    | —                    | —                    | —                      | —                 | ...    |
| Coal or coke .....  | 2      | —                | —              | —                  | 2                    | —                    | —                    | —                    | —                    | —                    | —                    | —                      | —                 | ...    |
| Wood .....  | 13     | 4                | 2              | 2                  | —                    | 2                    | —                    | —                    | 2                    | —                    | —                    | —                      | —                 | ...    |
| Other .....   | 2      | —                | —              | 2                  | —                    | —                    | —                    | —                    | —                    | —                    | —                    | —                      | —                 | ...    |
| <b>Persons</b>  |        |                  |                |                    |                      |                      |                      |                      |                      |                      |                      |                        |                   |        |
| 1 person .....  | 9 622  | 265              | 792            | 2 384              | 2 133                | 1 171                | 1 397                | 574                  | 513                  | 186                  | 44                   | 81                     | 83                | 13 213 |
| 2 persons .....   | 9 686  | 248              | 393            | 667                | 1 117                | 1 122                | 1 993                | 1 386                | 1 319                | 597                  | 284                  | 196                    | 363               | 26 502 |
| 3 persons .....   | 1 268  | 35               | 51             | 69                 | 105                  | 106                  | 218                  | 202                  | 221                  | 104                  | 42                   | 40                     | 75                | 32 488 |
| 4 persons .....   | 468    | 7                | 15             | 44                 | 27                   | 28                   | 77                   | 62                   | 81                   | 51                   | 25                   | 25                     | 25                | 35 739 |
| 5 persons .....   | 196    | 10               | 2              | 17                 | 7                    | 5                    | 55                   | 28                   | 32                   | 16                   | 3                    | 6                      | 15                | 31 119 |
| 6 persons .....   | 113    | 3                | 1              | 6                  | 6                    | 3                    | 11                   | 10                   | 28                   | 13                   | 7                    | 1                      | 25                | 52 311 |
| 7 persons or more .....   | 69     | —                | 1              | —                  | 6                    | 7                    | 10                   | 17                   | 8                    | 8                    | 5                    | 5                      | 2                 | 36 731 |
| <b>Household Composition by Age of Householder</b>                                  |        |                  |                |                    |                      |                      |                      |                      |                      |                      |                      |                        |                   |        |
| 2-or-more-person households .....   | 11 800 | 303              | 463            | 803                | 1 268                | 1 270                | 2 363                | 1 705                | 1 689                | 790                  | 367                  | 274                    | 505               | 27 589 |
| Married-couple families, no nonrelatives .....                                      | 9 226  | 246              | 360            | 464                | 909                  | 975                  | 1 936                | 1 335                | 1 406                | 628                  | 295                  | 251                    | 422               | 28 575 |
| Under 25 years .....  | ...    | ...              | ...            | ...                | ...                  | ...                  | ...                  | ...                  | ...                  | ...                  | ...                  | ...                    | ...               | ...    |
| 25 to 29 years .....  | ...    | ...              | ...            | ...                | ...                  | ...                  | ...                  | ...                  | ...                  | ...                  | ...                  | ...                    | ...               | ...    |
| 30 to 34 years .....  | ...    | ...              | ...            | ...                | ...                  | ...                  | ...                  | ...                  | ...                  | ...                  | ...                  | ...                    | ...               | ...    |
| 35 to 44 years .....  | ...    | ...              | ...            | ...                | ...                  | ...                  | ...                  | ...                  | ...                  | ...                  | ...                  | ...                    | ...               | ...    |
| 45 to 64 years .....  | ...    | ...              | ...            | ...                | ...                  | ...                  | ...                  | ...                  | ...                  | ...                  | ...                  | ...                    | ...               | ...    |
| 65 years and over .....   | 9 226  | 246              | 360            | 464                | 909                  | 975                  | 1 936                | 1 335                | 1 406                | 628                  | 295                  | 251                    | 422               | 28 575 |
| Other male householder .....  | 696    | 9                | 24             | 59                 | 99                   | 62                   | 120                  | 98                   | 80                   | 70                   | 27                   | 7                      | 42                | 27 989 |
| Under 45 years .....  | ...    | ...              | ...            | ...                | ...                  | ...                  | ...                  | ...                  | ...                  | ...                  | ...                  | ...                    | ...               | ...    |
| 45 to 64 years .....  | ...    | ...              | ...            | ...                | ...                  | ...                  | ...                  | ...                  | ...                  | ...                  | ...                  | ...                    | ...               | ...    |
| 65 years and over .....   | 696    | 9                | 24             | 59                 | 99                   | 62                   | 120                  | 98                   | 80                   | 70                   | 27                   | 7                      | 42                | 27 989 |
| Other female householder .....  | 1 878  | 48               | 80             | 279                | 261                  | 233                  | 307                  | 271                  | 203                  | 92                   | 46                   | 16                     | 41                | 21 222 |
| Under 45 years .....  | ...    | ...              | ...            | ...                | ...                  | ...                  | ...                  | ...                  | ...                  | ...                  | ...                  | ...                    | ...               | ...    |
| 45 to 64 years .....  | ...    | ...              | ...            | ...                | ...                  | ...                  | ...                  | ...                  | ...                  | ...                  | ...                  | ...                    | ...               | ...    |
| 65 years and over .....   | 1 878  | 48               | 80             | 279                | 261                  | 233                  | 307                  | 271                  | 203                  | 92                   | 46                   | 16                     | 41                | 21 222 |
| 1-person households .....   | 9 622  | 265              | 792            | 2 384              | 2 133                | 1 171                | 1 397                | 574                  | 513                  | 186                  | 44                   | 81                     | 83                | 13 213 |
| Male householder .....  | 2 365  | 64               | 157            | 428                | 426                  | 288                  | 375                  | 236                  | 185                  | 99                   | 22                   | 40                     | 45                | 16 868 |
| Under 45 years .....  | ...    | ...              | ...            | ...                | ...                  | ...                  | ...                  | ...                  | ...                  | ...                  | ...                  | ...                    | ...               | ...    |
| 45 to 64 years .....  | ...    | ...              | ...            | ...                | ...                  | ...                  | ...                  | ...                  | ...                  | ...                  | ...                  | ...                    | ...               | ...    |
| 65 years and over .....   | 2 365  | 64               | 157            | 428                | 426                  | 288                  | 375                  | 236                  | 185                  | 99                   | 22                   | 40                     | 45                | 16 868 |
| Female householder .....  | 7 258  | 201              | 636            | 1 955              | 1 707                | 883                  | 1 023                | 337                  | 328                  | 86                   | 22                   | 41                     | 39                | 12 452 |
| Under 45 years .....  | ...    | ...              | ...            | ...                | ...                  | ...                  | ...                  | ...                  | ...                  | ...                  | ...                  | ...                    | ...               | ...    |
| 45 to 64 years .....  | ...    | ...              | ...            | ...                | ...                  | ...                  | ...                  | ...                  | ...                  | ...                  | ...                  | ...                    | ...               | ...    |
| 65 years and over .....   | 7 258  | 201              | 636            | 1 955              | 1 707                | 883                  | 1 023                | 337                  | 328                  | 86                   | 22                   | 41                     | 39                | 12 452 |
| <b>Own Never Married Children Under 18 Years Old</b>                                |        |                  |                |                    |                      |                      |                      |                      |                      |                      |                      |                        |                   |        |
| No own children under 18 years .....  | 21 304 | 565              | 1 251          | 3 178              | 3 394                | 2 433                | 3 746                | 2 264                | 2 185                | 964                  | 405                  | 345                    | 575               | 19 654 |
| With own children under 18 years .....  | 119    | 2                | 5              | 8                  | 8                    | 8                    | 14                   | 14                   | 18                   | 12                   | 7                    | 10                     | 13                | 39 936 |
| Under 6 years only .....  | 7      | —                | 2              | —                  | —                    | 2                    | —                    | 2                    | —                    | —                    | —                    | —                      | —                 | ...    |
| 1 .....   | 7      | —                | 2              | —                  | —                    | 2                    | —                    | 2                    | —                    | —                    | —                    | —                      | —                 | ...    |
| 2 .....   | —      | —                | —              | —                  | —                    | —                    | —                    | —                    | —                    | —                    | —                    | —                      | —                 | ...    |
| 3 or more .....   | —      | —                | —              | —                  | —                    | —                    | —                    | —                    | —                    | —                    | —                    | —                      | —                 | ...    |
| 6 to 17 years only .....  | 107    | 2                | 2              | 6                  | 8                    | 6                    | 14                   | 12                   | 18                   | 12                   | 4                    | 10                     | 13                | 43 302 |
| 1 .....   | 89     | 2                | 2              | 4                  | 8                    | 6                    | 13                   | 6                    | 12                   | 12                   | 4                    | 10                     | 11                | 46 211 |
| 2 .....   | 12     | —                | —              | 2                  | —                    | —                    | 1                    | —                    | 6                    | —                    | —                    | —                      | 2                 | ...    |
| 3 or more .....   | 6      | —                | —              | —                  | —                    | —                    | —                    | 6                    | —                    | —                    | —                    | —                      | —                 | ...    |
| Both age groups .....   | 5      | —                | —              | 2                  | —                    | —                    | —                    | —                    | —                    | —                    | 3                    | —                      | —                 | ...    |
| 2 .....   | —      | —                | —              | —                  | —                    | —                    | —                    | —                    | —                    | —                    | —                    | —                      | —                 | ...    |
| 3 or more .....   | 5      | —                | —              | 2                  | —                    | —                    | —                    | —                    | —                    | —                    | 3                    | —                      | —                 | ...    |
| <b>Monthly Housing Costs</b>  |        |                  |                |                    |                      |                      |                      |                      |                      |                      |                      |                        |                   |        |
| Less than \$100 .....   | 635    | 32               | 69             | 193                | 140                  | 77                   | 53                   | 20                   | 27                   | 11                   | 2                    | 9                      | 2                 | 10 841 |
| \$100 to \$199 .....  | 4 235  | 109              | 292            | 1 062              | 841                  | 530                  | 656                  | 324                  | 249                  | 70                   | 44                   | 23                     | 34                | 13 887 |
| \$200 to \$249 .....  | 2 705  | 58               | 141            | 427                | 454                  | 348                  | 538                  | 349                  | 239                  | 78                   | 28                   | 25                     | 21                | 18 916 |
| \$250 to \$299 .....  | 2 336  | 69               | 118            | 310                | 348                  | 290                  | 442                  | 270                  | 276                  | 100                  | 38                   | 33                     | 41                | 20 737 |
| \$300 to \$349 .....  | 1 760  | 35               | 95             | 184                | 291                  | 194                  | 331                  | 208                  | 221                  | 75                   | 39                   | 33                     | 54                | 22 425 |
| \$350 to \$399 .....  | 1 381  | 25               | 60             | 153                | 231                  | 179                  | 271                  | 168                  | 139                  | 68                   | 26                   | 23                     | 37                | 21 589 |
| \$400 to \$449 .....  | 1 207  | 21               | 49             | 132                | 202                  | 150                  | 214                  | 148                  | 145                  | 75                   | 21                   | 11                     | 38                | 22 286 |
| \$450 to \$499 .....  | 922    | 40               | 70             | 116                | 121                  | 109                  | 158                  | 90                   | 97                   | 52                   | 17                   | 21                     | 31                | 20 301 |
| \$500 to \$599 .....  | 1 547  | 43               | 84             | 150                | 236                  | 214                  | 256                  | 173                  | 186                  | 84                   | 35                   | 28                     | 58                | 21 820 |
| \$600 to \$699 .....  | 1 029  | 28               | 68             | 89                 | 133                  | 97                   | 243                  | 136                  | 139                  | 47                   | 12                   | 12                     | 25                | 24 089 |
| \$700 to \$799 .....  | 780    | 23               | 52             | 83                 | 89                   | 56                   | 169                  | 83                   | 83                   | 61                   | 29                   | 35                     | 17                | 25 186 |
| \$800 to \$999 .....  | 888    | 16               | 45             | 69                 | 86                   | 73                   | 113                  | 136                  | 151                  | 86                   | 26                   | 32                     | 55                | 33 073 |
| \$1,000 to \$1,249 .....  | 583    | 20               | 21             | 42                 | 44                   | 32                   | 117                  | 59                   | 106                  | 50                   | 36                   | 27                     | 29                | 32 541 |
| \$1,250 to \$1,499 .....  | 349    | 19               | 9              | 12                 | 33                   | 13                   | 49                   | 31                   | 58                   | 55                   | 15                   | 3                      | 50                | 42 675 |
| \$1,500 or more .....   | 643    | 23               | 38             | 47                 | 50                   | 40                   | 83                   | 61                   | 72                   | 61                   | 38                   | 38                     | 93                | 36 727 |
| No cash rent .....  | 423    | 7                | 44             | 117                | 100                  | 40                   | 67                   | 24                   | 13                   | 2                    | 4                    | 1                      | 4                 | 12 141 |
| Median (excludes no cash rent) .....  | 317    | 317              | 294            | 233                | 281                  | 293                  | 324                  | 340                  | 380                  | 459                  | 463                  | 497                    | 559               | ...    |
| <b>Median Monthly Housing Costs for Owners</b>                                      |        |                  |                |                    |                      |                      |                      |                      |                      |                      |                      |                        |                   |        |
| Monthly costs including all mortgages plus maintenance costs .....                  | 315    | 295              | 281            | 230                | 255                  | 282                  | 314                  | 340                  | 385                  | 474                  | 487                  | 520                    | 590               | ...    |
| Monthly costs excluding second and subsequent mortgages and maintenance costs ..... | 292    | 280              | 258            | 215                | 239                  | 265                  | 293                  | 316                  | 355                  | 442                  | 446                  | 489                    | 535               | ...    |

**Table 7-20. Income of Families and Primary Individuals by Selected Characteristics—Occupied Units With Elderly Householder—Con.**

[Numbers in thousands. Consistent with the 1990 Census. ... means not applicable or sample too small. — means zero or rounds to zero]

| Characteristics   | Total         | Zero to negative | \$1 to \$4,999 | \$5,000 to \$9,999 | \$10,000 to \$14,999 | \$15,000 to \$19,999 | \$20,000 to \$29,999 | \$30,000 to \$39,999 | \$40,000 to \$59,999 | \$60,000 to \$79,999 | \$80,000 to \$99,999 | \$100,000 to \$119,999 | \$120,000 or more | Median        |
|---|---------------|------------------|----------------|--------------------|----------------------|----------------------|----------------------|----------------------|----------------------|----------------------|----------------------|------------------------|-------------------|---------------|
| <b>Monthly Housing Costs as Percent of Current Income<sup>2</sup></b> |               |                  |                |                    |                      |                      |                      |                      |                      |                      |                      |                        |                   |               |
| Less than 5 percent .....   | 1 083         | 2                | —              | 5                  | 20                   | 19                   | 42                   | 64                   | 197                  | 167                  | 120                  | 136                    | 311               | 84 188        |
| 5 to 9 percent .....  | 3 298         | 9                | 2              | 29                 | 111                  | 166                  | 603                  | 703                  | 857                  | 389                  | 141                  | 120                    | 168               | 40 599        |
| 10 to 14 percent .....  | 3 235         | 7                | 11             | 118                | 327                  | 471                  | 953                  | 568                  | 445                  | 163                  | 55                   | 52                     | 66                | 27 179        |
| 15 to 19 percent .....  | 2 624         | —                | 9              | 239                | 487                  | 458                  | 636                  | 320                  | 282                  | 109                  | 48                   | 20                     | 17                | 21 872        |
| 20 to 24 percent .....  | 1 846         | 2                | 2              | 287                | 475                  | 294                  | 387                  | 187                  | 137                  | 48                   | 15                   | 2                      | 8                 | 17 659        |
| 25 to 29 percent .....  | 1 624         | 2                | 21             | 378                | 382                  | 261                  | 274                  | 136                  | 102                  | 33                   | 10                   | 15                     | 9                 | 15 546        |
| 30 to 34 percent .....  | 1 177         | —                | 7              | 320                | 262                  | 172                  | 223                  | 102                  | 55                   | 15                   | 7                    | 8                      | 5                 | 14 985        |
| 35 to 39 percent .....  | 978           | —                | 39             | 276                | 237                  | 149                  | 172                  | 55                   | 34                   | 14                   | 1                    | 1                      | —                 | 13 680        |
| 40 to 49 percent .....  | 1 203         | —                | 40             | 378                | 351                  | 177                  | 154                  | 44                   | 46                   | 11                   | 2                    | —                      | —                 | 12 614        |
| 50 to 59 percent .....  | 650           | —                | 30             | 218                | 200                  | 84                   | 90                   | 20                   | 6                    | 3                    | —                    | —                      | —                 | 11 942        |
| 60 to 69 percent .....  | 477           | —                | 42             | 151                | 149                  | 40                   | 64                   | 13                   | 15                   | 1                    | 2                    | —                      | 2                 | 11 546        |
| 70 to 99 percent .....  | 753           | —                | 85             | 338                | 167                  | 62                   | 57                   | 31                   | 7                    | 2                    | 5                    | —                      | —                 | 9 317         |
| 100 percent or more <sup>3</sup> .....                                | 1 514         | —                | 922            | 333                | 135                  | 48                   | 40                   | 12                   | 5                    | 19                   | —                    | —                      | —                 | 5000-         |
| Zero or negative income .....   | 538           | 538              | —              | —                  | —                    | —                    | —                    | —                    | —                    | —                    | —                    | —                      | —                 | ...           |
| No cash rent .....  | 423           | 7                | 44             | 117                | 100                  | 40                   | 67                   | 24                   | 13                   | 2                    | 4                    | 1                      | 4                 | 12 141        |
| <b>Median (excludes 2 previous lines)</b> .....                       | <b>20</b>     | <b>10</b>        | <b>100+</b>    | <b>38</b>          | <b>28</b>            | <b>21</b>            | <b>17</b>            | <b>13</b>            | <b>10</b>            | <b>9</b>             | <b>8</b>             | <b>7</b>               | <b>5-</b>         | <b>...</b>    |
| <b>Median (excludes 3 lines before medians)</b> .....                 | <b>19</b>     | <b>10</b>        | <b>54</b>      | <b>35</b>          | <b>27</b>            | <b>21</b>            | <b>17</b>            | <b>13</b>            | <b>10</b>            | <b>9</b>             | <b>8</b>             | <b>7</b>               | <b>5-</b>         | <b>...</b>    |
| <b>OWNER OCCUPIED UNITS</b>   |               |                  |                |                    |                      |                      |                      |                      |                      |                      |                      |                        |                   |               |
| <b>Total</b> .....  | <b>17 196</b> | <b>460</b>       | <b>865</b>     | <b>2 034</b>       | <b>2 459</b>         | <b>1 955</b>         | <b>3 192</b>         | <b>2 024</b>         | <b>2 042</b>         | <b>902</b>           | <b>382</b>           | <b>344</b>             | <b>538</b>        | <b>22 589</b> |
| <b>Value</b>  |               |                  |                |                    |                      |                      |                      |                      |                      |                      |                      |                        |                   |               |
| Less than \$10,000 .....  | 490           | 10               | 41             | 147                | 104                  | 85                   | 52                   | 17                   | 18                   | 2                    | 2                    | 2                      | 8                 | 12 226        |
| \$10,000 to \$19,999 .....  | 497           | 15               | 31             | 148                | 116                  | 50                   | 37                   | 18                   | 18                   | 19                   | 3                    | 8                      | 2                 | 12 336        |
| \$20,000 to \$29,999 .....  | 482           | 10               | 39             | 107                | 91                   | 47                   | 80                   | 30                   | 54                   | 17                   | —                    | 2                      | 5                 | 14 682        |
| \$30,000 to \$39,999 .....  | 683           | 16               | 42             | 153                | 154                  | 70                   | 97                   | 70                   | 54                   | 14                   | 4                    | 6                      | 2                 | 14 204        |
| \$40,000 to \$49,999 .....  | 916           | 32               | 37             | 163                | 133                  | 140                  | 211                  | 94                   | 54                   | 27                   | 3                    | 5                      | 17                | 18 309        |
| \$50,000 to \$59,999 .....  | 1 087         | 27               | 72             | 136                | 233                  | 137                  | 223                  | 113                  | 80                   | 31                   | 17                   | 12                     | 7                 | 17 763        |
| \$60,000 to \$69,999 .....  | 1 201         | 29               | 76             | 185                | 194                  | 166                  | 249                  | 150                  | 102                  | 29                   | 5                    | 1                      | 16                | 18 497        |
| \$70,000 to \$79,999 .....  | 1 330         | 32               | 76             | 162                | 196                  | 197                  | 278                  | 140                  | 158                  | 44                   | 21                   | 12                     | 14                | 20 089        |
| \$80,000 to \$99,999 .....  | 2 324         | 50               | 102            | 232                | 369                  | 295                  | 453                  | 316                  | 292                  | 120                  | 34                   | 22                     | 39                | 22 508        |
| \$100,000 to \$119,999 .....  | 1 784         | 37               | 71             | 142                | 252                  | 224                  | 379                  | 239                  | 219                  | 103                  | 25                   | 38                     | 55                | 24 364        |
| \$120,000 to \$149,999 .....  | 1 883         | 68               | 96             | 188                | 220                  | 229                  | 355                  | 253                  | 238                  | 87                   | 48                   | 49                     | 52                | 23 970        |
| \$150,000 to \$199,999 .....  | 1 925         | 57               | 87             | 140                | 200                  | 152                  | 354                  | 289                  | 322                  | 149                  | 71                   | 45                     | 58                | 29 194        |
| \$200,000 to \$249,999 .....  | 941           | 21               | 39             | 44                 | 75                   | 71                   | 185                  | 101                  | 163                  | 86                   | 46                   | 34                     | 77                | 33 569        |
| \$250,000 to \$299,999 .....  | 606           | 21               | 25             | 35                 | 54                   | 31                   | 86                   | 62                   | 92                   | 61                   | 41                   | 26                     | 72                | 38 264        |
| \$300,000 or more .....   | 1 045         | 35               | 30             | 51                 | 66                   | 60                   | 139                  | 113                  | 177                  | 113                  | 61                   | 83                     | 116               | 43 183        |
| <b>Median</b> .....   | <b>96 442</b> | <b>104 655</b>   | <b>83 471</b>  | <b>68 789</b>      | <b>80 421</b>        | <b>85 749</b>        | <b>95 694</b>        | <b>103 739</b>       | <b>117 468</b>       | <b>135 420</b>       | <b>170 237</b>       | <b>167 274</b>         | <b>196 168</b>    | <b>...</b>    |
| <b>Ratio of Value to Current Income</b>                               |               |                  |                |                    |                      |                      |                      |                      |                      |                      |                      |                        |                   |               |
| Less than 1.5 .....   | 2 529         | 2                | 34             | 189                | 219                  | 162                  | 288                  | 263                  | 414                  | 311                  | 132                  | 164                    | 351               | 45 171        |
| 1.5 to 1.9 .....  | 1 248         | —                | —              | 47                 | 58                   | 43                   | 213                  | 207                  | 343                  | 130                  | 69                   | 41                     | 95                | 43 195        |
| 2.0 to 2.4 .....  | 1 248         | —                | —              | 37                 | 55                   | —                    | 270                  | —                    | —                    | —                    | —                    | —                      | —                 | 35 839        |
| 2.5 to 2.9 .....  | 1 252         | 3                | —              | 61                 | 125                  | 137                  | 294                  | 267                  | 203                  | 87                   | 37                   | 20                     | 18                | 30 257        |
| 3.0 to 3.9 .....  | 1 976         | 6                | 9              | 96                 | 212                  | 224                  | 578                  | 350                  | 306                  | 103                  | 41                   | 29                     | 22                | 27 635        |
| 4.0 to 4.9 .....  | 1 669         | —                | 5              | 138                | 208                  | 298                  | 453                  | 259                  | 211                  | 51                   | 15                   | 30                     | 3                 | 24 117        |
| 5.0 or more .....   | 6 837         | 9                | 818            | 1 467              | 1 581                | 984                  | 1 095                | 417                  | 283                  | 109                  | 39                   | 25                     | 10                | 13 557        |
| Zero or negative income .....   | 437           | 437              | —              | —                  | —                    | —                    | —                    | —                    | —                    | —                    | —                    | —                      | —                 | ...           |
| <b>Median</b> .....   | <b>4.1</b>    | <b>3.6</b>       | <b>5.0+</b>    | <b>5.0+</b>        | <b>5.0+</b>          | <b>5.0+</b>          | <b>3.9</b>           | <b>3.0</b>           | <b>2.5</b>           | <b>2.0</b>           | <b>1.9</b>           | <b>1.6</b>             | <b>1.5-</b>       | <b>...</b>    |
| <b>Monthly Payment for Principal and Interest</b>                     |               |                  |                |                    |                      |                      |                      |                      |                      |                      |                      |                        |                   |               |
| One or more regular mortgages .....                                   | 3 142         | 79               | 110            | 250                | 278                  | 267                  | 568                  | 420                  | 482                  | 282                  | 122                  | 93                     | 191               | 30 424        |
| Less than \$100 .....   | 159           | 11               | 7              | 21                 | 17                   | 10                   | 32                   | 14                   | 12                   | 17                   | 14                   | 2                      | —                 | 24 134        |
| \$100 to \$199 .....  | 336           | —                | —              | 63                 | 39                   | —                    | 70                   | —                    | —                    | —                    | —                    | —                      | —                 | 22 061        |
| \$200 to \$249 .....  | 248           | 2                | 11             | 29                 | 44                   | 36                   | 39                   | 31                   | 30                   | 7                    | 6                    | 1                      | 12                | 20 596        |
| \$250 to \$299 .....  | 197           | 6                | 11             | 15                 | 19                   | 29                   | 33                   | 22                   | 33                   | 22                   | —                    | —                      | 7                 | 25 712        |
| \$300 to \$349 .....  | 267           | 2                | 20             | 20                 | 21                   | 42                   | 53                   | 53                   | 28                   | 14                   | 6                    | 3                      | 6                 | 25 442        |
| \$350 to \$399 .....  | 218           | 7                | 7              | 7                  | 27                   | 26                   | 56                   | 29                   | 29                   | 8                    | 8                    | 5                      | 9                 | 26 220        |
| \$400 to \$449 .....  | 204           | 3                | 3              | 9                  | 12                   | 16                   | 55                   | 23                   | 48                   | 20                   | 5                    | 2                      | 10                | 31 741        |
| \$450 to \$499 .....  | 198           | 7                | 5              | 14                 | 13                   | 14                   | 52                   | 21                   | 17                   | 34                   | 2                    | 8                      | 11                | 28 833        |
| \$500 to \$599 .....  | 299           | 1                | 12             | 18                 | 9                    | 21                   | 47                   | 54                   | 83                   | 28                   | 15                   | 10                     | 2                 | 37 692        |
| \$600 to \$699 .....  | 207           | —                | 2              | 14                 | 22                   | 9                    | 34                   | 39                   | 35                   | 27                   | 4                    | 8                      | 14                | 36 135        |
| \$700 to \$799 .....  | 154           | 5                | 6              | 7                  | 16                   | 7                    | 24                   | 19                   | 33                   | 15                   | 13                   | 2                      | 7                 | 36 159        |
| \$800 to \$999 .....  | 225           | 23               | 4              | 9                  | 20                   | 10                   | 34                   | 17                   | 41                   | 31                   | 15                   | 8                      | 13                | 37 454        |
| \$1,000 to \$1,249 .....  | 197           | 6                | 7              | 11                 | 3                    | 4                    | 16                   | 24                   | 31                   | 24                   | 17                   | 14                     | 41                | 58 198        |
| \$1,250 to \$1,499 .....  | 68            | 1                | 2              | —                  | 7                    | —                    | 6                    | 9                    | 11                   | 7                    | 9                    | 3                      | 12                | 56 130        |
| \$1,500 or more .....   | 164           | 1                | 8              | 12                 | 8                    | 4                    | 18                   | 12                   | 21                   | 21                   | 7                    | 21                     | 31                | 57 932        |
| <b>Median</b> .....   | <b>436</b>    | <b>473</b>       | <b>353</b>     | <b>287</b>         | <b>347</b>           | <b>323</b>           | <b>401</b>           | <b>417</b>           | <b>516</b>           | <b>540</b>           | <b>699</b>           | <b>797</b>             | <b>839</b>        | <b>...</b>    |
| <b>Average Monthly Cost Paid for Real Estate Taxes</b>                |               |                  |                |                    |                      |                      |                      |                      |                      |                      |                      |                        |                   |               |
| Less than \$25 .....  | 3 479         | 110              | 259            | 776                | 692                  | 424                  | 547                  | 228                  | 226                  | 104                  | 29                   | 32                     | 54                | 14 296        |
| \$25 to \$49 .....  | 2 947         | 51               | 178            | 421                | 500                  | 372                  | 587                  | 322                  | 289                  | 113                  | 56                   | 30                     | 27                | 19 342        |
| \$50 to \$74 .....  | 2 454         | —                | —              | —                  | —                    | —                    | —                    | —                    | —                    | —                    | —                    | —                      | —                 | 22 724        |
| \$75 to \$99 .....  | 1 716         | 40               | 65             | 148                | 245                  | 205                  | 349                  | 248                  | 239                  | 80                   | 33                   | 13                     | 51                | 24 413        |
| \$100 to \$149 .....  | 2 602         | 66               | 96             | 208                | 314                  | 275                  | 452                  | 405                  | 389                  | 155                  | 71                   | 75                     | 94                | 27 547        |
| \$150 to \$199 .....  | 1 478         | 36               | 77             | 102                | 170                  | 129                  | 294                  | 194                  | 233                  | 108                  | 33                   | 38                     | 64                | 27 649        |
| \$200 or more .....   | 2 521         | 78               | 78             | 130                | 217                  | 226                  | 435                  | 306                  | 375                  | 225                  | 116                  | 121                    | 215               | 33 174        |
| <b>Median</b> .....   | <b>72</b>     | <b>72</b>        | <b>49</b>      | <b>39</b>          | <b>53</b>            | <b>64</b>            | <b>72</b>            | <b>89</b>            | <b>98</b>            | <b>112</b>           | <b>120</b>           | <b>141</b>             | <b>158</b>        | <b>...</b>    |

**Table 7-20. Income of Families and Primary Individuals by Selected Characteristics—Occupied Units With Elderly Householder—Con.**

[Numbers in thousands. Consistent with the 1990 Census. ... means not applicable or sample too small. – means zero or rounds to zero]

| Characteristics                         | Total         | Zero to negative | \$1 to \$4,999 | \$5,000 to \$9,999 | \$10,000 to \$14,999 | \$15,000 to \$19,999 | \$20,000 to \$29,999 | \$30,000 to \$39,999 | \$40,000 to \$59,999 | \$60,000 to \$79,999 | \$80,000 to \$99,999 | \$100,000 to \$119,999 | \$120,000 or more | Median        |
|---|---------------|------------------|----------------|--------------------|----------------------|----------------------|----------------------|----------------------|----------------------|----------------------|----------------------|------------------------|-------------------|---------------|
| <b>OWNER OCCUPIED UNITS—Con.</b>        |               |                  |                |                    |                      |                      |                      |                      |                      |                      |                      |                        |                   |               |
| <b>Purchase Price</b>                   |               |                  |                |                    |                      |                      |                      |                      |                      |                      |                      |                        |                   |               |
| Home purchased or built .....           | 16 221        | 420              | 801            | 1 872              | 2 301                | 1 840                | 3 028                | 1 945                | 1 963                | 849                  | 369                  | 320                    | 513               | 22 894        |
| Less than \$10,000 .....                | 2 334         | 62               | 170            | 489                | 478                  | 303                  | 392                  | 188                  | 134                  | 54                   | 22                   | 8                      | 35                | 14 662        |
| \$10,000 to \$19,999 .....              | 3 452         | ...              | ...            | 431                | 551                  | ...                  | 647                  | ...                  | ...                  | ...                  | ...                  | ...                    | ...               | 20 901        |
| \$20,000 to \$29,999 .....              | 2 000         | 51               | 91             | 210                | 248                  | 212                  | 394                  | 244                  | 297                  | 88                   | 63                   | 54                     | 48                | 24 763        |
| \$30,000 to \$39,999 .....              | 1 223         | 22               | 34             | 116                | 186                  | 146                  | 232                  | 182                  | 152                  | 61                   | 40                   | 21                     | 29                | 24 624        |
| \$40,000 to \$49,999 .....              | 927           | 20               | 35             | 94                 | 83                   | 116                  | 218                  | 135                  | 100                  | 50                   | 28                   | 16                     | 32                | 25 270        |
| \$50,000 to \$59,999 .....              | 770           | 9                | 31             | 48                 | 102                  | 96                   | 162                  | 100                  | 106                  | 51                   | 20                   | 25                     | 21                | 26 128        |
| \$60,000 to \$69,999 .....              | 631           | 17               | 31             | 34                 | 81                   | 75                   | 152                  | 92                   | 87                   | 42                   | 7                    | 4                      | 10                | 25 134        |
| \$70,000 to \$79,999 .....              | 450           | 8                | 26             | 23                 | 48                   | 50                   | 73                   | 52                   | 81                   | 41                   | 12                   | 11                     | 25                | 29 473        |
| \$80,000 to \$99,999 .....              | 763           | 21               | 35             | 45                 | 60                   | 84                   | 138                  | 104                  | 135                  | 72                   | 20                   | 14                     | 34                | 29 865        |
| \$100,000 to \$119,999 .....            | 449           | 13               | 25             | 27                 | 38                   | 38                   | 94                   | 73                   | 69                   | 16                   | 9                    | 21                     | 27                | 28 888        |
| \$120,000 to \$149,999 .....            | 499           | 11               | 14             | 16                 | 28                   | 51                   | 79                   | 90                   | 88                   | 47                   | 27                   | 10                     | 38                | 35 638        |
| \$150,000 to \$199,999 .....            | 449           | 25               | 23             | 9                  | 35                   | 12                   | 73                   | 51                   | 77                   | 54                   | 29                   | 25                     | 35                | 39 218        |
| \$200,000 to \$249,999 .....            | 169           | 2                | —              | 7                  | 5                    | 3                    | 20                   | 13                   | 31                   | 28                   | 15                   | 18                     | 25                | 61 477        |
| \$250,000 to \$299,999 .....            | 110           | 5                | 6              | 2                  | 4                    | 4                    | 7                    | 5                    | 24                   | 21                   | 10                   | 2                      | 20                | 58 311        |
| \$300,000 or more .....                 | 162           | 3                | 4              | 9                  | 5                    | 3                    | 16                   | 16                   | 30                   | 15                   | 3                    | 24                     | 35                | 57 034        |
| Not reported .....                      | 1 833         | 75               | 114            | 311                | 347                  | 198                  | 332                  | 151                  | 167                  | 39                   | 26                   | 25                     | 47                | 16 723        |
| <b>Median</b> .....                     | <b>27 040</b> | <b>26 634</b>    | <b>21 311</b>  | <b>16 765</b>      | <b>19 054</b>        | <b>23 266</b>        | <b>27 839</b>        | <b>30 926</b>        | <b>35 484</b>        | <b>46 314</b>        | <b>42 609</b>        | <b>52 433</b>          | <b>72 404</b>     | <b>...</b>    |
| Received as inheritance or gift .....   | 797           | 34               | 61             | 143                | 136                  | 105                  | 125                  | 67                   | 55                   | 40                   | 6                    | 10                     | 16                | 16 179        |
| Not reported .....                      | 177           | 6                | 2              | 19                 | 21                   | 9                    | 38                   | 13                   | 25                   | 13                   | 7                    | 14                     | 9                 | 27 813        |
| <b>RENTER OCCUPIED UNITS</b>            |               |                  |                |                    |                      |                      |                      |                      |                      |                      |                      |                        |                   |               |
| <b>Total</b> .....                      | <b>4 227</b>  | <b>...</b>       | <b>391</b>     | <b>1 152</b>       | <b>943</b>           | <b>487</b>           | <b>569</b>           | <b>255</b>           | <b>160</b>           | <b>74</b>            | <b>29</b>            | <b>...</b>             | <b>...</b>        | <b>12 457</b> |
| <b>Rent Reductions</b>                  |               |                  |                |                    |                      |                      |                      |                      |                      |                      |                      |                        |                   |               |
| No subsidy .....                        | 2 917         | 76               | 229            | 601                | 637                  | 352                  | 490                  | 231                  | 152                  | 66                   | 27                   | 11                     | 46                | 14 343        |
| Rent control .....                      | 183           | 2                | 29             | 26                 | 44                   | 16                   | 30                   | 6                    | 14                   | 9                    | —                    | —                      | 8                 | 13 952        |
| No rent control .....                   | 2 728         | 73               | 200            | 572                | 593                  | 336                  | 460                  | 223                  | 138                  | 57                   | 27                   | 11                     | 38                | 14 374        |
| Reduced by owner .....                  | 307           | 6                | 17             | 100                | 86                   | 17                   | 41                   | 16                   | 6                    | 1                    | 11                   | —                      | 4                 | 11 745        |
| Not reduced by owner .....              | 2 407         | 67               | 183            | 471                | 500                  | 317                  | 415                  | 207                  | 131                  | 56                   | 16                   | 11                     | 33                | 14 814        |
| Owner reduction not reported .....      | 14            | —                | —              | —                  | 7                    | 2                    | 4                    | —                    | 1                    | —                    | —                    | —                      | —                 | ...           |
| Rent control not reported .....         | 6             | —                | —              | 3                  | —                    | —                    | —                    | 3                    | —                    | —                    | —                    | —                      | —                 | ...           |
| Owned by public housing authority ..... | 543           | 15               | 82             | 247                | 119                  | 47                   | 23                   | 3                    | 5                    | 3                    | —                    | —                      | —                 | 8 533         |
| Government subsidy .....                | 457           | 5                | 37             | 215                | 126                  | 51                   | 20                   | 1                    | —                    | 3                    | —                    | —                      | —                 | 9 341         |
| Other, income verification .....        | 216           | 8                | 29             | 64                 | 52                   | 27                   | 19                   | 11                   | —                    | 2                    | —                    | —                      | 2                 | 10 670        |
| Subsidy not reported .....              | 94            | 5                | 13             | 25                 | 9                    | 10                   | 17                   | 9                    | 3                    | —                    | —                    | —                      | 3                 | 12 113        |

<sup>1</sup>For mobile homes, oldest category is 1939 or earlier.  
<sup>2</sup>Beginning with 1989 this item uses current income in its calculation, see Appendix A.  
<sup>3</sup>May reflect a temporary situation, living off savings, or response error.

**Table 7-21. Housing Costs by Selected Characteristics—Occupied Units With Elderly Householder**

[Numbers in thousands. Consistent with the 1990 Census. .... means not applicable or sample too small. — means zero or rounds to zero]

| Characteristics  | Total         | Less than \$100 | \$100 to \$199 | \$200 to \$299 | \$300 to \$399 | \$400 to \$499 | \$500 to \$599 | \$600 to \$699 | \$700 to \$799 | \$800 to \$999 | \$1,000 to \$1,499 | \$1,500 or more | No cash rent | Median excluding no cash rent |
|--|---------------|-----------------|----------------|----------------|----------------|----------------|----------------|----------------|----------------|----------------|--------------------|-----------------|--------------|-------------------------------|
| <b>Total</b> .....   | <b>21 423</b> | <b>635</b>      | <b>4 235</b>   | <b>5 041</b>   | <b>3 141</b>   | <b>2 128</b>   | <b>1 547</b>   | <b>1 029</b>   | <b>780</b>     | <b>888</b>     | <b>931</b>         | <b>643</b>      | <b>423</b>   | <b>319</b>                    |
| <b>Units in Structure</b>  |               |                 |                |                |                |                |                |                |                |                |                    |                 |              |                               |
| 1, detached .....  | 14 715        | 371             | 3 177          | 4 036          | 2 156          | 1 341          | 855            | 521            | 385            | 512            | 620                | 445             | 297          | 291                           |
| 1, attached .....  | 1 212         | 26              | 137            | 232            | 179            | 137            | 98             | 98             | 63             | 63             | 96                 | 64              | 19           | 416                           |
| 2 to 4 .....   | 1 205         | 27              | 112            | 162            | 208            | 181            | 149            | 82             | 91             | 80             | 43                 | 25              | 45           | 439                           |
| 5 to 9 .....   | 570           | 13              | 79             | 75             | 84             | 64             | 82             | 50             | 47             | 32             | 24                 | 11              | 9            | 446                           |
| 10 to 19 .....   | 512           | 3               | 49             | 54             | 69             | 81             | 65             | 74             | 47             | 26             | 28                 | 12              | 3            | 497                           |
| 20 to 49 .....   | 636           | 19              | 89             | 85             | 91             | 84             | 65             | 57             | 54             | 54             | 19                 | 13              | 5            | 438                           |
| 50 or more .....   | 1 212         | 64              | 217            | 153            | 138            | 90             | 143            | 93             | 68             | 83             | 75                 | 68              | 18           | 427                           |
| Mobile home or trailer .....                                     | 1 362         | 113             | 374            | 244            | 216            | 150            | 90             | 55             | 25             | 38             | 26                 | 4               | 27           | 274                           |
| <b>Year Structure Built<sup>1</sup></b>                          |               |                 |                |                |                |                |                |                |                |                |                    |                 |              |                               |
| 2000 to 2004 .....   | —             | —               | —              | —              | —              | —              | —              | —              | —              | —              | —                  | —               | —            | ...                           |
| 1995 to 1999 .....   | 781           | 12              | 115            | 121            | 98             | 84             | 81             | 42             | 35             | 56             | 88                 | 44              | 6            | 450                           |
| 1990 to 1994 .....   | 896           | 35              | 112            | 163            | 133            | 81             | 80             | 41             | 51             | 57             | 85                 | 51              | 8            | 402                           |
| 1985 to 1989 .....   | 1 126         | 31              | 159            | 175            | 160            | 106            | 98             | 62             | 64             | 80             | 75                 | 95              | 19           | 426                           |
| 1980 to 1984 .....   | 1 084         | 32              | 152            | 298            | 147            | 95             | 86             | 65             | 37             | 39             | 68                 | 48              | 18           | 335                           |
| 1975 to 1979 .....   | 1 928         | 36              | 316            | 416            | 284            | 207            | 160            | 121            | 105            | 97             | 113                | 41              | 33           | 364                           |
| 1970 to 1974 .....   | 2 099         | 60              | 412            | 408            | 341            | 236            | 141            | 124            | 111            | 82             | 79                 | 64              | 40           | 344                           |
| 1960 to 1969 .....   | 3 689         | 101             | 680            | 863            | 570            | 413            | 300            | 184            | 133            | 156            | 143                | 82              | 64           | 329                           |
| 1950 to 1959 .....   | 3 707         | 99              | 812            | 1 099          | 521            | 335            | 216            | 148            | 91             | 143            | 103                | 80              | 60           | 283                           |
| 1940 to 1949 .....   | 1 869         | 80              | 497            | 465            | 255            | 174            | 105            | 71             | 48             | 46             | 49                 | 33              | 45           | 272                           |
| 1930 to 1939 .....   | 1 170         | 34              | 272            | 300            | 163            | 84             | 63             | 53             | 33             | 59             | 30                 | 36              | 42           | 286                           |
| 1920 to 1929 .....   | 1 096         | 42              | 240            | 284            | 177            | 101            | 79             | 29             | 24             | 37             | 37                 | 20              | 25           | 289                           |
| 1919 or earlier .....  | 1 978         | 72              | 467            | 451            | 292            | 211            | 139            | 90             | 48             | 36             | 61                 | 50              | 62           | 293                           |
| <b>Median</b> .....  | <b>1962</b>   | <b>1959</b>     | <b>1958</b>    | <b>1959</b>    | <b>1963</b>    | <b>1964</b>    | <b>1966</b>    | <b>1967</b>    | <b>1971</b>    | <b>1968</b>    | <b>1973</b>        | <b>1972</b>     | <b>1956</b>  | <b>...</b>                    |
| <b>Rooms</b>   |               |                 |                |                |                |                |                |                |                |                |                    |                 |              |                               |
| 1 room .....   | 62            | —               | 11             | 7              | 6              | 20             | 2              | 3              | 3              | 4              | 2                  | 1               | 3            | 427                           |
| 2 rooms .....  | 168           | 16              | 25             | 19             | 21             | 22             | 19             | 14             | 8              | 5              | 6                  | 3               | 10           | 393                           |
| 3 rooms .....  | 1 989         | 122             | 399            | 349            | 262            | 224            | 220            | 145            | 73             | 68             | 56                 | 38              | 34           | 341                           |
| 4 rooms .....  | 3 819         | 210             | 925            | 694            | 505            | 374            | 281            | 223            | 170            | 160            | 73                 | 99              | 104          | 306                           |
| 5 rooms .....  | 5 377         | 190             | 1 427          | 1 382          | 714            | 394            | 303            | 194            | 169            | 187            | 195                | 87              | 136          | 273                           |
| 6 rooms .....  | 5 021         | 71              | 964            | 1 432          | 745            | 464            | 353            | 202            | 180            | 199            | 215                | 125             | 71           | 301                           |
| 7 rooms .....  | 2 714         | 17              | 338            | 715            | 508            | 300            | 177            | 134            | 104            | 126            | 169                | 96              | 30           | 354                           |
| 8 rooms .....  | 1 408         | 2               | 100            | 276            | 255            | 217            | 117            | 72             | 38             | 88             | 115                | 115             | 13           | 430                           |
| 9 rooms .....  | 492           | 2               | 31             | 103            | 78             | 63             | 43             | 32             | 30             | 27             | 46                 | 27              | 9            | 444                           |
| 10 rooms or more .....   | 372           | 4               | 16             | 64             | 48             | 51             | 33             | 10             | 5              | 24             | 54                 | 52              | 12           | 495                           |
| <b>Bedrooms</b>  |               |                 |                |                |                |                |                |                |                |                |                    |                 |              |                               |
| None .....   | 129           | 8               | 19             | 15             | 19             | 30             | 6              | 11             | 4              | 4              | 3                  | 3               | 6            | 401                           |
| 1 .....  | 2 655         | 143             | 512            | 442            | 339            | 303            | 298            | 192            | 133            | 98             | 75                 | 61              | 60           | 359                           |
| 2 .....  | 6 815         | 294             | 1 585          | 1 434          | 942            | 648            | 482            | 320            | 255            | 288            | 243                | 153             | 171          | 301                           |
| 3 .....  | 8 940         | 170             | 1 815          | 2 526          | 1 354          | 781            | 545            | 368            | 288            | 322            | 360                | 267             | 145          | 295                           |
| 4 or more .....  | 2 883         | 19              | 304            | 625            | 487            | 366            | 217            | 138            | 100            | 176            | 250                | 160             | 42           | 397                           |
| <b>Complete Bathrooms</b>  |               |                 |                |                |                |                |                |                |                |                |                    |                 |              |                               |
| None .....   | 169           | 31              | 53             | 19             | 13             | 11             | 3              | 6              | 4              | 9              | 2                  | 2               | 15           | 187                           |
| 1 .....  | 9 221         | 451             | 2 454          | 2 050          | 1 128          | 849            | 717            | 434            | 285            | 265            | 196                | 131             | 260          | 277                           |
| 1 and one-half .....   | 4 098         | 75              | 757            | 1 153          | 694            | 391            | 268            | 194            | 125            | 154            | 133                | 98              | 58           | 305                           |
| 2 or more .....  | 7 935         | 78              | 971            | 1 818          | 1 306          | 877            | 559            | 396            | 366            | 460            | 600                | 413             | 91           | 381                           |
| <b>Main Heating Equipment</b>                                    |               |                 |                |                |                |                |                |                |                |                |                    |                 |              |                               |
| Warm-air furnace .....   | 12 531        | 268             | 2 530          | 3 248          | 1 804          | 1 169          | 817            | 576            | 422            | 507            | 604                | 402             | 185          | 307                           |
| Steam or hot water system .....                                  | 3 147         | 47              | 333            | 553            | 578            | 458            | 360            | 231            | 159            | 156            | 143                | 88              | 42           | 409                           |
| Electric heat pump .....   | 1 981         | 52              | 330            | 422            | 305            | 176            | 139            | 98             | 114            | 111            | 115                | 86              | 34           | 356                           |
| Built-in electric units .....                                    | 1 121         | 45              | 196            | 260            | 164            | 127            | 94             | 63             | 46             | 57             | 18                 | 31              | 21           | 330                           |
| Floor, wall, or other built-in hot-air units without ducts ..... | 1 145         | 56              | 318            | 238            | 128            | 117            | 93             | 36             | 28             | 42             | 30                 | 20              | 39           | 275                           |
| Room heaters with flue .....                                     | 488           | 36              | 206            | 80             | 52             | 21             | 20             | 12             | 7              | 5              | 2                  | 3               | 45           | 190                           |
| Room heaters without flue .....                                  | 466           | 50              | 184            | 107            | 52             | 19             | 6              | —              | —              | 4              | 3                  | 2               | 38           | 189                           |
| Portable electric heaters .....                                  | 111           | 13              | 23             | 35             | 15             | 15             | —              | —              | —              | 3              | 1                  | —               | 2            | 253                           |
| Stoves .....   | 239           | 53              | 63             | 46             | 23             | 11             | 7              | 6              | 2              | 4              | 8                  | 5               | 10           | 199                           |
| Fireplaces with inserts .....                                    | 24            | —               | 7              | 8              | 3              | —              | —              | —              | —              | —              | —                  | —               | —            | ...                           |
| Fireplaces without inserts .....                                 | 22            | 2               | 12             | 7              | —              | —              | —              | —              | —              | —              | —                  | —               | —            | ...                           |
| Other .....  | 53            | 8               | 14             | 8              | 5              | —              | 3              | —              | —              | —              | 4                  | 4               | 2            | ...                           |
| Cooking stove .....  | 26            | 2               | 4              | 14             | —              | —              | —              | —              | —              | —              | 2                  | —               | 2            | ...                           |
| None .....   | 69            | 4               | 16             | 15             | 12             | 6              | 3              | 3              | 2              | —              | 2                  | 2               | 3            | 280                           |
| <b>Primary Source of Water</b>                                   |               |                 |                |                |                |                |                |                |                |                |                    |                 |              |                               |
| Public system or private company .....                           | 18 435        | 482             | 3 401          | 4 330          | 2 749          | 1 899          | 1 409          | 927            | 715            | 806            | 829                | 560             | 328          | 331                           |
| Well serving 1 to 5 units .....                                  | 2 839         | 131             | 790            | 682            | 377            | 219            | 130            | 95             | 63             | 80             | 100                | 83              | 90           | 267                           |
| Drilled .....  | 2 479         | 118             | 682            | 605            | 329            | 179            | 116            | 82             | 56             | 76             | 84                 | 76              | 75           | 266                           |
| Dug .....  | 268           | 13              | 88             | 65             | 31             | 25             | 9              | 7              | 2              | —              | —                  | 2               | 15           | 239                           |
| Not reported .....   | 92            | —               | 20             | 12             | 16             | 14             | 5              | 6              | 5              | 5              | 5                  | 5               | —            | 392                           |
| Other .....  | 149           | 23              | 44             | 29             | 15             | 10             | 8              | 7              | 2              | 2              | 2                  | —               | 5            | 217                           |
| <b>Means of Sewage Disposal</b>                                  |               |                 |                |                |                |                |                |                |                |                |                    |                 |              |                               |
| Public sewer .....   | 16 303        | 367             | 2 809          | 3 831          | 2 487          | 1 746          | 1 278          | 872            | 661            | 731            | 744                | 508             | 269          | 341                           |
| Septic tank, cesspool, chemical toilet .....                     | 5 093         | 258             | 1 424          | 1 205          | 654            | 378            | 269            | 157            | 119            | 158            | 188                | 135             | 148          | 266                           |
| Other .....  | 26            | 10              | 2              | 5              | —              | 4              | —              | —              | —              | —              | —                  | —               | 5            | ...                           |
| <b>Main House Heating Fuel</b>                                   |               |                 |                |                |                |                |                |                |                |                |                    |                 |              |                               |
| Housing units with heating fuel .....                            | 21 354        | 631             | 4 219          | 5 026          | 3 129          | 2 123          | 1 544          | 1 027          | 778            | 888            | 929                | 641             | 420          | 319                           |
| Electricity .....  | 5 501         | 205             | 1 012          | 1 162          | 755            | 567            | 402            | 290            | 267            | 264            | 275                | 193             | 110          | 342                           |
| Piped gas .....  | 11 241        | 236             | 2 310          | 2 868          | 1 652          | 1 079          | 770            | 523            | 383            | 448            | 466                | 332             | 174          | 307                           |
| Bottled gas .....  | 1 427         | 63              | 381            | 347            | 214            | 97             | 71             | 54             | 18             | 52             | 52                 | 29              | 49           | 271                           |
| Fuel oil .....   | 2 547         | 52              | 337            | 508            | 427            | 338            | 274            | 142            | 99             | 111            | 120                | 79              | 59           | 381                           |
| Kerosene or other liquid fuel .....                              | 175           | 16              | 50             | 27             | 33             | 9              | 13             | 4              | 3              | 6              | 2                  | —               | 13           | 259                           |
| Coal or coke .....   | 37            | 4               | 18             | 7              | 2              | 2              | —              | —              | —              | —              | 2                  | —               | —            | ...                           |
| Wood .....   | 375           | 52              | 104            | 93             | 38             | 20             | 11             | 13             | 4              | 5              | 12                 | 8               | 15           | 226                           |
| Solar energy .....   | 5             | —               | —              | —              | —              | —              | 5              | —              | —              | —              | —                  | —               | —            | ...                           |
| Other .....  | 47            | 2               | 8              | 15             | 9              | 4              | 2              | —              | 2              | 2              | —                  | 1               | 2            | ...                           |



**Table 7-21. Housing Costs by Selected Characteristics—Occupied Units With Elderly Householder—Con.**

[Numbers in thousands. Consistent with the 1990 Census. .... means not applicable or sample too small. — means zero or rounds to zero]

| Characteristics                                      | Total  | Less than \$100 | \$100 to \$199 | \$200 to \$299 | \$300 to \$399 | \$400 to \$499 | \$500 to \$599 | \$600 to \$699 | \$700 to \$799 | \$800 to \$999 | \$1,000 to \$1,499 | \$1,500 or more | No cash rent | Median excluding no cash rent |
|--|--------|-----------------|----------------|----------------|----------------|----------------|----------------|----------------|----------------|----------------|--------------------|-----------------|--------------|-------------------------------|
| <b>Cooking Fuel</b>                                  |        |                 |                |                |                |                |                |                |                |                |                    |                 |              |                               |
| With cooking fuel .....                              | 21 371 | 631             | 4 226          | 5 032          | 3 135          | 2 114          | 1 542          | 1 029          | 780            | 885            | 930                | 643             | 423          | 319                           |
| Electricity .....                                    | 13 025 | 369             | 2 463          | 3 151          | 1 993          | 1 260          | 911            | 637            | 493            | 527            | 577                | 411             | 233          | 321                           |
| Piped gas .....                                      | 7 153  | 215             | 1 429          | 1 612          | 990            | 744            | 573            | 341            | 272            | 327            | 303                | 210             | 136          | 326                           |
| Bottled gas .....                                    | 1 175  | 41              | 329            | 269            | 151            | 110            | 58             | 15             | 15             | 31             | 48                 | 22              | 51           | 271                           |
| Kerosene or other liquid fuel .....                  | —      | —               | —              | —              | —              | —              | —              | —              | —              | —              | —                  | —               | —            | —                             |
| Coal or coke .....                                   | 2      | —               | —              | —              | —              | —              | —              | —              | —              | —              | 2                  | —               | —            | —                             |
| Wood .....   | 13     | 6               | 4              | —              | —              | —              | —              | —              | —              | —              | —                  | —               | 2            | —                             |
| Other .....  | 2      | —               | —              | —              | 2              | —              | —              | —              | —              | —              | —                  | —               | —            | —                             |
| <b>Persons</b>                                       |        |                 |                |                |                |                |                |                |                |                |                    |                 |              |                               |
| 1 person .....                                       | 9 622  | 424             | 2 367          | 2 175          | 1 273          | 888            | 676            | 456            | 328            | 321            | 262                | 187             | 268          | 287                           |
| 2 persons .....                                      | 9 686  | 194             | 1 578          | 2 448          | 1 540          | 972            | 710            | 460            | 376            | 444            | 491                | 351             | 122          | 336                           |
| 3 persons .....                                      | 1 268  | 10              | 156            | 274            | 173            | 178            | 121            | 72             | 49             | 59             | 94                 | 62              | 20           | 406                           |
| 4 persons .....                                      | 468    | 4               | 77             | 83             | 95             | 38             | 17             | 25             | 13             | 42             | 44                 | 19              | 11           | 367                           |
| 5 persons .....                                      | 196    | —               | 40             | 37             | 35             | 28             | 11             | 7              | 9              | 5              | 16                 | 9               | —            | 363                           |
| 6 persons .....                                      | 113    | 2               | 10             | 10             | 22             | 17             | 11             | 2              | 2              | 15             | 8                  | 12              | 1            | 467                           |
| 7 persons or more .....                              | 69     | 2               | 8              | 14             | 3              | 8              | 2              | 7              | 3              | 2              | 16                 | 4               | —            | 502                           |
| <b>Household Composition by Age of Householder</b>   |        |                 |                |                |                |                |                |                |                |                |                    |                 |              |                               |
| 2-or-more-person households .....                    | 11 800 | 212             | 1 868          | 2 867          | 1 868          | 1 241          | 872            | 574            | 452            | 568            | 669                | 456             | 155          | 347                           |
| Married-couple families, no nonrelatives .....       | 9 226  | 143             | 1 407          | 2 315          | 1 495          | 996            | 647            | 456            | 343            | 419            | 504                | 394             | 107          | 346                           |
| Under 25 years .....                                 | —      | —               | —              | —              | —              | —              | —              | —              | —              | —              | —                  | —               | —            | —                             |
| 25 to 29 years .....                                 | —      | —               | —              | —              | —              | —              | —              | —              | —              | —              | —                  | —               | —            | —                             |
| 30 to 34 years .....                                 | —      | —               | —              | —              | —              | —              | —              | —              | —              | —              | —                  | —               | —            | —                             |
| 35 to 44 years .....                                 | —      | —               | —              | —              | —              | —              | —              | —              | —              | —              | —                  | —               | —            | —                             |
| 45 to 64 years .....                                 | —      | —               | —              | —              | —              | —              | —              | —              | —              | —              | —                  | —               | —            | —                             |
| 65 years and over .....                              | 9 226  | 143             | 1 407          | 2 315          | 1 495          | 996            | 647            | 456            | 343            | 419            | 504                | 394             | 107          | 346                           |
| Other male householder .....                         | —      | —               | —              | —              | —              | —              | —              | —              | —              | —              | —                  | —               | —            | —                             |
| Under 45 years .....                                 | —      | —               | —              | —              | —              | —              | —              | —              | —              | —              | —                  | —               | —            | —                             |
| 45 to 64 years .....                                 | —      | —               | —              | —              | —              | —              | —              | —              | —              | —              | —                  | —               | —            | —                             |
| 65 years and over .....                              | —      | —               | —              | —              | —              | —              | —              | —              | —              | —              | —                  | —               | —            | —                             |
| Other female householder .....                       | —      | —               | —              | —              | —              | —              | —              | —              | —              | —              | —                  | —               | —            | —                             |
| Under 45 years .....                                 | —      | —               | —              | —              | —              | —              | —              | —              | —              | —              | —                  | —               | —            | —                             |
| 45 to 64 years .....                                 | —      | —               | —              | —              | —              | —              | —              | —              | —              | —              | —                  | —               | —            | —                             |
| 65 years and over .....                              | —      | —               | —              | —              | —              | —              | —              | —              | —              | —              | —                  | —               | —            | —                             |
| 1-person households .....                            | —      | —               | —              | —              | —              | —              | —              | —              | —              | —              | —                  | —               | —            | —                             |
| Male householder .....                               | —      | —               | —              | —              | —              | —              | —              | —              | —              | —              | —                  | —               | —            | —                             |
| Under 45 years .....                                 | —      | —               | —              | —              | —              | —              | —              | —              | —              | —              | —                  | —               | —            | —                             |
| 45 to 64 years .....                                 | —      | —               | —              | —              | —              | —              | —              | —              | —              | —              | —                  | —               | —            | —                             |
| 65 years and over .....                              | 2 365  | 135             | 485            | 531            | 328            | 225            | 149            | 125            | 101            | 104            | 57                 | 45              | 79           | 299                           |
| Female householder .....                             | 7 258  | 289             | 1 882          | 1 644          | 944            | 663            | 526            | 331            | 227            | 216            | 204                | 142             | 189          | 283                           |
| Under 45 years .....                                 | —      | —               | —              | —              | —              | —              | —              | —              | —              | —              | —                  | —               | —            | —                             |
| 45 to 64 years .....                                 | —      | —               | —              | —              | —              | —              | —              | —              | —              | —              | —                  | —               | —            | —                             |
| 65 years and over .....                              | 7 258  | 289             | 1 882          | 1 644          | 944            | 663            | 526            | 331            | 227            | 216            | 204                | 142             | 189          | 283                           |
| <b>Own Never Married Children Under 18 Years Old</b> |        |                 |                |                |                |                |                |                |                |                |                    |                 |              |                               |
| No own children under 18 years .....                 | 21 304 | 633             | 4 231          | 5 023          | 3 126          | 2 115          | 1 530          | 1 026          | 778            | 877            | 910                | 635             | 421          | 318                           |
| With own children under 18 years .....               | 119    | 2               | 4              | 18             | 15             | 14             | 18             | 3              | 2              | 11             | 21                 | 8               | 2            | 530                           |
| Under 6 years only .....                             | 7      | —               | —              | 4              | —              | 2              | —              | —              | —              | —              | —                  | —               | —            | —                             |
| 1 .....  | 7      | —               | —              | 4              | —              | 2              | —              | —              | —              | —              | —                  | —               | —            | —                             |
| 2 .....  | —      | —               | —              | —              | —              | —              | —              | —              | —              | —              | —                  | —               | —            | —                             |
| 3 or more .....                                      | —      | —               | —              | —              | —              | —              | —              | —              | —              | —              | —                  | —               | —            | —                             |
| 6 to 17 years only .....                             | 107    | 2               | 4              | 14             | 15             | 11             | 18             | 3              | 2              | 9              | 18                 | 8               | 2            | 535                           |
| 1 .....  | 89     | 2               | 4              | 14             | 13             | 6              | 15             | 1              | 2              | 9              | 12                 | 8               | 2            | 528                           |
| 2 .....  | 12     | —               | —              | —              | 2              | 2              | 2              | —              | —              | —              | 5                  | —               | —            | —                             |
| 3 or more .....                                      | 6      | —               | —              | —              | —              | —              | —              | 2              | —              | —              | 2                  | —               | —            | —                             |
| Both age groups .....                                | 5      | —               | —              | —              | —              | —              | —              | —              | —              | 2              | 3                  | —               | —            | —                             |
| 2 .....  | —      | —               | —              | —              | —              | —              | —              | —              | —              | —              | —                  | —               | —            | —                             |
| 3 or more .....                                      | 5      | —               | —              | —              | —              | —              | —              | —              | —              | 2              | 3                  | —               | —            | —                             |
| <b>Income of Families and Primary Individuals</b>    |        |                 |                |                |                |                |                |                |                |                |                    |                 |              |                               |
| Less than \$5,000 .....                              | 1 823  | 101             | 401            | 387            | 214            | 179            | 127            | 96             | 74             | 61             | 69                 | 61              | 51           | 299                           |
| \$5,000 to \$9,999 .....                             | 3 186  | 193             | 1 062          | 737            | 337            | 249            | 150            | 89             | 83             | 69             | 54                 | 47              | 117          | 238                           |
| \$10,000 to \$14,999 .....                           | 3 401  | 140             | 841            | 802            | 522            | 323            | 236            | 133            | 89             | 86             | 78                 | 50              | 100          | 283                           |
| \$15,000 to \$19,999 .....                           | 2 441  | 77              | 530            | 638            | 373            | 259            | 214            | 97             | 56             | 73             | 46                 | 40              | 40           | 293                           |
| \$20,000 to \$24,999 .....                           | 2 049  | 37              | 377            | 549            | 312            | 195            | 132            | 128            | 90             | 55             | 86                 | 42              | 48           | 312                           |
| \$25,000 to \$29,999 .....                           | 1 712  | 16              | 278            | 432            | 291            | 177            | 124            | 115            | 80             | 58             | 80                 | 41              | 19           | 341                           |
| \$30,000 to \$34,999 .....                           | 1 369  | 11              | 189            | 400            | 241            | 154            | 88             | 81             | 38             | 73             | 45                 | 39              | 11           | 333                           |
| \$35,000 to \$39,999 .....                           | 909    | 9               | 135            | 219            | 135            | 83             | 86             | 55             | 45             | 62             | 45                 | 22              | 14           | 363                           |
| \$40,000 to \$49,999 .....                           | 1 317  | 8               | 168            | 337            | 239            | 132            | 113            | 71             | 56             | 81             | 68                 | 41              | 4            | 360                           |
| \$50,000 to \$59,999 .....                           | 885    | 19              | 81             | 177            | 122            | 111            | 73             | 68             | 27             | 71             | 96                 | 31              | 9            | 435                           |
| \$60,000 to \$79,999 .....                           | 975    | 11              | 70             | 178            | 144            | 127            | 84             | 47             | 61             | 86             | 105                | 61              | 2            | 467                           |
| \$80,000 to \$99,999 .....                           | 411    | 2               | 44             | 66             | 65             | 38             | 35             | 12             | 29             | 26             | 51                 | 38              | 4            | 467                           |
| \$100,000 to \$119,999 .....                         | 355    | 9               | 23             | 58             | 56             | 32             | 28             | 12             | 35             | 32             | 30                 | 38              | 1            | 497                           |
| \$120,000 or more .....                              | 589    | 2               | 34             | 62             | 91             | 69             | 58             | 25             | 17             | 55             | 79                 | 93              | 4            | 559                           |
| Median .....   | 19 713 | 10 841          | 13 887         | 19 664         | 21 979         | 21 379         | 21 768         | 23 882         | 24 906         | 32 844         | 35 957             | 35 469          | 12 141       | —                             |

**Table 7-21. Housing Costs by Selected Characteristics—Occupied Units With Elderly Householder—Con.**

[Numbers in thousands. Consistent with the 1990 Census. ... means not applicable or sample too small. — means zero or rounds to zero]

| Characteristics  | Total         | Less than \$100 | \$100 to \$199 | \$200 to \$299 | \$300 to \$399 | \$400 to \$499 | \$500 to \$599 | \$600 to \$699 | \$700 to \$799 | \$800 to \$999 | \$1,000 to \$1,499 | \$1,500 or more | No cash rent | Median excluding no cash rent |
|--|---------------|-----------------|----------------|----------------|----------------|----------------|----------------|----------------|----------------|----------------|--------------------|-----------------|--------------|-------------------------------|
| <b>OWNER OCCUPIED UNITS</b>                            |               |                 |                |                |                |                |                |                |                |                |                    |                 |              |                               |
| <b>Total</b> .....                                     | <b>17 196</b> | <b>548</b>      | <b>3 763</b>   | <b>4 620</b>   | <b>2 646</b>   | <b>1 602</b>   | <b>1 019</b>   | <b>654</b>     | <b>468</b>     | <b>610</b>     | <b>732</b>         | <b>534</b>      | <b>...</b>   | <b>293</b>                    |
| <b>Value</b>   |               |                 |                |                |                |                |                |                |                |                |                    |                 |              |                               |
| Less than \$10,000 .....                               | 490           | 85              | 188            | 99             | 49             | 28             | 12             | 5              | 7              | 3              | 5                  | 10              | ...          | 185                           |
| \$10,000 to \$19,999 .....                             | 497           | 51              | 199            | 84             | 64             | 41             | 34             | 12             | —              | 5              | —                  | —               | ...          | 199                           |
| \$20,000 to \$29,999 .....                             | 482           | 65              | 167            | 108            | 53             | 43             | 23             | 13             | 4              | 5              | —                  | —               | ...          | 208                           |
| \$30,000 to \$39,999 .....                             | 683           | 47              | 298            | 166            | 61             | 49             | 29             | 8              | 3              | 4              | 7                  | 9               | ...          | 199                           |
| \$40,000 to \$49,999 .....                             | 916           | 64              | 349            | 236            | 103            | 44             | 42             | 23             | 30             | 10             | 6                  | 9               | ...          | 219                           |
| \$50,000 to \$59,999 .....                             | 1 087         | 58              | 416            | 280            | 142            | 81             | 36             | 17             | 23             | 16             | 11                 | 7               | ...          | 225                           |
| \$60,000 to \$69,999 .....                             | 1 201         | 48              | 419            | 331            | 147            | 66             | 89             | 42             | 19             | 26             | 8                  | 6               | ...          | 240                           |
| \$70,000 to \$79,999 .....                             | 1 330         | 29              | 385            | 458            | 187            | 69             | 58             | 46             | 8              | 45             | 24                 | 22              | ...          | 255                           |
| \$80,000 to \$99,999 .....                             | 2 324         | 30              | 495            | 857            | 368            | 165            | 96             | 93             | 83             | 62             | 44                 | 32              | ...          | 274                           |
| \$100,000 to \$119,999 .....                           | 1 784         | 20              | 271            | 616            | 326            | 152            | 114            | 68             | 64             | 76             | 57                 | 20              | ...          | 298                           |
| \$120,000 to \$149,999 .....                           | 1 883         | 17              | 235            | 580            | 381            | 232            | 93             | 65             | 59             | 80             | 116                | 26              | ...          | 329                           |
| \$150,000 to \$199,999 .....                           | 1 925         | 22              | 197            | 400            | 414            | 270            | 133            | 99             | 64             | 103            | 149                | 74              | ...          | 383                           |
| \$200,000 to \$249,999 .....                           | 941           | 2               | 65             | 163            | 164            | 165            | 88             | 61             | 28             | 53             | 111                | 41              | ...          | 446                           |
| \$250,000 to \$299,999 .....                           | 606           | —               | 42             | 107            | 75             | 69             | 72             | 37             | 18             | 37             | 67                 | 82              | ...          | 514                           |
| \$300,000 or more .....                                | 1 045         | 9               | 38             | 134            | 113            | 128            | 98             | 65             | 59             | 87             | 121                | 193             | ...          | 604                           |
| <b>Median</b> .....                                    | <b>96 442</b> | <b>43 886</b>   | <b>66 316</b>  | <b>92 776</b>  | <b>109 159</b> | <b>128 200</b> | <b>115 665</b> | <b>120 003</b> | <b>118 080</b> | <b>140 456</b> | <b>177 520</b>     | <b>254 713</b>  | <b>...</b>   | <b>...</b>                    |
| <b>Ratio of Value to Current Income</b>                |               |                 |                |                |                |                |                |                |                |                |                    |                 |              |                               |
| Less than 1.5 .....                                    | 2 529         | 157             | 666            | 571            | 413            | 222            | 163            | 54             | 61             | 85             | 79                 | 58              | ...          | 277                           |
| 1.5 to 1.9 .....                                       | 1 248         | 31              | 301            | 304            | 173            | 98             | 73             | 49             | 64             | 60             | 53                 | 42              | ...          | 296                           |
| 2.0 to 2.4 .....                                       | 1 248         | 35              | 245            | 360            | 184            | 121            | 68             | 56             | 37             | 72             | 36                 | 33              | ...          | 295                           |
| 2.5 to 2.9 .....                                       | 1 252         | 45              | 282            | 373            | 158            | 101            | 80             | 47             | 28             | 29             | 66                 | 42              | ...          | 280                           |
| 3.0 to 3.9 .....                                       | 1 976         | 43              | 431            | 578            | 307            | 166            | 103            | 80             | 57             | 66             | 94                 | 51              | ...          | 289                           |
| 4.0 to 4.9 .....                                       | 1 669         | 32              | 344            | 465            | 264            | 155            | 87             | 70             | 49             | 74             | 82                 | 47              | ...          | 299                           |
| 5.0 or more .....                                      | 6 837         | 175             | 1 397          | 1 851          | 1 101          | 699            | 419            | 277            | 162            | 215            | 292                | 249             | ...          | 300                           |
| Zero or negative income .....                          | 437           | 29              | 95             | 119            | 46             | 41             | 26             | 20             | 9              | 10             | 31                 | 11              | ...          | ...                           |
| <b>Median</b> .....                                    | <b>4.1</b>    | <b>2.9</b>      | <b>3.8</b>     | <b>4.1</b>     | <b>4.2</b>     | <b>4.5</b>     | <b>4.1</b>     | <b>4.4</b>     | <b>3.7</b>     | <b>3.8</b>     | <b>4.3</b>         | <b>4.7</b>      | <b>...</b>   | <b>...</b>                    |
| <b>Monthly Payment for Principal and Interest</b>      |               |                 |                |                |                |                |                |                |                |                |                    |                 |              |                               |
| One or more regular mortgages .....                    | 3 142         | 9               | 31             | 125            | 257            | 281            | 397            | 309            | 301            | 432            | 606                | 392             | ...          | 753                           |
| Less than \$100 .....                                  | 159           | 9               | 30             | 51             | 33             | 10             | 21             | 1              | 1              | 2              | 2                  | —               | ...          | 278                           |
| \$100 to \$199 .....                                   | 336           | —               | 1              | 71             | 144            | 63             | 27             | 20             | 5              | 2              | 3                  | —               | ...          | 367                           |
| \$200 to \$249 .....                                   | 248           | —               | —              | 3              | 58             | 82             | 65             | 15             | 17             | 5              | 2                  | —               | ...          | 476                           |
| \$250 to \$299 .....                                   | 197           | —               | —              | —              | 18             | 60             | 68             | 24             | 17             | 4              | 6                  | —               | ...          | 530                           |
| \$300 to \$349 .....                                   | 267           | —               | —              | —              | 4              | 47             | 94             | 52             | 38             | 21             | 11                 | —               | ...          | 588                           |
| \$350 to \$399 .....                                   | 218           | —               | —              | —              | —              | 19             | 64             | 63             | 38             | 22             | 7                  | 5               | ...          | 642                           |
| \$400 to \$449 .....                                   | 204           | —               | —              | —              | —              | —              | 45             | 55             | 50             | 45             | 9                  | —               | ...          | 705                           |
| \$450 to \$499 .....                                   | 198           | —               | —              | —              | —              | —              | 12             | 49             | 57             | 49             | 31                 | —               | ...          | 767                           |
| \$500 to \$599 .....                                   | 299           | —               | —              | —              | —              | —              | 2              | 30             | 67             | 137            | 56                 | 7               | ...          | 874                           |
| \$600 to \$699 .....                                   | 207           | —               | —              | —              | —              | —              | —              | —              | 10             | 96             | 95                 | 7               | ...          | 996                           |
| \$700 to \$799 .....                                   | 154           | —               | —              | —              | —              | —              | —              | —              | 1              | 37             | 111                | 5               | ...          | 1 175                         |
| \$800 to \$999 .....                                   | 225           | —               | —              | —              | —              | —              | —              | —              | —              | 14             | 193                | 18              | ...          | 1 255                         |
| \$1,000 to \$1,249 .....                               | 197           | —               | —              | —              | —              | —              | —              | —              | —              | —              | 79                 | 118             | ...          | 1500+                         |
| \$1,250 to \$1,499 .....                               | 68            | —               | —              | —              | —              | —              | —              | —              | —              | —              | —                  | 68              | ...          | 1500+                         |
| \$1,500 or more .....                                  | 164           | —               | —              | —              | —              | —              | —              | —              | —              | —              | —                  | 164             | ...          | 1500+                         |
| <b>Median</b> .....                                    | <b>436</b>    | <b>...</b>      | <b>...</b>     | <b>116</b>     | <b>166</b>     | <b>241</b>     | <b>310</b>     | <b>383</b>     | <b>434</b>     | <b>550</b>     | <b>772</b>         | <b>1 382</b>    | <b>...</b>   | <b>...</b>                    |
| <b>Average Monthly Cost Paid for Real Estate Taxes</b> |               |                 |                |                |                |                |                |                |                |                |                    |                 |              |                               |
| Less than \$25 .....                                   | 3 479         | 476             | 1 557          | 676            | 292            | 175            | 124            | 61             | 24             | 45             | 34                 | 16              | ...          | 181                           |
| \$25 to \$49 .....                                     | 2 947         | 63              | 1 232          | 865            | 284            | 162            | 118            | 77             | 46             | 59             | 36                 | 4               | ...          | 221                           |
| \$50 to \$74 .....                                     | 2 454         | 9               | 657            | 996            | 303            | 112            | 108            | 89             | 59             | 59             | 41                 | 21              | ...          | 256                           |
| \$75 to \$99 .....                                     | 1 716         | —               | 237            | 817            | 280            | 87             | 79             | 51             | 33             | 49             | 68                 | 15              | ...          | 276                           |
| \$100 to \$149 .....                                   | 2 602         | —               | 79             | 1 011          | 705            | 206            | 116            | 83             | 98             | 102            | 149                | 55              | ...          | 330                           |
| \$150 to \$199 .....                                   | 1 478         | —               | —              | 219            | 517            | 303            | 89             | 55             | 50             | 77             | 111                | 57              | ...          | 401                           |
| \$200 or more .....                                    | 2 521         | —               | —              | 36             | 266            | 557            | 386            | 239            | 158            | 219            | 292                | 366             | ...          | 606                           |
| <b>Median</b> .....                                    | <b>72</b>     | <b>25-</b>      | <b>32</b>      | <b>69</b>      | <b>112</b>     | <b>160</b>     | <b>135</b>     | <b>130</b>     | <b>137</b>     | <b>146</b>     | <b>167</b>         | <b>200+</b>     | <b>...</b>   | <b>...</b>                    |
| <b>Purchase Price</b>                                  |               |                 |                |                |                |                |                |                |                |                |                    |                 |              |                               |
| Home purchased or built .....                          | 16 221        | 492             | 3 481          | 4 393          | 2 499          | 1 524          | 977            | 623            | 452            | 579            | 689                | 511             | ...          | 294                           |
| Less than \$10,000 .....                               | 2 334         | 188             | 889            | 649            | 248            | 136            | 66             | 44             | 24             | 29             | 31                 | 30              | ...          | 214                           |
| \$10,000 to \$19,999 .....                             | 3 452         | 79              | 910            | 1 216          | 568            | 284            | 116            | 78             | 41             | 53             | 57                 | 50              | ...          | 261                           |
| \$20,000 to \$29,999 .....                             | 2 000         | 59              | 371            | 583            | 368            | 226            | 163            | 90             | 50             | 37             | 25                 | 27              | ...          | 298                           |
| \$30,000 to \$39,999 .....                             | 1 223         | 37              | 228            | 310            | 204            | 165            | 110            | 43             | 27             | 43             | 30                 | 25              | ...          | 318                           |
| \$40,000 to \$49,999 .....                             | 927           | 15              | 158            | 245            | 149            | 97             | 63             | 61             | 47             | 31             | 44                 | 17              | ...          | 330                           |
| \$50,000 to \$59,999 .....                             | 770           | 10              | 118            | 185            | 104            | 91             | 71             | 38             | 42             | 51             | 41                 | 20              | ...          | 371                           |
| \$60,000 to \$69,999 .....                             | 631           | —               | 88             | 163            | 99             | 59             | 68             | 53             | 27             | 41             | 23                 | 9               | ...          | 365                           |
| \$70,000 to \$79,999 .....                             | 450           | —               | 46             | 119            | 64             | 48             | 34             | 37             | 27             | 36             | 26                 | 13              | ...          | 395                           |
| \$80,000 to \$99,999 .....                             | 763           | 5               | 66             | 194            | 150            | 69             | 38             | 30             | 48             | 74             | 56                 | 32              | ...          | 378                           |
| \$100,000 to \$119,999 .....                           | 449           | —               | 31             | 109            | 74             | 43             | 43             | 19             | 25             | 41             | 50                 | 12              | ...          | 422                           |
| \$120,000 to \$149,999 .....                           | 499           | —               | 19             | 93             | 101            | 60             | 27             | 30             | 27             | 26             | 89                 | 26              | ...          | 459                           |
| \$150,000 to \$199,999 .....                           | 449           | 2               | 16             | 43             | 57             | 54             | 31             | 27             | 17             | 37             | 98                 | 66              | ...          | 677                           |
| \$200,000 to \$249,999 .....                           | 169           | —               | 1              | 20             | 14             | 26             | 9              | 11             | 6              | 9              | 30                 | 45              | ...          | 779                           |
| \$250,000 to \$299,999 .....                           | 110           | —               | —              | 2              | 18             | 7              | 21             | 11             | —              | 3              | 19                 | 29              | ...          | 664                           |
| \$300,000 or more .....                                | 162           | —               | 3              | 4              | 7              | 11             | 19             | 5              | 12             | 30             | 13                 | 60              | ...          | 942                           |
| Not reported .....                                     | 1 833         | 96              | 536            | 459            | 275            | 148            | 95             | 47             | 32             | 37             | 59                 | 50              | ...          | 262                           |
| <b>Median</b> .....                                    | <b>27 040</b> | <b>11 195</b>   | <b>16 411</b>  | <b>21 759</b>  | <b>28 049</b>  | <b>32 605</b>  | <b>38 644</b>  | <b>45 537</b>  | <b>54 835</b>  | <b>66 592</b>  | <b>93 649</b>      | <b>112 299</b>  | <b>...</b>   | <b>835</b>                    |
| Received as inheritance or gift .....                  | 10000-        | 10000-          | 10000-         | 10000-         | 10000-         | 10000-         | 10000-         | 10000-         | 10000-         | 10000-         | 10000-             | 10000-          | ...          | ...                           |
| Not reported .....                                     | 177           | 10              | 23             | 36             | 24             | 14             | 13             | 8              | —              | 17             | 21                 | 12              | ...          | 385                           |

Table 7-21. **Housing Costs by Selected Characteristics—Occupied Units With Elderly Householder—Con.**

[Numbers in thousands. Consistent with the 1990 Census. ... means not applicable or sample too small. — means zero or rounds to zero]

| Characteristics                         | Total        | Less than \$100 | \$100 to \$199 | \$200 to \$299 | \$300 to \$399 | \$400 to \$499 | \$500 to \$599 | \$600 to \$699 | \$700 to \$799 | \$800 to \$999 | \$1,000 to \$1,499 | \$1,500 or more | No cash rent | Median excluding no cash rent |
|---|--------------|-----------------|----------------|----------------|----------------|----------------|----------------|----------------|----------------|----------------|--------------------|-----------------|--------------|-------------------------------|
| <b>RENTER OCCUPIED UNITS</b>            |              |                 |                |                |                |                |                |                |                |                |                    |                 |              |                               |
| <b>Total</b> .....                      | <b>4 227</b> | <b>87</b>       | <b>472</b>     | <b>421</b>     | <b>494</b>     | <b>526</b>     | <b>528</b>     | <b>375</b>     | <b>312</b>     | <b>279</b>     | <b>199</b>         | <b>109</b>      | <b>423</b>   | <b>481</b>                    |
| <b>Rent Reductions</b>                  |              |                 |                |                |                |                |                |                |                |                |                    |                 |              |                               |
| No subsidy .....                        | 2 917        | 30              | 97             | 170            | 306            | 373            | 426            | 319            | 254            | 267            | 181                | 93              | 400          | 566                           |
| Rent control .....                      | 183          | 9               | 14             | 1              | 11             | 24             | 45             | 36             | 14             | 20             | 4                  | 3               | —            | 569                           |
| No rent control .....                   | 2 728        | 21              | 81             | 169            | 293            | 349            | 381            | 284            | 240            | 246            | 177                | 89              | 397          | 566                           |
| Reduced by owner .....                  | 307          | 4               | 14             | 22             | 28             | 35             | 17             | 11             | 4              | 5              | 1                  | —               | 164          | 407                           |
| Not reduced by owner .....              | 2 407        | 17              | 67             | 147            | 261            | 311            | 361            | 269            | 236            | 242            | 174                | 89              | 233          | 579                           |
| Owner reduction not reported .....      | 14           | —               | —              | —              | 4              | 2              | 3              | 4              | —              | —              | 2                  | —               | —            | ...                           |
| Rent control not reported .....         | 6            | —               | 1              | —              | 2              | —              | —              | —              | —              | —              | —                  | —               | 3            | ...                           |
| Owned by public housing authority ..... | 543          | 32              | 191            | 154            | 55             | 46             | 19             | 13             | 14             | —              | 1                  | 1               | 16           | 226                           |
| Government subsidy .....                | 457          | 15              | 154            | 71             | 89             | 44             | 37             | 19             | 16             | 2              | 3                  | 5               | 2            | 282                           |
| Other, income verification .....        | 216          | 10              | 30             | 20             | 36             | 36             | 39             | 10             | 13             | 4              | 8                  | 10              | —            | 432                           |
| Subsidy not reported .....              | 94           | —               | —              | 5              | 8              | 27             | 7              | 14             | 15             | 5              | 7                  | —               | 5            | 552                           |

<sup>1</sup>For mobile homes, oldest category is 1939 or earlier.

Table 7-22. Value by Selected Characteristics—Owner Occupied Units With Elderly Householder

[Numbers in thousands. Consistent with the 1990 Census. ... means not applicable or sample too small. — means zero or rounds to zero]

| Characteristics  | Total         | Less than \$30,000 | \$30,000 to \$39,999 | \$40,000 to \$49,999 | \$50,000 to \$59,999 | \$60,000 to \$79,999 | \$80,000 to \$99,999 | \$100,000 to \$149,999 | \$150,000 to \$199,999 | \$200,000 to \$249,999 | \$250,000 to \$299,999 | \$300,000 or more | Median        |
|--|---------------|--------------------|----------------------|----------------------|----------------------|----------------------|----------------------|------------------------|------------------------|------------------------|------------------------|-------------------|---------------|
| <b>Total</b> .....   | <b>17 196</b> | <b>1 469</b>       | <b>683</b>           | <b>916</b>           | <b>1 087</b>         | <b>2 532</b>         | <b>2 324</b>         | <b>3 667</b>           | <b>1 925</b>           | <b>941</b>             | <b>606</b>             | <b>1 045</b>      | <b>96 442</b> |
| <b>Units in Structure</b>  |               |                    |                      |                      |                      |                      |                      |                        |                        |                        |                        |                   |               |
| 1, detached .....  | 13 948        | 567                | 462                  | 715                  | 835                  | 2 085                | 2 047                | 3 204                  | 1 725                  | 843                    | 538                    | 926               | 104 100       |
| 1, attached .....  | 898           | 37                 | 43                   | 39                   | 63                   | 123                  | 122                  | 215                    | 125                    | 41                     | 30                     | 60                | 104 875       |
| 2 to 4 .....   | 430           | 17                 | 24                   | 26                   | 49                   | 95                   | 52                   | 97                     | 19                     | 20                     | 13                     | 18                | 81 673        |
| 5 to 9 .....   | 138           | 6                  | 2                    | 5                    | 10                   | 30                   | 22                   | 26                     | 17                     | 11                     | 6                      | 3                 | 94 215        |
| 10 to 19 .....   | 128           | 5                  | 4                    | 14                   | 4                    | 31                   | 25                   | 29                     | 5                      | —                      | 5                      | 5                 | 84 104        |
| 20 to 49 .....   | 140           | 12                 | 9                    | 7                    | 35                   | 21                   | 15                   | 17                     | 12                     | 7                      | 4                      | 2                 | 67 152        |
| 50 or more .....   | 259           | 24                 | 2                    | 9                    | 26                   | 33                   | 26                   | 63                     | 22                     | 14                     | 11                     | 28                | 106 517       |
| Mobile home or trailer .....                                     | 1 255         | 802                | 137                  | 101                  | 64                   | 113                  | 14                   | 17                     | —                      | 5                      | —                      | 3                 | 30000-        |
| <b>Year Structure Built<sup>1</sup></b>                          |               |                    |                      |                      |                      |                      |                      |                        |                        |                        |                        |                   |               |
| 2000 to 2004 .....   | —             | —                  | —                    | —                    | —                    | —                    | —                    | —                      | —                      | —                      | —                      | —                 | ...           |
| 1995 to 1999 .....   | 642           | 85                 | 25                   | 21                   | 25                   | 77                   | 47                   | 139                    | 86                     | 56                     | 32                     | 48                | 114 295       |
| 1990 to 1994 .....   | 692           | 92                 | 28                   | 36                   | 15                   | 51                   | 61                   | 164                    | 108                    | 60                     | 34                     | 44                | 119 212       |
| 1985 to 1989 .....   | 820           | 119                | 26                   | 26                   | 47                   | 52                   | 76                   | 206                    | 107                    | 41                     | 45                     | 76                | 115 802       |
| 1980 to 1984 .....   | 766           | 108                | 18                   | 41                   | 42                   | 106                  | 86                   | 148                    | 90                     | 43                     | 30                     | 53                | 95 640        |
| 1975 to 1979 .....   | 1 400         | 164                | 56                   | 55                   | 76                   | 176                  | 184                  | 332                    | 146                    | 73                     | 59                     | 78                | 98 682        |
| 1970 to 1974 .....   | 1 574         | 220                | 64                   | 57                   | 103                  | 198                  | 209                  | 355                    | 151                    | 76                     | 63                     | 79                | 93 981        |
| 1960 to 1969 .....   | 3 043         | 170                | 87                   | 110                  | 151                  | 425                  | 456                  | 744                    | 363                    | 220                    | 104                    | 212               | 108 220       |
| 1950 to 1959 .....   | 3 347         | 93                 | 113                  | 169                  | 212                  | 621                  | 523                  | 745                    | 412                    | 179                    | 119                    | 160               | 97 805        |
| 1940 to 1949 .....   | 1 584         | 121                | 64                   | 143                  | 143                  | 281                  | 212                  | 287                    | 152                    | 62                     | 35                     | 83                | 83 656        |
| 1930 to 1939 .....   | 897           | 59                 | 63                   | 83                   | 71                   | 147                  | 127                  | 154                    | 80                     | 37                     | 23                     | 51                | 83 898        |
| 1920 to 1929 .....   | 840           | 83                 | 50                   | 57                   | 71                   | 128                  | 116                  | 144                    | 68                     | 27                     | 25                     | 71                | 85 337        |
| 1919 or earlier .....  | 1 592         | 154                | 88                   | 118                  | 130                  | 270                  | 228                  | 249                    | 161                    | 68                     | 38                     | 89                | 83 162        |
| <b>Median</b> .....  | <b>1961</b>   | <b>1971</b>        | <b>1957</b>          | <b>1953</b>          | <b>1956</b>          | <b>1957</b>          | <b>1959</b>          | <b>1963</b>            | <b>1962</b>            | <b>1964</b>            | <b>1966</b>            | <b>1963</b>       | <b>...</b>    |
| <b>Rooms</b>   |               |                    |                      |                      |                      |                      |                      |                        |                        |                        |                        |                   |               |
| 1 room .....   | —             | —                  | —                    | —                    | —                    | —                    | —                    | —                      | —                      | —                      | —                      | —                 | ...           |
| 2 rooms .....  | 18            | 8                  | —                    | 2                    | 2                    | —                    | 3                    | —                      | —                      | —                      | —                      | —                 | ...           |
| 3 rooms .....  | 355           | 102                | 26                   | 40                   | 47                   | 38                   | 42                   | 39                     | 9                      | 5                      | 7                      | —                 | 52 039        |
| 4 rooms .....  | 2 565         | 632                | 175                  | 182                  | 248                  | 450                  | 261                  | 387                    | 112                    | 43                     | 23                     | 53                | 62 053        |
| 5 rooms .....  | 4 696         | 411                | 240                  | 383                  | 354                  | 924                  | 711                  | 921                    | 386                    | 161                    | 98                     | 106               | 80 995        |
| 6 rooms .....  | 4 722         | 212                | 183                  | 227                  | 272                  | 692                  | 770                  | 1 152                  | 593                    | 239                    | 176                    | 207               | 100 250       |
| 7 rooms .....  | 2 624         | 72                 | 37                   | 58                   | 109                  | 275                  | 360                  | 696                    | 423                    | 225                    | 127                    | 242               | 128 767       |
| 8 rooms .....  | 1 380         | 22                 | 11                   | 16                   | 38                   | 106                  | 112                  | 312                    | 268                    | 153                    | 103                    | 239               | 163 633       |
| 9 rooms .....  | 481           | 7                  | 11                   | 6                    | 7                    | 29                   | 39                   | 92                     | 86                     | 54                     | 42                     | 108               | 178 855       |
| 10 rooms or more .....   | 356           | 4                  | —                    | 2                    | 8                    | 19                   | 28                   | 68                     | 46                     | 62                     | 30                     | 90                | 203 272       |
| <b>Bedrooms</b>  |               |                    |                      |                      |                      |                      |                      |                        |                        |                        |                        |                   |               |
| None .....   | 13            | 4                  | —                    | 2                    | 2                    | —                    | 1                    | 2                      | —                      | —                      | —                      | —                 | ...           |
| 1 .....  | 659           | 157                | 37                   | 66                   | 76                   | 95                   | 72                   | 84                     | 34                     | 10                     | 22                     | 5                 | 59 125        |
| 2 .....  | 5 310         | 834                | 306                  | 386                  | 477                  | 945                  | 623                  | 877                    | 415                    | 160                    | 101                    | 186               | 73 797        |
| 3 .....  | 8 438         | 407                | 307                  | 406                  | 440                  | 1 230                | 1 364                | 2 082                  | 1 017                  | 481                    | 296                    | 406               | 101 535       |
| 4 or more .....  | 2 777         | 67                 | 33                   | 56                   | 91                   | 262                  | 264                  | 621                    | 458                    | 290                    | 187                    | 448               | 149 613       |
| <b>Complete Bathrooms</b>  |               |                    |                      |                      |                      |                      |                      |                        |                        |                        |                        |                   |               |
| None .....   | 100           | 31                 | 2                    | 9                    | 16                   | 6                    | 10                   | 13                     | 11                     | —                      | —                      | 2                 | 54 675        |
| 1 .....  | 5 875         | 841                | 392                  | 505                  | 554                  | 1 167                | 778                  | 953                    | 381                    | 118                    | 77                     | 109               | 71 045        |
| 1 and one-half .....   | 3 758         | 204                | 130                  | 182                  | 224                  | 597                  | 636                  | 951                    | 402                    | 169                    | 128                    | 136               | 97 082        |
| 2 or more .....  | 7 463         | 393                | 158                  | 221                  | 293                  | 761                  | 900                  | 1 751                  | 1 130                  | 654                    | 402                    | 798               | 128 670       |
| <b>Main Heating Equipment</b>                                    |               |                    |                      |                      |                      |                      |                      |                        |                        |                        |                        |                   |               |
| Warm-air furnace .....   | 10 780        | 957                | 416                  | 568                  | 672                  | 1 589                | 1 471                | 2 354                  | 1 166                  | 567                    | 377                    | 644               | 96 149        |
| Steam or hot water system .....                                  | 2 190         | 69                 | 44                   | 82                   | 110                  | 289                  | 320                  | 473                    | 352                    | 177                    | 90                     | 183               | 119 118       |
| Electric heat pump .....   | 1 627         | 103                | 45                   | 74                   | 90                   | 261                  | 224                  | 433                    | 175                    | 84                     | 53                     | 85                | 101 849       |
| Built-in electric units .....                                    | 643           | 30                 | 20                   | 39                   | 43                   | 95                   | 100                  | 149                    | 67                     | 31                     | 33                     | 36                | 98 815        |
| Floor, wall, or other built-in hot-air units without ducts ..... | 812           | 72                 | 41                   | 51                   | 68                   | 139                  | 83                   | 127                    | 94                     | 51                     | 21                     | 64                | 88 254        |
| Room heaters with flue .....                                     | 364           | 64                 | 35                   | 37                   | 52                   | 68                   | 30                   | 47                     | 20                     | 2                      | 4                      | 5                 | 58 761        |
| Room heaters without flue .....                                  | 371           | 103                | 41                   | 44                   | 34                   | 35                   | 43                   | 35                     | 16                     | 6                      | 10                     | 5                 | 49 475        |
| Portable electric heaters .....                                  | 62            | 14                 | 5                    | 5                    | 7                    | 5                    | 7                    | 10                     | 7                      | —                      | 2                      | 1                 | 62 274        |
| Stoves .....   | 206           | 31                 | 19                   | 11                   | 9                    | 38                   | 29                   | 28                     | 14                     | 14                     | 5                      | 8                 | 77 361        |
| Fireplaces with inserts .....                                    | 23            | —                  | 1                    | —                    | —                    | 3                    | 10                   | 4                      | 3                      | —                      | —                      | —                 | ...           |
| Fireplaces without inserts .....                                 | 22            | 4                  | 2                    | —                    | —                    | —                    | 5                    | —                      | 7                      | —                      | —                      | 4                 | ...           |
| Other .....  | 34            | 13                 | 5                    | 2                    | 2                    | 7                    | —                    | 3                      | —                      | —                      | —                      | 1                 | ...           |
| Cooking stove .....  | 21            | 10                 | —                    | —                    | —                    | 3                    | 2                    | 3                      | 1                      | —                      | —                      | 2                 | ...           |
| None .....   | 41            | —                  | 7                    | 2                    | —                    | —                    | —                    | 2                      | 4                      | 8                      | 7                      | 10                | ...           |
| <b>Primary Source of Water</b>                                   |               |                    |                      |                      |                      |                      |                      |                        |                        |                        |                        |                   |               |
| Public system or private company .....                           | 14 388        | 1 187              | 553                  | 733                  | 901                  | 2 134                | 2 018                | 3 103                  | 1 576                  | 806                    | 504                    | 872               | 96 706        |
| Well serving 1 to 5 units .....                                  | 2 670         | 254                | 122                  | 174                  | 174                  | 372                  | 290                  | 546                    | 342                    | 131                    | 100                    | 166               | 96 538        |
| Drilled .....  | 2 347         | 217                | 108                  | 160                  | 153                  | 324                  | 238                  | 470                    | 311                    | 112                    | 97                     | 157               | 97 793        |
| Dug .....  | 241           | 23                 | 12                   | 9                    | 16                   | 44                   | 43                   | 52                     | 19                     | 16                     | 1                      | 7                 | 87 879        |
| Not reported .....   | 82            | 14                 | 2                    | 5                    | 5                    | 4                    | 9                    | 24                     | 12                     | 3                      | 2                      | 2                 | 104 319       |
| Other .....  | 138           | 28                 | 8                    | 9                    | 13                   | 26                   | 16                   | 18                     | 7                      | 5                      | 2                      | 7                 | 68 538        |
| <b>Means of Sewage Disposal</b>                                  |               |                    |                      |                      |                      |                      |                      |                        |                        |                        |                        |                   |               |
| Public sewer .....   | 12 373        | 920                | 468                  | 604                  | 785                  | 1 835                | 1 776                | 2 677                  | 1 424                  | 718                    | 416                    | 749               | 97 726        |
| Septic tank, cesspool, chemical toilet .....                     | 4 808         | 547                | 212                  | 310                  | 300                  | 697                  | 545                  | 989                    | 500                    | 223                    | 190                    | 294               | 92 378        |
| Other .....  | 16            | 2                  | 2                    | 2                    | 2                    | —                    | 2                    | 2                      | —                      | —                      | —                      | 2                 | ...           |
| <b>Main House Heating Fuel</b>                                   |               |                    |                      |                      |                      |                      |                      |                        |                        |                        |                        |                   |               |
| Housing units with heating fuel .....                            | 17 155        | 1 469              | 676                  | 914                  | 1 087                | 2 532                | 2 324                | 3 665                  | 1 920                  | 933                    | 599                    | 1 035             | 96 342        |
| Electricity .....  | 3 871         | 332                | 150                  | 206                  | 247                  | 568                  | 536                  | 944                    | 359                    | 200                    | 136                    | 193               | 96 163        |
| Piped gas .....  | 9 484         | 666                | 356                  | 477                  | 595                  | 1 454                | 1 321                | 2 006                  | 1 130                  | 525                    | 329                    | 625               | 98 075        |
| Bottled gas .....  | 1 296         | 283                | 86                   | 102                  | 94                   | 170                  | 135                  | 202                    | 115                    | 40                     | 23                     | 47                | 69 781        |
| Fuel oil .....   | 1 966         | 84                 | 40                   | 103                  | 99                   | 257                  | 274                  | 449                    | 273                    | 140                    | 92                     | 155               | 113 952       |
| Kerosene or other liquid fuel .....                              | 146           | 50                 | 16                   | 8                    | 22                   | 20                   | 7                    | 11                     | 7                      | 2                      | 3                      | —                 | 49 210        |
| Coal or coke .....   | 37            | 14                 | 2                    | 4                    | —                    | 5                    | —                    | 5                      | 2                      | 2                      | —                      | 2                 | ...           |
| Wood .....   | 336           | 38                 | 27                   | 12                   | 27                   | 53                   | 53                   | 47                     | 32                     | 19                     | 16                     | 12                | 83 952        |
| Solar energy .....   | 2             | —                  | —                    | —                    | —                    | —                    | —                    | —                      | —                      | —                      | —                      | —                 | ...           |
| Other .....  | 16            | 2                  | —                    | —                    | 2                    | 5                    | —                    | 2                      | 2                      | 2                      | —                      | —                 | ...           |

**Table 7-22. Value by Selected Characteristics—Owner Occupied Units With Elderly Householder—Con.**

[Numbers in thousands. Consistent with the 1990 Census. .... means not applicable or sample too small. — means zero or rounds to zero]

| Characteristics                                      | Total  | Less than \$30,000 | \$30,000 to \$39,999 | \$40,000 to \$49,999 | \$50,000 to \$59,999 | \$60,000 to \$79,999 | \$80,000 to \$99,999 | \$100,000 to \$149,999 | \$150,000 to \$199,999 | \$200,000 to \$249,999 | \$250,000 to \$299,999 | \$300,000 or more | Median  |
|--|--------|--------------------|----------------------|----------------------|----------------------|----------------------|----------------------|------------------------|------------------------|------------------------|------------------------|-------------------|---------|
| <b>Cooking Fuel</b>                                  |        |                    |                      |                      |                      |                      |                      |                        |                        |                        |                        |                   |         |
| With cooking fuel .....                              | 17 180 | 1 467              | 683                  | 916                  | 1 087                | 2 530                | 2 324                | 3 660                  | 1 920                  | 940                    | 606                    | 1 045             | 96 407  |
| Electricity .....                                    | 10 515 | 621                | 346                  | 552                  | 611                  | 1 495                | 1 536                | 2 496                  | 1 214                  | 590                    | 380                    | 674               | 101 915 |
| Piped gas .....                                      | 5 604  | 569                | 270                  | 299                  | 404                  | 897                  | 676                  | 1 000                  | 627                    | 315                    | 206                    | 342               | 90 729  |
| Bottled gas .....                                    | 1 045  | 275                | 66                   | 65                   | 67                   | 135                  | 110                  | 160                    | 80                     | 36                     | 21                     | 30                | 67 249  |
| Kerosene or other liquid fuel .....                  | —      | —                  | —                    | —                    | —                    | —                    | —                    | —                      | —                      | —                      | —                      | —                 | ...     |
| Coal or coke .....                                   | 2      | —                  | —                    | —                    | —                    | —                    | —                    | 2                      | —                      | —                      | —                      | —                 | ...     |
| Wood .....   | 11     | —                  | —                    | —                    | 5                    | 2                    | 3                    | 2                      | —                      | —                      | —                      | —                 | ...     |
| Other .....  | 2      | 2                  | —                    | —                    | —                    | —                    | —                    | —                      | —                      | —                      | —                      | —                 | ...     |
| <b>Persons</b>                                       |        |                    |                      |                      |                      |                      |                      |                        |                        |                        |                        |                   |         |
| 1 person .....                                       | 6 664  | 764                | 315                  | 402                  | 504                  | 1 090                | 954                  | 1 327                  | 582                    | 251                    | 200                    | 275               | 85 381  |
| 2 persons .....                                      | 8 675  | 593                | 275                  | 448                  | 468                  | 1 178                | 1 154                | 1 962                  | 1 095                  | 546                    | 320                    | 636               | 105 645 |
| 3 persons .....                                      | 1 115  | 68                 | 52                   | 38                   | 71                   | 146                  | 122                  | 216                    | 178                    | 97                     | 49                     | 79                | 113 878 |
| 4 persons .....                                      | 411    | 33                 | 27                   | 20                   | 22                   | 53                   | 53                   | 85                     | 43                     | 27                     | 19                     | 28                | 98 989  |
| 5 persons .....                                      | 176    | 6                  | 3                    | 5                    | 11                   | 43                   | 26                   | 41                     | 15                     | 10                     | 5                      | 11                | 95 993  |
| 6 persons .....                                      | 95     | 1                  | 7                    | 3                    | 2                    | 10                   | 10                   | 29                     | 5                      | 7                      | 12                     | 7                 | 122 732 |
| 7 persons or more .....                              | 61     | 4                  | 4                    | —                    | 9                    | 12                   | 5                    | 7                      | 7                      | 3                      | 1                      | 9                 | 87 863  |
| <b>Household Composition by Age of Householder</b>   |        |                    |                      |                      |                      |                      |                      |                        |                        |                        |                        |                   |         |
| 2-or-more-person households .....                    | 10 532 | 705                | 368                  | 515                  | 583                  | 1 442                | 1 370                | 2 341                  | 1 343                  | 690                    | 406                    | 770               | 106 061 |
| Married-couple families, no nonrelatives .....       | 8 442  | 478                | 244                  | 395                  | 433                  | 1 163                | 1 109                | 1 923                  | 1 097                  | 597                    | 341                    | 662               | 110 346 |
| Under 25 years .....                                 | ...    | ...                | ...                  | ...                  | ...                  | ...                  | ...                  | ...                    | ...                    | ...                    | ...                    | ...               | ...     |
| 25 to 29 years .....                                 | ...    | ...                | ...                  | ...                  | ...                  | ...                  | ...                  | ...                    | ...                    | ...                    | ...                    | ...               | ...     |
| 30 to 34 years .....                                 | ...    | ...                | ...                  | ...                  | ...                  | ...                  | ...                  | ...                    | ...                    | ...                    | ...                    | ...               | ...     |
| 35 to 44 years .....                                 | ...    | ...                | ...                  | ...                  | ...                  | ...                  | ...                  | ...                    | ...                    | ...                    | ...                    | ...               | ...     |
| 45 to 64 years .....                                 | ...    | ...                | ...                  | ...                  | ...                  | ...                  | ...                  | ...                    | ...                    | ...                    | ...                    | ...               | ...     |
| 65 years and over .....                              | 8 442  | 478                | 244                  | 395                  | 433                  | 1 163                | 1 109                | 1 923                  | 1 097                  | 597                    | 341                    | 662               | 110 346 |
| Other male householder .....                         | 575    | 62                 | 26                   | 21                   | 34                   | 60                   | 76                   | 109                    | 81                     | 41                     | 35                     | 30                | 103 734 |
| Under 45 years .....                                 | ...    | ...                | ...                  | ...                  | ...                  | ...                  | ...                  | ...                    | ...                    | ...                    | ...                    | ...               | ...     |
| 45 to 64 years .....                                 | ...    | ...                | ...                  | ...                  | ...                  | ...                  | ...                  | ...                    | ...                    | ...                    | ...                    | ...               | ...     |
| 65 years and over .....                              | 575    | 62                 | 26                   | 21                   | 34                   | 60                   | 76                   | 109                    | 81                     | 41                     | 35                     | 30                | 103 734 |
| Other female householder .....                       | 1 515  | 165                | 98                   | 99                   | 115                  | 218                  | 185                  | 310                    | 165                    | 52                     | 31                     | 78                | 86 791  |
| Under 45 years .....                                 | ...    | ...                | ...                  | ...                  | ...                  | ...                  | ...                  | ...                    | ...                    | ...                    | ...                    | ...               | ...     |
| 45 to 64 years .....                                 | ...    | ...                | ...                  | ...                  | ...                  | ...                  | ...                  | ...                    | ...                    | ...                    | ...                    | ...               | ...     |
| 65 years and over .....                              | 1 515  | 165                | 98                   | 99                   | 115                  | 218                  | 185                  | 310                    | 165                    | 52                     | 31                     | 78                | 86 791  |
| 1-person households .....                            | 6 664  | 764                | 315                  | 402                  | 504                  | 1 090                | 954                  | 1 327                  | 582                    | 251                    | 200                    | 275               | 85 381  |
| Male householder .....                               | 1 547  | 203                | 89                   | 102                  | 80                   | 264                  | 189                  | 284                    | 143                    | 52                     | 59                     | 83                | 83 876  |
| Under 45 years .....                                 | ...    | ...                | ...                  | ...                  | ...                  | ...                  | ...                  | ...                    | ...                    | ...                    | ...                    | ...               | ...     |
| 45 to 64 years .....                                 | ...    | ...                | ...                  | ...                  | ...                  | ...                  | ...                  | ...                    | ...                    | ...                    | ...                    | ...               | ...     |
| 65 years and over .....                              | 1 547  | 203                | 89                   | 102                  | 80                   | 264                  | 189                  | 284                    | 143                    | 52                     | 59                     | 83                | 83 876  |
| Female householder .....                             | 5 117  | 562                | 226                  | 299                  | 425                  | 827                  | 765                  | 1 043                  | 438                    | 199                    | 141                    | 192               | 85 752  |
| Under 45 years .....                                 | ...    | ...                | ...                  | ...                  | ...                  | ...                  | ...                  | ...                    | ...                    | ...                    | ...                    | ...               | ...     |
| 45 to 64 years .....                                 | ...    | ...                | ...                  | ...                  | ...                  | ...                  | ...                  | ...                    | ...                    | ...                    | ...                    | ...               | ...     |
| 65 years and over .....                              | 5 117  | 562                | 226                  | 299                  | 425                  | 827                  | 765                  | 1 043                  | 438                    | 199                    | 141                    | 192               | 85 752  |
| <b>Own Never Married Children Under 18 Years Old</b> |        |                    |                      |                      |                      |                      |                      |                        |                        |                        |                        |                   |         |
| No own children under 18 years .....                 | 17 099 | 1 462              | 674                  | 916                  | 1 082                | 2 529                | 2 317                | 3 647                  | 1 912                  | 931                    | 606                    | 1 023             | 96 288  |
| With own children under 18 years .....               | 97     | 8                  | 9                    | —                    | 5                    | 3                    | 7                    | 21                     | 12                     | 11                     | —                      | 22                | 140 383 |
| Under 6 years only .....                             | 7      | —                  | —                    | —                    | 2                    | —                    | —                    | 2                      | —                      | 2                      | —                      | —                 | ...     |
| 1 .....  | 7      | —                  | —                    | —                    | 2                    | —                    | —                    | 2                      | —                      | 2                      | —                      | —                 | ...     |
| 2 .....  | —      | —                  | —                    | —                    | —                    | —                    | —                    | —                      | —                      | —                      | —                      | —                 | ...     |
| 3 or more .....                                      | —      | —                  | —                    | —                    | —                    | —                    | —                    | —                      | —                      | —                      | —                      | —                 | ...     |
| 6 to 17 years only .....                             | 87     | 8                  | 9                    | —                    | 3                    | 3                    | 7                    | 15                     | 12                     | 8                      | —                      | 22                | 145 126 |
| 1 .....  | 72     | 8                  | 8                    | —                    | 3                    | 3                    | 5                    | 12                     | 7                      | 6                      | —                      | 20                | 138 168 |
| 2 .....  | 12     | —                  | 1                    | —                    | —                    | —                    | —                    | 4                      | 2                      | 2                      | —                      | 2                 | ...     |
| 3 or more .....                                      | 4      | —                  | —                    | —                    | —                    | —                    | —                    | —                      | 2                      | —                      | —                      | —                 | ...     |
| Both age groups .....                                | 3      | —                  | —                    | —                    | —                    | —                    | —                    | 3                      | —                      | —                      | —                      | —                 | ...     |
| 2 .....  | —      | —                  | —                    | —                    | —                    | —                    | —                    | —                      | —                      | —                      | —                      | —                 | ...     |
| 3 or more .....                                      | 3      | —                  | —                    | —                    | —                    | —                    | —                    | 3                      | —                      | —                      | —                      | —                 | ...     |
| <b>Income of Families and Primary Individuals</b>    |        |                    |                      |                      |                      |                      |                      |                        |                        |                        |                        |                   |         |
| Less than \$5,000 .....                              | 1 324  | 146                | 59                   | 69                   | 99                   | 213                  | 152                  | 271                    | 145                    | 60                     | 45                     | 65                | 90 023  |
| \$5,000 to \$9,999 .....                             | 2 034  | 403                | 153                  | 163                  | 136                  | 347                  | 232                  | 331                    | 140                    | 44                     | 35                     | 51                | 69 373  |
| \$10,000 to \$14,999 .....                           | 2 459  | 311                | 154                  | 133                  | 233                  | 390                  | 369                  | 473                    | 200                    | 75                     | 54                     | 66                | 80 421  |
| \$15,000 to \$19,999 .....                           | 1 955  | 182                | 70                   | 140                  | 137                  | 364                  | 295                  | 453                    | 152                    | 71                     | 31                     | 60                | 85 749  |
| \$20,000 to \$24,999 .....                           | 1 713  | 104                | 59                   | 99                   | 129                  | 311                  | 245                  | 388                    | 184                    | 83                     | 41                     | 69                | 92 543  |
| \$25,000 to \$29,999 .....                           | 1 479  | 79                 | 38                   | 111                  | 94                   | 216                  | 208                  | 346                    | 170                    | 102                    | 45                     | 70                | 99 406  |
| \$30,000 to \$34,999 .....                           | 1 210  | 58                 | 43                   | 57                   | 79                   | 181                  | 174                  | 288                    | 172                    | 51                     | 36                     | 71                | 102 203 |
| \$35,000 to \$39,999 .....                           | 814    | 27                 | 26                   | 36                   | 33                   | 109                  | 143                  | 204                    | 117                    | 50                     | 26                     | 42                | 107 828 |
| \$40,000 to \$49,999 .....                           | 1 209  | 53                 | 35                   | 42                   | 52                   | 161                  | 195                  | 280                    | 173                    | 76                     | 48                     | 94                | 111 872 |
| \$50,000 to \$59,999 .....                           | 833    | 36                 | 20                   | 13                   | 28                   | 99                   | 97                   | 178                    | 149                    | 87                     | 44                     | 84                | 135 193 |
| \$60,000 to \$79,999 .....                           | 902    | 38                 | 14                   | 27                   | 31                   | 73                   | 120                  | 189                    | 149                    | 86                     | 61                     | 113               | 138 888 |
| \$80,000 to \$99,999 .....                           | 382    | 5                  | 4                    | 3                    | 17                   | 26                   | 34                   | 73                     | 71                     | 46                     | 41                     | 61                | 170 237 |
| \$100,000 to \$119,999 .....                         | 344    | 13                 | 6                    | 5                    | 12                   | 13                   | 22                   | 87                     | 45                     | 34                     | 26                     | 83                | 167 274 |
| \$120,000 or more .....                              | 538    | 14                 | 2                    | 17                   | 7                    | 30                   | 39                   | 107                    | 58                     | 77                     | 72                     | 116               | 196 168 |
| Median .....   | 22 412 | 12 988             | 14 204               | 18 309               | 17 763               | 19 346               | 22 318               | 23 944                 | 29 161                 | 33 538                 | 37 914                 | 43 007            | ...     |
| <b>Monthly Housing Costs</b>                         |        |                    |                      |                      |                      |                      |                      |                        |                        |                        |                        |                   |         |
| Less than \$100 .....                                | 548    | 202                | 47                   | 64                   | 58                   | 77                   | 30                   | 37                     | 22                     | —                      | —                      | 9                 | 43 886  |
| \$100 to \$199 .....                                 | 3 763  | 554                | 298                  | 349                  | 416                  | 804                  | 495                  | 505                    | 197                    | 65                     | 42                     | 38                | 66 579  |
| \$200 to \$249 .....                                 | 2 502  | 152                | 109                  | 155                  | 177                  | 480                  | 478                  | 626                    | 173                    | 54                     | 43                     | 56                | 87 489  |
| \$250 to \$299 .....                                 | 2 118  | 139                | 57                   | 81                   | 103                  | 310                  | 379                  | 570                    | 227                    | 109                    | 65                     | 78                | 99 457  |
| \$300 to \$349 .....                                 | 1 526  | 88                 | 38                   | 53                   | 85                   | 234                  | 229                  | 394                    | 212                    | 98                     | 32                     | 63                | 104 521 |
| \$350 to \$399 .....                                 | 1 121  | 78                 | 23                   | 50                   | 56                   | 100                  | 139                  | 313                    | 202                    | 66                     | 43                     | 50                | 118 176 |
| \$400 to \$449 .....                                 | 946    | 64                 | 28                   | 21                   | 36                   | 86                   | 100                  | 213                    | 175                    | 109                    | 38                     | 77                | 132 718 |
| \$450 to \$499 .....                                 | 657    | 49                 | 22                   | 23                   | 45                   | 49                   | 65                   | 170                    | 95                     | 56                     | 31                     | 52                | 122 237 |
| \$500 to \$599 .....                                 | 1 019  | 70                 | 29                   | 42                   | 36                   | 147                  | 96                   | 208                    | 133                    | 88                     | 72                     | 98                | 121 561 |
| \$600 to \$699 .....                                 | 654    | 30                 | 8                    | 23                   | 17                   | 88                   | 93                   | 133                    | 99                     | 61                     | 37                     | 65                | 125 489 |
| \$700 to \$799 .....                                 | 468    | 11                 | 3                    | 30                   | 23                   | 26                   | 83                   | 123                    | 64                     | 28                     | 18                     | 59                | 123 506 |
| \$800 to \$999 .....                                 | 610    | 12                 | 4                    | 10                   | 16                   | 70                   | 62                   | 155                    | 103                    | 53                     | 37                     | 87                | 141 865 |
| \$1,000 to \$1,249 .....                             | 453    | 7                  | 3                    | 3                    | 9                    | 12                   | 36                   | 122                    | 101                    | 59                     | 36                     | 64                | 166 812 |
| \$1,250 to \$1,499 .....                             | 279    | 3                  | 5                    | 3                    | 2                    | 20                   | 7                    | 51                     | 48                     | 52                     | 30                     | 57                | 199 984 |
| \$1,500 or more .....                                | 534    | 13                 | 9                    | 9                    | 7                    | 28                   | 32                   | 46                     | 74                     | 41                     | 82                     | 193               | 254 713 |
| No cash rent .....                                   | —      | —                  | —                    | —                    | —                    | —                    | —                    | —                      | —                      | —                      | —                      | —                 | ...     |
| Median (excludes no cash rent) .....                 | 292    | 196                | 199                  | 214                  | 220                  | 240                  | 271                  | 312                    | 383                    | 435                    | 514                    | 604               | ...     |

**Table 7-22. Value by Selected Characteristics—Owner Occupied Units With Elderly Householder—Con.**

[Numbers in thousands. Consistent with the 1990 Census. ... means not applicable or sample too small. — means zero or rounds to zero]

| Characteristics   | Total         | Less than \$30,000 | \$30,000 to \$39,999 | \$40,000 to \$49,999 | \$50,000 to \$59,999 | \$60,000 to \$79,999 | \$80,000 to \$99,999 | \$100,000 to \$149,999 | \$150,000 to \$199,999 | \$200,000 to \$249,999 | \$250,000 to \$299,999 | \$300,000 or more | Median     |
|---|---------------|--------------------|----------------------|----------------------|----------------------|----------------------|----------------------|------------------------|------------------------|------------------------|------------------------|-------------------|------------|
| <b>Median Monthly Housing Costs for Owners</b>                                      |               |                    |                      |                      |                      |                      |                      |                        |                        |                        |                        |                   |            |
| Monthly costs including all mortgages plus maintenance costs .....                  | 315           | 212                | 215                  | 233                  | 240                  | 259                  | 289                  | 337                    | 407                    | 472                    | 543                    | 661               | ...        |
| Monthly costs excluding second and subsequent mortgages and maintenance costs ..... | 292           | 196                | 199                  | 214                  | 220                  | 240                  | 271                  | 312                    | 383                    | 435                    | 512                    | 604               | ...        |
| <b>Monthly Housing Costs as Percent of Current Income<sup>2</sup></b>               |               |                    |                      |                      |                      |                      |                      |                        |                        |                        |                        |                   |            |
| Less than 5 percent .....   | 1 040         | 90                 | 51                   | 68                   | 64                   | 148                  | 130                  | 210                    | 96                     | 56                     | 57                     | 68                | 95 139     |
| 5 to 9 percent .....  | 3 213         | 251                | 114                  | 174                  | 228                  | 461                  | 490                  | 655                    | 333                    | 206                    | 107                    | 194               | 95 438     |
| 10 to 14 percent .....  | 3 062         | 254                | 122                  | 184                  | 172                  | 518                  | 399                  | 647                    | 345                    | 162                    | 90                     | 169               | 94 052     |
| 15 to 19 percent .....  | 2 353         | 181                | 98                   | 144                  | 165                  | 358                  | 304                  | 531                    | 273                    | 115                    | 63                     | 121               | 95 183     |
| 20 to 24 percent .....  | 1 578         | 167                | 58                   | 64                   | 117                  | 218                  | 252                  | 359                    | 166                    | 67                     | 53                     | 57                | 93 079     |
| 25 to 29 percent .....  | 1 170         | 103                | 47                   | 53                   | 93                   | 154                  | 158                  | 226                    | 142                    | 79                     | 36                     | 78                | 96 972     |
| 30 to 34 percent .....  | 769           | 65                 | 28                   | 35                   | 36                   | 126                  | 114                  | 156                    | 81                     | 33                     | 34                     | 61                | 96 489     |
| 35 to 39 percent .....  | 697           | 74                 | 37                   | 44                   | 31                   | 79                   | 90                   | 160                    | 86                     | 39                     | 20                     | 37                | 98 599     |
| 40 to 49 percent .....  | 789           | 79                 | 27                   | 34                   | 37                   | 103                  | 94                   | 191                    | 98                     | 41                     | 28                     | 57                | 105 449    |
| 50 to 59 percent .....  | 375           | 36                 | 10                   | 12                   | 24                   | 48                   | 48                   | 84                     | 46                     | 28                     | 16                     | 22                | 105 512    |
| 60 to 69 percent .....  | 299           | 30                 | 17                   | 17                   | 18                   | 38                   | 19                   | 52                     | 33                     | 26                     | 18                     | 30                | 109 867    |
| 70 to 99 percent .....  | 399           | 23                 | 28                   | 15                   | 17                   | 56                   | 51                   | 77                     | 52                     | 16                     | 18                     | 45                | 105 165    |
| 100 percent or more <sup>3</sup> .....  | 1 015         | 80                 | 31                   | 40                   | 60                   | 164                  | 128                  | 215                    | 122                    | 52                     | 47                     | 76                | 100 986    |
| Zero or negative income .....   | 437           | 35                 | 14                   | 32                   | 23                   | 61                   | 47                   | 104                    | 51                     | 19                     | 21                     | 31                | 103 288    |
| No cash rent .....  | ...           | ...                | ...                  | ...                  | ...                  | ...                  | ...                  | ...                    | ...                    | ...                    | ...                    | ...               | ...        |
| <b>Median (excludes 2 previous lines)</b> .....                                     | <b>17</b>     | <b>18</b>          | <b>17</b>            | <b>16</b>            | <b>17</b>            | <b>17</b>            | <b>17</b>            | <b>18</b>              | <b>18</b>              | <b>17</b>              | <b>18</b>              | <b>18</b>         | <b>...</b> |
| <b>Median (excludes 3 lines before medians)</b> .....                               | <b>16</b>     | <b>17</b>          | <b>17</b>            | <b>15</b>            | <b>16</b>            | <b>15</b>            | <b>16</b>            | <b>17</b>              | <b>17</b>              | <b>15</b>              | <b>16</b>              | <b>17</b>         | <b>...</b> |
| <b>Monthly Payment for Principal and Interest</b>                                   |               |                    |                      |                      |                      |                      |                      |                        |                        |                        |                        |                   |            |
| One or more regular mortgages .....   | 3 142         | 160                | 83                   | 159                  | 182                  | 442                  | 390                  | 688                    | 383                    | 200                    | 170                    | 285               | 111 254    |
| Less than \$100 .....   | 159           | 44                 | 6                    | 4                    | 19                   | 27                   | 15                   | 24                     | 13                     | 7                      | —                      | —                 | 64 213     |
| \$100 to \$199 .....  | 336           | 33                 | 34                   | 64                   | 39                   | 36                   | 35                   | 51                     | 22                     | 11                     | 6                      | 5                 | 59 515     |
| \$200 to \$249 .....  | 248           | 29                 | 7                    | 20                   | 22                   | 61                   | 33                   | 35                     | 11                     | 7                      | 2                      | 20                | 75 120     |
| \$250 to \$299 .....  | 197           | 10                 | 7                    | 17                   | 22                   | 45                   | 38                   | 29                     | 13                     | 3                      | 5                      | 6                 | 78 913     |
| \$300 to \$349 .....  | 267           | 6                  | 10                   | 8                    | 21                   | 73                   | 40                   | 72                     | 21                     | 5                      | 4                      | 8                 | 87 661     |
| \$350 to \$399 .....  | 218           | 16                 | 5                    | 12                   | 16                   | 39                   | 46                   | 49                     | 15                     | 9                      | 2                      | 8                 | 89 242     |
| \$400 to \$449 .....  | 204           | 1                  | 5                    | 9                    | 27                   | 33                   | 39                   | 57                     | 17                     | 5                      | 7                      | 4                 | 93 657     |
| \$450 to \$499 .....  | 198           | 2                  | —                    | 12                   | 1                    | 45                   | 36                   | 63                     | 26                     | 6                      | 1                      | 6                 | 102 418    |
| \$500 to \$599 .....  | 299           | 8                  | 1                    | 8                    | 5                    | 42                   | 49                   | 103                    | 42                     | 16                     | 12                     | 13                | 117 879    |
| \$600 to \$699 .....  | 207           | 5                  | —                    | —                    | 5                    | 15                   | 16                   | 77                     | 43                     | 18                     | 11                     | 17                | 140 571    |
| \$700 to \$799 .....  | 154           | —                  | —                    | 5                    | —                    | 6                    | 16                   | 53                     | 32                     | 20                     | 10                     | 12                | 147 382    |
| \$800 to \$999 .....  | 225           | 1                  | 1                    | 1                    | 2                    | 9                    | 17                   | 49                     | 55                     | 44                     | 24                     | 21                | 178 415    |
| \$1,000 to \$1,249 .....  | 197           | —                  | 2                    | —                    | 2                    | 6                    | 4                    | 14                     | 52                     | 33                     | 46                     | 38                | 227 289    |
| \$1,250 to \$1,499 .....  | 68            | 2                  | —                    | —                    | —                    | 2                    | —                    | 4                      | 9                      | 7                      | 14                     | 28                | 277 137    |
| \$1,500 or more .....   | 164           | 2                  | 2                    | —                    | —                    | 2                    | 5                    | 7                      | 11                     | 9                      | 26                     | 98                | 300K+      |
| <b>Median</b> .....   | <b>436</b>    | <b>205</b>         | <b>208</b>           | <b>229</b>           | <b>274</b>           | <b>336</b>           | <b>386</b>           | <b>471</b>             | <b>626</b>             | <b>760</b>             | <b>1 005</b>           | <b>1 142</b>      | <b>...</b> |
| <b>Average Monthly Cost Paid for Real Estate Taxes</b>                              |               |                    |                      |                      |                      |                      |                      |                        |                        |                        |                        |                   |            |
| Less than \$25 .....  | 3 479         | 1 041              | 348                  | 346                  | 335                  | 545                  | 311                  | 338                    | 103                    | 33                     | 28                     | 51                | 50 133     |
| \$25 to \$49 .....  | 2 947         | 209                | 181                  | 280                  | 325                  | 712                  | 423                  | 449                    | 159                    | 104                    | 56                     | 49                | 73 434     |
| \$50 to \$74 .....  | 2 454         | 108                | 72                   | 127                  | 164                  | 499                  | 445                  | 572                    | 230                    | 87                     | 42                     | 109               | 91 561     |
| \$75 to \$99 .....  | 1 716         | 23                 | 12                   | 49                   | 92                   | 278                  | 391                  | 495                    | 188                    | 75                     | 46                     | 68                | 101 312    |
| \$100 to \$149 .....  | 2 602         | 21                 | 28                   | 53                   | 106                  | 274                  | 424                  | 902                    | 442                    | 141                    | 100                    | 110               | 121 871    |
| \$150 to \$199 .....  | 1 478         | 32                 | 16                   | 25                   | 29                   | 116                  | 167                  | 422                    | 319                    | 168                    | 87                     | 97                | 141 962    |
| \$200 or more .....   | 2 521         | 34                 | 26                   | 37                   | 36                   | 109                  | 163                  | 490                    | 484                    | 334                    | 247                    | 561               | 187 810    |
| <b>Median</b> .....   | <b>72</b>     | <b>25-</b>         | <b>25-</b>           | <b>35</b>            | <b>41</b>            | <b>50</b>            | <b>74</b>            | <b>99</b>              | <b>132</b>             | <b>159</b>             | <b>168</b>             | <b>200+</b>       | <b>...</b> |
| <b>Purchase Price</b>   |               |                    |                      |                      |                      |                      |                      |                        |                        |                        |                        |                   |            |
| Home purchased or built .....   | 16 221        | 1 355              | 620                  | 860                  | 986                  | 2 390                | 2 192                | 3 504                  | 1 842                  | 920                    | 566                    | 988               | 97 336     |
| Less than \$10,000 .....  | 2 334         | 505                | 163                  | 203                  | 205                  | 403                  | 285                  | 316                    | 116                    | 62                     | 35                     | 41                | 64 510     |
| \$10,000 to \$19,999 .....  | 3 452         | 325                | 141                  | 192                  | 280                  | 588                  | 546                  | 737                    | 339                    | 142                    | 59                     | 103               | 87 275     |
| \$20,000 to \$29,999 .....  | 2 000         | 219                | 101                  | 108                  | 94                   | 286                  | 256                  | 391                    | 234                    | 117                    | 65                     | 130               | 95 030     |
| \$30,000 to \$39,999 .....  | 1 223         | 70                 | 96                   | 87                   | 90                   | 194                  | 145                  | 244                    | 129                    | 74                     | 32                     | 62                | 90 250     |
| \$40,000 to \$49,999 .....  | 927           | 49                 | 13                   | 99                   | 68                   | 157                  | 121                  | 198                    | 96                     | 45                     | 28                     | 53                | 92 777     |
| \$50,000 to \$59,999 .....  | 770           | 7                  | 11                   | 42                   | 80                   | 172                  | 120                  | 157                    | 70                     | 24                     | 33                     | 53                | 92 116     |
| \$60,000 to \$69,999 .....  | 631           | 16                 | 8                    | 10                   | 22                   | 166                  | 149                  | 122                    | 47                     | 38                     | 16                     | 36                | 92 514     |
| \$70,000 to \$79,999 .....  | 450           | 3                  | 2                    | 5                    | 11                   | 31                   | 124                  | 148                    | 51                     | 28                     | 23                     | 25                | 116 867    |
| \$80,000 to \$99,999 .....  | 763           | 4                  | 5                    | 7                    | 13                   | 32                   | 117                  | 360                    | 109                    | 44                     | 23                     | 50                | 128 521    |
| \$100,000 to \$119,999 .....  | 449           | 7                  | —                    | —                    | 15                   | 8                    | 17                   | 239                    | 95                     | 34                     | 16                     | 18                | 137 065    |
| \$120,000 to \$149,999 .....  | 499           | 2                  | 2                    | 5                    | 3                    | 12                   | 13                   | 153                    | 189                    | 54                     | 41                     | 24                | 165 663    |
| \$150,000 to \$199,999 .....  | 449           | 7                  | 3                    | —                    | 2                    | 19                   | 5                    | 13                     | 149                    | 125                    | 78                     | 48                | 210 435    |
| \$200,000 to \$249,999 .....  | 169           | —                  | —                    | —                    | 1                    | —                    | —                    | 6                      | 8                      | 50                     | 33                     | 68                | 275 475    |
| \$250,000 to \$299,999 .....  | 110           | 5                  | 2                    | —                    | —                    | 4                    | 5                    | 3                      | 9                      | 24                     | 56                     | 56                | 300K+      |
| \$300,000 or more .....   | 162           | 3                  | —                    | 2                    | —                    | —                    | —                    | 5                      | 1                      | —                      | 11                     | 136               | 300K+      |
| Not reported .....  | 1 833         | 132                | 74                   | 101                  | 99                   | 318                  | 286                  | 410                    | 205                    | 74                     | 49                     | 86                | 93 522     |
| <b>Median</b> .....   | <b>27 040</b> | <b>13 278</b>      | <b>17 772</b>        | <b>19 172</b>        | <b>18 515</b>        | <b>21 563</b>        | <b>24 767</b>        | <b>34 224</b>          | <b>40 098</b>          | <b>46 263</b>          | <b>63 835</b>          | <b>62 706</b>     | <b>...</b> |
| Received as inheritance or gift .....   | 797           | 106                | 49                   | 52                   | 87                   | 115                  | 116                  | 120                    | 63                     | 11                     | 29                     | 49                | 78 161     |
| Not reported .....  | 177           | 9                  | 13                   | 4                    | 14                   | 27                   | 16                   | 43                     | 20                     | 10                     | 11                     | 8                 | 105 781    |

<sup>1</sup>For mobile homes, oldest category is 1939 or earlier.

<sup>2</sup>Beginning with 1989 this item uses current income in its calculation, see Appendix A.

<sup>3</sup>May reflect a temporary situation, living off savings, or response error.

**Table 7-23. Type of Structure and Heating Degree Days by Cost of Utilities—Occupied Units**

[Numbers in thousands. Consistent with the 1990 Census. ... means not applicable or sample too small. — means zero or rounds to zero]

|           | Characteristics  | Total         |   |  |  |   |   | Single family |   |  |  |   |   |
|-----------|--|---------------|---|--|--|---|---|---------------|---|--|--|---|---|
|           |  | Total         | Less than 2,000 CDD and More than 7,000 HDD | Less than 2,000 CDD and 5,500 to 7,000 HDD | Less than 2,000 CDD and 4,000 to 5,499 HDD | Less than 2,000 CDD and Less than 4,000 HDD | More than 2,000 CDD and less than 4,000 HDD | Total         | Less than 2,000 CDD and More than 7,000 HDD | Less than 2,000 CDD and 5,500 to 7,000 HDD | Less than 2,000 CDD and 4,000 to 5,499 HDD | Less than 2,000 CDD and Less than 4,000 HDD | More than 2,000 CDD and Less than 4,000 HDD |
| <b>1</b>  | <b>Total</b> .....   | <b>21 423</b> | <b>2 373</b>                                | <b>6 019</b>                               | <b>5 018</b>                               | <b>3 870</b>                                | <b>4 144</b>                                | <b>15 927</b> | <b>1 737</b>                                | <b>4 405</b>                               | <b>3 678</b>                               | <b>3 021</b>                                | <b>3 086</b>                                |
|           | <b>Monthly Housing Costs</b>   |               |   |  |  |   |   |               |   |  |  |   |   |
| 2         | Less than \$100 .....  | 635           | 41  | 97   | 233  | 115   | 150   | 397           | 23  | 37   | 138  | 86  | 114   |
| 3         | \$100 to \$199 .....   | 4 235         | 531   | 912  | 920  | 960   | 912   | 3 314         | 396   | 705  | 718  | 768   | 728   |
| 4         | \$200 to \$249 .....   | 2 705         | 350   | 721  | 542  | 505   | 588   | 2 323         | 293   | 622  | 489  | 453   | 466   |
| 5         | \$250 to \$299 .....   | 2 336         | 333   | 678  | 513  | 372   | 440   | 1 945         | 263   | 554  | 450  | 340   | 338   |
| 6         | \$300 to \$349 .....   | 1 760         | 180   | 624  | 403  | 244   | 309   | 1 354         | 130   | 478  | 311  | 191   | 243   |
| 7         | \$350 to \$399 .....   | 1 381         | 185   | 438  | 301  | 185   | 273   | 981           | 135   | 316  | 217  | 125   | 188   |
| 8         | \$400 to \$449 .....   | 1 207         | 129   | 387  | 291  | 187   | 212   | 873           | 89  | 290  | 210  | 140   | 142   |
| 9         | \$450 to \$499 .....   | 922           | 86  | 307  | 232  | 138   | 159   | 605           | 53  | 202  | 140  | 95  | 115   |
| 10        | \$500 to \$599 .....   | 1 547         | 130   | 547  | 420  | 219   | 231   | 953           | 73  | 358  | 234  | 153   | 135   |
| 11        | \$600 to \$699 .....   | 1 029         | 95  | 329  | 265  | 180   | 160   | 619           | 65  | 201  | 156  | 114   | 83  |
| 12        | \$700 to \$799 .....   | 780           | 69  | 231  | 186  | 136   | 158   | 448           | 32  | 128  | 100  | 82  | 105   |
| 13        | \$800 to \$999 .....   | 888           | 85  | 249  | 204  | 179   | 171   | 575           | 54  | 159  | 110  | 113   | 138   |
| 14        | \$1,000 to \$1,249 .....   | 583           | 51  | 140  | 164  | 107   | 121   | 441           | 44  | 98   | 126  | 85  | 88  |
| 15        | \$1,250 to \$1,499 .....   | 349           | 21  | 93   | 99   | 98  | 38  | 275           | 19  | 82   | 76   | 68  | 30  |
| 16        | \$1,500 or more .....  | 643           | 42  | 144  | 174  | 159   | 124   | 509           | 33  | 94   | 143  | 135   | 104   |
| 17        | No cash rent .....   | 423           | 45  | 124  | 70   | 85  | 100   | 316           | 33  | 81   | 62   | 72  | 68  |
| <b>18</b> | <b>Median (excludes no cash rent)</b> .....  | <b>317</b>    | <b>286</b>                                  | <b>343</b>                                 | <b>333</b>                                 | <b>292</b>                                  | <b>292</b>                                  | <b>296</b>    | <b>277</b>                                  | <b>326</b>                                 | <b>302</b>                                 | <b>275</b>                                  | <b>280</b>                                  |
|           | <b>Median Monthly Housing Costs for Owners</b>   |               |   |  |  |   |   |               |   |  |  |   |   |
| <b>19</b> | <b>Monthly costs including all mortgages plus maintenance costs</b> .....                  | <b>315</b>    | <b>292</b>                                  | <b>347</b>                                 | <b>318</b>                                 | <b>296</b>                                  | <b>295</b>                                  | <b>313</b>    | <b>289</b>                                  | <b>345</b>                                 | <b>316</b>                                 | <b>292</b>                                  | <b>296</b>                                  |
| <b>20</b> | <b>Monthly costs excluding second and subsequent mortgages and maintenance costs</b> ..... | <b>292</b>    | <b>278</b>                                  | <b>322</b>                                 | <b>297</b>                                 | <b>268</b>                                  | <b>275</b>                                  | <b>289</b>    | <b>275</b>                                  | <b>319</b>                                 | <b>295</b>                                 | <b>264</b>                                  | <b>274</b>                                  |
|           | <b>Monthly Cost Paid for Electricity</b>   |               |   |  |  |   |   |               |   |  |  |   |   |
| 21        | Total used .....   | 21 407        | 2 371                                       | 6 011                                      | 5 013                                      | 3 870                                       | 4 142                                       | 15 916        | 1 735                                       | 4 400                                      | 3 676                                      | 3 021                                       | 3 084                                       |
| 22        | Less than \$25 .....   | 2 225         | 393   | 749  | 448  | 418   | 216   | 1 279         | 233   | 460  | 253  | 219   | 113   |
| 23        | \$25 to \$49 .....   | 6 592         | 907   | 2 208                                      | 1 516                                      | 1 002                                       | 958   | 4 825         | 720   | 1 639                                      | 1 066                                      | 784   | 615   |
| 24        | \$50 to \$74 .....   | 5 035         | 458   | 1 428                                      | 1 224                                      | 907   | 1 017                                       | 4 132         | 388   | 1 200                                      | 1 006                                      | 773   | 765   |
| 25        | \$75 to \$99 .....   | 2 775         | 217   | 561  | 639  | 559   | 798   | 2 339         | 173   | 493  | 539  | 490   | 644   |
| 26        | \$100 to \$149 .....   | 2 163         | 111   | 399  | 513  | 477   | 663   | 1 960         | 98  | 352  | 470  | 444   | 595   |
| 27        | \$150 to \$199 .....   | 557           | 32  | 81   | 125  | 122   | 197   | 505           | 30  | 75   | 120  | 96  | 185   |
| 28        | \$200 or more .....  | 384           | 35  | 74   | 79   | 84  | 112   | 338           | 29  | 63   | 72   | 81  | 93  |
| <b>29</b> | <b>Median</b> .....  | <b>55</b>     | <b>44</b>                                   | <b>48</b>                                  | <b>56</b>                                  | <b>60</b>                                   | <b>70</b>                                   | <b>60</b>     | <b>46</b>                                   | <b>51</b>                                  | <b>61</b>                                  | <b>64</b>                                   | <b>75</b>                                   |
| 30        | Included in rent, other fee, or obtained free .....  | 1 677         | 218   | 511  | 468  | 299   | 181   | 537           | 62  | 118  | 150  | 134   | 73  |
| 31        | Main heating fuel .....  | 5 501         | 312   | 835  | 1 196                                      | 1 016                                       | 2 142                                       | 3 222         | 134   | 389  | 703  | 652   | 1 344                                       |
| 32        | Less than \$25 .....   | 359           | 40  | 75   | 70   | 81  | 93  | 100           | 2   | 14   | 31   | 29  | 24  |
| 33        | \$25 to \$49 .....   | 1 016         | 67  | 155  | 216  | 192   | 386   | 420           | 24  | 60   | 82   | 115   | 140   |
| 34        | \$50 to \$74 .....   | 1 212         | 50  | 185  | 277  | 187   | 513   | 744           | 28  | 115  | 167  | 120   | 315   |
| 35        | \$75 to \$99 .....   | 914           | 33  | 80   | 175  | 166   | 460   | 670           | 20  | 55   | 130  | 129   | 336   |
| 36        | \$100 to \$149 .....   | 939           | 27  | 130  | 200  | 193   | 389   | 812           | 27  | 101  | 167  | 175   | 342   |
| 37        | \$150 to \$199 .....   | 279           | 16  | 31   | 64   | 58  | 111   | 247           | 14  | 31   | 63   | 39  | 101   |
| 38        | \$200 or more .....  | 171           | 10  | 11   | 39   | 36  | 76  | 150           | 7   | 10   | 37   | 33  | 62  |
| <b>39</b> | <b>Median</b> .....  | <b>72</b>     | <b>57</b>                                   | <b>64</b>                                  | <b>71</b>                                  | <b>75</b>                                   | <b>76</b>                                   | <b>86</b>     | <b>84</b>                                   | <b>77</b>                                  | <b>86</b>                                  | <b>86</b>                                   | <b>89</b>                                   |
| 40        | Included in rent, other fee, or obtained free .....  | 609           | 69  | 167  | 155  | 104   | 115   | 78            | 12  | 3  | 26   | 13  | 25  |
|           | <b>Average Monthly Cost Paid for Fuel Oil</b>  |               |   |  |  |   |   |               |   |  |  |   |   |
| 41        | Fuel oil used .....  | 3 871         | 529   | 1 442                                      | 1 247                                      | 338   | 315   | 2 664         | 415   | 996  | 779  | 262   | 212   |
| 42        | Less than \$25 .....   | 346           | 72  | 87   | 100  | 45  | 42  | 288           | 62  | 72   | 77   | 40  | 36  |
| 43        | \$25 to \$49 .....   | 672           | 143   | 246  | 192  | 65  | 26  | 595           | 130   | 215  | 173  | 59  | 19  |
| 44        | \$50 to \$74 .....   | 633           | 104   | 266  | 210  | 42  | 11  | 592           | 96  | 238  | 208  | 42  | 9   |
| 45        | \$75 to \$99 .....   | 347           | 41  | 188  | 110  | 8   | —   | 332           | 39  | 182  | 103  | 8   | —   |
| 46        | \$100 to \$149 .....   | 267           | 38  | 127  | 87   | 5   | 10  | 251           | 38  | 118  | 80   | 5   | 10  |
| 47        | \$150 to \$199 .....   | 73            | 12  | 24   | 30   | 2   | 5   | 66            | 9   | 21   | 28   | 2   | 5   |
| 48        | \$200 or more .....  | 38            | 2   | 14   | 22   | —   | —   | 31            | 2   | 12   | 17   | —   | —   |
| <b>49</b> | <b>Median</b> .....  | <b>57</b>     | <b>49</b>                                   | <b>63</b>                                  | <b>60</b>                                  | <b>40</b>                                   | <b>29</b>                                   | <b>58</b>     | <b>49</b>                                   | <b>65</b>                                  | <b>61</b>                                  | <b>41</b>                                   | <b>28</b>                                   |
| 50        | Included in rent, other fee, or obtained free .....  | 1 495         | 117   | 490  | 495  | 171   | 222   | 511           | 39  | 139  | 92   | 107   | 134   |
|           | <b>Monthly Cost Paid for Piped Gas</b>   |               |   |  |  |   |   |               |   |  |  |   |   |
| 51        | Piped gas used .....   | 13 027        | 1 424                                       | 4 188                                      | 2 970                                      | 2 595                                       | 1 850                                       | 10 116        | 1 064                                       | 3 168                                      | 2 186                                      | 2 071                                       | 1 628                                       |
| 52        | Less than \$25 .....   | 2 634         | 151   | 369  | 547  | 774   | 794   | 1 880         | 100   | 226  | 306  | 556   | 692   |
| 53        | \$25 to \$49 .....   | 4 436         | 525   | 1 397                                      | 912  | 904   | 697   | 3 820         | 455   | 1 165                                      | 785  | 793   | 622   |
| 54        | \$50 to \$74 .....   | 2 267         | 319   | 929  | 499  | 379   | 141   | 2 098         | 289   | 828  | 476  | 368   | 137   |
| 55        | \$75 to \$99 .....   | 913           | 95  | 472  | 213  | 100   | 32  | 831           | 85  | 429  | 197  | 88  | 32  |
| 56        | \$100 to \$149 .....   | 505           | 39  | 276  | 119  | 49  | 22  | 443           | 33  | 229  | 114  | 46  | 22  |
| 57        | \$150 to \$199 .....   | 166           | 7   | 78   | 42   | 22  | 17  | 135           | 4   | 56   | 35   | 22  | 17  |
| 58        | \$200 or more .....  | 129           | 5   | 55   | 39   | 12  | 17  | 102           | 2   | 46   | 30   | 12  | 12  |
| <b>59</b> | <b>Median</b> .....  | <b>41</b>     | <b>45</b>                                   | <b>51</b>                                  | <b>42</b>                                  | <b>35</b>                                   | <b>27</b>                                   | <b>43</b>     | <b>46</b>                                   | <b>53</b>                                  | <b>46</b>                                  | <b>37</b>                                   | <b>28</b>                                   |
| 60        | Included in rent, other fee, or obtained free .....  | 1 977         | 284   | 612  | 598  | 355   | 128   | 807           | 96  | 189  | 242  | 187   | 93  |
| 61        | Main heating fuel .....  | 11 241        | 1 333                                       | 3 693                                      | 2 337                                      | 2 286                                       | 1 592                                       | 9 167         | 1 020                                       | 2 926                                      | 1 918                                      | 1 878                                       | 1 424                                       |
| 62        | Less than \$25 .....   | 1 931         | 126   | 220  | 290  | 648   | 647   | 1 452         | 82  | 135  | 189  | 473   | 573   |
| 63        | \$25 to \$49 .....   | 4 101         | 513   | 1 288                                      | 800  | 851   | 650   | 3 576         | 446   | 1 086                                      | 703  | 752   | 587   |
| 64        | \$50 to \$74 .....   | 2 185         | 308   | 914  | 476  | 357   | 129   | 2 024         | 279   | 815  | 456  | 346   | 128   |
| 65        | \$75 to \$99 .....   | 877           | 93  | 463  | 207  | 88  | 25  | 801           | 83  | 422  | 193  | 77  | 25  |
| 66        | \$100 to \$149 .....   | 475           | 35  | 268  | 110  | 46  | 16  | 414           | 28  | 221  | 105  | 43  | 16  |
| 67        | \$150 to \$199 .....   | 141           | 7   | 62   | 42   | 20  | 10  | 122           | 4   | 53   | 35   | 20  | 10  |
| 68        | \$200 or more .....  | 102           | 2   | 42   | 36   | 12  | 10  | 80            | 2   | 34   | 27   | 12  | 5   |
| <b>69</b> | <b>Median</b> .....  | <b>43</b>     | <b>45</b>                                   | <b>53</b>                                  | <b>47</b>                                  | <b>36</b>                                   | <b>29</b>                                   | <b>44</b>     | <b>46</b>                                   | <b>55</b>                                  | <b>49</b>                                  | <b>38</b>                                   | <b>29</b>                                   |
| 70        | Included in rent, other fee, or obtained free .....  | 1 429         | 251   | 436  | 376  | 262   | 104   | 699           | 96  | 161  | 208  | 155   | 79  |

# With Elderly Householder

| Mobile homes |   |  |  |   |   | Other        |   |  |  |   |   |           |
|--------------|---|--|--|---|---|--------------|---|--|--|---|---|-----------|
| Total        | Less than 2,000 CDD and More than 7,000 HDD | Less than 2,000 CDD and 5,500 to 7,000 HDD | Less than 2,000 CDD and 4,000 to 5,499 HDD | Less than 2,000 CDD and Less than 4,000 HDD | More than 2,000 CDD and Less than 4,000 HDD | Total        | Less than 2,000 CDD and More than 7,000 HDD | Less than 2,000 CDD and 5,500 to 7,000 HDD | Less than 2,000 CDD and 4,000 to 5,499 HDD | Less than 2,000 CDD and Less than 4,000 HDD | More than 2,000 CDD and Less than 4,000 HDD |           |
| <b>1 362</b> | <b>162</b>                                  | <b>239</b>                                 | <b>265</b>                                 | <b>299</b>                                  | <b>398</b>                                  | <b>4 134</b> | <b>475</b>                                  | <b>1 375</b>                               | <b>1 075</b>                               | <b>550</b>                                  | <b>660</b>                                  | <b>1</b>  |
| 113          | 9   | 27   | 40   | 19  | 18  | 126          | 10  | 33   | 55   | 11  | 17  | 2         |
| 374          | 40  | 71   | 64   | 100   | 98  | 547          | 96  | 136  | 138  | 92  | 85  | 3         |
| 137          | 19  | 4  | 16   | 24  | 74  | 245          | 37  | 95   | 37   | 28  | 47  | 4         |
| 106          | 21  | 18   | 16   | 15  | 36  | 285          | 49  | 106  | 47   | 17  | 66  | 5         |
| 98           | 12  | 26   | 22   | 14  | 24  | 308          | 38  | 120  | 69   | 38  | 43  | 6         |
| 118          | 14  | 32   | 27   | 19  | 27  | 282          | 36  | 90   | 58   | 41  | 57  | 7         |
| 91           | —   | 16   | 26   | 10  | 39  | 243          | 40  | 80   | 56   | 36  | 30  | 8         |
| 59           | 9   | 8  | 15   | 14  | 13  | 257          | 24  | 97   | 77   | 29  | 31  | 9         |
| 90           | 15  | 19   | 8  | 19  | 29  | 504          | 42  | 169  | 178  | 47  | 67  | 10        |
| 55           | 9   | 2  | 4  | 17  | 22  | 356          | 21  | 126  | 105  | 49  | 55  | 11        |
| 25           | 3   | 2  | 1  | 15  | 3   | 308          | 34  | 100  | 85   | 39  | 50  | 12        |
| 38           | 4   | 2  | 8  | 20  | 4   | 276          | 27  | 87   | 86   | 46  | 30  | 13        |
| 9            | —   | 2  | 2  | 6   | —   | 132          | 7   | 40   | 36   | 16  | 33  | 14        |
| 17           | —   | —  | 14   | 2   | —   | 57           | 2   | 11   | 9  | 28  | 7   | 15        |
| 4            | 2   | —  | —  | —   | 2   | 130          | 7   | 50   | 31   | 24  | 18  | 16        |
| 27           | 6   | 8  | —  | 5   | 8   | 80           | 6   | 35   | 7  | 9   | 23  | 17        |
| <b>270</b>   | <b>275</b>                                  | <b>285</b>                                 | <b>288</b>                                 | <b>264</b>                                  | <b>255</b>                                  | <b>448</b>   | <b>357</b>                                  | <b>455</b>                                 | <b>498</b>                                 | <b>463</b>                                  | <b>405</b>                                  | <b>18</b> |
| <b>274</b>   | <b>296</b>                                  | <b>292</b>                                 | <b>274</b>                                 | <b>283</b>                                  | <b>254</b>                                  | <b>386</b>   | <b>328</b>                                  | <b>430</b>                                 | <b>360</b>                                 | <b>565</b>                                  | <b>354</b>                                  | <b>19</b> |
| <b>258</b>   | <b>276</b>                                  | <b>282</b>                                 | <b>254</b>                                 | <b>260</b>                                  | <b>244</b>                                  | <b>362</b>   | <b>315</b>                                  | <b>399</b>                                 | <b>351</b>                                 | <b>496</b>                                  | <b>341</b>                                  | <b>20</b> |
| 1 362        | 162   | 239  | 265  | 299   | 398   | 4 129        | 475   | 1 372                                      | 1 072                                      | 550   | 660   | 21        |
| 173          | 37  | 37   | 33   | 38  | 30  | 773          | 124   | 253  | 162  | 161   | 73  | 22        |
| 461          | 45  | 102  | 76   | 95  | 143   | 1 306        | 142   | 467  | 374  | 124   | 200   | 23        |
| 341          | 36  | 67   | 74   | 72  | 93  | 562          | 34  | 161  | 145  | 63  | 159   | 24        |
| 196          | 26  | 18   | 39   | 38  | 75  | 239          | 18  | 50   | 61   | 31  | 79  | 25        |
| 105          | 8   | 11   | 30   | 25  | 31  | 98           | 5   | 35   | 14   | 8   | 36  | 26        |
| 37           | 2   | —  | 4  | 19  | 12  | 15           | —   | 6  | 1  | —   | —   | 27        |
| 6            | —   | 2  | —  | —   | 4   | 39           | 5   | 9  | 7  | 3   | 14  | 28        |
| <b>52</b>    | <b>47</b>                                   | <b>45</b>                                  | <b>56</b>                                  | <b>54</b>                                   | <b>56</b>                                   | <b>39</b>    | <b>32</b>                                   | <b>38</b>                                  | <b>40</b>                                  | <b>33</b>                                   | <b>51</b>                                   | <b>29</b> |
| 42           | 8   | 2  | 9  | 13  | 10  | 1 098        | 147   | 392  | 309  | 152   | 98  | 30        |
| 475          | 15  | 32   | 96   | 96  | 236   | 1 804        | 163   | 414  | 397  | 268   | 562   | 31        |
| 21           | —   | 2  | 2  | 2   | 14  | 238          | 38  | 59   | 36   | 50  | 55  | 32        |
| 121          | —   | 7  | 30   | 11  | 73  | 474          | 43  | 89   | 104  | 65  | 173   | 33        |
| 139          | 9   | 7  | 31   | 34  | 59  | 329          | 14  | 62   | 79   | 33  | 140   | 34        |
| 96           | 5   | 7  | 13   | 21  | 51  | 148          | 8   | 19   | 32   | 16  | 73  | 35        |
| 58           | —   | 9  | 19   | 13  | 17  | 70           | —   | 20   | 14   | 6   | 30  | 36        |
| 25           | 2   | —  | —  | 13  | 10  | 7            | —   | —  | 1  | 6   | —   | 37        |
| 2            | —   | —  | —  | —   | 2   | 19           | 3   | 1  | 2  | 2   | 12  | 38        |
| <b>66</b>    | <b>—</b>                                    | <b>—</b>                                   | <b>63</b>                                  | <b>75</b>                                   | <b>61</b>                                   | <b>46</b>    | <b>34</b>                                   | <b>44</b>                                  | <b>48</b>                                  | <b>40</b>                                   | <b>52</b>                                   | <b>39</b> |
| 12           | —   | —  | —  | 2   | 10  | 518          | 57  | 164  | 129  | 89  | 80  | 40        |
| 138          | 25  | 22   | 23   | 19  | 48  | 1 069        | 90  | 423  | 445  | 58  | 54  | 41        |
| 27           | 7   | 4  | 10   | 2   | 3   | 31           | 2   | 11   | 13   | 3   | 2   | 42        |
| 37           | 8   | 10   | 7  | 7   | 5   | 40           | 5   | 21   | 11   | —   | 2   | 43        |
| 8            | 4   | 4  | —  | —   | —   | 33           | 4   | 24   | 2  | —   | 2   | 44        |
| 2            | —   | —  | 2  | —   | —   | 14           | 3   | 6  | 5  | —   | —   | 45        |
| —            | —   | —  | —  | —   | —   | 16           | —   | 9  | 7  | —   | —   | 46        |
| —            | —   | —  | —  | —   | —   | 8            | 2   | 2  | 3  | —   | —   | 47        |
| —            | —   | —  | —  | —   | —   | 7            | —   | 2  | 5  | —   | —   | 48        |
| <b>32</b>    | <b>—</b>                                    | <b>—</b>                                   | <b>—</b>                                   | <b>—</b>                                    | <b>—</b>                                    | <b>52</b>    | <b>57</b>                                   | <b>56</b>                                  | <b>47</b>                                  | <b>25-</b>                                  | <b>—</b>                                    | <b>49</b> |
| 63           | 5   | 4  | 4  | 10  | 40  | 921          | 73  | 347  | 400  | 55  | 47  | 50        |
| 521          | 80  | 120  | 73   | 152   | 94  | 2 390        | 280   | 900  | 711  | 371   | 128   | 51        |
| 143          | 8   | 9  | 25   | 61  | 41  | 611          | 43  | 134  | 216  | 157   | 61  | 52        |
| 235          | 39  | 66   | 29   | 52  | 49  | 380          | 30  | 166  | 99   | 59  | 26  | 53        |
| 43           | 14  | 25   | 2  | 2   | —   | 126          | 15  | 77   | 20   | 9   | 4   | 54        |
| 17           | 3   | 6  | 3  | 4   | —   | 65           | 7   | 37   | 13   | 8   | —   | 55        |
| 4            | 2   | —  | —  | 2   | —   | 57           | 4   | 47   | 5  | 1   | —   | 56        |
| 2            | —   | 2  | —  | —   | —   | 29           | 2   | 19   | 7  | —   | —   | 57        |
| 10           | 4   | 2  | 2  | —   | 2   | 17           | —   | 8  | 7  | —   | 3   | 58        |
| <b>34</b>    | <b>43</b>                                   | <b>43</b>                                  | <b>30</b>                                  | <b>25-</b>                                  | <b>28</b>                                   | <b>27</b>    | <b>32</b>                                   | <b>42</b>                                  | <b>25-</b>                                 | <b>25-</b>                                  | <b>25-</b>                                  | <b>59</b> |
| 65           | 10  | 10   | 12   | 31  | 2   | 1 106        | 178   | 413  | 344  | 137   | 34  | 60        |
| 492          | 74  | 112  | 71   | 146   | 89  | 1 582        | 240   | 655  | 348  | 262   | 79  | 61        |
| 138          | 8   | 9  | 23   | 61  | 38  | 341          | 36  | 77   | 78   | 114   | 36  | 62        |
| 228          | 37  | 66   | 29   | 49  | 47  | 298          | 30  | 135  | 68   | 49  | 16  | 63        |
| 43           | 14  | 25   | 2  | 2   | —   | 118          | 14  | 75   | 18   | 9   | 2   | 64        |
| 15           | 3   | 5  | 3  | 4   | —   | 61           | 7   | 36   | 11   | 7   | —   | 65        |
| 4            | 2   | —  | —  | 2   | —   | 57           | 4   | 47   | 5  | 1   | —   | 66        |
| —            | —   | —  | —  | —   | —   | 19           | 2   | 9  | 7  | —   | —   | 67        |
| 5            | —   | —  | 2  | —   | 2   | 17           | —   | 8  | 7  | —   | 3   | 68        |
| <b>34</b>    | <b>42</b>                                   | <b>41</b>                                  | <b>31</b>                                  | <b>25-</b>                                  | <b>28</b>                                   | <b>35</b>    | <b>34</b>                                   | <b>47</b>                                  | <b>32</b>                                  | <b>25-</b>                                  | <b>25-</b>                                  | <b>69</b> |
| 58           | 10  | 8  | 12   | 27  | 2   | 672          | 145   | 267  | 156  | 81  | 22  | 70        |



**Table 7-23. Type of Structure and Heating Degree Days by Cost of Utilities—Occupied Units**

[Numbers in thousands. Consistent with the 1990 Census. ... means not applicable or sample too small. – means zero or rounds to zero]

| Characteristics                        | Total      |   |  |  |   |   | Single family |   |  |  |   |   |
|--|------------|---|--|--|---|---|---------------|---|--|--|---|---|
|  | Total      | Less than 2,000 CDD and More than 7,000 HDD | Less than 2,000 CDD and 5,500 to 7,000 HDD | Less than 2,000 CDD and 4,000 to 5,499 HDD | Less than 2,000 CDD and Less than 4,000 HDD | More than 2,000 CDD and less than 4,000 HDD | Total         | Less than 2,000 CDD and More than 7,000 HDD | Less than 2,000 CDD and 5,500 to 7,000 HDD | Less than 2,000 CDD and 4,000 to 5,499 HDD | Less than 2,000 CDD and Less than 4,000 HDD | More than 2,000 CDD and Less than 4,000 HDD |
| <b>Condominium and Cooperative Fee</b> |            |   |  |  |   |   |               |   |  |  |   |   |
| 1 Fee paid by owners .....             | 1 174      | 97  | 285  | 269  | 128   | 394   | 415           | 31  | 102  | 79   | 61  | 142   |
| 2 Less than \$25 per month .....       | 16         | –   | 4  | 2  | 7   | 3   | 14            | –   | 4  | 2  | 7   | –   |
| 3 \$25 to \$49 .....                   | 10         | 2   | 1  | –  | –   | 7   | 6             | 2   | –  | –  | –   | 4   |
| 4 \$50 to \$74 .....                   | 36         | 6   | 9  | 7  | 3   | 11  | 23            | 2   | 5  | 7  | 2   | 6   |
| 5 \$75 to \$99 .....                   | 132        | 29  | 28   | 26   | 16  | 34  | 68            | 7   | 12   | 20   | 12  | 17  |
| 6 \$100 to \$149 .....                 | 217        | 16  | 75   | 18   | 17  | 91  | 90            | 6   | 37   | 8  | 9   | 29  |
| 7 \$150 to \$199 .....                 | 184        | 16  | 30   | 52   | 15  | 72  | 71            | 2   | 17   | 21   | 5   | 26  |
| 8 \$200 or more per month .....        | 306        | 15  | 71   | 53   | 58  | 110   | 91            | 5   | 15   | 7  | 22  | 43  |
| 9 Not reported .....                   | 271        | 13  | 68   | 111  | 11  | 67  | 52            | 6   | 11   | 15   | 4   | 17  |
| 10 <b>Median</b> .....                 | <b>161</b> | <b>116</b>                                  | <b>144</b>                                 | <b>175</b>                                 | <b>199</b>                                  | <b>163</b>                                  | <b>139</b>    | <b>...</b>                                  | <b>132</b>                                 | <b>122</b>                                 | <b>140</b>                                  | <b>161</b>                                  |

**With Elderly Householder—Con.**

| Mobile homes |   |  |  |   |   | Other      |   |  |  |   |   |           |
|--------------|---|--|--|---|---|------------|---|--|--|---|---|-----------|
| Total        | Less than 2,000 CDD and More than 7,000 HDD | Less than 2,000 CDD and 5,500 to 7,000 HDD | Less than 2,000 CDD and 4,000 to 5,499 HDD | Less than 2,000 CDD and Less than 4,000 HDD | More than 2,000 CDD and Less than 4,000 HDD | Total      | Less than 2,000 CDD and More than 7,000 HDD | Less than 2,000 CDD and 5,500 to 7,000 HDD | Less than 2,000 CDD and 4,000 to 5,499 HDD | Less than 2,000 CDD and Less than 4,000 HDD | More than 2,000 CDD and Less than 4,000 HDD |           |
| —            | —   | —  | —  | —   | —   | 758        | 66  | 183  | 190  | 67  | 252   | 1         |
| —            | —   | —  | —  | —   | —   | 3          | —   | —  | —  | —   | 3   | 2         |
| —            | —   | —  | —  | —   | —   | 4          | —   | 1  | —  | —   | 2   | 3         |
| —            | —   | —  | —  | —   | —   | 13         | 3   | 4  | —  | 1   | 5   | 4         |
| —            | —   | —  | —  | —   | —   | 64         | 21  | 16   | 6  | 4   | 17  | 5         |
| —            | —   | —  | —  | —   | —   | 127        | 10  | 38   | 10   | 8   | 61  | 6         |
| —            | —   | —  | —  | —   | —   | 114        | 13  | 12   | 31   | 11  | 46  | 7         |
| —            | —   | —  | —  | —   | —   | 215        | 10  | 56   | 46   | 36  | 67  | 8         |
| —            | —   | —  | —  | —   | —   | 219        | 8   | 57   | 97   | 8   | 50  | 9         |
| ...          | ...   | ...  | ...  | ...   | ...   | <b>176</b> | <b>122</b>                                  | <b>170</b>                                 | <b>199</b>                                 | <b>200+</b>                                 | <b>163</b>                                  | <b>10</b> |

**Table 7-24. Journey to Work—Occupied Units With Elderly Householder**

[Numbers in thousands. Consistent with the 1990 Census. ... means not applicable or sample too small. — means zero or rounds to zero]

|           | Characteristics  | Total occupied units | Tenure       |            | Housing unit characteristics |              |                   |            | Household characteristics |            |                    |                     |
|-----------|--|----------------------|--------------|------------|------------------------------|--------------|-------------------|------------|---------------------------|------------|--------------------|---------------------|
|           |  |                      | Owner        | Renter     | New construction 4 years     | Mobile homes | Physical problems |            | Black                     | Hispanic   | Moved in past year | Below poverty level |
|           |  |                      |              |            |                              |              | Severe            | Moderate   |                           |            |                    |                     |
| <b>1</b>  | <b>All workers</b> .....   | <b>6 077</b>         | <b>5 257</b> | <b>819</b> | <b>181</b>                   | <b>297</b>   | <b>87</b>         | <b>219</b> | <b>688</b>                | <b>484</b> | <b>227</b>         | <b>400</b>          |
|           | <b>Principal Means of Transportation to Work Last Week</b>                 |                      |              |            |                              |              |                   |            |                           |            |                    |                     |
| 2         | Drives self .....  | 4 627                | 4 153        | 474        | 143                          | 201          | 65                | 152        | 445                       | 352        | 164                | 248                 |
| 3         | Carpool .....  | 450                  | 378          | 72         | 2                            | 53           | 1                 | 14         | 72                        | 38         | 18                 | 38                  |
| 4         | 2-person .....   | 383                  | 323          | 60         | 2                            | 47           | 1                 | 9          | 48                        | 34         | 16                 | 32                  |
| 5         | 3-person .....   | 40                   | 33           | 7          | —                            | 6            | —                 | 2          | 15                        | 1          | 3                  | 4                   |
| 6         | 4-or-more-person .....   | 27                   | 22           | 5          | —                            | —            | —                 | —          | 9                         | 3          | —                  | 2                   |
| 7         | Mass transportation .....  | 342                  | 189          | 153        | 10                           | 7            | 5                 | 19         | 118                       | 54         | 19                 | 51                  |
| 8         | Taxicab .....  | 13                   | 11           | 2          | —                            | —            | —                 | —          | 3                         | 2          | —                  | 2                   |
| 9         | Bicycle or motorcycle .....  | 21                   | 21           | —          | —                            | 2            | —                 | 1          | 3                         | —          | —                  | 2                   |
| 10        | Walks only .....   | 256                  | 200          | 56         | 8                            | 6            | 9                 | 14         | 34                        | 14         | 10                 | 23                  |
| 11        | Other means .....  | 51                   | 27           | 24         | 8                            | 2            | 1                 | —          | 7                         | 1          | 8                  | 7                   |
| 12        | Works at home .....  | 317                  | 278          | 39         | 9                            | 25           | 5                 | 19         | 5                         | 23         | 7                  | 28                  |
|           | <b>Travel Time From Home to Work</b>                                       |                      |              |            |                              |              |                   |            |                           |            |                    |                     |
| 13        | Less than 15 minutes .....   | 2 169                | 1 862        | 306        | 56                           | 115          | 30                | 85         | 209                       | 147        | 94                 | 138                 |
| 14        | 15 to 29 minutes .....   | 1 669                | 1 465        | 205        | 47                           | 55           | 29                | 50         | 222                       | 145        | 56                 | 101                 |
| 15        | 30 to 44 minutes .....   | 815                  | 702          | 114        | 30                           | 47           | 11                | 30         | 117                       | 89         | 36                 | 53                  |
| 16        | 45 to 59 minutes .....   | 257                  | 203          | 54         | 8                            | 15           | —                 | 8          | 36                        | 16         | 4                  | 24                  |
| 17        | 1 hour to 1 hour and 29 minutes .....                                      | 185                  | 159          | 26         | 7                            | 15           | 2                 | 2          | 38                        | 24         | 8                  | 13                  |
| 18        | 1 hour 30 minutes or more .....  | 87                   | 76           | 11         | 3                            | 4            | 1                 | 5          | 18                        | 10         | 5                  | 7                   |
| 19        | Works at home .....  | 317                  | 278          | 39         | 9                            | 25           | 5                 | 19         | 5                         | 23         | 7                  | 28                  |
| 20        | No fixed place of work .....   | 577                  | 512          | 66         | 21                           | 21           | 8                 | 20         | 43                        | 30         | 16                 | 36                  |
| 21        | <b>Median</b> .....  | <b>19</b>            | <b>19</b>    | <b>19</b>  | <b>21</b>                    | <b>18</b>    | <b>18</b>         | <b>16</b>  | <b>22</b>                 | <b>22</b>  | <b>17</b>          | <b>19</b>           |
|           | <b>Distance From Home to Work</b>  |                      |              |            |                              |              |                   |            |                           |            |                    |                     |
| 22        | Less than 1 mile .....   | 372                  | 299          | 72         | 12                           | 11           | 3                 | 16         | 35                        | 12         | 7                  | 39                  |
| 23        | 1 to 4 miles .....   | 1 519                | 1 262        | 256        | 54                           | 82           | 30                | 63         | 172                       | 92         | 85                 | 92                  |
| 24        | 5 to 9 miles .....   | 1 200                | 1 041        | 159        | 20                           | 44           | 16                | 42         | 153                       | 126        | 28                 | 70                  |
| 25        | 10 to 19 miles .....   | 1 213                | 1 075        | 138        | 44                           | 60           | 18                | 30         | 189                       | 108        | 51                 | 78                  |
| 26        | 20 to 29 miles .....   | 496                  | 446          | 51         | 19                           | 17           | 3                 | 19         | 50                        | 50         | 21                 | 28                  |
| 27        | 30 to 49 miles .....   | 301                  | 263          | 38         | —                            | 26           | 4                 | 10         | 34                        | 38         | 9                  | 27                  |
| 28        | 50 miles or more .....   | 83                   | 81           | 2          | 3                            | 11           | —                 | 1          | 7                         | 6          | 3                  | 2                   |
| 29        | Works at home .....  | 317                  | 278          | 39         | 9                            | 25           | 5                 | 19         | 5                         | 23         | 7                  | 28                  |
| 30        | No fixed place of work .....   | 577                  | 512          | 66         | 21                           | 21           | 8                 | 20         | 43                        | 30         | 16                 | 36                  |
| 31        | <b>Median</b> .....  | <b>8</b>             | <b>8</b>     | <b>6</b>   | <b>7</b>                     | <b>9</b>     | <b>6</b>          | <b>6</b>   | <b>9</b>                  | <b>9</b>   | <b>7</b>           | <b>8</b>            |
|           | <b>Departure Time to Work<sup>1</sup></b>                                  |                      |              |            |                              |              |                   |            |                           |            |                    |                     |
| 32        | 12:00 a.m. to 2:59 a.m. ....   | 62                   | 49           | 12         | —                            | —            | 7                 | 2          | —                         | 7          | 4                  | 2                   |
| 33        | 3:00 a.m. to 5:59 a.m. ....  | 430                  | 374          | 55         | 7                            | 36           | 2                 | 9          | 43                        | 42         | 16                 | 34                  |
| 34        | 6:00 a.m. to 6:59 a.m. ....  | 873                  | 747          | 125        | 27                           | 42           | 12                | 42         | 133                       | 79         | 37                 | 50                  |
| 35        | 7:00 a.m. to 7:29 a.m. ....  | 734                  | 637          | 97         | 28                           | 28           | 8                 | 23         | 75                        | 81         | 19                 | 49                  |
| 36        | 7:30 a.m. to 7:59 a.m. ....  | 675                  | 597          | 78         | 15                           | 26           | 5                 | 23         | 86                        | 46         | 17                 | 45                  |
| 37        | 8:00 a.m. to 8:29 a.m. ....  | 667                  | 593          | 73         | 22                           | 24           | 10                | 19         | 59                        | 46         | 17                 | 41                  |
| 38        | 8:30 a.m. to 8:59 a.m. ....  | 367                  | 324          | 44         | 20                           | 25           | 10                | 10         | 26                        | 26         | 28                 | 11                  |
| 39        | 9:00 a.m. to 9:59 a.m. ....  | 507                  | 442          | 65         | 19                           | 22           | 4                 | 14         | 51                        | 38         | 24                 | 37                  |
| 40        | 10:00 a.m. to 3:59 p.m. ....   | 640                  | 544          | 96         | 16                           | 31           | 8                 | 17         | 88                        | 59         | 32                 | 32                  |
| 41        | 4:00 p.m. to 11:59 p.m. ....   | 320                  | 273          | 47         | 4                            | 15           | 7                 | 12         | 32                        | 14         | 6                  | 34                  |
| 42        | Not reported .....   | 485                  | 398          | 87         | 14                           | 23           | 9                 | 27         | 88                        | 21         | 19                 | 35                  |
| <b>43</b> | <b>Householders who worked last week</b> .....                             | <b>2 342</b>         | <b>1 955</b> | <b>387</b> | <b>67</b>                    | <b>119</b>   | <b>37</b>         | <b>85</b>  | <b>195</b>                | <b>129</b> | <b>74</b>          | <b>146</b>          |
|           | <b>Principal Means of Transportation to Work Last Week for Householder</b> |                      |              |            |                              |              |                   |            |                           |            |                    |                     |
| 44        | Drives self .....  | 1 762                | 1 516        | 246        | 46                           | 71           | 30                | 59         | 134                       | 92         | 57                 | 85                  |
| 45        | Carpool .....  | 152                  | 129          | 22         | 2                            | 21           | —                 | 2          | 21                        | 4          | 9                  | 9                   |
| 46        | 2-person .....   | 127                  | 108          | 18         | 2                            | 16           | —                 | —          | 13                        | 2          | 6                  | 9                   |
| 47        | 3-person .....   | 20                   | 15           | 4          | —                            | 5            | —                 | —          | 6                         | —          | 3                  | —                   |
| 48        | 4-or-more-person .....   | 5                    | 5            | —          | —                            | —            | —                 | —          | 2                         | 1          | —                  | —                   |
| 49        | Mass transportation .....  | 98                   | 45           | 53         | 5                            | 2            | 1                 | 5          | 24                        | 17         | 2                  | 19                  |
| 50        | Taxicab .....  | 6                    | 6            | —          | —                            | —            | —                 | —          | —                         | —          | —                  | —                   |
| 51        | Bicycle or motorcycle .....  | 4                    | 4            | —          | —                            | —            | —                 | —          | —                         | —          | —                  | —                   |
| 52        | Walks only .....   | 112                  | 79           | 33         | 8                            | 6            | 2                 | 4          | 11                        | 2          | 4                  | 14                  |
| 53        | Other means .....  | 15                   | 9            | 6          | —                            | 2            | 1                 | —          | —                         | —          | —                  | —                   |
| 54        | Works at home .....  | 194                  | 167          | 26         | 7                            | 17           | 2                 | 15         | 4                         | 15         | 2                  | 19                  |
|           | <b>Travel Time From Home to Work for Householder</b>                       |                      |              |            |                              |              |                   |            |                           |            |                    |                     |
| 55        | Less than 15 minutes .....   | 897                  | 711          | 186        | 18                           | 52           | 12                | 37         | 59                        | 29         | 35                 | 70                  |
| 56        | 15 to 29 minutes .....   | 572                  | 489          | 84         | 18                           | 18           | 14                | 18         | 71                        | 38         | 14                 | 24                  |
| 57        | 30 to 44 minutes .....   | 252                  | 216          | 36         | 13                           | 20           | 4                 | 8          | 21                        | 18         | 13                 | 12                  |
| 58        | 45 to 59 minutes .....   | 79                   | 66           | 13         | 2                            | 7            | —                 | 3          | 9                         | 9          | —                  | 5                   |
| 59        | 1 hour to 1 hour and 29 minutes .....                                      | 56                   | 47           | 9          | 2                            | —            | —                 | —          | 7                         | 5          | —                  | 5                   |
| 60        | 1 hour 30 minutes or more .....  | 17                   | 14           | 3          | —                            | —            | 1                 | —          | 6                         | 4          | —                  | 3                   |
| 61        | Works at home .....  | 194                  | 167          | 26         | 7                            | 17           | 2                 | 15         | 4                         | 15         | 2                  | 19                  |
| 62        | No fixed place of work .....   | 275                  | 246          | 29         | 8                            | 6            | 2                 | 5          | 18                        | 12         | 10                 | 10                  |
| 63        | <b>Median</b> .....  | <b>16</b>            | <b>17</b>    | <b>15</b>  | <b>22</b>                    | <b>15</b>    | <b>...</b>        | <b>15</b>  | <b>21</b>                 | <b>24</b>  | <b>15</b>          | <b>15</b>           |
|           | <b>Distance From Home to Work for Householder</b>                          |                      |              |            |                              |              |                   |            |                           |            |                    |                     |
| 64        | Less than 1 mile .....   | 181                  | 131          | 50         | 10                           | 11           | 2                 | 6          | 12                        | —          | 4                  | 18                  |
| 65        | 1 to 4 miles .....   | 625                  | 495          | 130        | 9                            | 25           | 15                | 29         | 60                        | 24         | 22                 | 44                  |
| 66        | 5 to 9 miles .....   | 416                  | 350          | 67         | 13                           | 20           | 4                 | 16         | 39                        | 25         | 12                 | 23                  |
| 67        | 10 to 19 miles .....   | 366                  | 311          | 55         | 19                           | 25           | 10                | 9          | 33                        | 25         | 13                 | 15                  |
| 68        | 20 to 29 miles .....   | 180                  | 162          | 18         | 2                            | 6            | 1                 | 2          | 17                        | 16         | 9                  | 12                  |
| 69        | 30 to 49 miles .....   | 83                   | 72           | 11         | —                            | 11           | —                 | 3          | 11                        | 9          | 1                  | 5                   |
| 70        | 50 miles or more .....   | 20                   | 20           | —          | —                            | —            | —                 | —          | —                         | 2          | —                  | —                   |
| 71        | Works at home .....  | 194                  | 167          | 26         | 7                            | 17           | 2                 | 15         | 4                         | 15         | 2                  | 19                  |
| 72        | No fixed place of work .....   | 275                  | 246          | 29         | 8                            | 6            | 2                 | 5          | 18                        | 12         | 10                 | 10                  |
| 73        | <b>Median</b> .....  | <b>7</b>             | <b>7</b>     | <b>5</b>   | <b>8</b>                     | <b>8</b>     | <b>...</b>        | <b>5</b>   | <b>7</b>                  | <b>11</b>  | <b>7</b>           | <b>5</b>            |

| Total occupied units | In MSAs        |              | Outside MSAs | Urban        |              | Rural        |            |              | Regions      |              |              |              |           |
|----------------------|----------------|--------------|--------------|--------------|--------------|--------------|------------|--------------|--------------|--------------|--------------|--------------|-----------|
|                      | Central cities | Suburbs      |              | Total        | Outside MSAs | Total        | Suburbs    | Outside MSAs | Northeast    | Midwest      | South        | West         |           |
| <b>6 077</b>         | <b>1 793</b>   | <b>2 925</b> | <b>1 358</b> | <b>4 300</b> | <b>444</b>   | <b>1 776</b> | <b>846</b> | <b>914</b>   | <b>1 515</b> | <b>1 339</b> | <b>1 952</b> | <b>1 270</b> | <b>1</b>  |
| 4 627                | 1 244          | 2 325        | 1 057        | 3 252        | 344          | 1 375        | 645        | 713          | 1 076        | 1 052        | 1 548        | 951          | 2         |
| 450                  | 120            | 230          | 100          | 308          | 35           | 141          | 77         | 64           | 95           | 81           | 178          | 95           | 3         |
| 383                  | 94             | 208          | 81           | 258          | 24           | 125          | 68         | 57           | 79           | 70           | 148          | 85           | 4         |
| 40                   | 20             | 9            | 11           | 36           | 7            | 4            | -          | 4            | 8            | 8            | 18           | 7            | 5         |
| 27                   | 6              | 13           | 8            | 14           | 4            | 13           | 9          | 4            | 8            | 3            | 13           | 3            | 6         |
| 342                  | 234            | 99           | 9            | 331          | 5            | 11           | 7          | 4            | 185          | 51           | 59           | 47           | 7         |
| 13                   | 9              | 5            | -            | 13           | -            | -            | -          | -            | 8            | 1            | 5            | -            | 8         |
| 21                   | 9              | 5            | 8            | 21           | 8            | -            | -          | -            | 3            | 8            | -            | 10           | 9         |
| 256                  | 98             | 102          | 56           | 169          | 12           | 86           | 42         | 44           | 86           | 52           | 63           | 55           | 10        |
| 51                   | 16             | 26           | 9            | 36           | 2            | 15           | 8          | 7            | 9            | 10           | 10           | 21           | 11        |
| 317                  | 63             | 133          | 121          | 169          | 39           | 148          | 67         | 81           | 52           | 84           | 89           | 91           | 12        |
| 2 169                | 592            | 995          | 582          | 1 563        | 243          | 606          | 262        | 339          | 535          | 507          | 685          | 442          | 13        |
| 1 669                | 513            | 819          | 337          | 1 224        | 102          | 445          | 203        | 235          | 384          | 375          | 553          | 357          | 14        |
| 815                  | 271            | 432          | 113          | 570          | 18           | 245          | 146        | 95           | 213          | 161          | 299          | 142          | 15        |
| 257                  | 81             | 125          | 51           | 194          | 19           | 63           | 31         | 32           | 95           | 51           | 61           | 51           | 16        |
| 185                  | 75             | 87           | 23           | 140          | 3            | 45           | 25         | 20           | 55           | 28           | 60           | 42           | 17        |
| 87                   | 36             | 35           | 16           | 60           | 2            | 27           | 13         | 13           | 37           | 8            | 22           | 19           | 18        |
| 317                  | 63             | 133          | 121          | 169          | 39           | 148          | 67         | 81           | 52           | 84           | 89           | 91           | 19        |
| 577                  | 162            | 299          | 117          | 379          | 18           | 198          | 100        | 98           | 143          | 125          | 183          | 126          | 20        |
| <b>19</b>            | <b>21</b>      | <b>20</b>    | <b>15-</b>   | <b>19</b>    | <b>15-</b>   | <b>19</b>    | <b>21</b>  | <b>17</b>    | <b>20</b>    | <b>17</b>    | <b>19</b>    | <b>19</b>    | <b>21</b> |
| 372                  | 105            | 140          | 126          | 242          | 45           | 130          | 49         | 81           | 106          | 109          | 90           | 67           | 22        |
| 1 519                | 486            | 657          | 375          | 1 151        | 184          | 367          | 171        | 191          | 410          | 343          | 452          | 313          | 23        |
| 1 200                | 404            | 576          | 220          | 948          | 77           | 252          | 104        | 144          | 261          | 253          | 445          | 241          | 24        |
| 1 213                | 368            | 640          | 204          | 878          | 50           | 335          | 176        | 154          | 343          | 248          | 386          | 236          | 25        |
| 496                  | 120            | 277          | 99           | 312          | 17           | 185          | 100        | 82           | 122          | 97           | 152          | 126          | 26        |
| 301                  | 74             | 154          | 72           | 182          | 11           | 118          | 57         | 61           | 54           | 67           | 127          | 52           | 27        |
| 83                   | 11             | 48           | 24           | 39           | 2            | 44           | 22         | 22           | 24           | 13           | 28           | 19           | 28        |
| 317                  | 63             | 133          | 121          | 169          | 39           | 148          | 67         | 81           | 52           | 84           | 89           | 91           | 29        |
| 577                  | 162            | 299          | 117          | 379          | 18           | 198          | 100        | 98           | 143          | 125          | 183          | 126          | 30        |
| <b>8</b>             | <b>7</b>       | <b>9</b>     | <b>6</b>     | <b>8</b>     | <b>4</b>     | <b>9</b>     | <b>11</b>  | <b>8</b>     | <b>8</b>     | <b>7</b>     | <b>8</b>     | <b>8</b>     | <b>31</b> |
| 62                   | 23             | 29           | 9            | 44           | 2            | 18           | 11         | 7            | 11           | 16           | 21           | 14           | 32        |
| 430                  | 107            | 203          | 120          | 243          | 36           | 186          | 100        | 84           | 100          | 118          | 128          | 83           | 33        |
| 873                  | 228            | 449          | 196          | 596          | 63           | 276          | 140        | 134          | 207          | 188          | 315          | 164          | 34        |
| 734                  | 220            | 379          | 135          | 534          | 46           | 200          | 109        | 89           | 163          | 156          | 262          | 153          | 35        |
| 675                  | 185            | 331          | 159          | 482          | 69           | 193          | 97         | 90           | 154          | 132          | 242          | 147          | 36        |
| 667                  | 205            | 346          | 116          | 499          | 28           | 168          | 80         | 88           | 199          | 145          | 183          | 139          | 37        |
| 367                  | 88             | 190          | 89           | 257          | 20           | 111          | 42         | 69           | 112          | 78           | 117          | 60           | 38        |
| 507                  | 162            | 217          | 128          | 394          | 55           | 113          | 39         | 74           | 118          | 113          | 154          | 123          | 39        |
| 640                  | 229            | 268          | 143          | 498          | 42           | 142          | 41         | 101          | 128          | 153          | 196          | 164          | 40        |
| 320                  | 103            | 150          | 67           | 232          | 25           | 88           | 41         | 42           | 89           | 74           | 87           | 70           | 41        |
| 485                  | 181            | 230          | 74           | 351          | 20           | 134          | 80         | 54           | 182          | 82           | 159          | 62           | 42        |
| <b>2 342</b>         | <b>665</b>     | <b>1 121</b> | <b>555</b>   | <b>1 649</b> | <b>187</b>   | <b>693</b>   | <b>321</b> | <b>368</b>   | <b>510</b>   | <b>574</b>   | <b>772</b>   | <b>486</b>   | <b>43</b> |
| 1 762                | 484            | 865          | 413          | 1 255        | 141          | 507          | 230        | 272          | 356          | 458          | 604          | 344          | 44        |
| 152                  | 30             | 86           | 35           | 100          | 13           | 51           | 29         | 22           | 30           | 24           | 64           | 34           | 45        |
| 127                  | 20             | 78           | 29           | 80           | 8            | 47           | 26         | 20           | 30           | 19           | 50           | 28           | 46        |
| 20                   | 9              | 5            | 5            | 20           | 5            | -            | -          | -            | -            | 5            | 9            | 6            | 47        |
| 5                    | 1              | 3            | 2            | 1            | -            | 4            | 3          | 2            | -            | -            | 4            | 1            | 48        |
| 98                   | 67             | 29           | 2            | 96           | 2            | 2            | 2          | 2            | 52           | 11           | 16           | 18           | 49        |
| 6                    | 6              | -            | -            | 6            | -            | -            | -          | -            | 6            | -            | -            | -            | 50        |
| 4                    | 2              | -            | 2            | 4            | 2            | -            | -          | -            | -            | 4            | -            | -            | 51        |
| 112                  | 25             | 54           | 32           | 64           | 7            | 48           | 23         | 25           | 32           | 26           | 29           | 25           | 52        |
| 15                   | 6              | 5            | 5            | 11           | -            | 5            | -          | 5            | 2            | 2            | 2            | 8            | 53        |
| 194                  | 45             | 82           | 66           | 113          | 22           | 80           | 36         | 44           | 33           | 49           | 57           | 55           | 54        |
| 897                  | 236            | 418          | 242          | 637          | 99           | 260          | 117        | 143          | 204          | 248          | 263          | 182          | 55        |
| 572                  | 182            | 259          | 131          | 421          | 44           | 151          | 62         | 87           | 104          | 151          | 214          | 102          | 56        |
| 252                  | 75             | 133          | 44           | 168          | 6            | 84           | 43         | 39           | 54           | 43           | 108          | 47           | 57        |
| 79                   | 22             | 43           | 13           | 64           | 8            | 15           | 9          | 6            | 22           | 14           | 15           | 28           | 58        |
| 56                   | 22             | 32           | 2            | 47           | -            | 9            | 7          | 2            | 27           | 4            | 16           | 9            | 59        |
| 17                   | 4              | 10           | 2            | 13           | -            | 5            | 2          | 2            | 6            | 2            | 3            | 7            | 60        |
| 194                  | 45             | 82           | 66           | 113          | 22           | 80           | 36         | 44           | 33           | 49           | 57           | 55           | 61        |
| 275                  | 78             | 143          | 54           | 185          | 9            | 90           | 44         | 45           | 61           | 63           | 96           | 56           | 62        |
| <b>16</b>            | <b>18</b>      | <b>17</b>    | <b>15-</b>   | <b>16</b>    | <b>15-</b>   | <b>15</b>    | <b>16</b>  | <b>15-</b>   | <b>16</b>    | <b>15-</b>   | <b>18</b>    | <b>16</b>    | <b>63</b> |
| 181                  | 38             | 73           | 71           | 105          | 25           | 76           | 30         | 46           | 44           | 56           | 46           | 36           | 64        |
| 625                  | 217            | 267          | 140          | 489          | 78           | 136          | 73         | 63           | 164          | 167          | 177          | 117          | 65        |
| 416                  | 142            | 199          | 75           | 333          | 27           | 84           | 33         | 48           | 60           | 105          | 156          | 95           | 66        |
| 366                  | 92             | 192          | 83           | 248          | 18           | 119          | 54         | 65           | 80           | 85           | 136          | 66           | 67        |
| 180                  | 41             | 103          | 37           | 111          | 2            | 70           | 33         | 35           | 51           | 31           | 66           | 33           | 68        |
| 83                   | 11             | 51           | 21           | 54           | 7            | 29           | 15         | 14           | 11           | 16           | 33           | 23           | 69        |
| 20                   | 1              | 11           | 8            | 10           | -            | 10           | 2          | 8            | 7            | 3            | 6            | 4            | 70        |
| 194                  | 45             | 82           | 66           | 113          | 22           | 80           | 36         | 44           | 33           | 49           | 57           | 55           | 71        |
| 275                  | 78             | 143          | 54           | 185          | 9            | 90           | 44         | 45           | 61           | 63           | 96           | 56           | 72        |
| <b>7</b>             | <b>6</b>       | <b>8</b>     | <b>5</b>     | <b>6</b>     | <b>4</b>     | <b>8</b>     | <b>7</b>   | <b>8</b>     | <b>5</b>     | <b>5</b>     | <b>8</b>     | <b>7</b>     | <b>73</b> |

**Table 7-24. Journey to Work—Occupied Units With Elderly Householder—Con.**

[Numbers in thousands. Consistent with the 1990 Census. ... means not applicable or sample too small. – means zero or rounds to zero]

|    | Characteristics   | Total occupied units | Tenure |        | Housing unit characteristics |              |                   |          | Household characteristics |          |                    |                     |
|----|---|----------------------|--------|--------|------------------------------|--------------|-------------------|----------|---------------------------|----------|--------------------|---------------------|
|    |   |                      | Owner  | Renter | New construction 4 years     | Mobile homes | Physical problems |          | Black                     | Hispanic | Moved in past year | Below poverty level |
|    |   |                      |        |        |                              |              | Severe            | Moderate |                           |          |                    |                     |
|    | <b>Departure Time to Work for Householder<sup>1</sup></b> |                      |        |        |                              |              |                   |          |                           |          |                    |                     |
| 1  | 12:00 a.m. to 2:59 a.m. ....                              | 19                   | 15     | 5      | –                            | –            | 2                 | –        | –                         | 3        | –                  | –                   |
| 2  | 3:00 a.m. to 5:59 a.m. ....                               | 131                  | 104    | 27     | –                            | 14           | 1                 | 4        | 19                        | 16       | 11                 | 9                   |
| 3  | 6:00 a.m. to 6:59 a.m. ....                               | 289                  | 239    | 50     | 4                            | 15           | 5                 | 13       | 35                        | 21       | 11                 | 16                  |
| 4  | 7:00 a.m. to 7:29 a.m. ....                               | 238                  | 202    | 36     | 10                           | 3            | 1                 | 8        | 16                        | 15       | 3                  | 12                  |
| 5  | 7:30 a.m. to 7:59 a.m. ....                               | 244                  | 195    | 48     | 7                            | 7            | 2                 | 7        | 20                        | 5        | 7                  | 11                  |
| 6  | 8:00 a.m. to 8:29 a.m. ....                               | 309                  | 275    | 34     | 13                           | 20           | 5                 | 15       | 23                        | 15       | 8                  | 26                  |
| 7  | 8:30 a.m. to 8:59 a.m. ....                               | 154                  | 130    | 23     | 3                            | 5            | 5                 | 5        | 9                         | 8        | 9                  | 3                   |
| 8  | 9:00 a.m. to 9:59 a.m. ....                               | 254                  | 224    | 31     | 13                           | 14           | 4                 | 7        | 16                        | 10       | 5                  | 20                  |
| 9  | 10:00 a.m. to 3:59 p.m. ....                              | 274                  | 217    | 57     | 7                            | 8            | 2                 | 5        | 20                        | 17       | 8                  | 12                  |
| 10 | 4:00 p.m. to 11:59 p.m. ....                              | 99                   | 78     | 21     | –                            | 6            | 2                 | 1        | 7                         | 1        | 4                  | 8                   |
| 11 | Not reported .....  | 138                  | 110    | 27     | 3                            | 10           | 5                 | 5        | 25                        | 2        | 6                  | 11                  |

<sup>1</sup>Does not add to total because those that worked at home were not included.

| Total occupied units | In MSAs        |         | Outside MSAs | Urban |              | Rural |         |              | Regions   |         |       |      |    |
|----------------------|----------------|---------|--------------|-------|--------------|-------|---------|--------------|-----------|---------|-------|------|----|
|                      | Central cities | Suburbs |              | Total | Outside MSAs | Total | Suburbs | Outside MSAs | Northeast | Midwest | South | West |    |
| 19                   | 8              | 7       | 4            | 17    | 2            | 2     | -       | 2            | 3         | 7       | 6     | 3    | 1  |
| 131                  | 32             | 74      | 24           | 84    | 9            | 46    | 31      | 15           | 33        | 35      | 47    | 16   | 2  |
| 289                  | 72             | 148     | 69           | 204   | 27           | 85    | 44      | 41           | 67        | 65      | 100   | 57   | 3  |
| 238                  | 68             | 116     | 53           | 167   | 21           | 71    | 39      | 33           | 56        | 70      | 79    | 33   | 4  |
| 244                  | 68             | 123     | 53           | 179   | 28           | 65    | 38      | 24           | 58        | 40      | 87    | 59   | 5  |
| 309                  | 88             | 147     | 75           | 217   | 18           | 93    | 36      | 57           | 63        | 77      | 101   | 68   | 6  |
| 154                  | 36             | 82      | 36           | 117   | 15           | 37    | 17      | 20           | 36        | 36      | 49    | 33   | 7  |
| 254                  | 76             | 112     | 66           | 195   | 22           | 59    | 15      | 45           | 50        | 62      | 80    | 62   | 8  |
| 274                  | 94             | 121     | 59           | 205   | 12           | 69    | 22      | 47           | 51        | 75      | 79    | 69   | 9  |
| 99                   | 29             | 40      | 31           | 62    | 10           | 37    | 14      | 21           | 21        | 35      | 23    | 21   | 10 |
| 138                  | 49             | 69      | 20           | 89    | 2            | 49    | 31      | 18           | 41        | 25      | 63    | 9    | 11 |

**Table 7-25. Units in Structure by Selected Characteristics—Occupied Units With Elderly Householder**

[Numbers in thousands. Consistent with the 1990 Census. ... means not applicable or sample too small. — means zero or rounds to zero]

| Characteristics                          | Total         | 1, detached   | 1, attached  | Multiunit    |              |             |             |             |              | Mobile homes |
|--|---------------|---------------|--------------|--------------|--------------|-------------|-------------|-------------|--------------|--------------|
|  |               |               |              | Total        | 2 to 4       | 5 to 9      | 10 to 19    | 20 to 49    | 50 or more   |              |
| <b>Total</b> .....                       | <b>21 423</b> | <b>14 715</b> | <b>1 212</b> | <b>4 134</b> | <b>1 205</b> | <b>570</b>  | <b>512</b>  | <b>636</b>  | <b>1 212</b> | <b>1 362</b> |
| <b>Race and Origin</b>                   |               |               |              |              |              |             |             |             |              |              |
| White .....                              | 18 942        | 13 242        | 994          | 3 431        | 1 009        | 472         | 429         | 543         | 977          | 1 275        |
| Non-Hispanic .....                       | 18 072        | 12 688        | 941          | 3 185        | 945          | 440         | 397         | 495         | 909          | 1 257        |
| Hispanic .....                           | 870           | 554           | 53           | 246          | 65           | 33          | 32          | 48          | 69           | 17           |
| Black .....                              | 2 001         | 1 223         | 189          | 514          | 161          | 65          | 64          | 53          | 171          | 74           |
| American Indian, Eskimo, and Aleut ..... | 80            | 55            | 3            | 18           | 3            | 4           | 5           | 1           | 4            | 5            |
| Asian and Pacific Islander .....         | 253           | 132           | 18           | 100          | 13           | 18          | 9           | 24          | 36           | 3            |
| Other .....                              | 147           | 63            | 8            | 71           | 18           | 9           | 5           | 15          | 24           | 6            |
| Total Hispanic .....                     | 1 022         | 627           | 63           | 309          | 83           | 42          | 40          | 58          | 85           | 23           |
| <b>Cooperatives and Condominiums</b>     |               |               |              |              |              |             |             |             |              |              |
| Cooperatives .....                       | 192           | 11            | 24           | 149          | 20           | 2           | 9           | 16          | 102          | 7            |
| Condominiums .....                       | 1 248         | 66            | 367          | 811          | 163          | 123         | 156         | 148         | 222          | 4            |
| <b>Year Structure Built<sup>1</sup></b>  |               |               |              |              |              |             |             |             |              |              |
| 2000 to 2004 .....                       | —             | —             | —            | —            | —            | —           | —           | —           | —            | —            |
| 1995 to 1999 .....                       | 781           | 376           | 86           | 134          | 19           | 19          | 24          | 36          | 36           | 186          |
| 1990 to 1994 .....                       | 896           | 438           | 100          | 218          | 39           | 31          | 34          | 49          | 65           | 140          |
| 1985 to 1989 .....                       | 1 126         | 472           | 140          | 350          | 80           | 63          | 36          | 61          | 111          | 165          |
| 1980 to 1984 .....                       | 1 084         | 429           | 109          | 367          | 62           | 42          | 44          | 78          | 140          | 180          |
| 1975 to 1979 .....                       | 1 928         | 985           | 134          | 548          | 97           | 89          | 65          | 80          | 216          | 262          |
| 1970 to 1974 .....                       | 2 099         | 1 106         | 117          | 628          | 106          | 92          | 96          | 90          | 244          | 247          |
| 1960 to 1969 .....                       | 3 689         | 2 816         | 117          | 612          | 115          | 103         | 106         | 82          | 206          | 145          |
| 1950 to 1959 .....                       | 3 707         | 3 330         | 80           | 269          | 112          | 21          | 30          | 28          | 78           | 29           |
| 1940 to 1949 .....                       | 1 869         | 1 605         | 68           | 192          | 118          | 16          | 9           | 17          | 33           | 4            |
| 1930 to 1939 .....                       | 1 170         | 904           | 59           | 202          | 98           | 35          | 13          | 29          | 27           | 5            |
| 1920 to 1929 .....                       | 1 096         | 784           | 91           | 220          | 111          | 19          | 20          | 34          | 36           | —            |
| 1919 or earlier .....                    | 1 978         | 1 471         | 112          | 395          | 248          | 40          | 36          | 52          | 20           | —            |
| <b>Median</b> .....                      | <b>1962</b>   | <b>1958</b>   | <b>1973</b>  | <b>1971</b>  | <b>1952</b>  | <b>1973</b> | <b>1972</b> | <b>1974</b> | <b>1974</b>  | <b>1980</b>  |
| <b>Rooms</b>                             |               |               |              |              |              |             |             |             |              |              |
| 1 room .....                             | 62            | 4             | —            | 58           | 1            | 13          | 6           | 11          | 27           | —            |
| 2 rooms .....                            | 168           | 15            | 10           | 141          | 20           | 12          | 12          | 21          | 76           | 2            |
| 3 rooms .....                            | 1 989         | 180           | 108          | 1 632        | 284          | 192         | 161         | 328         | 666          | 68           |
| 4 rooms .....                            | 3 819         | 1 611         | 312          | 1 312        | 417          | 209         | 227         | 180         | 278          | 584          |
| 5 rooms .....                            | 5 377         | 3 979         | 286          | 666          | 300          | 94          | 88          | 69          | 116          | 445          |
| 6 rooms .....                            | 5 021         | 4 284         | 313          | 230          | 122          | 36          | 16          | 22          | 34           | 194          |
| 7 rooms .....                            | 2 714         | 2 469         | 115          | 75           | 42           | 13          | 2           | 4           | 14           | 54           |
| 8 rooms .....                            | 1 408         | 1 348         | 44           | 3            | 2            | 1           | —           | —           | —            | 12           |
| 9 rooms .....                            | 492           | 476           | 11           | 3            | 3            | —           | —           | —           | —            | 2            |
| 10 rooms or more .....                   | 372           | 348           | 11           | 13           | 13           | —           | —           | —           | —            | —            |
| <b>Bedrooms</b>                          |               |               |              |              |              |             |             |             |              |              |
| None .....                               | 129           | 12            | —            | 117          | 6            | 18          | 16          | 21          | 57           | —            |
| 1 .....                                  | 2 655         | 378           | 157          | 2 014        | 383          | 242         | 211         | 378         | 801          | 105          |
| 2 .....                                  | 6 815         | 3 782         | 586          | 1 624        | 614          | 256         | 257         | 208         | 289          | 823          |
| 3 .....                                  | 8 940         | 7 818         | 378          | 334          | 169          | 52          | 28          | 25          | 60           | 410          |
| 4 or more .....                          | 2 883         | 2 725         | 90           | 44           | 33           | 2           | —           | 5           | 5            | 23           |
| <b>Complete Bathrooms</b>                |               |               |              |              |              |             |             |             |              |              |
| None .....                               | 169           | 112           | 9            | 39           | 6            | 14          | 5           | 7           | 7            | 10           |
| 1 .....                                  | 9 221         | 5 257         | 452          | 3 007        | 896          | 392         | 330         | 474         | 914          | 505          |
| 1 and one-half .....                     | 4 098         | 3 305         | 249          | 371          | 130          | 42          | 63          | 33          | 103          | 173          |
| 2 or more .....                          | 7 935         | 6 041         | ...          | ...          | ...          | ...         | ...         | ...         | ...          | 674          |
| <b>Square Footage of Unit</b>            |               |               |              |              |              |             |             |             |              |              |
| Single detached and mobile homes .....   | 16 077        | 14 715        | ...          | ...          | ...          | ...         | ...         | ...         | ...          | 1 362        |
| Less than 500 .....                      | 225           | 163           | ...          | ...          | ...          | ...         | ...         | ...         | ...          | 62           |
| 500 to 749 .....                         | 543           | 343           | ...          | ...          | ...          | ...         | ...         | ...         | ...          | 200          |
| 750 to 999 .....                         | 1 263         | 908           | ...          | ...          | ...          | ...         | ...         | ...         | ...          | 356          |
| 1,000 to 1,499 .....                     | 4 256         | 3 798         | ...          | ...          | ...          | ...         | ...         | ...         | ...          | 458          |
| 1,500 to 1,999 .....                     | 3 506         | 3 350         | ...          | ...          | ...          | ...         | ...         | ...         | ...          | 157          |
| 2,000 to 2,499 .....                     | 2 271         | 2 242         | ...          | ...          | ...          | ...         | ...         | ...         | ...          | 29           |
| 2,500 to 2,999 .....                     | 1 115         | 1 109         | ...          | ...          | ...          | ...         | ...         | ...         | ...          | 6            |
| 3,000 to 3,999 .....                     | 947           | 945           | ...          | ...          | ...          | ...         | ...         | ...         | ...          | 2            |
| 4,000 or more .....                      | 672           | 664           | ...          | ...          | ...          | ...         | ...         | ...         | ...          | 8            |
| Not reported .....                       | 1 278         | 1 193         | ...          | ...          | ...          | ...         | ...         | ...         | ...          | 85           |
| <b>Median</b> .....                      | <b>1 659</b>  | <b>1 731</b>  | ...          | ...          | ...          | ...         | ...         | ...         | ...          | <b>1 023</b> |
| <b>Persons per Room</b>                  |               |               |              |              |              |             |             |             |              |              |
| 0.50 or less .....                       | 19 878        | 13 760        | 1 137        | 3 699        | 1 081        | 517         | 461         | 568         | 1 072        | 1 281        |
| 0.51 to 1.00 .....                       | 1 458         | 898           | 71           | 412          | 111          | 49          | 49          | 67          | 136          | 76           |
| 1.01 to 1.50 .....                       | 75            | 48            | 3            | 19           | 11           | 2           | 2           | 1           | 3            | 5            |
| 1.51 or more .....                       | 13            | 8             | ...          | ...          | ...          | ...         | ...         | ...         | ...          | —            |
| <b>Square Feet per Person</b>            |               |               |              |              |              |             |             |             |              |              |
| Single detached and mobile homes .....   | 16 077        | 14 715        | ...          | ...          | ...          | ...         | ...         | ...         | ...          | 1 362        |
| Less than 200 .....                      | 149           | 140           | ...          | ...          | ...          | ...         | ...         | ...         | ...          | 9            |
| 200 to 299 .....                         | 287           | 216           | ...          | ...          | ...          | ...         | ...         | ...         | ...          | 71           |
| 300 to 399 .....                         | 539           | 429           | ...          | ...          | ...          | ...         | ...         | ...         | ...          | 109          |
| 400 to 499 .....                         | 774           | 624           | ...          | ...          | ...          | ...         | ...         | ...         | ...          | 150          |
| 500 to 599 .....                         | 880           | 774           | ...          | ...          | ...          | ...         | ...         | ...         | ...          | 107          |
| 600 to 699 .....                         | 1 274         | 1 107         | ...          | ...          | ...          | ...         | ...         | ...         | ...          | 167          |
| 700 to 799 .....                         | 1 369         | 1 165         | ...          | ...          | ...          | ...         | ...         | ...         | ...          | 205          |
| 800 to 899 .....                         | 955           | 857           | ...          | ...          | ...          | ...         | ...         | ...         | ...          | 99           |
| 900 to 999 .....                         | 1 110         | 996           | ...          | ...          | ...          | ...         | ...         | ...         | ...          | 115          |
| 1,000 to 1,499 .....                     | 3 751         | 3 565         | ...          | ...          | ...          | ...         | ...         | ...         | ...          | 185          |
| 1,500 or more .....                      | 3 709         | 3 648         | ...          | ...          | ...          | ...         | ...         | ...         | ...          | 61           |
| Not reported .....                       | 1 278         | 1 193         | ...          | ...          | ...          | ...         | ...         | ...         | ...          | 85           |
| <b>Median</b> .....                      | <b>1 008</b>  | <b>1 064</b>  | ...          | ...          | ...          | ...         | ...         | ...         | ...          | <b>713</b>   |

**Table 7-25. Units in Structure by Selected Characteristics—Occupied Units With Elderly Householder—Con.**

[Numbers in thousands. Consistent with the 1990 Census. .... means not applicable or sample too small. — means zero or rounds to zero]

| Characteristics   | Total  | 1, detached | 1, attached | Multiunit |        |        |          |          |            | Mobile homes |
|---|--------|-------------|-------------|-----------|--------|--------|----------|----------|------------|--------------|
|   |        |             |             | Total     | 2 to 4 | 5 to 9 | 10 to 19 | 20 to 49 | 50 or more |              |
| <b>Equipment<sup>2</sup></b>  |        |             |             |           |        |        |          |          |            |              |
| Lacking complete kitchen facilities .....                             | 247    | 64          | 4           | 176       | 38     | 28     | 19       | 29       | 62         | 4            |
| With complete kitchen (sink, refrigerator, and oven or burners) ..... | 21 176 | 14 651      | 1 208       | 3 959     | 1 167  | 542    | 493      | 607      | 1 150      | 1 358        |
| Kitchen sink .....  | 21 368 | 14 690      | 1 209       | 4 107     | 1 202  | 560    | 510      | 634      | 1 201      | 1 362        |
| Refrigerator .....  | 21 356 | 14 671      | 1 211       | 4 116     | 1 204  | 565    | 512      | 633      | 1 203      | 1 358        |
| Cooking stove or range .....  | 21 291 | 14 650      | 1 208       | 4 078     | 1 196  | 563    | 503      | 626      | 1 191      | 1 355        |
| Burners, no stove or range .....                                      | 25     | 16          | 2           | 7         | —      | —      | 6        | 2        | —          | —            |
| Microwave oven only .....   | 55     | 26          | 2           | 20        | 4      | —      | —        | 4        | 12         | 7            |
| Dishwasher .....  | 10 597 | 7 760       | 736         | 1 521     | 414    | 232    | 254      | 240      | 381        | 579          |
| Washing machine .....   | 17 544 | 13 996      | 1 000       | 1 377     | 697    | 204    | 198      | 130      | 149        | 1 171        |
| Clothes dryer .....   | 16 147 | 12 973      | 910         | 1 189     | 586    | 178    | 182      | 111      | 131        | 1 076        |
| Disposal in kitchen sink .....  | 8 408  | 5 518       | 676         | 1 872     | 364    | 306    | 307      | 327      | 568        | 342          |
| Trash compactor .....   | 753    | 574         | 48          | 115       | 24     | 13     | 17       | 16       | 45         | 16           |
| <b>Air conditioning:</b>  |        |             |             |           |        |        |          |          |            |              |
| Central .....   | 11 216 | 7 831       | 731         | 1 839     | 351    | 300    | 278      | 298      | 611        | 816          |
| Additional central .....  | 587    | 443         | 38          | 63        | 16     | 4      | 5        | 18       | 19         | 44           |
| 1 room unit .....   | 3 718  | 2 335       | 139         | 1 020     | 357    | 135    | 107      | 152      | 269        | 224          |
| 2 room units .....  | 1 610  | 1 112       | 104         | 331       | 144    | 27     | 28       | 45       | 87         | 63           |
| 3 room units or more .....  | 602    | 462         | 51          | 74        | 27     | 4      | 4        | 6        | 34         | 15           |
| <b>Main Heating Equipment</b>   |        |             |             |           |        |        |          |          |            |              |
| Warm-air furnace .....  | 12 531 | 9 162       | 683         | 1 619     | 491    | 272    | 211      | 222      | 423        | 1 066        |
| Steam or hot water system .....                                       | 3 147  | 1 777       | 199         | 1 164     | 352    | 107    | 130      | 195      | 380        | 6            |
| Electric heat pump .....  | 1 981  | 1 149       | 177         | 475       | 88     | 72     | 72       | 86       | 156        | 181          |
| Built-in electric units .....   | 1 121  | 557         | 62          | 485       | 112    | 82     | 62       | 81       | 149        | 17           |
| Floor, wall, or other built-in hot-air units without ducts .....      | 1 145  | 813         | 60          | 244       | 88     | 23     | 26       | 36       | 72         | 27           |
| Room heaters with flue .....  | 488    | 419         | 5           | 57        | 32     | 4      | 5        | 7        | 9          | 7            |
| Room heaters without flue .....                                       | 466    | 421         | 8           | 20        | 15     | 1      | —        | 5        | —          | 17           |
| Portable electric heaters .....                                       | 111    | 64          | 1           | 29        | 3      | 4      | —        | —        | 2          | 17           |
| Stoves .....  | 239    | 217         | 7           | 2         | 2      | —      | —        | —        | —          | 12           |
| Fireplaces with inserts .....   | 24     | 22          | 2           | —         | —      | —      | —        | —        | —          | 1            |
| Fireplaces without inserts .....                                      | 22     | 20          | —           | —         | —      | —      | —        | —        | —          | 2            |
| Other .....   | 53     | 32          | 3           | 13        | —      | —      | 2        | —        | 11         | 6            |
| Cooking stove .....   | 26     | 17          | 3           | 4         | 2      | 2      | —        | —        | —          | 2            |
| None .....  | 69     | 45          | 2           | 22        | 4      | 4      | —        | 3        | 10         | —            |
| <b>Plumbing</b>   |        |             |             |           |        |        |          |          |            |              |
| With all plumbing facilities .....                                    | 21 045 | 14 472      | 1 204       | 4 025     | 1 189  | 546    | 506      | 601      | 1 183      | 1 343        |
| Lacking some or all plumbing facilities <sup>2</sup> .....            | 378    | 243         | 8           | 109       | 16     | 24     | 6        | 35       | 28         | 19           |
| No hot piped water .....  | 86     | 61          | 5           | 14        | 2      | 4      | 2        | 3        | 2          | 5            |
| No bathtub and no shower .....  | 81     | 60          | 5           | 13        | 1      | 4      | 2        | 3        | 2          | 3            |
| No flush toilet .....   | 70     | 49          | 5           | 13        | 1      | 4      | 2        | 3        | 2          | 3            |
| No exclusive use .....  | 280    | 169         | 3           | 95        | 14     | 20     | 3        | 31       | 26         | 14           |
| <b>Primary Source of Water</b>  |        |             |             |           |        |        |          |          |            |              |
| Public system or private company .....                                | 18 435 | 12 132      | 1 190       | 4 095     | 1 166  | 570    | 512      | 636      | 1 212      | 1 018        |
| Well serving 1 to 5 units .....                                       | 2 839  | 2 464       | 20          | 39        | 39     | —      | —        | —        | —          | 315          |
| Drilled .....   | 2 479  | 2 151       | 14          | 39        | 39     | —      | —        | —        | —          | 274          |
| Dug .....   | 268    | 237         | 5           | —         | —      | —      | —        | —        | —          | 26           |
| Not reported .....  | 92     | 77          | 1           | —         | —      | —      | —        | —        | —          | 14           |
| Other .....   | 149    | 118         | 2           | —         | —      | —      | —        | —        | —          | 28           |
| <b>Units Using Each Fuel<sup>2</sup></b>                              |        |             |             |           |        |        |          |          |            |              |
| Electricity .....   | 21 407 | 14 704      | 1 212       | 4 129     | 1 202  | 570    | 512      | 636      | 1 210      | 1 362        |
| Piped gas .....   | 13 027 | 9 316       | 800         | 2 390     | 817    | 326    | 259      | 332      | 656        | 521          |
| Bottled gas .....   | 2 107  | 1 627       | 26          | 62        | 32     | 6      | 4        | 10       | 9          | 392          |
| Fuel oil .....  | 3 871  | 2 465       | 199         | 1 069     | 267    | 93     | 78       | 164      | 468        | 138          |
| Kerosene or other liquid fuel .....                                   | 375    | 283         | 2           | 5         | —      | —      | —        | 1        | 3          | 85           |
| Coal or coke .....  | 53     | 50          | 2           | —         | —      | —      | —        | —        | —          | —            |
| Wood .....  | 1 918  | 1 760       | 37          | 41        | 22     | 8      | 2        | 2        | 7          | 80           |
| Solar energy .....  | 49     | 43          | —           | 4         | —      | —      | —        | —        | 4          | 2            |
| Other .....   | 185    | 97          | 5           | 73        | 10     | 5      | 6        | 16       | 37         | 10           |
| All electric units .....  | 4 617  | 2 358       | 348         | 1 496     | 292    | 231    | 217      | 274      | 482        | 415          |
| <b>Selected Amenities<sup>2</sup></b>                                 |        |             |             |           |        |        |          |          |            |              |
| Porch, deck, balcony, or patio .....                                  | 17 711 | 13 175      | 967         | 2 381     | 865    | 348    | 337      | 323      | 508        | 1 189        |
| Telephone available .....   | 20 741 | 14 305      | 1 151       | 3 974     | 1 156  | 541    | 496      | 609      | 1 172      | 1 312        |
| Usable fireplace .....  | 6 368  | 5 624       | 289         | 307       | 142    | 58     | 49       | 38       | 20         | 148          |
| Separate dining room .....  | 9 336  | 7 568       | 556         | 887       | 387    | 136    | 106      | 83       | 175        | 325          |
| With 2 or more living rooms or recreation rooms, etc. ....            | 6 275  | 5 540       | 295         | 266       | 137    | 42     | 16       | 23       | 48         | 174          |
| Garage or carport included with home .....                            | 13 807 | 11 372      | 667         | 1 160     | 457    | 153    | 131      | 156      | 262        | 609          |
| Not included .....  | 7 572  | 3 310       | 541         | 2 968     | 743    | 416    | 380      | 478      | 950        | 753          |
| Off-street parking included .....                                     | 6 050  | 2 823       | 360         | 2 186     | 516    | 330    | 317      | 339      | 684        | 681          |
| Off-street parking not reported .....                                 | 13     | 2           | —           | 11        | 2      | —      | —        | —        | 8          | —            |
| Garage or carport not reported .....                                  | 44     | 33          | 4           | 7         | 5      | —      | —        | 2        | —          | —            |
| <b>Selected Deficiencies<sup>2</sup></b>                              |        |             |             |           |        |        |          |          |            |              |
| Signs of rats in last 3 months .....                                  | 105    | 53          | 5           | 21        | 10     | 5      | 1        | 2        | 2          | 25           |
| Signs of mice in last 3 months .....                                  | 1 001  | 687         | 67          | 140       | 51     | 20     | 14       | 18       | 37         | 106          |
| Signs of rodents, not sure which kind in last 3 months .....          | 67     | 58          | 4           | 2         | —      | 2      | —        | —        | —          | 2            |
| Holes in floors .....   | 154    | 103         | 7           | 30        | 21     | 1      | —        | 1        | 7          | 14           |
| Open cracks or holes (interior) .....                                 | 617    | 436         | 32          | 133       | 52     | 23     | 22       | 11       | 24         | 17           |
| Broken plaster or peeling paint (interior) .....                      | 369    | 254         | 15          | 90        | 28     | 13     | 12       | 11       | 26         | 10           |
| No electrical wiring .....  | 9      | 7           | —           | 2         | —      | —      | —        | —        | 2          | —            |
| Exposed wiring .....  | 110    | 81          | 5           | 23        | 6      | 3      | 2        | —        | 12         | —            |
| Rooms without electric outlets .....                                  | 280    | 172         | 17          | 69        | 15     | 6      | 15       | 16       | 17         | 22           |



**Table 7-25. Units in Structure by Selected Characteristics—Occupied Units With Elderly Householder—Con.**

[Numbers in thousands. Consistent with the 1990 Census. ... means not applicable or sample too small. — means zero or rounds to zero]

| Characteristics                                    | Total         | 1, detached   | 1, attached   | Multiunit     |               |               |               |               |               | Mobile homes  |
|--|---------------|---------------|---------------|---------------|---------------|---------------|---------------|---------------|---------------|---------------|
|  |               |               |               | Total         | 2 to 4        | 5 to 9        | 10 to 19      | 20 to 49      | 50 or more    |               |
| <b>Selected Physical Problems</b>                  |               |               |               |               |               |               |               |               |               |               |
| Severe physical problems <sup>2</sup> .....        | 432           | 267           | 13            | 131           | 20            | 26            | 6             | 38            | 41            | 21            |
| Plumbing .....                                     | 378           | 243           | 8             | 109           | 16            | 24            | 6             | 35            | 28            | 19            |
| Heating .....                                      | 43            | 18            | 6             | 17            | 2             | 2             | —             | 4             | 10            | 2             |
| Electric .....                                     | 16            | 11            | —             | 5             | 2             | —             | —             | —             | 2             | —             |
| Upkeep .....                                       | 6             | 5             | —             | 1             | 1             | —             | —             | —             | —             | —             |
| Hallways .....                                     | —             | —             | —             | —             | —             | —             | —             | —             | —             | —             |
| Moderate physical problems <sup>2</sup> .....      | 822           | 529           | 23            | 234           | 68            | 31            | 31            | 34            | 70            | 36            |
| Plumbing .....                                     | 18            | 11            | 1             | 4             | —             | —             | 2             | —             | 2             | 2             |
| Heating .....                                      | 444           | 403           | 8             | 16            | 15            | 1             | —             | 1             | —             | 17            |
| Upkeep .....                                       | 152           | 88            | 11            | 41            | 16            | 7             | 6             | 6             | 5             | 12            |
| Hallways .....                                     | 13            | —             | —             | 13            | 3             | —             | 4             | 2             | 4             | —             |
| Kitchen .....                                      | 218           | 48            | 4             | 163           | 37            | 23            | 19            | 25            | 59            | 4             |
| <b>Persons</b>                                     |               |               |               |               |               |               |               |               |               |               |
| 1 person .....                                     | 9 622         | 5 547         | 581           | 2 838         | 710           | 384           | 338           | 483           | 923           | 657           |
| 2 persons .....                                    | 9 686         | 7 442         | 520           | 1 112         | 388           | 162           | 166           | 135           | 261           | 611           |
| 3 persons .....                                    | 1 268         | 1 038         | 61            | 112           | 54            | 16            | 3             | 15            | 24            | 57            |
| 4 persons .....                                    | 468           | 377           | 30            | 35            | 31            | 2             | 3             | —             | —             | 25            |
| 5 persons .....                                    | 196           | 157           | 13            | 20            | 15            | —             | —             | 3             | 2             | 6             |
| 6 persons .....                                    | 113           | 95            | 3             | 12            | 3             | 6             | —             | —             | 2             | 3             |
| 7 persons or more .....                            | 69            | 58            | 3             | 6             | 4             | —             | 2             | —             | —             | 2             |
| <b>Persons 65 Years Old and Over</b>               |               |               |               |               |               |               |               |               |               |               |
| None .....   | —             | —             | —             | —             | —             | —             | —             | —             | —             | —             |
| 1 person .....                                     | 13 777        | 8 696         | 779           | 3 335         | 922           | 460           | 405           | 522           | 1 027         | 967           |
| 2 persons or more .....                            | —             | —             | —             | —             | —             | —             | —             | —             | —             | —             |
| <b>Age of Householder</b>                          |               |               |               |               |               |               |               |               |               |               |
| Under 25 years .....                               | —             | —             | —             | —             | —             | —             | —             | —             | —             | —             |
| 25 to 29 .....                                     | —             | —             | —             | —             | —             | —             | —             | —             | —             | —             |
| 30 to 34 .....                                     | —             | —             | —             | —             | —             | —             | —             | —             | —             | —             |
| 35 to 44 .....                                     | —             | —             | —             | —             | —             | —             | —             | —             | —             | —             |
| 45 to 54 .....                                     | —             | —             | —             | —             | —             | —             | —             | —             | —             | —             |
| 55 to 64 .....                                     | —             | —             | —             | —             | —             | —             | —             | —             | —             | —             |
| 65 to 74 .....                                     | 11 041        | 7 856         | 620           | 1 821         | 586           | 249           | 277           | 268           | 441           | 745           |
| 75 years and over .....                            | 10 382        | 6 859         | 592           | 2 313         | 619           | 321           | 234           | 368           | 771           | 617           |
| <b>Median</b> .....                                | <b>75</b>     | <b>74</b>     | <b>75</b>     | <b>75+</b>    | <b>75+</b>    | <b>75+</b>    | <b>74</b>     | <b>75+</b>    | <b>75+</b>    | <b>74</b>     |
| <b>Household Composition by Age of Householder</b> |               |               |               |               |               |               |               |               |               |               |
| 2-or-more-person households .....                  | 11 800        | 9 168         | 631           | 1 297         | 495           | 186           | 174           | 153           | 289           | 704           |
| Married-couple families, no nonrelatives .....     | 9 226         | 7 325         | 490           | 895           | 330           | 125           | 130           | 119           | 191           | 516           |
| Under 25 years .....                               | —             | —             | —             | —             | —             | —             | —             | —             | —             | —             |
| 25 to 29 years .....                               | —             | —             | —             | —             | —             | —             | —             | —             | —             | —             |
| 30 to 34 years .....                               | —             | —             | —             | —             | —             | —             | —             | —             | —             | —             |
| 35 to 44 years .....                               | —             | —             | —             | —             | —             | —             | —             | —             | —             | —             |
| 45 to 64 years .....                               | —             | —             | —             | —             | —             | —             | —             | —             | —             | —             |
| 65 years and over .....                            | 9 226         | 7 325         | 490           | 895           | 330           | 125           | 130           | 119           | 191           | 516           |
| Other male householder .....                       | 696           | 497           | 35            | 109           | 48            | 11            | 14            | 8             | 27            | 55            |
| Under 45 years .....                               | —             | —             | —             | —             | —             | —             | —             | —             | —             | —             |
| 45 to 64 years .....                               | —             | —             | —             | —             | —             | —             | —             | —             | —             | —             |
| 65 years and over .....                            | 696           | 497           | 35            | 109           | 48            | 11            | 14            | 8             | 27            | 55            |
| Other female householder .....                     | 1 878         | 1 346         | 107           | 292           | 117           | 50            | 29            | 26            | 71            | 133           |
| Under 45 years .....                               | —             | —             | —             | —             | —             | —             | —             | —             | —             | —             |
| 45 to 64 years .....                               | —             | —             | —             | —             | —             | —             | —             | —             | —             | —             |
| 65 years and over .....                            | 1 878         | 1 346         | 107           | 292           | 117           | 50            | 29            | 26            | 71            | 133           |
| 1-person households .....                          | 9 622         | 5 547         | 581           | 2 838         | 710           | 384           | 338           | 483           | 923           | 657           |
| Male householder .....                             | 2 365         | 1 339         | 121           | 724           | 177           | 116           | 88            | 132           | 211           | 181           |
| Under 45 years .....                               | —             | —             | —             | —             | —             | —             | —             | —             | —             | —             |
| 45 to 64 years .....                               | —             | —             | —             | —             | —             | —             | —             | —             | —             | —             |
| 65 years and over .....                            | 2 365         | 1 339         | 121           | 724           | 177           | 116           | 88            | 132           | 211           | 181           |
| Female householder .....                           | 7 258         | 4 208         | 460           | 2 114         | 533           | 268           | 250           | 351           | 712           | 476           |
| Under 45 years .....                               | —             | —             | —             | —             | —             | —             | —             | —             | —             | —             |
| 45 to 64 years .....                               | —             | —             | —             | —             | —             | —             | —             | —             | —             | —             |
| 65 years and over .....                            | 7 258         | 4 208         | 460           | 2 114         | 533           | 268           | 250           | 351           | 712           | 476           |
| <b>Household Income</b>                            |               |               |               |               |               |               |               |               |               |               |
| Less than \$5,000 .....                            | 1 806         | 1 095         | 107           | 483           | 136           | 74            | 68            | 77            | 128           | 120           |
| \$5,000 to \$9,999 .....                           | 3 166         | 1 803         | 187           | 879           | 231           | 116           | 100           | 141           | 291           | 297           |
| \$10,000 to \$14,999 .....                         | 3 377         | 2 110         | 166           | 854           | 248           | 101           | 79            | 148           | 278           | 248           |
| \$15,000 to \$19,999 .....                         | 2 454         | 1 642         | 128           | 492           | 156           | 67            | 68            | 67            | 134           | 192           |
| \$20,000 to \$24,999 .....                         | 2 059         | 1 469         | 138           | 345           | 102           | 62            | 48            | 40            | 93            | 106           |
| \$25,000 to \$29,999 .....                         | 1 702         | 1 250         | 86            | 260           | 72            | 40            | 26            | 53            | 69            | 106           |
| \$30,000 to \$34,999 .....                         | 1 363         | 1 091         | 52            | 163           | 50            | 32            | 21            | 24            | 36            | 57            |
| \$35,000 to \$39,999 .....                         | 924           | 726           | 55            | 105           | 42            | 12            | 19            | 8             | 25            | 38            |
| \$40,000 to \$49,999 .....                         | 1 328         | 1 008         | 78            | 176           | 65            | 25            | 35            | 13            | 39            | 66            |
| \$50,000 to \$59,999 .....                         | 895           | 691           | 48            | 102           | 38            | 20            | 7             | 18            | 20            | 53            |
| \$60,000 to \$79,999 .....                         | 982           | 732           | 71            | 123           | 27            | 9             | 29            | 25            | 33            | 56            |
| \$80,000 to \$99,999 .....                         | 413           | 340           | 29            | 38            | 20            | 4             | —             | 3             | 10            | 6             |
| \$100,000 to \$119,999 .....                       | 361           | 299           | 19            | 35            | 7             | 3             | —             | 2             | 16            | 8             |
| \$120,000 or more .....                            | 594           | 457           | 49            | 79            | 12            | 4             | 5             | 17            | 40            | 8             |
| <b>Median</b> .....                                | <b>19 814</b> | <b>22 407</b> | <b>20 699</b> | <b>14 129</b> | <b>14 756</b> | <b>14 707</b> | <b>15 617</b> | <b>13 383</b> | <b>13 358</b> | <b>15 403</b> |
| As percent of poverty level:                       |               |               |               |               |               |               |               |               |               |               |
| Less than 50 percent .....                         | 1 727         | 1 058         | 118           | 433           | 136           | 57            | 66            | 70            | 103           | 118           |
| 50 to 99 .....                                     | 2 388         | 1 400         | 117           | 660           | 177           | 91            | 63            | 94            | 236           | 210           |
| 100 to 149 .....                                   | 3 220         | 2 016         | 150           | 792           | 223           | 103           | 93            | 143           | 230           | 262           |
| 150 to 199 .....                                   | 3 067         | 2 018         | 179           | 628           | 182           | 89            | 75            | 96            | 186           | 241           |
| 200 percent or more .....                          | 11 021        | 8 223         | 647           | 1 621         | 487           | 230           | 214           | 233           | 457           | 531           |

**Table 7-25. Units in Structure by Selected Characteristics—Occupied Units With Elderly Householder—Con.**

[Numbers in thousands. Consistent with the 1990 Census. ... means not applicable or sample too small. – means zero or rounds to zero]

| Characteristics   | Total         | 1, detached   | 1, attached   | Multiunit     |               |               |               |               |               | Mobile homes  |
|---|---------------|---------------|---------------|---------------|---------------|---------------|---------------|---------------|---------------|---------------|
|   |               |               |               | Total         | 2 to 4        | 5 to 9        | 10 to 19      | 20 to 49      | 50 or more    |               |
| <b>Income of Families and Primary Individuals</b>                     |               |               |               |               |               |               |               |               |               |               |
| Less than \$5,000 .....   | 1 823         | 1 101         | 108           | 493           | 141           | 76            | 68            | 77            | 131           | 120           |
| \$5,000 to \$9,999 .....  | 3 186         | 1 813         | 191           | 885           | 234           | 118           | 100           | 141           | 292           | 297           |
| \$10,000 to \$14,999 .....  | 3 401         | 2 135         | 165           | 854           | 249           | 100           | 79            | 148           | 278           | 248           |
| \$15,000 to \$19,999 .....  | 2 441         | 1 630         | 126           | 493           | 156           | 66            | 70            | 67            | 133           | 192           |
| \$20,000 to \$24,999 .....  | 2 049         | 1 471         | 137           | 334           | 94            | 62            | 45            | 40            | 93            | 106           |
| \$25,000 to \$29,999 .....  | 1 712         | 1 259         | 86            | 260           | 74            | 38            | 26            | 53            | 69            | 106           |
| \$30,000 to \$34,999 .....  | 1 369         | 1 091         | 52            | 168           | 53            | 32            | 24            | 24            | 36            | 57            |
| \$35,000 to \$39,999 .....  | 909           | 709           | 55            | 108           | 44            | 12            | 19            | 8             | 25            | 38            |
| \$40,000 to \$49,999 .....  | 1 317         | 1 006         | 75            | 171           | 62            | 25            | 32            | 13            | 39            | 66            |
| \$50,000 to \$59,999 .....  | 885           | 683           | 49            | 99            | 35            | 20            | 7             | 19            | 18            | 53            |
| \$60,000 to \$79,999 .....  | 975           | 730           | 70            | 120           | 24            | 9             | 29            | 24            | 33            | 56            |
| \$80,000 to \$99,999 .....  | 411           | 339           | 31            | 36            | 19            | 4             | –             | 3             | 9             | 6             |
| \$100,000 to \$119,999 .....  | 355           | 294           | 18            | 35            | 7             | 3             | 7             | 2             | 16            | 8             |
| \$120,000 or more .....   | 589           | 453           | 49            | 78            | 12            | 4             | 5             | 17            | 39            | 8             |
| <b>Median</b> .....   | <b>19 713</b> | <b>22 305</b> | <b>20 576</b> | <b>14 034</b> | <b>14 576</b> | <b>14 572</b> | <b>15 594</b> | <b>13 383</b> | <b>13 276</b> | <b>15 403</b> |
| <b>Monthly Housing Costs</b>  |               |               |               |               |               |               |               |               |               |               |
| Less than \$100 .....   | 635           | 371           | 26            | 126           | 27            | 13            | 3             | 19            | 64            | 113           |
| \$100 to \$199 .....  | 4 235         | 3 177         | 137           | 547           | 112           | 79            | 49            | 89            | 217           | 374           |
| \$200 to \$249 .....  | 2 705         | 2 213         | 110           | 245           | 63            | 42            | 20            | 46            | 74            | 137           |
| \$250 to \$299 .....  | 2 336         | 1 822         | 123           | 285           | 99            | 33            | 34            | 39            | 79            | 106           |
| \$300 to \$349 .....  | 1 760         | 1 262         | 91            | 308           | 120           | 44            | 33            | 32            | 79            | 98            |
| \$350 to \$399 .....  | 1 381         | 893           | 88            | 282           | 88            | 40            | 37            | 59            | 59            | 118           |
| \$400 to \$449 .....  | 1 207         | 805           | 68            | 243           | 87            | 32            | 52            | 32            | 40            | 91            |
| \$450 to \$499 .....  | 922           | 536           | 69            | 257           | 94            | 32            | 30            | 51            | 51            | 59            |
| \$500 to \$599 .....  | 1 547         | 855           | 98            | 504           | 149           | 82            | 65            | 65            | 143           | 90            |
| \$600 to \$699 .....  | 1 029         | 521           | 98            | 356           | 82            | 50            | 74            | 57            | 93            | 55            |
| \$700 to \$799 .....  | 780           | 385           | 63            | 308           | 91            | 47            | 47            | 54            | 68            | 25            |
| \$800 to \$999 .....  | 888           | 512           | 63            | 276           | 80            | 32            | 26            | 54            | 83            | 38            |
| \$1,000 to \$1,249 .....  | 583           | 388           | 53            | 132           | 29            | 20            | 19            | 12            | 52            | 9             |
| \$1,250 to \$1,499 .....  | 349           | 232           | 43            | 57            | 15            | 3             | 8             | 7             | 23            | 17            |
| \$1,500 or more .....   | 643           | 445           | 64            | 130           | 25            | 11            | 12            | 13            | 68            | 4             |
| No cash rent .....  | 423           | 297           | 19            | 80            | 45            | 9             | 3             | 5             | 18            | 27            |
| <b>Median (excludes no cash rent)</b> .....                           | <b>317</b>    | <b>290</b>    | <b>416</b>    | <b>448</b>    | <b>441</b>    | <b>446</b>    | <b>495</b>    | <b>449</b>    | <b>431</b>    | <b>270</b>    |
| <b>Monthly Housing Costs as Percent of Current Income<sup>3</sup></b> |               |               |               |               |               |               |               |               |               |               |
| Less than 5 percent .....   | 1 083         | 828           | 70            | 121           | 24            | 8             | 15            | 19            | 55            | 64            |
| 5 to 9 percent .....  | 3 298         | 2 737         | 120           | 251           | 85            | 25            | 32            | 35            | 74            | 190           |
| 10 to 14 percent .....  | 3 235         | 2 612         | 139           | 285           | 86            | 43            | 25            | 50            | 81            | 199           |
| 15 to 19 percent .....  | 2 624         | 1 941         | 167           | 329           | 94            | 54            | 33            | 52            | 97            | 186           |
| 20 to 24 percent .....  | 1 846         | 1 337         | 93            | 279           | 69            | 51            | 29            | 51            | 79            | 137           |
| 25 to 29 percent .....  | 1 624         | 937           | 92            | 503           | 137           | 77            | 48            | 74            | 167           | 93            |
| 30 to 34 percent .....  | 1 177         | 656           | 82            | 376           | 91            | 47            | 52            | 69            | 118           | 62            |
| 35 to 39 percent .....  | 978           | 550           | 59            | 279           | 76            | 51            | 35            | 47            | 71            | 89            |
| 40 to 49 percent .....  | 1 203         | 707           | 72            | 352           | 122           | 40            | 63            | 33            | 94            | 72            |
| 50 to 59 percent .....  | 650           | 328           | 59            | 216           | 67            | 17            | 30            | 33            | 68            | 47            |
| 60 to 69 percent .....  | 477           | 235           | 38            | 168           | 53            | 23            | 27            | 26            | 38            | 37            |
| 70 to 99 percent .....  | 753           | 370           | 62            | 284           | 80            | 39            | 36            | 50            | 80            | 36            |
| 100 percent or more <sup>4</sup> .....                                | 1 514         | 824           | 100           | 494           | 136           | 65            | 74            | 79            | 141           | 95            |
| Zero or negative income .....   | 538           | 355           | 40            | 116           | 40            | 22            | 10            | 13            | 32            | 27            |
| No cash rent .....  | 423           | 297           | 19            | 80            | 45            | 9             | 3             | 5             | 18            | 27            |
| <b>Median (excludes 2 previous lines)</b> .....                       | <b>20</b>     | <b>17</b>     | <b>24</b>     | <b>33</b>     | <b>34</b>     | <b>31</b>     | <b>37</b>     | <b>32</b>     | <b>31</b>     | <b>21</b>     |
| <b>Median (excludes 3 lines before medians)</b> .....                 | <b>19</b>     | <b>16</b>     | <b>22</b>     | <b>30</b>     | <b>30</b>     | <b>29</b>     | <b>33</b>     | <b>29</b>     | <b>29</b>     | <b>19</b>     |

<sup>1</sup>For mobile homes, oldest category is 1939 or earlier.

<sup>2</sup>Figures may not add to total because more than one category may apply to a unit.

<sup>3</sup>Beginning with 1989 this item uses current income in its calculation, see Appendix A.

<sup>4</sup>May reflect a temporary situation, living off savings, or response error.

# Appendix A.

## Definitions

---

Beginning with the 1997 survey, most questions had new wording, compared with those used in earlier surveys. Also, new questions and answers categories were added, and all questions were read from (and answers entered into) portable computers. The AHS questionnaire is in a computer program that runs on the field representatives' portable computers. The survey's field representatives were instructed to read the questions exactly as worded. For a discussion of historical changes, see Appendix C. The exact wording of the questions and numerous explanations ("help" screens) are printed in the *Codebook for the American Housing Survey, Volume 3*. For a copy, please contact HUD USER, Box 6091, Rockville, MD 20850 (1-800-245-2691). The definitions and explanations given here are, to a considerable extent, drawn from the questionnaire and the *AHS Field Representative Manual*.

The definitions are alphabetized by the titles used in summary tables. Some cross references are provided, and if a specific topic is not located, try related topics. The definitions apply to summary tables, and also to the computer files ("microdata"), unless they are marked "not applicable."

**Adults and single children under 18 years old.** See "Household composition."

**Age of householder.** The classification refers to the age reported for the householder as of that person's last birthday.

**Age of other residential buildings within 300 feet.** The respondent was asked to describe the age of other residential buildings within 300 feet of the sample unit. The responses were then classified as: "Older," "Newer," "About the same," or "Very mixed." "Very mixed" indicates that the ages vary. If there are no other residential buildings within 300 feet, "No other residential buildings" is marked.

**Amenities.** See "Selected amenities."

**Amount of savings and investments.** These data are collected only for families and primary individuals with total incomes of \$25,000 per year or less, to indicate how many have substantial assets in spite of their low incomes. Savings include savings in a bank, other financial institution, or money market account. Other investments include stocks, bonds, rental properties, second homes, real estate, antiques, art, certificates of deposit, IRA or KEOGH accounts, and commodities. Investments exclude the primary residence and its furnishings, and cars.

### **Annual taxes paid per \$1,000 value.**

*Books.* Real estate taxes paid per \$1,000 value of the house (and lot, except on mobile homes) are presented. Medians for taxes per \$1,000 value are rounded to the nearest dollar.

*Microdata.* Not applicable, can be calculated from taxes and value.

**Bars on windows of buildings.** The respondent was asked if any of the buildings within 300 feet of the sample unit have metal bars on the windows. The condition of the windows has no bearing on this item. The windows might be in perfect condition, but the bars might be there to protect against vandalism. Windows that are boarded up or covered with metal sheeting are not included.

**Bathrooms.** See "Complete bathrooms."

**Bedrooms.** The number of bedrooms in the housing unit is the count of rooms used mainly for sleeping, even if they also are used for other purposes. Rooms reserved for sleeping, such as guest rooms, even though used infrequently, are counted as bedrooms. On the other hand, rooms used mainly for other purposes, even though used also for sleeping or designed as bedrooms, such as a living room with a hideaway bed or a den or sewing room, are not considered bedrooms. A housing unit consisting of only one room, such as a one-room efficiency apartment, is classified by definition as having no bedroom.

**Bodies of water within 300 feet.** These questions determine the proximity of the respondent's property to bodies of water such as ponds, lakes, rivers, or ocean. Swimming pools and temporary pools of water are not included in this definition. The respondent was also asked if the property is waterfront property and whether the property is on a flood plain.

**Building and ground maintenance.** Renters were asked their level of satisfaction with the maintenance of the grounds and building in which they live. The responses could be "completely satisfied," "partly satisfied," "dissatisfied," or "landlord not responsible for ground maintenance."

**Building neighbor noise.** Respondents in multiunit buildings were asked about noise heard through floors, walls, or ceilings of their units. Respondents were also

asked about the frequency of noise. The survey also asked the respondents' opinions of the loudness of noise as well as whether it was bothersome or not bothersome.

**Buildings.** See "Bars on windows of buildings," "Common stairways," "External building conditions," "Year structure built."

**Business.** See "Income," "Other activities on property," "Rooms."

**Cars and trucks available.** Included are passenger cars and station wagons owned or regularly used by one or more household members and ordinarily kept at home. Company cars are counted (if used regularly for nonbusiness purposes and kept at home), as are taxicabs (if they are owned by a household member and kept at home). The total number of vehicles is not published, since cars are counted separately from "trucks or vans." In the books, to obtain a count of all units lacking cars specifically, the lines "no cars, trucks, or vans" and "other households without cars" must be added together.

Included are pickups and small panel trucks of one-ton capacity or less, and small vans that are owned or regularly used by one or more members of the household and ordinarily kept at home. Company trucks and vans are included if used regularly for nonbusiness purposes and kept at home. To obtain a count of all units lacking trucks or vans, the lines "no cars, trucks, or vans" and "with cars, no trucks or vans" must be added together.

Except for units falling in the category "no cars, trucks, or vans," all units will fall into two categories. For example, a unit with one car only would fall both in the category "1 car with or without trucks or vans" and "with cars, no trucks or vans."

**Census.** See "Comparability with Census of Population and Housing data in 1990."

### **Central cities.**

*National books and microdata.* Since 1985, the National AHS has used the official list of central cities published on June 27, 1983, by the Office of Management and Budget as *OMB Bulletin 83-20*. That list was developed from definitions published January 3, 1980, in the *Federal Register*, Volume 45, pages 956-963. AHS still uses these 1983 boundaries to measure change consistently over time.

*Books and microdata.* Most metropolitan statistical areas had at least one central city, which was usually its largest city. In addition, any city with at least 250,000 population or at least 100,000 people working within its corporate limits qualified as a central city. Smaller cities were also identified as central cities if they had at least 25,000 population and (1) had at least 75 jobs for each 100 residents who were employed, and (2) 60 percent or fewer of the city's resident workers commuted to jobs outside the

city. Finally, in certain smaller metropolitan statistical areas, there were places with between 15,000 and 25,000 population that also qualified as central cities, because they were at least one-third the size of the metropolitan statistical area's largest city and met the two commuting requirements.

See also "Places" and "Urban and rural residence."

**Change in housing costs.** Housing costs include mortgage and rent payment, real estate taxes, insurance, upkeep of place, utilities, homeowner membership fees, land rent, and mobile home park fees. For the householder and those who moved with the householder (from the same place at the same time), comparison is made of the share paid in the previous unit with the share paid in the present residence. The wording in the questionnaire is "their share, if not whole household," so there may be some ambiguity for someone who used to pay 50 percent of \$100 and now pays 50 percent of \$600, but this is intended to count as increased rent.

**Choice of present home and home search.** These data are shown for units where the respondent moved during the 12 months prior to the interview. The respondent was asked a three-part question on choice of present home: (1) whether the respondent looked at both houses/mobile homes and apartments; (2) the reasons the respondent chose the present house or apartment; and (3) the main reason the present house or apartment was chosen. The distribution for choice of present home may not add to the total, because the respondent was not limited to one response. See "Reasons for leaving previous unit."

**Choice of present neighborhood and neighborhood search.** These data are shown for units where the respondent moved during the past year. The respondent was asked a three-part question on choice of present neighborhood: (1) whether the respondent looked for a house/apartment in any other neighborhood; (2) the reasons the respondent chose the present neighborhood; and (3) the main reason the present neighborhood was chosen. The distribution for choice of present neighborhood may not add to the total, because the respondent was not limited to one response.

**Common stairways.** Common stairways are usually used by the occupants and guests to get to the doors of the unit. They may be either inside the structure or attached to the outside of the building. The statistics on common stairways are presented for multiunit structures with two or more floors and common stairways. The figures reflect the physical condition of the stairway: the presence of loose, broken, or missing steps or stair railings.

**Commuting.** See "Journey to work" and "Neighborhood conditions and neighborhood services."

**Comparability with Census of Population and Housing data in 1990.** The concepts and definitions are

---

largely the same for items that appear in the *1990 Census of Population and Housing* with the following main exceptions.

In the AHS, recent movers are householders that moved into their unit during the 12 months prior to the interview. In the 1990 Census of Housing, mover households were those that moved between January 1, 1989, and March 31, 1990, a period of 15 months or less.

In the AHS, units are classified as new construction if the unit was constructed 4 years or less from the date of the interview. In the 1990 census, units are classified as new construction if constructed in 1985 through 1990.

Data on poverty level in the 1990 census do not contain the income of household members unrelated to the householder. In the AHS, data on poverty level include the income of all household members whether or not they are related to the householder (see "Poverty status").

Income data in the AHS are based on income for the 12 months prior to interview for those household members 16 years and older. The 1990 census income data are for calendar year 1989 and for income of household members 15 years and older.

Differences between the AHS data and the 1990 census also may be attributed to the method of data collection (mailed questionnaires in the census, personal and telephone interviews in the AHS); differences in processing procedures and sample designs; the sampling variability associated with the sample data from both the AHS and the census; and the nonsampling errors associated with the survey estimates and the census data.

A variety of data on mortgages and owner-occupied properties are presented in the Residential Finance Survey, a specialized study done as part of the 1990 census. Differences include the fact that the basic unit of tabulation in the AHS is the housing unit, and in Residential Finance publications it is the property. Also, all the data in the AHS are provided by the occupant; in Residential Finance publications, mortgage is reconciled with responses from the lender.

#### **Comparability with Current Construction Reports from the Survey of Construction.**

The U.S. Census Bureau issues several publications under the series title, *Current Construction Reports*. The data for these reports are primarily from the Survey of Construction.

The major difference with the AHS is that the Survey of Construction shows counts and characteristics of housing units in various stages of construction through completion. The AHS shows only counts and characteristics of completed housing. Additional differences may be attributed to factors such as the sampling variability and nonsampling errors of the data from the two surveys, survey procedures and techniques, and processing procedures.

**Complete bathrooms.** A housing unit is classified as having a complete bathroom if it has a room or adjoining areas with a flush toilet, bathtub or shower, a sink, and

hot and cold piped water. A half bathroom has hot and cold piped water and either a flush toilet or a bathtub or shower, but does not have all the facilities for a complete bathroom.

**Conditions of streets.** The respondent was asked if any of the streets within 300 feet of the sample unit needed major repairs. Major repairs needed include large potholes, badly crumbling or deteriorating shoulders and roadsides, and deep ruts. Minor repairs include small cracks, shallow holes, or missing minor surfacing.

**Condominium and cooperative fee.** A condominium fee is charged to the owners of the individual condominium unit on a regular basis. The fee covers any operating and maintenance costs of the common property; for example, halls, lobby, parking areas, laundry room, swimming pool, as well as related administrative costs, such as utilities billed communally and management fees.

A cooperative maintenance fee (also called carrying charge) is a fee charged to the owners of the cooperative on a regular basis. It covers a share of the annual amount paid by the cooperative for real estate taxes, mortgage interest, and operating cost. In the books, medians for condominium fees and cooperative fees are rounded to the nearest dollar.

**Consolidated metropolitan statistical areas.** A consolidated metropolitan statistical area (CMSA) is made up of at least two primary metropolitan statistical areas. The microdata identify specific CMSAs. See Metropolitan areas.

**Construction.** See "Comparability with Current Construction Reports from the Survey of Construction" and "Year structure built."

**Cooling degree days.** See "Heating and cooling degree days."

**Cooperatives and condominiums.** A cooperative is a type of ownership whereby a group of housing units is owned by a corporation of member-owners. Each individual member is entitled to occupy or rent out an individual housing unit and is a shareholder in the corporation that owns the property, but does not own the unit directly. The corporation may have a mortgage on the whole group of units. The member may have a loan or mortgage to buy his or her shares in the corporation.

A condominium is a type of ownership that enables a person to own an apartment or house directly in a project of similarly owned units. The owner's name is on the deed, and the owner may have a mortgage on the unit occupied. The owner also may hold common or joint ownership in some or all common areas such as grounds, hallways, entrances, and elevators.

Cooperative or condominium ownership may apply to various types of structures such as single-family houses, rowhouses, and townhouses, as well as apartment units.

**Cost and ownership sharing.** This item is restricted to owner-occupied housing units. Shared ownership is two or more names on a deed or title. Shared costs include only payments designated for mortgage or utility costs (not taxes or insurance), whether paid directly to a mortgage or utility company, or to household members. *Not living here* means that one of the people sharing the ownership or costs is not a household member.

**Cost.** See “Annual taxes paid per \$1,000 value,” “Change in housing costs,” “Real estate taxes,” “Monthly housing costs,” “Other housing costs per month,” “Mortgages currently on property.”

**Crime.** See Neighborhood crime, a subtopic under: “Neighborhood conditions and neighborhood services.”

### **Crop sales.**

*National microdata.* Data on sales of \$1,000 or more of agricultural products during the 12-month period prior to the interview were collected in rural areas.

*Metropolitan microdata.* Not applicable.

**Current income.** Upon completion of the detailed income questions, respondents were asked, “Is your total family income THIS MONTH about the same as it was a year ago?” “About the same” was defined as within 10 percent, or just cost of living adjustments. If the respondent answered “no,” a second question was asked, “What do you expect your total family income to be in the NEXT 12 MONTHS?”

Current income for families and primary individuals whose most recent month’s income was NOT about the same as a year ago is the “total expected family income in the NEXT 12 MONTHS.” The majority of respondents answered “about the same,” and their current income is therefore defined as the total income of the family and primary individual in the past year.

Current income is not published separately. It is used in the calculation of “Ratio of value to current income,” and “Monthly housing costs as percent of current income.” It is felt that respondents who recently entered the job market, retired, changed jobs, or moved often had a previous year’s income that is too low or high to compare to housing costs.

**Current interest rate.** This item refers to the annual percentage rate in effect as of the date of the interview, not the rate when the mortgage was made, nor any imminent changes of which the respondent may be aware. In the books, medians for current interest rate are rounded to the nearest tenth of a percent.

### **Current total loan as percent of value.**

*Books.* This percentage is computed by dividing the outstanding principal amount by the value of the housing unit. Medians for loan as a percent of value are rounded to the nearest tenth of a percent.

*Microdata.* Not applicable.

**Dependent interviewing.** Dependent interviewing is the process by which data from surveys conducted in previous years are used instead of, in addition to, or to verify data collected during the current interview. The first use of dependent interviewing in AHS was for the item “Year structure built” in the year 1984.

**Description of area within 300 feet.** The respondent was asked to describe the area within a half block (defined as within 300 feet) of the sample unit. The categories include: single-family detached houses, single-family attached houses or low-rise (1-3 story) multiunit buildings, mid-rise (4-6 story) multiunit buildings, high-rise (7-or-more story) multiunit buildings, and mobile homes.

The category “Commercial and institutional; industrial buildings or factories” includes all varieties of nonresidential structures—offices, banks, hospitals, prisons, pumping stations, water treatment plants, factories, parking garages, churches, hotels, restaurants, barns, and junk yards.

“Residential parking lots” exclude driveways of single-family homes and parking garages where parking is on more than one level. “Body of water” refers to categories such as lakes, ponds, streams, reservoirs, and rivers. Swimming pools and temporary pools of water are excluded.

“Open space, park, woods, farm, or ranch” include cemeteries, golf courses, woods, forest preserves, vacant lots, undeveloped land, airport land, ball fields, and school fields.

**Down payment.** See “Major source of down payment.”

**Educational attainment.** Data on educational attainment are derived from a question that asks, “What is the highest level of school ... completed or the highest degree ... has received?” The question on educational attainment applied only to progress in “regular” schools. Regular schools include public, private, and parochial elementary and high schools (both junior and senior), colleges, universities, professional, vocational, trade, and business schools. Schooling in other than regular schools is counted only if the credits obtained are regarded as transferable in the regular school system.

The category “high school graduate” included people who received either a high school diploma or the equivalent; for example, passed the Test of General Educational Development [GED] and did not attend college. The category “Associate degree” includes people whose highest degree is an associate degree in (1) an occupational program that prepares them for a specific occupation, and the course work may or may not be creditable toward a bachelor’s degree or (2) an academic program primarily in the arts and sciences, and the course work is transferable to a bachelor’s degree. Some examples of professional degrees include medicine, dentistry, pharmacy, and law.

---

In the books, to obtain the total number of householders who are high school graduates, add 1) high school graduates (includes equivalency), 2) graduates with some college, no degree, 3) with an associate degree, 4) with a bachelor's degree, and 5) with a graduate degree. To obtain the total number of householder graduates with a bachelor's degree, add (1) with a bachelor's degree and (2) with a graduate or professional degree. The microdata have similar information on other household members aged 14 years and older.

See also "Neighborhood conditions and neighborhood services."

### **Elderly.**

*Books.* Data for elderly include all households with householders aged 65 years and older. Note that this definition is narrower than in Department of Housing and Urban Development housing programs, which count as elderly all households where the householder or spouse is 62 or older, or has a disability.

*Microdata.* Not applicable; data can be classified at any age.

**Electric fuses and circuit breakers.** These statistics are presented for occupied housing units. The data show whether an electric fuse has blown or circuit breaker has tripped in the home in the 3 months prior to the interview, or while the household was living in the unit if less than 3 months. A blown fuse or tripped breaker switch results in the temporary loss of electricity until the fuse is replaced or the breaker switch reset. Blown fuses inside major pieces of installed equipment (such as some air conditioners) are counted as blown fuses or tripped breaker switches. The item may identify inadequate wiring, but it also happens commonly when people move into houses and are unfamiliar with which items can be turned on at the same time.

**Electricity.** See "Monthly costs for electricity and gas."

**Elevator on floor.** Statistics are shown for housing units in structures with two or more floors that have one or more passenger elevators in working condition on the same floor as the sample unit. Elevators used only for freight are excluded.

**Equipment.** This item refers to selected equipment that is not shared with other households. Refrigerators, burners, ovens and disposals are counted only if they are in working order or the household plans to have them repaired or replaced soon.

*Complete kitchen facilities.* A housing unit has complete kitchen facilities when it has all of the following: (1) kitchen sink; (2) burners, cook stove, or microwave oven; and (3) refrigerator. These terms are further defined below.

The same criteria are used for occupied and vacant units in determining complete kitchen facilities. In some areas of the country it is common for the occupant to bring a refrigerator. In these cases the vacant unit, lacking a refrigerator, has an incomplete kitchen.

*Kitchen sink.* Only a sink in the unit or on an enclosed porch is counted, but it does not matter whether it is in the kitchen. However a bathroom sink does not count as a kitchen sink.

*Refrigerator.* It may or may not have a freezer. Kerosene refrigerators are counted, but not ice boxes.

*Microwave oven.* Data for microwave ovens were collected only if the respondent did not report having a cooking stove with oven, or burners. Prior to 1997, the data collected included all types of ovens except toaster ovens.

*Burners.* Data for burners were collected only if the respondent did not report having a cooking stove with oven. Burners built into a stove or counter top are counted, as are burners in a wood-burning stove.

*Cooking stove.* The cookstove can be mechanical or wood-burning.

*Dishwasher.* Counter top dishwashers are not counted.

*Washing machine.* Any kind with a motor is counted.

*Clothes dryer.* Only clothes dryers with motors are counted, not hand-operated wringers or hand-turned spin dryers.

*Disposal in sink.* A disposal is a motorized device that grinds waste so it can flow through the waste water pipe.

*Trash compactor.* Only built-in motorized trash compactors are counted.

*Air conditioning.* Air conditioning is defined as the cooling of air by a refrigeration unit; excluded are evaporative coolers, fans, or blowers that are not connected to a refrigeration unit. A room air-conditioning unit is an individual air conditioner that is installed in a window or an outside wall and generally intended to cool one room, although it may sometimes be used to cool several rooms. A central system is a central installation that air conditions the entire housing unit or major portions of it. In an apartment building, a central system may cool all apartments in the building; each apartment may have its own central system; or there may be several systems, each providing central air conditioning for a group of apartments. A central installation with individual room controls is a central air-conditioning system.

**External building conditions.** The external condition of the building that contains the sample unit was determined by direct questions asked of the respondent. The categories were grouped into the following: roof, walls, windows, and foundation.

**Roof.** A “sagging roof” is a critical defect indicating continuous neglect, or deep or serious damage to the structure. Only roofs with substantial sagging were included. “Missing roofing material” includes rotted, broken, loose or missing shingles, tiles, slate, shake, and tin, caused by extensive damage from fire, storm, or serious neglect. “Hole in roof” occurs when the missing roof materials expose the interior of the unit directly to weather. Holes caused by construction activity were not counted unless the construction had been abandoned.

**Walls.** “Missing bricks, siding, other outside wall material” applies to the exterior wall (including chimney) of the structure. Those defects may have been caused by storm, fire, flood, extensive neglect, vandalism, and so forth. Materials may include clapboard siding, shingles, boards, brick, concrete, and stucco. The missing materials do not necessarily expose the interior of the unit directly to weather. Missing materials resulting from construction activity were not counted unless construction had been abandoned. “Sloping outside walls” is a critical defect indicating continuous neglect or serious damage to the structure. Only walls with substantial sagging were included.

**Windows.** “Boarded-up windows” have been sealed off to protect against weather or entry and include windows and/or doors covered by board, brick, metal, or some other material. “Broken windows” indicate several broken or missing window panes. “Bars on windows” are to protect against unlawful entry. The condition of the windows has no bearing on this item. The bars can be vertical, horizontal, or a metal grating. Windows completely covered with metal sheeting are not included in this category.

**Foundation crumbling or has open crack or hole.** This category includes large cracks, holes, and rotted, loose, or missing foundation material.

**Extra unit.** Extra units include units classified as usual residence elsewhere (URE), vacant units designated as occasional use, and seasonal units (excluding migratory). A series of four questions was asked concerning these units.

**Reasons for extra unit owned.** The following designations for the reason the unit was owned:

- Previous usual residence—never sold the unit after moving from the unit into a new permanent residence
- Recreational purposes—used for vacations, weekends, sports, and holidays, but is not anyone’s usual residence currently
- Investment purposes—kept currently for investment purposes regardless of why it was obtained originally
- Wishes to sell the property but has not been able to yet—the owner is currently attempting to sell the unit but has not been successful yet

- Inherited—received as an inheritance in the settling of an estate
- Some other reason—used if none of the other designations applied

**Location of extra unit.** Designates how close the unit is to the owner’s current residence.

**Nights owner spent at extra unit.** Indicates how often the extra unit was used by the owner.

**Nights owner rented extra unit.** Determines how often the extra unit was used by people other than the owner.

**Family or primary individual.** While any occupant of a housing unit is called a household member, each household includes either (a) a *family*, which is the householder and all (one or more) other people living in the same household who are related to the householder by blood, marriage, or adoption, or (b) a *primary individual*, which is a householder who lives alone or with nonrelatives only. In any case the household also may include one or more roommates, lodgers, servants, or other people unrelated to the householder. These are considered members of the household but not of the family.

Married couples related to the householder of a family are included in the family and are not considered as separate families unless they reside in separate living quarters. While they are part of the *family*, they are also usually a *subfamily* (see Persons other than spouse or children).

By definition, families include the householder and at least one relative, so in the statistics on household composition, families are always included in the various categories of two-or-more-person households. Primary individuals with nonrelatives living with them also are tabulated as two-or-more-person households. Primary individuals living alone are tabulated as one-person households.

The definition of families and primary individuals is significant in that some income items are collected only for the family or primary individual; these are: source of income, current income, food stamps, savings and investments. (Source of income and amount of wages are, in fact, only for family members 16 years and older.) For other household members 16 years and older, who are not related to the householder, total income is collected for each person, but sources and current changes in income are not identified, and their income is not included in comparisons with monthly housing costs or value. The distinction is meant to approximate whose income may be available for housing and other shared living expenses. However it is imperfect in the case of roommates who share more or less equally. See also “Household composition.”

**Farm.** See “Crop sales.”

**First-time owners.** If neither the owner or any co-owner have ever owned or co-owned another home as a usual residence then the housing unit was reported as the first



---

home ever owned. Previous homes purchased solely as vacation homes or homes purchased for commercial rental purposes are not considered usual residences. However, if a previously owned home was originally purchased as a usual residence and later used as a vacation home or for commercial or rental purposes, the owner is not a first-time owner.

**Flush toilet and flush toilet breakdowns.** A privy or chemical toilet is not considered a flush toilet. Flush toilets outside the unit were not counted. The statistics on breakdowns of flush toilet are shown for housing units with at least one flush toilet for the household's use only. The flush toilet may be completely unusable because of a faulty flushing mechanism, broken pipes, stopped up sewer pipe, lack of water supplied to the flush toilet, or some other reason. For households with more than one toilet, the question asked about times when *all* toilets were unusable.

**Food stamps.** These data are restricted to families and primary individuals with total incomes of \$25,000 per year or less. Housing units are counted in these data if the householder or any relative currently living in the unit received food stamps in the past year, even at another address. Food stamps are government issued coupons that can be used to purchase food. The food stamp program is a joint federal-state program that is administered by the U.S. Department of Agriculture, state and local governments.

**Foundation.** This item is restricted to one-unit buildings and excludes mobile homes. A structure has a basement if there is enclosed space at least partially underground in which a person can walk upright under all or part of the building. The basement is under all the building if it is under the entire main structure, excluding garages, carports, and porches. Crawl space is space between the ground and the first floor of the house, but it is not high enough for a person to walk upright. A house is built on a concrete slab if it is built on concrete that has been poured on the ground. The "other" category refers to a house built on stilts or pilings (for example, beach houses), boats, and motor homes.

**Fuels.** Electricity may be supplied by above- or underground electric power lines or generated at the housing unit. Piped gas is gas piped through underground pipes from a central system to serve the neighborhood. Bottled gas is pressurized gas stored in tanks or bottles that are filled or exchanged when empty. Fuel oil is heating oil normally supplied by truck to a storage tank for use by the heating system. Kerosene or other liquid fuel includes kerosene, gasoline, alcohol, and other similar combustible liquids. Coal or coke is usually delivered by truck. Wood refers to the use of wood or wood charcoal as a fuel. Solar energy refers to the use of energy available from sunlight as a heating fuel source. Other includes briquettes made

of pitch and sawdust, coal dust, waste material like corn-cobs, purchased steam, or any other fuel not listed.

**Fuels, other house heating.** These are the same types of fuels mentioned above but use in addition and/or supplementing the main house heating fuel.

**Gas.** See "Monthly cost for electricity and gas."

**Group quarters.** See "Housing units."

**Halls.** See "Light fixtures in public halls."

**Heating and cooling degree days.**

*National books and microdata.* Each degree that the average temperature for a day is below 65 degrees Fahrenheit produces one *heating degree day* (HDD). For example, if the maximum temperature is 70 degrees F and the minimum temperature is 52 degrees F, the average temperature for the day is 61 degrees, resulting in four heating degree days. A day when the average temperature is 65 or more has zero heating degree days.

Each degree that the average temperature for a day is above 65 degrees Fahrenheit produces one *cooling degree day* (CDD). For example, if the maximum temperature is 80 degrees F and the minimum temperature is 62 degrees F, the average temperature for the day is 71 degrees, resulting in six cooling degree days. A day when the average temperature is 65 or less has zero cooling degree days.

The National Oceanic and Atmospheric Administration (NOAA) provided the information on degree days, based on averages for 1951-80. Each sample unit was assigned heating and cooling degree days using average NOAA data for counties.

*Metropolitan books and microdata.* Not applicable.

**Heating equipment.** Data are shown for the main heating equipment and other heating equipment used in addition to the main heating equipment. More than one category of "Other heating equipment" could be reported for the same household. Only one type of equipment was reported as the "Main heating equipment."

*Warm-air furnace* refers to a central system that provides warm air through ducts leading to various rooms.

*Steam or hot water system* refers to a central heating system in which heat from steam or hot water is delivered through radiators or other outlets. It also includes solar heated hot water that is circulated throughout the home.

*Electric heat pump* refers to a heating and cooling system that utilizes indoor and outdoor coils, a compressor, and a refrigerant to pump in heat during the winter and pump out heat during the summer. Only heat pumps that are centrally installed with ducts to the rooms are included in this category. Others are included in wall units.

*Built-in electric units* refer to units permanently installed in floors, walls, ceilings, or baseboards.

---

*Floor, wall, or other built-in hot-air unit without ducts* delivers warm air to the room right above the furnace or to the room(s) on one or both sides of the wall in which the furnace is installed.

*Room heater with flue* refers to nonportable room heaters in the wall or free standing heaters that burn liquid fuel, and which are connected to a flue, vent, or chimney to remove smoke and fumes.

*Room heater without flue* refers to any room heater that burns kerosene, gas, or oil, and that does not connect to flue, vent, or chimney.

*Portable electric heater* refers to heaters that receive current from an electrical wall outlet.

*Fireplaces with inserts* have a fan-forced air circulation system to force the heat into the room.

*Fireplaces without inserts* refers to glass door fire screens or fire backs inserted in the back of the fireplace to passively reflect heat.

*Cooking stove* refers to gas or electric ranges or stoves originally manufactured to cook food.

*Stove* refers to any range or stove that burns solid fuel including wood burning, pot belly, and Franklin stoves.

*Other* includes any heating equipment that does not fit the definition for any of the previous definitions.

**Heating equipment breakdowns.** Statistics are shown for housing units occupied by the householder during the winter prior to the interview and refer only to the main heating equipment. The data are classified by whether the housing unit was uncomfortably cold for 24 hours or more, the number of times equipment breakdowns occurred lasting 6 hours or more, and causes for the breakdowns.

The heating equipment is broken down if it is not providing heat at its normal heating capacity through some fault in the equipment. *Utility interruptions* occur when there is a cutoff in the gas, electricity, or other fuel supplying the heat. *Inadequate heating capacity* refers to heating equipment that is providing heat at its normal capacity, but the housing unit is still too cold for the occupants. *Inadequate insulation* refers to air drafts through window frames, electrical outlets, or walls that are cold. *Cost of heating* refers to the occupants turning down their thermostat or turning the equipment off altogether to save money. This category includes utilities/fuels that are unavailable due to unpaid bills.

**Hispanic.** “Hispanic” refers to the origin of the householder, and was determined by asking respondents to identify people living in the unit who were Hispanic or Spanish American. There is no intent to include people of Brazilian or Portuguese ancestry. Hispanic people may be of any race. Most identify themselves as White or Black, as shown in Table 2-1.

Data on Hispanic households shown in the AHS are collected in the 50 states and the District of Columbia and therefore do not include households living in Puerto Rico.

**Home equity loan.** Households were asked how many home equity loans they have. Home equity loans include both revolving lines of credit and lump sums loans with a fixed repayment schedule. The respondent was not given a definition to distinguish between these and most other mortgages. However reverse annuity mortgages were defined first and excluded. Respondents were asked if each home equity loan was a line of credit or lump sum, the credit limit, current balance, the amount of last payment, and the interest rate.

**Homes currently for sale or rent.** The data are presented in the book for owner-occupied units, year-round units temporarily occupied by people who have a usual residence elsewhere, and vacant units. The classification of the unit refers to the current action of the owner. The owner may offer the unit *up for rent only*, *up for rent or for sale*, or *for sale only*. In addition, the current owner may have contracted to rent or sell the unit but the transfer has not yet taken place. Finally, the housing unit may be *not on the market* at all.

**Household.** A household consists of all people who occupy a particular housing unit as their usual residence, or who live there at the time of the interview and have no usual residence elsewhere. The usual residence is the place where the person lives and sleeps most of the time. This place is not necessarily the same as a legal residence, voting residence, or domicile.

Households include not only occupants related to the householder but also any lodgers, roomers, boarders, partners, wards, foster children, and resident employees who share the living quarters of the householder. It includes people temporarily away for reasons such as visiting, traveling in connection with their jobs, attending school, in general hospitals, and in other temporary locations.

By definition, the count of households is the same as the count of occupied housing units.

**Householder.** The householder is the first household member listed on the questionnaire who is an owner or renter of the sample unit and is aged 18 years or older. An owner is a person whose name is on the deed, mortgage, or contract to purchase. A renter is a person whose name is on the lease; if there is no lease, a renter is a person responsible for paying the rent. If no one meets the full criteria, the age requirement is relaxed before the owner/renter requirement. Where the respondent is one of several unrelated people who all could meet the criteria, the interviewer may list the respondent first, so the respondent will be the householder and can answer the questions that are asked specifically about the householder, such as data on moves and income sources.

**Household composition.**

*Books.* The following categories are published in the books.

---

*Married-couple families.* Each household in this group includes the householder and spouse, and other people, if any, who are related to the householder and live in the household. If the householder's spouse is *not* present, but another married couple is present, for example daughter and son-in-law or mother- and father-in-law, the household is *not* counted here as a *married-couple family*.

*Other male householder.* This category includes households with male householders who are widowed, divorced, separated or single, or who are married with wife absent for other reasons.

*Other female householder.* This category includes households with female householders who are widowed, divorced, separated or single, or who are married with husband absent for other reasons.

*No nonrelatives.* When this phrase modifies *Married-couple households*, then households that include householder, spouse, nonrelatives, and other relatives, if any, are included with *Other male* and *Other female householder*, rather than with *Married-couples, no nonrelatives*. The data are published both ways, in the data tables, so readers can see whether their findings are affected by the presence of nonrelatives with married couples.

*Single children under 18 years old.* This category includes all household members under 18 years, whether related to the householder or not, who are not currently married (that is they have never been married, or are divorced, separated, or widowed). For example, it includes currently unmarried children of lodgers and foster children.

*Own never-married children.* This category includes any household member under 18 years old, if he or she has never been married, and is a son, daughter, stepchild, or adopted child of the householder. By definition, children of subfamilies are not children of the householder, so they are excluded from this count of own children. The data are published for both this definition of children and the definition above (based on age and current marital status), in different stub items, so readers can see whether the definition of children affects their findings.

*Microdata.* Not applicable; researchers may calculate these and other categories from the data on each person.

See also "Persons other than spouse or children" and "Family or primary individual."

### **Household moves and formation.**

*Books.* Data are shown for households that moved into the present unit during the 12 months prior to the date of the interview. The distribution is further classified by (1) whether the household moved together from the same unit, from two or more units, or moved at separate times, and (2) if previous householder(s) moved into the present unit.

The total does not measure net household formation, since it omits deaths, moves to institutions, and moves abroad, and it does not show whether all occupants of the previous unit moved here; some may have stayed there, or moved elsewhere.

The categories do indicate people moving out of units where they were not the householder (divorce or children setting out on their own.), and people moving in with others (marriage, roommates, children moving from one parent to another, or to a grandparent).

*Microdata.* Not applicable; researchers may calculate these and other categories from the data on each person.

**Housing units.** A *housing unit* is a house, apartment, group of rooms, or single room occupied or intended for occupancy as *separate living quarters*.

*Living quarters* is a general term that includes both *housing units* and *group quarters*. Living quarters include structures intended for residential use (such as a house, apartment building, boarding house, or mobile home). Living quarters also include the following, but only if they are occupied as usual residences: (a) places such as tents, caves, boats, and railroad cars; and (b) structures intended for nonresidential use (such as rooms in a warehouse where a guard lives). Living quarters exclude quarters being used entirely for nonresidential purposes, such as a store, an office, or quarters used for storing business supplies, machinery, or agricultural products.

*Separate living quarters* are those in which the occupants *live and eat separately* from any other people in the structure and that have *direct access* from the outside of the structure or through a common hall, lobby, or vestibule that is used or intended for use by the occupants of more than one unit or by the general public. This means that the hall, lobby, or vestibule is not part of any unit but must be clearly separate from all units in the structure. For vacant units, the criteria of *separateness* and *direct access* are applied to the intended occupants whenever possible. If the information cannot be obtained, the criteria are applied to the previous occupants.

*Group quarters.* The following types of living quarters are not classified as housing units and are not covered by the AHS interviews (some are in the microdata as Noninterviews):

*Institutional group quarters* are living quarters occupied by one or more people under care or custody, such as children in an orphanage, people in a nursing home, and prisoners in a penitentiary.

*Noninstitutional group quarters* do not involve care or custody, and do not have *separate living*. They include college dormitories, fraternity and sorority houses, nurses' dormitories, and congregate housing for the elderly. In addition, noninstitutional group quarters include any living quarters that are occupied by nine or more people unrelated to the householder.

---

Note that institutional and commercial establishments that have single-family houses or individual apartments with direct access, where staff live and eat separately, such as some residential hotels, and units for college professors, are *housing units*. Military housing for singles is not covered, but housing where civilian family members live is, if it meets the definition of a housing unit.

**Hotels.** Occupied rooms or suites of rooms in hotels, motels, and similar places are classified as housing units only when occupied by permanent residents; that is, people who consider the hotel as their usual residence or have no usual residence elsewhere. Vacant rooms or suites of rooms are classified as housing units only in those hotels, motels, and similar places in which 75 percent or more of the accommodations are occupied by permanent residents.

**Rooming houses.** If any of the occupants in a rooming or boarding house live and eat separately from everyone else in the building and have direct access, their quarters are classified as separate housing units. The remaining quarters are combined. If the combined quarters contain eight or fewer roomers unrelated to the householder, or a person in charge, they are counted as *one housing unit*. Otherwise they are *noninstitutional group quarters*.

**New housing units.** Units being built are classified as housing units (though they may be vacant), if construction has reached a point where all exterior windows and doors are installed and final usable floors are in place. Note this stage of construction is earlier than the one used in *Duration of vacancy* (see Vacancy, seasonality, and marketing), which measures when construction was completed.

The occupants of each housing unit may be a single family, one person living alone, two or more families living together, or any other group of related or unrelated people who share living arrangements (up to the limit of eight people unrelated to the householder).

Both occupied and vacant units are counted, except that the following are excluded if they are vacant: (a) tents, caves, boats, railroad cars, and the like; (b) structures intended for nonresidential use; (c) units used for business storage (storage of personal furniture does not disqualify a unit); and (d) units unfit for human habitation (roof, walls, windows, or doors no longer protect the interior from weather, or there is positive evidence such as a sign on the house or block that the unit is to be demolished or is condemned).

**Income.** The survey covers total money income in the 12 months before the interview. It covers people age 16 and older (age 14 and older before 1999) currently living in the housing unit, even if they lived elsewhere during some of the previous 12 months. The figures represent the amount of income before any deductions such as taxes, Social Security, union dues, bonds, and insurance.

The figures exclude: capital gains; lump sum payments from inheritances or insurance; occasional gifts; other sporadic payments; money borrowed; tax refunds; withdrawal of bank deposits; accrued interest on uncashed savings bonds; payments between household members except wages in a family business; income “in kind” such as free living quarters, housing subsidies, food stamps, or food produced and consumed in the home; and money from the sale of property (unless the recipient was in the business of selling such property). Figures also exclude income of people who have died or moved out of the housing unit, even if they lived in it for part of the previous 12 months.

Most data are from the respondent’s replies. For people not related to the householder, the interviewer tries to ask them directly about their income, but if they are not available, the interviewer asks the respondent. Medians for income are rounded to the nearest hundred dollars.

Figures are shown separately for household income and income of families and primary individuals (see definition). Each has its own advantages. Only household income includes the income of lodgers, roommates, employees, and other household members who are not related to the householder.

**Wages and salaries** include income received for work performed as an employee. It includes wages, salary, piece-rate payments, commissions, tips, cash bonuses, and Armed Forces pay, but not pay that a business owner pays to herself or himself.

**Business, farm, or ranch** income is received from self-employment in a business, professional practice, partnership, or farm.

**Social Security and pensions** include pensions, survivors’ benefits, and disability payments. This is not intended to include Supplemental Security Income (SSI), which is grouped with welfare, but many respondents confuse SSI and Social Security. Both come from the Social Security Administration. They used to be issued on different colored checks to minimize confusion, but now most payments are sent by electronic deposit.

**Interest** is money received or credited to a person’s account for the use of money. Notes, bonds, deposits in banks, credit unions, savings and loan associations, money market accounts, and certificates of deposit (CDs) are the most common sources of interest.

**Stock dividends** are payments made by a corporation to its stockholders. These include periodic payments from an estate or trust fund, and dividends paid or credited to those who hold shares in a mutual fund.

**Rental income** includes the total money received from rental of property, rental from real estate, or from roomers or boarders, less all rental expenses.

*Welfare or SSI* includes the Supplemental Security Income Program (SSI), which is administered by the Social Security Administration, and replaces most public assistance payments that were previously made by state and local welfare agencies to low income aged, blind, and disabled persons. Welfare includes money received from local or state administered public assistance programs, old-age assistance, aid to families with dependent children (AFDC, ADC), aid to the blind or totally disabled, or other public assistance.

*Alimony or child support* includes as alimony, money received periodically from a former spouse after a divorce or legal separation. Child support is money received for the support of children not living with their father/mother as the result of a legal separation.

*Other* includes worker's compensation or other disability payments, unemployment compensation, veteran's payments, total amount that parents receive for the care of foster children in their home, money received from gambling, scholarship and fellowship money received by students for which no service or work was required, military reenlistment bonuses, and any other sources of money income not specified above.

There may be significant differences in the income data between the AHS and other surveys and censuses. For example, the time period for income data in the AHS is the 12 months prior to the interview, while other income data generally refer to the calendar year prior to the date of the interview. Additional differences in the income data may be attributed to how income questions are asked, levels of missing data (usually high on questions about income), whether missing data are estimated or ignored, sampling variability, and nonsampling errors.

See also Current income in this Appendix A, Poverty in Appendix C, and Effect on income in Appendix D.

**Inside (P)MSAs.** See "Metropolitan areas."

**Insurance.** See "Property insurance."

**Interest.** See "Current interest rate."

**Items included in primary mortgage payment.** The respondent was asked to indicate which items were included in the monthly mortgage payment besides principal and interest. These items included property taxes, property insurance, and other charges. Other charges may include disability insurance or life insurance.

**Journey to work.** National books and microdata. The books publish data on householders. The microdata have similar information on all workers.

*Workers.* Include all people aged 14 years and older who held a job in the United States, any time the week before the interview.

*Householders.* Householders who worked last week include householders who reported having a job in the United States, any time the week before the interview.

*Principal means of transportation to work last week.* This refers to the principal mode of travel used to get from home to work. People who use different means of transportation on different days of the week were asked to specify the one used most often. People who use more than one means of transportation to get to work each day were asked to specify the one used for the longest distance during the trip to work. Public transportation refers to bus, streetcar, subway, or elevated trains. Other means include taxicabs, ferryboats, surface trains, van service. See also "Neighborhood conditions and neighborhood services."

*Travel time from home to work.* The total elapsed time in minutes reported to usually get from home to work during the week prior to interview was counted as the travel time to work. The elapsed time included time spent waiting for public transportation and picking up members of carpools. Respondents were instructed to report travel time to the nearest minute.

*No fixed place to work.* Workers with no fixed place of work were those who did not usually work at the same location each day and did not usually report in to a central location to begin work each day.

*Distance from home to work.* This was the usual one-way, "door-to-door" distance in miles from home to work during the week prior to interview. Respondents were instructed to report travel rounded to the nearest mile.

*Departure time to work.* Refers to the time (hour and minutes) the respondent left for work. The categories begin with midnight, 12:00 a.m., and progress to 11:59 p.m. Metropolitan books and microdata. Not applicable.

**Kitchen.** See "Equipment."

**Last used as a permanent residence.** See "Vacancy, seasonality, and marketing."

**Lenders of primary and secondary mortgage.** This item is presented for units with two or more mortgages. The data are classified by whether the money was borrowed from a firm (bank or other organization), the seller of the property, or from another individual. Other organizations consist of mortgage corporations, pension plans, credit unions, and savings and loan associations. *Other individual(s)* includes anyone who was not the most recent owner.

**Light fixtures in public halls.** These statistics are presented for housing units in two-or-more-unit structures. Data include whether or not there are light fixtures in the public halls and whether or not some, none, or all of the light fixtures are in working order. Light fixtures include

---

wall lights, ceiling lights, or table lamps in the public halls of the building. Public halls are used by the occupants and guests to get to their apartment doors.

**Living quarters.** See “Housing units.”

**Location of previous unit.** Books show data for units in which the householder moved during the 12 months prior to the interview. Microdata show similar information for moves since the previous interview, or for the past 2 years for units added to the sample.

The data compare metropolitan areas of the previous residence and the residence in the AHS sample, where the interview was conducted. The AHS residence is coded by its 1983 metropolitan area definition (see Metropolitan areas), which may not be the current area definition. Since 1993, coding the previous residence with comparable 1983 boundaries has not been done because of geographic boundary changes. Therefore, this item has been suppressed to avoid spurious changes.

**Lodgers.** See “Household,” “Persons other than spouse or children,” “Rent paid by lodgers.”

**Lot size.** Lot size includes all connecting land that is owned or rented with the home. Excluded are two-or-more-unit buildings and two-or-more-unit mobile homes. In the books, median lot size is shown to hundredths of an acre.

**Lower cost state and local mortgages.** Data are shown for owner occupied units with one or more mortgages. These are loans generally 1 percent to 3 percent below the current mortgage interest rate at the time the loan was made. The loans are managed through state or local governments. Excluded are federally funded programs of the Veterans Administration and Farmers Home Administration.

**Major source of down payment.** This item refers to the source of the cash used for down payment or outright purchase of the property (house or lot). If more than one source applied, the one providing the largest amount was recorded. Sale of previous home was reported only if the previous home was sold during the 12-months preceding the acquisition of the present home. Savings, or cash on hand, includes money drawn as bank deposits, credit unions, share accounts, saving bonds, certificates of deposits (CDs), money market funds, and IRA or KEOGH accounts. Sale of other investment includes the sale of other real property or real estate other than the previous home or from the sale of other investments such as stocks, bonds, mutual funds, dissolved business ventures. Borrowing other than a mortgage on this property was reported if the present owner borrowed the down payment, even if the property was mortgaged.

Money received as a gift regardless of the source was categorized *inheritance or gift*. *Land where building built used for financing* means the land on which the structure

was built was used as the present owner’s equity in the property. Sources of down payment that do not fit any of the above categories were recorded in the *other* category.

**Manager.** See “Owner or manager on property.”

**Medians.**

*Books.* We estimate each median from the printed distribution. For example if there are 12 million homes of a particular type, the median is the 6 millionth, or halfway point of these homes. Therefore, if 5 million homes are below \$400 rent, then the median is the millionth home above \$400. Finally, if the next interval printed in the book (from \$400 to \$449), has 3 million homes, the median is assumed to be one-third of the way through the interval (at \$417).

This technique overestimates medians by a few percent, because most homes cluster at the bottom of their intervals. The clustering happens because landlords ask for rent in round numbers, like \$400, and people give answers in round numbers, like \$20,000 income, or 40 years old.

We do not show the median at all if the distribution is estimated to have fewer than 25 sample cases (50,000 homes in the national books).

*Microdata.* Not applicable; no medians are shown in the public use file.

**Median monthly housing costs for owners.**

*Books.* In addition to the median for “Monthly housing costs,” this item gives two additional medians for *owner-occupied* units. The first median includes maintenance costs in addition to those items included in “Monthly housing costs.” The second median excludes second and subsequent mortgages, installment loans or contracts, and maintenance costs, but includes all remaining items listed in “Monthly housing costs.” Because neither of these medians includes costs for renter-occupied units, they are not comparable to the median presented in “Monthly housing costs,” except in the “Owners column” and the “Owners” chapter.

*Microdata.* Not applicable.

**Metropolitan areas.** Metropolitan areas are made up of whole counties (towns in New England) that have significant levels of commuting and contiguous urban areas in common. They may cross state lines, and usually include large amounts of rural land and farm land, provided the county or town as a whole qualifies. See also Central cities; Places; and Urban, which is based on much higher population density than metropolitan areas.

*National books and microdata.* Since 1985 the National AHS has used the official list of metropolitan areas published on June 27, 1983, by the Office of Management and Budget as OMB Bulletin 83-20. That list was developed

---

from definitions published January 3, 1980, in the *Federal Register*, Volume 45, pages 956-963. AHS still uses these 1983 boundaries in order to measure change consistently over time.

*National microdata* identify parts of many metropolitan areas. The sample size is usually too small for analysis, but researchers may group the areas, for example, by growth rate, turnover rate, and size, to have enough cases in each group to analyze. For six broad areas, containing a total of 18 metropolitan area codes (shown in *Codebook for the American Housing Survey*, Volume 2 or 3), the sample sizes have been augmented to permit analysis: Chicago, Detroit, Los Angeles, New York, Northern New Jersey, and Philadelphia. Elsewhere, metropolitan area codes are shown for (a) central cities of a metropolitan area where they had total 1980 population of 100,000 or more, and (b) urbanized suburbs of a metropolitan area where they had total 1980 population of 100,000 or more. In some areas, only central cities or only suburbs met the cutoff, so only those sample cases show metropolitan codes. Other sample cases show 9999 as their metropolitan code. This suppression for confidentiality does not affect the printed books.

*Metropolitan books and microdata.* Since 1995 the metropolitan AHS has used HUD definitions of metropolitan areas. These are based on the definitions of the Office of Management and Budget, but some outlying areas are omitted from the HUD definitions. Those counties have enough commuting to meet the OMB definition, but HUD believes they are not part of the same housing market as the rest of the area and need to be omitted for housing analysis. The areas for a given year included in and excluded from each metropolitan area are listed in the front of the books for that year.

**Mobile homes.** A mobile home is defined as a housing unit that was originally constructed to be towed on its own chassis. It also may have permanent rooms attached at its present site, or other structural modifications. The term does not include prefabricated buildings, modular homes, travel campers, boats, or self-propelled vehicles like motor homes. Some people use the terms trailer or manufactured housing in the same sense as mobile homes.

**Mobile homes in group.** Mobile homes or mobile home sites gathered close together are considered to be in a "group." This may be a mobile home park or it may be a number grouped together on adjacent individually owned lots but not in a mobile home park. See also "Site placement."

**Monthly costs paid for electricity and piped gas.** Three separate procedures are used to estimate monthly costs of electricity and gas. All respondents are asked if they have records available showing their costs for electricity (or gas) separate from other utilities. If they respond

"yes," they are asked the amount of their electric (or gas) bill for the most recent months of January, April, August, and December. These months are the best predictors of annual costs. On average, more than one-third of respondents provide answers for at least 1 of the 4 months.

If the respondent provides data for only 1 month, the first procedure is used. The data for the month are adjusted using regression formulas to estimate yearly costs that are then divided by 12. These formulas are modeled after the results of the Residential Energy Consumption Survey (RECS) sponsored by the United States Department of Energy. These formulas take into account the following characteristics of the unit: electric water heating, natural gas water heating, year built, type of unit, number of rooms, number of bathrooms, number of appliances, and number of household members.

If the respondent provides data for 2, 3, or 4 months, the second procedure is used. As with the first procedure, the monthly data are adjusted using regression formulas, modeled after the results of RECS, to estimate yearly costs that are then divided by 12. Because more than 1 month's worth of real costs are available, it is not necessary to take into account detailed characteristics of the unit as is done in procedure one.

If the respondent answers "no," that he or she does not have separate records for the electricity (or gas), the third procedure is used. The respondent is asked to provide an estimate of the average monthly costs. A factor is then applied that, in effect, lowers these costs to make them consistent with electricity and gas costs in RECS.

A full explanation of the formulas is in Appendix E of *Codebook for the American Housing Survey*, Volume 3.

### **Monthly expenses, additional help with.**

*Books.* Not applicable.

*Microdata.* Additional questions are asked of renters when the ratio of monthly housing costs as percent of current income is high. Rental households receiving housing assistance that report spending more than 35 percent of their income on housing; or rental households not receiving housing assistance with incomes less than \$15,000 that report spending more than 50 percent of their income on housing were asked questions on assistance for food, clothing, car payments, tolls, public transportation, child care, medical care or medicine, and utility bills. They were asked to specify the type of help they received.

**Monthly housing costs.** The data are presented for owner-occupied and renter-occupied housing units as well as vacant-for-rent units.

Monthly housing costs for *owner-occupied* units include the sum of monthly payments for all mortgages or installment loans or contracts, except reverse annuity mortgages and home equity lines of credit. Costs also include real estate taxes (including taxes on mobile homes, and

mobile home sites if the site is owned), property insurance, homeowner association fees, cooperative or condominium fees, mobile home park fees, land rent, utilities. Costs do not include maintenance and repairs, but see “Median monthly housing costs for owners.”

Monthly housing costs for *renter occupied* housing units include the contract rent, utilities, property insurance, mobile home park fee. Renter housing units occupied without payment of cash rent are shown separately as no cash rent. For rental units subsidized by a housing authority, the federal government, or state or local governments, the monthly rental costs reflect only the portion paid by the household and not the portion subsidized. The figures do not adjust for lost security deposits, or the benefit of free rent offered by some owners.

Monthly housing costs for *vacant-for-rent* housing units include rent asked, but not utilities or other charges. The category, *Depends on income of the occupants*, means the rent charged will vary depending on the occupants income, such as in public housing or some military housing.

The term utilities here includes electricity, gas, fuels (oil, coal, kerosene, or wood.), water, sewage disposal, garbage and trash collection, but not telephones or cable television. Utility costs are counted if they are paid by the occupant or by someone else, such as a relative, welfare agency, or friend. They may be paid separately or included in rent, condominium fee, or mobile home park fee, and the AHS questions take care to avoid double-counting.

*Specified owners and renters*—In the books, Table 19 of each chapter presents financial characteristics for these groups, which are comparable to the costs published before 1984. Medians for monthly housing costs are rounded to the nearest dollar.

### **Monthly housing costs as percent of current income.**

*Books.* The yearly housing costs (monthly housing costs multiplied by 12) are expressed as a percentage of the total Current income (see definition). The percentage was computed separately for each unit and rounded to the nearest percent, so *25 to 29 percent* means 24.5 to 29.49 percent. The percentage was not computed for units where occupants reported no income, a net loss, or no cash rent. The category *100 percent or more* counts units with housing costs exceeding income. This situation may mean inaccurate income or housing costs data, or true but temporary situations. For most purposes, readers may wish to treat this line as missing or unreliable data.

*Microdata.* Not applicable; may be calculated as needed.

**Monthly payment for principal and interest.** The data present the monthly dollar amount paid on the mortgage for principal and interest only. They do not include that portion of the monthly payment used for property taxes,

homeowner insurance, and/or other charges. In the books, medians for monthly payment for principal and for interest are rounded to the nearest dollar.

**Mortgage origination.** Data are shown for owner-occupied units with one or more mortgages. For units that *placed new mortgages*, data are classified by the date the new mortgage was obtained in relation to the date the property was acquired. An *assumed* mortgage indicates that the current owner assumed the previous owner's when the property was acquired and has not been refinanced. A *wrap-around* mortgage is a mortgage with a face value that encompasses the unpaid balance of the first mortgage(s), plus the amount of any new funds extended by the wrap-around lender. *Combination of the above* means that there was more than one method of origination for the outstanding mortgages on the property.

### **Mortgages currently on property.**

*Books.* The owner or the owner's spouse was asked the number of mortgages or similar loans (including home equity loans) currently in effect on the home. Data are shown for the number of units with the following mortgage categories: reverse mortgages, regular and home equity, regular only, and home equity only.

A *mortgage or similar debt* refers to all forms of debt for which the property is pledged as security for payment of the debt. It includes such debt instruments as deeds of trust, trust deeds, mortgage bonds, and vendors' liens. In trust arrangements usually a third party, known as the trustee, holds the title to the property until the debt is paid. In vendors' lien arrangements, the title is kept by the buyer but the seller (vendor) reserves, in the deed to the buyer, a lien on the property to secure payment of the balance of the purchase price. Also included as a *mortgage or similar debt* are contracts to purchase, land contracts, and lease-purchase agreements where the title to the property remains with the seller until the agreed upon payments have been made by the buyer.

See also “Current interest rate,” “Items included in primary mortgage payment,” “Lenders of primary and secondary mortgage,” “Lower cost state and local mortgages,” “Major source of downpayment,” “Monthly payment for principal and interest,” “Primary mortgage,” “Remaining years mortgaged,” “Term of primary mortgage at origination or assumption,” “Total outstanding principal amount,” “Type of primary mortgage,” “Year primary mortgage originated.”

*Microdata.* Not applicable. May be recoded as needed.

**Moves.** See “Choice of present home and home search,” “Household moves and formation,” “Location of previous unit,” “Persons—previous residence,” “Present and previous units,” “Reasons for leaving previous unit,” “Recent movers comparison to previous home,” “Structure type of previous residence,” “Tenure of previous unit,” “Year householder moved into unit.”



---

**Neighborhood conditions and neighborhood services.** The statistics are based on the respondent's opinion. He or she may define the neighborhood as any size. Some topics are collected by an open-ended question on what, if anything, bothers the respondent about the neighborhood. Others come from questions about specific topics. The first three, and schools, have followup questions about whether the problem bothers the respondent so much he or she would like to move.

*Street noise or heavy street traffic.* Street noise refers to noise made by children playing outdoors, noise from a factory or business, or any other sounds that the respondent considers to be street noise. Traffic refers to the amount of vehicular traffic that the respondent considers "heavy."

*Neighborhood crime.* This category refers to all forms of street and neighborhood crime, such as petty theft, assaults against the person, burglary, or any related activities that the respondent judges to be a crime.

*Odors.* This category refers to smoke, gas, or bad smells.

Those three specific questions are followed by an open-ended question about what (else) bothers the respondent. The category "People" includes such complaints as unfriendly neighbors, noisy children, other races, or specific neighbors.

*Public transportation.* The respondent answers (1) if service is available; (2) if service is satisfactory; and (3) if any member of the household uses the service at least once a week.

*Shopping.* The respondent answers whether grocery stores or drug stores were satisfactory and were within 1 mile of the housing unit.

*Police protection.* The respondent was asked if police protection was satisfactory.

*Elementary schools.* The respondent was asked (1) if young children in the household attended public school, private school, preschool, or were schooled at home (does not attend school before 1999); (2) if the public elementary school was satisfactory; (3) if it was so unsatisfactory the respondent wants to move; and (4) if the public elementary school was within 1 mile of the housing unit. See also Educational attainment.

See also "Bars on windows of buildings," "Conditions of streets," "Description of area within 300 feet," "Educational attainment," "Other buildings vandalized or within interior exposed," "Overall opinion of neighborhood," "Trash, litter, or junk on streets or any properties."

#### **Noninterview.**

*Books.* Not applicable.

*Microdata.* Noninterview cases are classified as Type A, Type B, or Type C.

Type A noninterviews are units occupied by people eligible for interview who were not interviewed. A noninterview means that valuable information was lost and the sample returns may not be representative of the population. It is very important to keep noninterviews to a minimum. Type A noninterview categories include (1) no one home; (2) temporarily absent; (3) refused; (4) unable to locate; (5) language problems; and (6) other occupied - specify.

Type B noninterviews are units not eligible for interview at present, but who could become eligible for interviews in the future. Type B noninterview categories include (1) permit granted, construction not started; (2) under construction, not ready; (3) permanent or temporary business or commercial storage; (4) unoccupied site for mobile home or tent; (5) other unit or converted to institutional unit; (6) occupancy prohibited; (7) interior exposed to the elements; (8) Type B, not classified.

Type C noninterviews are units ineligible for sample, either because they no longer exist or because of sample reasons. Type C noninterview categories include: (1) demolished or disaster loss; (2) house or mobile home moved; (3) unit eliminated in structural conversion; (4) merged, not in current sample; (5) permit abandoned; (6) Type C not classified elsewhere; and (7) unit eliminated in subsampling.

**Number of single children under 18 years old.** See "Household composition."

**Occupied housing units.** A housing unit is classified as occupied if there is at least one person who lives in the unit as a usual resident at the time of the interview, or if the occupants are only temporarily absent, for example, on vacation. However, if the unit is occupied entirely by people with a usual residence elsewhere, the unit is classified as vacant. By definition, the count of occupied housing units is the same as the count of households.

**Other activities on property.** Data presented exclude rental units. Property consists of one or more tracts of land that the respondent considers to be the same property, farm, ranch, estate. The tracts may be adjoining or they may be separated by a road, creek, or other piece of land. For a condominium, this item refers to the sample unit only.

A medical or dental office is a doctor's or dentist's office regularly visited by patients.

A commercial establishment may be located in the same building as the sample unit, or it may be located elsewhere on the property (such as grocery store, restaurant, gasoline station, and veterinary office). Those housing units that have no recognizable alterations to the outside of the house are not considered as having a commercial establishment. A farm is not classified as a commercial establishment.

**Other buildings vandalized or with interior exposed.** The respondent was asked if there were any vandalized or abandoned buildings within 300 feet of the sample unit. A unit is counted as vandalized if it has most of the visible windows broken, doors pulled off, has been badly burned, has words or symbols printed on it, has portions of the roof missing, or in some other way has the interior exposed to weather.

**Other housing costs per month.** A homeowners' association fee (excludes condominium and cooperative fees) is a fee charged for services such as upkeep of common property (painting hallways, cleaning lobbies, mowing lawns, repairing laundry facilities, paving parking areas, and repairing street lights). The fee may include the use and maintenance of either indoor or outdoor swimming facilities or other recreational facilities (party rooms, tennis courts, basketball courts, exercise rooms, and playground areas). Also the homeowner's association fee can include payments for security personnel such as security guards or services such as telephone answering service, maid service, or other domestic help.

Mobile home park fees are regular payments to the park management that could include site rental, utility charges, mail handling, and/or fees for the maintenance of common areas.

Aside from mobile homes (where site rent is covered above in mobile home park fees), in a few areas of the country, occupants may own the unit, but not the land on which it stands. Land rent refers to land that is rented or leased from the land owner, and "ground rent" is paid. These leases are for long periods of time (50-100 years) when originated. The lease obligation transfers with the property and cannot be canceled.

The medians for other housing costs are rounded to the nearest dollar.

**Outside (P)MSAs.** See Metropolitan areas.

**Overall opinion of neighborhood.** The data presented are based on the respondent's overall opinion of the neighborhood. The respondent defines neighborhood. The respondent was asked to rate the neighborhood based on a scale from 1 to 10, where 10 is the best and 1 is the worst.

**Overall opinion of structure.** The data presented are based on the respondent's overall opinion of the house or apartment as a place to live. The respondent was asked to rate the structure based on a scale from 1 to 10, where 10 is the best and 1 is the worst.

**Owner or manager on property.** These statistics show the number of rental housing units in structures of two or more units with the owner or resident manager living on the property.

**Own never-married children under 18 years old.** See "Household composition."

### **Painted surfaces.**

*National books.* Not applicable.

*National microdata.* This item is restricted to housing units built before 1978 (older homes). Respondents were asked 1) whether they had peeling paint, and 2) whether the peeling paint was inside or outside the house. Respondents also were asked whether any work was done, such as sanding or scraping that would have disturbed painted surfaces, and if they replaced or repaired doors or frames, cabinets or built in shelves, inside walls or ceilings, windows (not counting glass) and outside walls, foundation, doors, and window frames or trim.

Additionally, respondents were asked if they were told before moving in that the paint might contain lead.

**Parallel heating equipment.** This is additional heating equipment for an area not heated by the main heating equipment.

**Payment plans of primary and secondary mortgages.** Data are presented separately for primary and secondary mortgages. The term "payment" refers to regular principal and interest payments only, and not to payments for real estate taxes and property insurance. *Fixed payment, self amortizing* mortgages have payments that do not change during the term of the loan, with the principal payments sufficient to pay off the loan completely within the stated term. *Adjustable rate mortgages* are mortgages whose interest rates could be changed during the life of the mortgage, changing the amount of the payments required. In *adjustable term mortgages* the amount of the payments stays constant, but the number of payments required to pay off the loan can change over time as interest rates change. *Graduated payment mortgages* allow monthly payments to change during the term of the mortgage by means other than a change in interest rate. These mortgages begin with lower payments that rise later in the life of the mortgage. *Balloon mortgages* are mortgages in which only part or none of the principal is paid off during the term of the loan (which commonly is about 5 years). At the end of the term, the principal is paid off in one lump sum, refinanced with a new loan, or extended by renewal of the loan.

*National books and microdata.* Not applicable.

**Persons.** See "Household."

### **Persons other than spouse or children.**

*Books.* Data are shown for households with the following types of people:

*Other relatives of householder.* This category counts households that include any person related to the householder by blood, marriage, or adoption, except spouse, son, daughter, stepchild, or adopted child under 18 years old (regardless of marital status).

---

*Single adult offspring 18 to 29.* This category counts households with at least one member aged 18-29, if he or she is not currently married (that is, they have never been married or are divorced, separated or widowed), and is a son, daughter, stepchild, or adopted child of the householder. Note this category has the same marital status categories as “Single children under 18 years old,” but the same relationship to householder categories as “Own never-married children.” These are defined under “Household Composition.”

*Single adult offspring 30 years of age or over.* This category counts households with at least one member aged 30 or older, if he or she is not currently married (that is, they have never been married or are divorced, separated or widowed), and is a son, daughter, stepchild, or adopted child of the householder.

*Households with three generations.* For each person whose parent lives in the household, the parent (biological, adoptive, or stepparent) is identified in the questionnaire. Each person who is a child or grandchild of the householder is also identified. These codes keep count of households where the following live in the unit:

1. one or more sons, daughters, stepchildren or adopted children of the householder or spouse (regardless of marital status or age), and one or more parents of the householder or spouse, or
2. one or more parents of the householder or spouse, and one or more parents of these parents, or
3. one or more sons, daughters, stepchildren or adopted children of the householder or spouse (regardless of marital status or age), and one or more of these children’s children (grandchildren of the householder or spouse, regardless of marital status or age).

Note that the definition of children is different from those in “Single children under 18 years old,” and “Own never-married children.” The first does not involve relationship to householder, and neither involve marital status and age. Also note that if a household has more than three generations, it is still counted here. In addition to the three generations, there also may be other relatives in the household.

*Subfamily.* A subfamily is one of the following groups that do not include the householder or spouse, but are related to the householder and live in the household (1) a married couple (with or without children of any type), or (2) one parent with one or more of his or her own never-married children under 18 years old. A common example of a subfamily is a young married couple sharing the home of the husband’s or wife’s parents.

*Subfamily householder.* For subfamilies that include a couple, the husband is defined as the subfamily householder; for other subfamilies the parent is the householder.

*Households with other types of relatives.* This category counts households with relatives of the householder, other than the spouse, children, three generations, or subfamilies already counted. Therefore, it includes relatives such as uncles, nieces, cousins, or grandchildren present without their parents. A household already counted above may be counted again, as long as it has some additional relatives not counted above.

*Nonrelatives.* A nonrelative of the householder is any person in the household who is not related to the householder by blood, marriage, or adoption. Roomers, boarders, lodgers, partners, resident employees, wards and foster children are included in this category.

*Co-owners or co-renters.* This category includes households for which the names of two or more unrelated household members are on the deed of ownership, mortgage, land contract, contract to purchase, or similar document, or lease; or, if there is no lease, two or more unrelated household members are responsible for paying the rent.

*Lodgers.* This category is restricted to members of the household who pay rent to another household member and are age 16 and older, nonrelatives of the householder, not sons, daughters, stepchildren, or adopted children of a co-owner or co-renter, and not a co-owner or co-renter themselves. This item does not use the “lodger” answer on relationship to the householder since it is less carefully defined than the question on lodgers’ rent. See also “Household,” “Rent paid by lodgers.”

*Unrelated children under 18 years old.* This category counts households with members under 18 years old who are unrelated to the householder and are not co-owners, co-renters, or lodgers, regardless of marital status. Thus it includes foster children and children of lodgers and employees as long as they are under 18.

*Other nonrelatives.* This category counts households with nonrelatives of the householder who are not in the categories above, so they are not co-owners, co-renters, lodgers, or under 18. For example, it includes employees and housemates who do not pay a regular rent as lodgers. It also may include households with nonrelatives counted in the categories below.

*One or more secondary families.* A secondary family is a group of two or more people who are related to each other by birth (Parent/child, child less than 18 years old), marriage, or adoption, but who are not related to the householder. The unrelated secondary family may include people such as guests, roomers, boarders, or resident employees and their relatives living in a household.

*Two- to eight-person households, none related to each other.* None of the household members is related to any other household member. They may be co-owners,

---

co-renters, lodgers, partners, employees, or foster children. The books make no distinction between housemates and unmarried partners, because we do not want the interviewers to probe into private relationships.

*Microdata.* Not applicable; may be calculated from household relationships.

See also “Household composition.”

### **Persons per room.**

*Books.* Persons per room is computed for each occupied housing unit by dividing the number of people in the unit by the number of rooms in the unit. The figures shown refer, therefore, to the number of housing units having the specified ratio of people per room.

*Microdata.* Not applicable; may be calculated from household size and rooms.

**Persons—previous residence.** All people are counted who lived at the previous residence at the time of the move, as well as those who usually lived there but were temporarily away. Persons who were staying there at the time of move, but who had a usual residence elsewhere, were not counted.

**Physical problems—severe.** A unit has *severe* physical problems if it has any of the following five problems:

*Plumbing.* Lacking hot or cold piped water or a flush toilet, or lacking both bathtub and shower, all inside the structure (and for the exclusive use of the unit, unless there are two or more full bathrooms).

*Heating.* Having been uncomfortably cold last winter for 24 hours or more because the heating equipment broke down, and it broke down at least three times last winter for at least 6 hours each time.

*Electric.* Having no electricity, or all of the following three electric problems: exposed wiring, a room with no working wall outlet, and three blown fuses or tripped circuit breakers in the last 90 days.

*Hallways.* Having all of the following four problems in public areas: no working light fixtures, loose or missing steps, loose or missing railings, and no working elevator.

*Upkeep.* Having any five of the following six maintenance problems: (1) water leaks from the outside, such as from the roof, basement, windows, or doors; (2) leaks from inside structure such as pipes or plumbing fixtures; (3) holes in the floors; (4) holes or open cracks in the walls or ceilings; (5) more than 8 inches by 11 inches of peeling paint or broken plaster; or (6) signs of rats in the last 90 days.

**Physical problems—moderate.** A unit has *moderate* physical problems if it has any of the following five problems, but none of the severe problems:

*Plumbing.* On at least three occasions during the last 3 months, all the flush toilets were broken down at the same time for 6 hours or more (see “Flush toilet and flush toilet breakdowns”).

*Heating.* Having unvented gas, oil, or kerosene heaters as the primary heating equipment.

*Kitchen.* Lacking a kitchen sink, refrigerator, or cooking equipment (stove, burners, or microwave oven) inside the structure for the exclusive use of the unit.

*Hallways.* Having any three of the four problems listed above.

*Upkeep.* Having any three or four of the six problems listed above in “upkeep.”

See also “Bars on windows of buildings,” “Common stairways,” “Equipment,” “External building conditions,” “Flush toilet and flush toilet breakdowns,” “Heating equipment and heating equipment breakdowns,” “Overall opinion of structure,” “Primary source of water and water supply stoppage,” “Water leakage during last 12 months,” “Selected deficiencies.”

### **Places.**

*National books.* The geographic variable place size, as shown in national reports, shows the current count of housing units in places as defined in the 1980 census.

*Microdata and metropolitan books.* Not applicable.

See also “Central cities” and “Urban and rural residence.”

**Plumbing facilities.** The category “With all plumbing facilities” consists of housing units that have hot and cold piped water as well as a flush toilet and a bathtub or shower. For units with less than two full bathrooms, the facilities are only counted if they are for the exclusive use of the occupants of the unit. Plumbing facilities need not be in the same room. Lacking some plumbing facilities or having no plumbing facilities for exclusive use means that the housing unit does not have all three specified plumbing facilities (hot and cold piped water, flush toilet, and bathtub or shower) inside the housing unit, or that the toilet or bathing facilities are also for the use of the occupants of other housing units.

See also “Complete bathrooms,” “Flush toilet and flush toilet breakdowns,” “Sewage disposal and sewage disposal breakdowns.”

### **Population in housing units.**

*Books.* Included are all people living in housing units. Persons living in group quarters are excluded.

*Microdata.* Not applicable; can be calculated by adding weight times household size, for all occupied units.

---

**Poverty status.** The poverty data differ from official poverty estimates in two important respects:

(1) Interest in housing affordability made it appropriate for AHS to adopt a poverty definition based on household income. The official method is based on the income of families, and of individuals living without relatives. (Under the official approach, the poverty status of two unrelated individuals living together would be determined by comparing the income of each individual to the one-person poverty threshold. The result might be that both were in poverty, both were out of poverty, or one was in poverty and one was not. In the AHS books, their poverty status was determined by comparing their combined income to the two-person poverty threshold.) The effect of using household income is to count about 6 percent fewer people in poverty than the official estimate. See “Technical Paper X, *Effect of Using a Poverty Definition Based On Household Income*,” U.S. Department of Health, Education, and Welfare, 1976.

(2) The official poverty estimates are based on the March supplement to the Current Population Survey. Income questions in that survey are very detailed, and measure income received during the previous calendar year. Income questions in the AHS are much less detailed, and measure income received during the 12 months just before the interview. Because interviews were conducted over several months, the AHS income measures do not pertain to a fixed period.

The poverty thresholds are based on the Department of Agriculture’s 1961 Economy Food Plan and reflect different consumption requirements by number of adults and children. They consider only money income (see Income), not assets or benefits in kind, such as housing subsidies. The poverty thresholds are updated every year to reflect changes in the Consumer Price Index (CPI). The official thresholds are below in Table C.

Note that in the official poverty thresholds, elderly are expected to need less than nonelderly in the one- to two-person groups. Also note that an all-adult household is

expected to need less than the same size household where one member is a child, but if additional members are children, costs go down again.

These official poverty thresholds are different from the poverty guidelines published for program purposes by the U.S. Department of Health and Human Services (HHS) on March 10, 1997, *Federal Register*, Volume 62, page 10,857. (Guidelines are 15 percent higher in Hawaii, and 25 percent higher in Alaska than shown below.)

HUD “very low income limits” (the L50 series) for four-person *households* are 50 percent of median family income for families in each metropolitan area or nonmetropolitan county. The HUD income limits vary among areas, and the average national HUD income limits in 1997 are shown (local details are at [www.huduser.org/data/factors.html](http://www.huduser.org/data/factors.html)).

The HUD adjustments for household size in the L50 series are very roughly based on national average differences in housing cost. The HUD limits have smaller adjustments than the official and HHS poverty thresholds, which are based on food cost. Housing cost does not vary as much as food does between small and large households. Academic research suggests even the HUD adjustments may be too large; see van Praag, “The Relativity of the Welfare Concept,” in Nussbaum and Sen, *Quality of Life*, Oxford University Press, 1993, page 374, which suggests 6 percent adjustments per person instead of HUD’s 10 percent and 8 percent adjustments.

*Microdata.* Not applicable; may be calculated by comparing current or past income to the thresholds.

**Present and previous units.** The present unit is the one occupied by the householder or respondent at the time of the interview. The previous unit is the one from which the householder or respondent moved. If the householder or respondent moved more than once during the 12 months prior to the date of the interview, the previous unit is the one from which they last moved.

Table C. **Income Thresholds**

| Total persons                        | HUD average limits (L50) Oct. 1998 to Sept. 1999 | HHS guidelines Mar. 1999 to Mar. 2000 | Poverty thresholds, January 1999 to December 1999 |                                   |        |        |        |        |        |        |        |           |  |  |
|--------------------------------------|--|---------------------------------------|---|-----------------------------------|--------|--------|--------|--------|--------|--------|--------|-----------|--|--|
|                                      |  |                                       | Weighted average                                  | Number of children under 18 years |        |        |        |        |        |        |        |           |  |  |
|                                      |  |                                       |   | None                              | 1      | 2      | 3      | 4      | 5      | 6      | 7      | 8 or more |  |  |
| 1 person . . . . .                   | 16,730   | 8,240                                 | 8,501   |                                   |        |        |        |        |        |        |        |           |  |  |
| Householder 65 years and over . . .  | 16,730   | 8,240                                 | 7,990   | 7,990                             |        |        |        |        |        |        |        |           |  |  |
| Householder under 65 years . . . . . | 16,730   | 8,240                                 | 8,667   | 8,667                             |        |        |        |        |        |        |        |           |  |  |
| 2 persons . . . . .                  | 19,120   | 11,060                                | 10,869  |                                   |        |        |        |        |        |        |        |           |  |  |
| Householder 65 years and over . . .  | 19,120   | 11,060                                | 10,075  | 10,070                            | 11,440 |        |        |        |        |        |        |           |  |  |
| Householder under 65 years . . . . . | 19,120   | 11,060                                | 11,214  | 11,156                            | 11,483 |        |        |        |        |        |        |           |  |  |
| 3 persons . . . . .                  | 21,510   | 13,880                                | 13,290  | 13,032                            | 13,410 | 13,423 |        |        |        |        |        |           |  |  |
| 4 persons . . . . .                  | 23,900   | 16,700                                | 17,029  | 17,184                            | 17,465 | 16,895 | 16,954 |        |        |        |        |           |  |  |
| 5 persons . . . . .                  | 25,810   | 19,520                                | 20,127  | 20,723                            | 21,024 | 20,380 | 19,882 | 19,578 |        |        |        |           |  |  |
| 6 persons . . . . .                  | 27,720   | 22,340                                | 22,727  | 23,835                            | 23,930 | 23,436 | 22,964 | 22,261 | 21,845 |        |        |           |  |  |
| 7 persons . . . . .                  | 29,640   | 25,160                                | 25,912  | 27,425                            | 27,596 | 27,006 | 26,595 | 25,828 | 24,934 | 23,953 |        |           |  |  |
| 8 persons . . . . .                  | 31,550   | 27,980                                | 28,967  | 30,673                            | 30,944 | 30,387 | 29,899 | 29,206 | 28,327 | 27,412 | 27,180 |           |  |  |
| 9 or more <sup>1</sup> . . . . .     | 33,460   | 30,800                                | 34,417  | 36,897                            | 37,076 | 36,583 | 36,169 | 35,489 | 34,554 | 33,708 | 33,499 | 32,208    |  |  |

<sup>1</sup>HUD and HHS limits continue rising with higher household sizes, at the same rate shown.  
Source: U.S. Census Bureau, Current Population Survey.

**Previous home owned or rented by someone who moved here.**

*Books.* These data are shown for units where the householder moved within the United States during the past year.

*Microdata.* Data are shown for units where anyone in the present household moved within the United States during the past year.

**Previous occupancy.** The statistics presented are restricted to housing units built in 1990 or later. "Previously occupied" indicates that some person or people not now in the household occupied the housing unit prior to the householder or other related household members' occupancy. "Not previously occupied" indicates that either the householder or some other current household member was the first occupant of the housing unit.

**Primary metropolitan statistical areas.** See "Metropolitan areas."

**Primary mortgage.** Detailed information on mortgages was collected in the AHS on the first three mortgages reported, even if the unit had four or more mortgages. On the basis of this information, one of the mortgages was considered to be primary. The definition of the primary mortgage may not agree with legal definitions of a "first mortgage," which would be paid first after a foreclosure.

If there is only one mortgage, it is primary. If two or more mortgages exist, the following hierarchy was used (1) Federal Housing Administration (FHA), Veterans Administration (VA), or Farmers Home Administration (FmHA) mortgage; (2) assumed mortgage; (3) mortgage obtained first; (4) largest initial amount borrowed.

**Primary source of water and water supply stoppage.**

A *public system or private company* refers to any source supplying running water to six or more housing units. The water may be supplied by a city, county, water district, or private water company, or it may be obtained from a well that supplies six or more housing units. An *individual well* that provides water for five or fewer housing units is further classified by whether it is *drilled* or *dug*. Water sources such as springs, cisterns, streams, lakes, or commercial bottled water are included in the *other* category.

Water supply stoppage means that the housing unit was completely without running water from its regular source. Completely without running water means that the water system servicing the unit supplied no water at all; that is, no equipment or facility using running water (in kitchen and bathroom sinks, shower, in bathtub, flush toilet, dishwasher, and other similar items) had water supplied to it, or all were inoperable. The reason could vary from a stoppage because of a flood or storm, to a broken pipe, to a shutdown of the water system, to a failure to pay the bill, or other reasons.

Data on water supply stoppage are shown if they occurred in the 3 months prior to the interview, or while the household was living in the unit if less than 3 months, and if the breakdown or failure lasted 6 consecutive hours or more. Housing units with water supply stoppage also are classified according to the number of times the stoppages occurred.

**Principal.** See "Total outstanding principal amount."

---

**Problems.** See “Neighborhood conditions and neighborhood services,” “Physical problems,” “Poverty status.”

**Property insurance.** This item refers to insurance on the structure and/or its contents (such as furniture, appliances, or clothing) and usually contains some liability insurance. Renters usually do not have property insurance, but its cost is counted if they do have it. The total cost is the most recent yearly cost for which the occupants have actually been billed. Yearly cost was divided by 12 before calculating a monthly median cost. Medians for property insurance are rounded to the nearest dollar.

**Public elementary school.** See “Educational attainment” and “Neighborhood conditions and neighborhood services.”

**Purchase price.** The purchase price refers to the price of the house or apartment and lot at the time the property was purchased. Closing costs are excluded from the purchase price, and for mobile homes, the value of the land is excluded. In the books, the median purchase price is rounded to the nearest dollar.

**Quality.** See “Neighborhood conditions and neighborhood services,” “Physical problems,” “Selected amenities,” “Selected deficiencies.”

**Questionnaire.** Computer Assisted Personal Interviewing (CAPI) was introduced in 1997, eliminating paper questionnaires. See the discussion under the topic “Computer assisted interviewing” in Appendix C. A copy of the questions used in the laptop can be obtained in Volume 3 of the *Codebook for the American Housing Survey*. For copies, call HUD User at 800-245-2691 or the American Housing Survey at 301-457-3235.

**Race.** In the books, the classification of “race” refers to the race of the householder occupying the housing unit. The concept of race as used by the Census Bureau does not denote a clear-cut scientific definition of biological stock. Race was determined on the basis of a question that asked for self-identification of a person’s race. For respondents who refused to answer, the interviewer decided on a race only for people she or he saw; others are imputed by computer. For mixed-race answers, respondents are asked for the race most closely identified with, respondents are asked for the mother’s race, or the first race mentioned is used, in that order of priority.

Hispanic is considered an ethnic origin rather than a race and is tallied separately. Most Hispanics report themselves as White, but some report themselves as Blacks or other categories. Figures are given for race and ethnicity in Table 2-1.

Revisions to the OMB Statistical Policy Directive 15 designate five races (White, Black or African American, American Indian or Alaska Native, Asian, and Native Hawaiian or other Pacific Islander) and two ethnic origins (Hispanic or Latino and not Hispanic or Latino). The AHS will adopt the new terminology in 2003.

### **Ratio of value to current income.**

*Books.* The ratio of value to current income was computed by dividing the value of the housing unit by the total current (family) income (see definition of current income). The ratio was computed separately for each housing unit and was rounded to the nearest tenth. For value and current income, the dollar amounts were used. Units occupied by individuals who reported no income or a net loss compose the category “zero or negative income.” Medians for the ratio of value to current income are rounded to the nearest tenth.

*Microdata.* Not applicable; can be calculated from value and income.

**Real estate taxes.** This item includes special assessments, school taxes, county taxes, and any other real estate taxes. Excluded are payments on delinquent taxes due from prior years. Rebates are subtracted from the total. When the real estate taxes are included with the mortgage, a separate amount for the taxes is obtained. To determine average monthly cost, yearly cost was divided by 12. In the books, medians for real estate taxes are rounded to the nearest dollar.

**Reasons for leaving previous unit.** These data are shown for units where the respondent moved during the 12 months before the interview. The distribution may not add to the total, because the respondent was not limited to one reason.

*Private displacement* includes situations in which a private company or person wanted to use the housing unit for some other purpose (to develop the land or building commercially, to occupy the unit, to convert the unit to a condominium or cooperative, or to make repairs and renovate the unit).

*Government displacement* means the respondent was forced to leave by the government (local, state, or federal), because it wanted to use the land for other purposes (to build a road or highway, for urban renewal or other public activity, because the building was condemned, or some other reason).

*Disaster loss* includes damage by a tornado, storm, flood, earthquake, fire, landslide or other similar occurrences.

*New job or job transfer* indicates that the respondent moved to begin a new job or was transferred from the previous location to the present location.

*To be closer to work/school/other* means that the respondent moved because commuting was too far and respondent wanted to live closer to work, school, or some other commuting purpose.

*Other, financial/employment related* refers to financial or employment related reasons, such as wanting to look for a new or different job, because the person entered or left the U.S. Armed Forces, retired, or some other financial/employment reason.

*To establish own household* means that the respondent left a previous residence (parent's home, rooming or boarding house, or shared apartment) to establish own household.

*Needed larger house or apartment* refers to moves that were necessary because of crowding or for aesthetic reasons.

*Married, widowed, divorced, or separated* is marked if the respondent moved because of marital reasons.

*Other, family/personal related* indicates that the respondent moved because of family or personal reasons such as wanting to live closer to relatives.

*Wanted better home* was marked if the respondent moved because the previous residence was too old, run-down, in need of too many repairs or if there was nothing wrong with the previous home, but the respondent simply wanted to move to a better one.

*Change from owner to renter, or change from renter to owner* indicates a change in tenure.

*Wanted lower rent or less expensive maintenance* indicates that the respondent moved because the rent (or mortgage) payments were too high at the previous residence or that the taxes or upkeep were too high.

*Other housing related reasons* includes such reasons as respondent wanted larger yard, different zoning, or wanted a better investment.

*Other* includes examples such as respondent wanted a change in climate, neighborhood crime problem, racial or ethnic composition of neighborhood.

See also "Choice of present home and home search" and "Choice of present neighborhood and neighborhood search."

**Recent movers.** Data for recent movers are shown for two categories of movers: (1) units where the householder moved into the present unit during the 12 months prior to the interview (shown as a column in most tables, and in Table 10 of each chapter) and (2) units where the respondent moved into the present housing unit during the 12 months prior to the interview (Table 11 of each chapter). In most cases, the two groups represent the same households.

Microdata also show moves of other household members.

**Recent movers comparison to previous home.** This item is based on the respondent's comparison between the present unit and previous unit as to which was better.

**Recent movers comparison to previous neighborhood.** This item is based on the respondent's comparison between the present neighborhood and the previous neighborhood as to which was better. The definition of neighborhood is whatever the respondent considers it to be.

**Regions.** States contained in each region are as follows:

*Northeast.* Maine, New Hampshire, Vermont, Massachusetts, Rhode Island, Connecticut, New York, Pennsylvania, and New Jersey.

*Midwest.* Ohio, Indiana, Illinois, Michigan, Wisconsin, Minnesota, Iowa, Missouri, Kansas, Nebraska, North Dakota, and South Dakota.

*South.* Delaware, Maryland, District of Columbia, Virginia, West Virginia, North Carolina, South Carolina, Georgia, Florida, Alabama, Mississippi, Tennessee, Kentucky, Arkansas, Louisiana, Oklahoma, and Texas.

*West.* Montana, Wyoming, Colorado, New Mexico, Arizona, Utah, Idaho, Alaska, Washington, Oregon, Nevada, California, and Hawaii.

**Remaining years mortgaged.** The owner or owner's spouse was asked the length of time it would take to pay off the loan at the current payments. The response reflects the amortization schedule. For example, in many balloon mortgages the initial monthly payments are calculated to pay off the loan in 30 years, though the mortgage is due in 5 years, and the 60th payment is very large. Such a mortgage would count here as 30 years, not 5 years, minus whatever number of years have passed. In the books, medians for remaining years mortgaged are rounded to the nearest year.

**Rent paid by lodgers.** This item refers to regular, fixed rent: a set amount of money, billed or charged, which is paid at regular intervals by a lodger (usually weekly or monthly) to a member of the household. This category is restricted to lodgers who are 16 years and older, nonrelatives of the householder, and people who are not spouses of a co-owner or co-renter, not children of a co-owner or co-renter, and not a co-owner or co-renter themselves. Medians for rent paid by lodgers are rounded to the nearest dollar.

**Rent reductions.** *Rent control* means that increases in rent are limited by state or local law. The jurisdiction, state or local agency, mandates that rent increases may not exceed some level, or must be approved by the government. This category does not include limits that HUD puts on all rental projects insured by the Federal Housing Administration.

A housing unit is classified as being in a *public housing* project if the unit is owned by any local or state government agency, and operated as public housing. These organizations may receive subsidies from the federal or state government, but the local agency owns the property.

A housing unit is classified as having a subsidy if the household pays a lower rent because a federal, state, or local government program pays part of the cost of construction, mortgage, or operating expenses. These programs include rental assistance programs where part of the rent for low-income families is paid by HUD, and direct loan programs of HUD and the Department of Agriculture



---

for reduced cost housing. Units requiring income verification are usually subsidized. Many households in these programs apply through the public housing authority, and misreport themselves in public housing. Others do not think of their units as subsidized, and misreport themselves as unsubsidized.

Subsidies for homeowners, including HUD subsidies for cooperatives, are not counted, since the questions are asked only of renters.

**Renter maintenance quality.** Renters were asked their opinion of owner's response time and if owners were polite and considerate for maintenance and repairs of major and minor problems. The definition of a major or minor problem was left up to the discretion of the respondent. Satisfaction was measured by the following choices: "usually," "not usually," "very mixed," "haven't needed any," and "landlord not responsible for maintenance." When problems occurred, renters were asked if problems were solved quickly once repairs started.

### **Replacements and additions.**

*Books.* To be published later.

*Microdata.* The statistics refer to within 2 years prior to the interview and are restricted to owner-occupied units. The respondents were first asked if, in the last 2 years has there been a major disaster, such as an earthquake, tornado, hurricane, landslide, fire, or flood that required them to make extensive repairs to their home. Only if the damage involved at least 2 rooms or a majority of the home were replacements and additions counted as disaster required repairs.

Respondents were asked to name major repairs made within the last 2 years. Also, they were asked if the repair was a replacement or an addition, if someone in the household did the work, and the cost of the repair.

The microdata file shows the total number of replacements/additions reported by all households, and the total cost of these replacements/additions. Each household could name as many as 74 jobs done in their home.

Questions were asked about where the work was done, if any rooms were created or attached, and if the bathroom or kitchen had been remodeled within the last 2 years.

Respondents also were asked if they added or replaced their roof, siding, interior water pipes; electrical wiring, fuse boxes or breaker switches; doors or windows; plumbing fixtures such as sinks or bath tubs; insulation; wall to wall carpeting, flooring; paneling or ceiling tiles; air conditioning; built in heating equipment; septic tank; water heater; dishwasher, garbage disposal; driveways or walkways; fencing or walls; patio, terrace or detached deck; swimming pool, tennis court and other recreational structures; shed, detached garage or other buildings.

The microdata file also includes information about whether the household got a low interest loan or grant to pay for repairs and the amount spent in a typical year on routine repairs and maintenance.

**Reverse annuity mortgages.** These were defined to the respondent as "reverse annuity mortgage or home equity conversion mortgage." These mortgages involve borrowing against home equity for retirement or income and sometimes do not need to be repaid until after the owner's death.

**Rooms.** The respondent was asked to report all rooms in the housing unit. The interviewer then coded the responses into different categories. Rooms counted include whole rooms used for living purposes, such as bedrooms, living rooms, dining rooms, kitchens, recreation rooms, permanently enclosed porches that are suitable for year-round use, lodgers' rooms, and other finished rooms. Also included are rooms used for offices by a person living in the unit. Median for rooms is rounded to the nearest tenth (see Medians).

A dining room, to be counted, must be a separate room. It must be separated from adjoining rooms by built-in archways or walls that extend at least 6 inches from an intersecting wall. Half walls or bookcases count if built-in. Movable or collapsible partitions or partitions consisting solely of shelves or cabinets are not considered built-in walls.

Bathrooms, laundry rooms, utility rooms, pantries, and unfinished rooms are not counted as rooms.

**Rooms used for business.** A room used for business or office space is a room set up for use as an office or business such as rooms for: a business owner, contract worker, self-employed person, commercial use (such as daycare or catering) or regular job.

The question asked if rooms were exclusively used for business space. Followup questions asked if there is direct access to the outside without going through any other room and whether the space is used both as business space and for personal use. See also "Other activities on property."

**Routine maintenance in last year.** Routine maintenance consists of regular maintenance activities necessary for the preventive care of the structure, property and fixed equipment items. Included are such things as painting, papering, floor sanding, restoring of some shingles, fixing water pipes, replacing parts of large equipment, such as furnace, repairing fences, gutters, sidewalks, decks or patios, removing dangerous trees, termite inspection. Housecleaning is not included. Routine maintenance does not include work reported under the section on repairs, improvements, and alterations. Medians for routine maintenance are rounded to the nearest dollar.

**Rural.** See "Urban and rural residence."

---

**Safety of primary source of water.** Water was considered safe (consumable or potable) if the main water source was used or could be used for drinking. The respondent was not asked what source was used by the household for drinking but whether or not the main water source was safe for cooking and drinking. This item excludes units where the primary source of household water was commercial bottled water.

**Sample size.** The sample size is the unweighted count of the actual sample cases. See Appendix B in this report for an explanation of sample design.

**Savings.** See “Amount of savings and investments.”

**Schools.** See “Educational attainment” and “Neighborhood conditions and neighborhood services.”

**Seasonal units.** See “Vacancy, seasonality, and marketing.”

#### **Selected amenities.**

*Porch, deck, balcony, or patio* is counted if it is attached to the sample unit, not just to the building or free standing. Porches may be enclosed or open. The porch, deck, balcony, or patio is only counted if it is at least 4 feet by 4 feet.

*Usable fireplace.* Excludes the following: fireplaces that have been blocked off or whose chimney or flue has been filled, decorative or artificial fireplaces and wood stoves, even if shaped like a fireplace, like a Franklin stove. Free-standing fireplaces are included in this item.

*Separate dining room.* A separate dining room is an area separated from adjoining rooms by archways or wall that extend at least 6 inches from an intersecting wall. See “Rooms.”

*Living rooms, recreation rooms, etc.* Includes family rooms, dens, recreation rooms and/or libraries.

*Garage or carport.* The garage or carport is only counted if it is on the same property, though not necessarily attached to the house. Off-street parking includes driveway or parking lot privileges that are paid for as part of the rent or owned with the unit. Data on garage or carport are not collected for occasional-use vacant units and other vacant units.

See also “Overall opinion of structure.”

#### **Selected deficiencies.**

*Signs of mice or rats.* The statistics on signs of mice or rats refer to respondents who reported seeing mice or rats or signs of mice or rats inside the house or building during the 3 months prior to interview or while the household was living in the unit if less than 3 months. Signs of mice or rats include droppings, holes in the wall, or ripped or torn food containers.

*Holes in floors.* Respondents were asked about holes in the interior floors of the unit. The holes may or may not go all the way through to a lower floor or to the exterior of the unit. The holes are only counted if large enough for someone to trip in.

*Open cracks or holes (interior).* Statistics are presented on open cracks or holes in the interior wall or ceilings of the housing unit. Included are cracks or holes that do not go all the way through to the next room or to the exterior of the housing unit. Hairline cracks or cracks that appear in the walls or ceilings but are not large enough to insert the edge of a dime, are not counted. Very small holes caused by nails or other similar objects are also not counted.

*Broken plaster or peeling paint (interior).* The area of peeling paint or broken plaster must be on the inside walls or ceilings and at least one area of broken plaster or peeling paint must be larger than 8 inches by 11 inches.

*Electric wiring.* A housing unit is classified as having exposed electric wiring if the unit has any wiring that is not enclosed, either in the walls or in metal or plastic coverings. Excluded are appliance cords, extension cords, chandelier cords, and telephone, antenna, or cable television wires.

*Electric wall outlets.* A housing unit is classified as having rooms without electric wall outlets if there is not at least one working electric wall outlet in each room of the unit. A working electric wall outlet is one that is in operating condition; that is, it can be used when needed. If a room does not have an electric wall outlet, an extension cord used in place of a wall outlet is not considered to be an electric wall outlet.

#### **Sewage disposal and sewage disposal breakdowns.**

A *public sewer* is connected to a city, county, sanitary district, neighborhood, or subdivision sewer system, serving six or more units. A *septic tank or cesspool* is an underground tank or pit used for disposal of sewage (serving five or fewer units). A *chemical toilet*, which may be inside or outside the unit, uses chemicals to break down or dissolve sewage. Housing units for which sewage is disposed of in some other way are included in the *Other* category.

The data on breakdowns in the means of sewage disposal are limited to housing units in which the means of sewage disposal was a public sewer, septic tank, or cesspool. Breakdowns refer to situations in which the system was completely unusable. Examples include septic tank being pumped because it no longer perked, tank collapsed, tank exploded, sewer main broken, sewer treatment plant not operating as a result of electrical failure or water service interruption.

Data on breakdowns are shown if they occurred in the 3 months prior to the interview or while the household was living in the unit if less than 3 months, and if the

---

breakdown lasted 6 consecutive hours or more. Housing units with a breakdown in sewage disposal also are classified according to the number of breakdowns.

See also “Painted surfaces.”

**Sharing.** See “Cost and ownership sharing” and “Time sharing.”

**Single children under 18 years old.** See “Household composition.”

**Site placement.** This item is collected for mobile homes. “Site” refers to location (other than the manufacturer’s or dealer’s lot) and not necessarily a mobile home park site. The mobile home was not necessarily occupied at each site, as long as it was set up for occupancy.

**Source of drinking water.** The statistics presented are restricted to units where the respondents answered that their primary source of drinking water was not safe to drink. Units where the primary source of water was commercial bottled water were excluded. See “Primary source of water.”

**Specified owner and renters.** See “Monthly housing costs.”

**Square feet per person.**

*Books.* Square feet per person is computed for each single-family detached housing unit and mobile home by dividing the square footage of the unit by the number of people in the unit. The figures shown refer to the number of housing units having the specified square feet per person. Median square footage is rounded to the nearest foot.

*Microdata.* Not applicable.

**Square footage of unit.** Housing size is shown for single family detached housing units and mobile homes. Excluded from the calculation of square footage are unfinished attics, carports, attached garages, porches that are not protected from weather (such as screened porches), and mobile home hitches. Both finished and unfinished basements are included. Median square footage is rounded to the nearest foot. Square footage is based on the respondent’s estimate of the size of the unit.

**Stories between main and apartment entrances.** Data are presented for multiunit structures with two or more floors and are concerned with the number of floors from the main entrance level of the building to the main entrance of the unit. “Same floor” indicates that the main entrance of the sample unit is on the same level as the main entrance that residents use to enter the building.

**Stories in structure.** The statistics are presented for all housing units, except for mobile homes. Any basement is included, whether finished or not. Finished attics also are included; unfinished attics are not. For split levels and bilevels, the number of stories is determined by the highest number of floors that are physically over each other.

**Structure type of previous residence.** These data are shown for householders who moved within the United States during the previous 12 months. They are based on the respondent’s classification.

**Subsidies.** See “Rent reductions.”

**Suburbs.** Suburbs are defined in the AHS as the portion of each metropolitan area that is not in any central city. See also “Central cities” and “Metropolitan areas.”

**Suitability for year-round use.** See “Vacancy, seasonality, and marketing.”

**Supplemental heating equipment.** Additional heating equipment for a heated area of the housing unit.

**Taxes.** See “Annual taxes paid per \$1,000 value” and “Real estate taxes.”

**Tenure.** Any housing unit is *owner occupied* (including a cooperative or condominium unit) if someone whose name is on the deed, mortgage, or contract to purchase, lives in the unit. Units where the elderly “buy” a unit to live in for the remainder of their lives, after which it reverts to the seller, are considered owner-occupied. All other occupied housing units are classified as *renter occupied* units, including units rented for cash, if occupants or others pay some rent, and/or occupied without payment of cash rent, such as a life tenancy or a unit that comes free with a job. Households who do not pay cash rent may still pay utilities.

**Tenure of previous unit.** These data are shown for householders who moved within the United States during the 12 months prior to the interview. The previous unit was owner occupied if the owner or co-owner lived in the unit. All other previous units were renter occupied.

**Term of primary mortgage at origination or assumption.** Term is the number of years from the date the present owner-occupants first obtained the present mortgage to the date the last payment is due according to the terms of the contract. On a balloon mortgage this term may be short, and the last payment very large. In the books, medians for term of primary mortgage are rounded to the nearest year.

**Total outstanding principal amount.**

*Books.* The statistics shown represent the total amount of principal that would have to be paid off if the loans were paid off in full on the date of interview. The formula used to calculate the outstanding principal amount does not take into account the fact that some households make additional principal payments. The resulting data, therefore, may be an overestimate of the total outstanding principal. In the books, medians for outstanding principal amount are rounded to the nearest dollar. The data include all regular mortgages but exclude home equity loans.

*Microdata.* Not applicable.

---

**Trash, litter, or junk on streets or any properties.**

The respondent was asked if there was trash, litter, or junk in the streets, roads, empty lots, or on any properties within 300 feet of the building. Major accumulation includes tires, appliances or large amounts of trash accumulated over a period of time. Minor accumulation includes small amounts of paper, cans, or bottles that do not give the impression of long neglect. The property on which the sample unit is located is included.

**Trucks.** See “Cars and trucks available.”

**Type of primary mortgage.** The federal government agencies that currently insure or guarantee mortgages or similar debts include the Federal Housing Administration (FHA), the Department of Veterans Affairs (VA), and the Farmers Home Administration (FmHA). Mortgage insurance is a promise to pay the lender’s losses in case the borrower fails to keep up the required mortgage payments and defaults on the loan. Such insurance protection is offered by the Government, acting as an insurance agent, and by private mortgage insurance companies. Mortgage loans that are not insured or guaranteed by these government agencies are referred to as “conventional” mortgages. Conventional mortgages, including mortgages insured or guaranteed by state or local governments, are shown as “Other types.”

**Units.** See “Housing unit,” “Occupied housing units,” “Vacancy, seasonality, and marketing.”

**Units in structure.** In determining the number of housing units in a structure, all units, occupied and vacant, were counted. The statistics are presented for the number of housing units, not the number of residential structures. A structure either has open space on all sides or is separated from other structures by dividing walls that extend from ground to roof.

Structures containing only one housing unit are further classified as: detached if it has open space on all four sides, or attached if it has unbroken walls extending from ground to roof that divide it from other adjoining structures, as in many rowhouses or townhouses. If a unit shares a furnace or boiler with adjoining units, then the walls are pierced by pipes or ducts, and all the units thus joined are included in one structure.

Mobile homes are shown as a separate category (see “Mobile homes”).

**Urban and rural residence.** As defined for the 1980 census, urban housing comprises all housing units (a) in urbanized areas and (b) in *places* (see Places) of 2,500 or more inhabitants outside urbanized areas, but excluding housing units in the rural portions of extended cities.

Housing units not classified as urban are rural housing.

**Urbanized areas.** In the 1980 census, each urbanized area comprised an incorporated place and adjacent densely settled area (1.6 or more people per acre, or 1,000 or

more people per square mile) that together had at least 50,000 population. It also included some less dense adjacent land such as industrial parks and golf courses inside city limits.

More information on urbanized areas and the historical development of the urban-rural definition appears in the 1980 Census of Population reports, *Characteristics of the Population, Number of Inhabitants*, PC80-1-A.

**Utilities.** See “Monthly costs for electricity and gas.”

**Vacancy, seasonality.** A housing unit is vacant if no one is living in it at the time of the interview, unless its occupants are only temporarily absent. In addition, housing units where all the occupants have a usual residence elsewhere are grouped with vacant units.

**Year-round housing units.** This includes all units occupied by people as their usual residence, regardless of design, and all vacant units that are intended by the owner for occupancy at all times of the year. For example, if a unit in a resort area is intended for occupancy in all seasons, it is a year-round unit.

**For rent.** Owners of some units offer them for rent. Other owners solicit offers either *for rent* or *for sale*. When separate categories for these are not shown, they are both included in *for rent*, as in the rental vacancy rate.

**Rental vacancy rate.** The rental vacancy rate is the number of vacant year-round units for rent as a percent of the total rental inventory; i.e., all renter-occupied housing units and all year-round vacant housing units for rent or rented, not occupied.

**For sale only.** Units “for sale only” are offered for sale, and the owner does not solicit renter-occupants, even though the owner might eventually rent the unit.

**Rented or sold.** If any money rent has been paid or agreed upon, but the new renter has not moved in as of the date of the interview, or if the unit has recently been sold, but the new owner has not yet moved in, the unit is classified as rented or sold.

**Occasional use.** These are units held for weekend or other occasional use throughout the year. Second homes may be classified here or as seasonal.

**URE.** These are temporarily occupied by persons with Usual Residence Elsewhere. If all people in a housing unit usually live elsewhere, the unit is classified as vacant. For example, a beach cottage occupied at the time of the interview by a family that has a usual residence in the city is included in the count of vacant units. Their home in the city or the home of a comparable vacationing family also can be in the AHS sample and would be reported as occupied since the occupants are only temporarily absent. URE units also may be classified in any of the vacancy categories: seasonal or for sale.

---

*Other vacant.* This category includes units held for settlement of an estate, units held for occupancy by a caretaker or janitor, and units held for personal reasons of the owner.

*Seasonal units* are intended by the owner to be occupied during only certain seasons of the year. They are not anyone's usual residence. A seasonal unit may be used in more than one season; for example, for both summer and winter sports. Published counts of seasonal units also include housing units held for occupancy by migratory farm workers. While not currently intended for year-round use, most seasonal units could be used year-round; see the next item.

*Suitability for year-round use.* For vacant housing units that are not intended by their current owners for year-round use (seasonal and migratory), the respondent was asked whether the construction and heating of the housing unit made it suitable for the unit to be occupied on a year-round basis. A housing unit is suitable for year-round use if it is built as a permanent structure, properly equipped, insulated, and heated as necessitated by the climate.

*Time sharing.* This item is restricted to vacant housing units, including units temporarily occupied by people who have usual residences elsewhere. Time sharing is a form of ownership in which a single property is owned by multiple owners. Each is entitled to occupy the unit for a limited period of time. The number of years of ownership may vary depending on the terms of the contract. Participants in time-sharing ownership usually, but not always, receive a deed of ownership.

*Duration of vacancy* refers to the length of time (in months) from the date the last occupants moved from the housing unit to the date of the interview. The data, therefore, do not provide a direct measure of the total length of time that units remain vacant. For newly constructed units that have never been occupied, the duration of vacancy is counted from the date construction was completed. For recently converted or merged units, the time is reported from the date that conversion or merger was completed.

*Last used as a permanent residence.* The statistics refer to the length of time (in months) since units that are currently seasonal vacant were last used as a permanent residence, and is measured as of the date of interview. Units that have always been used for short-term or seasonal occupancy, are classified as *Never occupied as permanent home*.

*Comparability.* There may be differences between the AHS and other surveys that present vacancy rates. The differences may be attributed to such factors as differing interview periods, survey designs, survey techniques, and processing procedures, as well as differences in concepts and definitions. In addition, there are sampling and nonsampling errors.

**Value.** Value is the respondent's estimate of how much the property (house and lot) would sell for if it were for sale. Any nonresidential portions of the property, any rental units, and land cost of mobile homes, are excluded from the value. For vacant units, value represents the sale price asked for the property at the time of the interview, and may differ from the price at which the property is sold. In the books, medians for value are rounded to the nearest dollar.

See also "Ratio of value to current income."

**Water.** See "Plumbing facilities," "Primary source of water and water supply stoppage," "Safety of primary source of water," "Source of drinking water."

**Water leakage during last 12 months.** Data on water leakage are shown if the leakage occurred in the 12 months prior to the interview or while the household was living in the unit if less than 12 months. Housing units with water leakage are classified by whether the water leaked in from inside or outside the building and by the most common areas (roof, basement, walls, closed windows, or doors) or reasons (fixtures backed up or overflowed or pipes leaked) of water leakage.

**Work.** See "Income" and "Journey to work."

**Year householder moved into unit.** The data are based on the information reported for the householder and refer to the year of latest move. Thus, if the householder moved back into a housing unit previously occupied, the year of the latest move was to be reported. If the householder moved from one apartment to another in the same building, the year the householder moved into the present unit was to be reported. The intent is to establish the year present occupancy by the householder began. The year the householder moves is not necessarily the same year other members of the household move; although, in the great majority of cases the entire household moved at the same time. In the books, the median year householder moved into unit is rounded to the nearest year.

See also "Year structure built."

**Year primary mortgage originated.** The year the primary mortgage was originated is the year the mortgage was signed (see Primary mortgage). In the books, medians for year primary mortgage originated are rounded to the nearest year.

**Year structure built.** Year structure built represents the respondent's estimate of when the building was first constructed, not when it was remodeled, added to, or converted. The figures refer to the number of housing units in structures built during the specified periods and in existence at the time of the interview. For mobile homes, the manufacturer's model year was assumed to be the year built. For mobile homes, the year the householder moved in can be earlier than the year the structure was built because the mobile home site, not the mobile home itself,

---

is in sample. The householder could have replaced an older mobile home with a newer model. In the books, median year built is rounded to the nearest year.

**Year unit acquired.** The year the unit was acquired or inherited refers to the year in which the present owner acquired or inherited the house or apartment; for example, the year the contract was signed. This date may

be different from the date when the occupants moved in. If the land and building were bought at different times, the year the building was acquired was recorded. If there was a land contract only, the year the contract was signed was recorded. In the books, median year acquired is rounded to the nearest year.

# Appendix B.

## Metropolitan and National Sample Designs

---

### METROPOLITAN SAMPLE DESIGN

#### Sample Areas

The 1998 American Housing Survey Metropolitan Sample (AHS-MS) provides information on 15 metropolitan areas interviewed as part of the American Housing Survey (AHS), which was conducted by the U.S. Census Bureau for the Department of Housing and Urban Development. These metropolitan areas are:

- Baltimore, MD
- Birmingham, AL
- Boston, MA-NH
- Cincinnati, OH-KY-IN
- Houston, TX
- Minneapolis-St. Paul, MN-WI
- Norfolk-Virginia Beach-Newport News, VA-NC
- Oakland, CA
- Providence-Pawtucket-Warwick, RI-MA
- Rochester, NY
- Salt Lake City, UT
- San Francisco, CA
- San Jose, CA
- Tampa-St. Petersburg, FL
- Washington DC-MD-VA

Most of these metropolitan areas are consistent with the 1993 Office of Management and Budget (OMB) definitions of the metropolitan statistical area (MSA), consolidated metropolitan statistical area (CMSA), or primary metropolitan statistical area (PMSA) with the following exceptions:

- Cincinnati, OH-KY-IN does not include: Brown County, OH; Gallatin, Grant, and Pendleton Counties, KY; and Ohio County, IN, from the 1993 OMB definition for the Cincinnati, OH-KY-IN PMSA.
- Providence-Pawtucket-Warwick, RI-MA does not include: Little Compton town, and Tiverton town in Newport County, RI; and Fall River City, Somerset town, Swansea town, and Wesport town in Bristol County, MA, from the 1993 OMB definition for the Providence-Fall River-Warwick, RI-MA MSA.

- Washington DC-MD-VA does not include Clark, Culpeper, King George, and Warren Counties, VA; and Berkeley and Jefferson Counties, WV, from the 1993 OMB definition for Washington, DC-MD-VA-WV PMSA.

#### Interview Schedules

The metropolitan areas selected for AHS-MS are scheduled to be interviewed on a rotating basis about once every 6 years. The Census Bureau collected 1998 AHS-MS data between March and November of 1998. Initially, the sample in each metropolitan area was uniformly distributed throughout nine panels (panels 3 through 11).

Due to budget constraints, panels were dropped in the following metropolitan areas in 1998:

- In Boston, all units in panels 5, 9, and 11
- In Houston, all units in panels 5, 7, 9, and 11
- In Salt Lake City, half of panel 11

The cases in the nine panels were assigned to four clusters to be sent out for interview. Cluster 1 was made up of panels 3, 4, and 5; cluster 2 was made up of panels 6, 7, 8, and 9; cluster 3 and cluster 4 were made up of panels 10 and 11, respectively. Interviewing for cluster 1 began around March 1, 1998; interviewing for cluster 2 began as early as May 1, but no later than June 1; interviewing for cluster 3 began as early as September 1, but no later than October 1; and interviewing for cluster 4 started as early as October 1, but no later than November 1. All interviewing was completed by November 16, 1998.

#### Sample Size

Table D summarizes the interview activity for each of the metropolitan areas in this report series. The table provides the response rate, the number of eligible units (comprised of completed interviews and noninterviews), and the number of units visited but ineligible for interview.

#### Sample Selection

The 1998 AHS-MS sample consists of the following types of housing units:

- Housing units selected from the 1990 census
- New construction in areas that issue building permits
- Housing units missed in the 1990 census
- Other housing units added since the 1990 census

Table D. **Interview Activity for the 1998 American Housing Survey Metropolitan Areas**

| Metropolitan area                               | Response rate <sup>1</sup><br>(percent) | Eligible units |               |                              | Ineligible units <sup>3</sup> |
|---|---|----------------|---------------|------------------------------|-------------------------------|
|   |   | Total          | Interviewed   | Not interviewed <sup>2</sup> |                               |
| <b>1998 AHS-MS Total.....</b>                   | <b>92</b>                               | <b>69,320</b>  | <b>63,565</b> | <b>5,755</b>                 | <b>2,823</b>                  |
| Baltimore, MD .....                             | 92                                      | 4,527          | 4,179         | 348                          | 202                           |
| Birmingham, AL.....                             | 95                                      | 4,773          | 4,524         | 249                          | 291                           |
| Boston, MA-NH.....                              | 87                                      | 4,377          | 3,816         | 561                          | 149                           |
| Cincinnati, OH-KY-IN .....                      | 94                                      | 4,835          | 4,525         | 310                          | 206                           |
| Houston, TX.....                                | 93                                      | 4,525          | 4,230         | 295                          | 289                           |
| Minneapolis-St. Paul, MN-WI.....                | 91                                      | 4,611          | 4,191         | 420                          | 183                           |
| Norfolk-Virginia Beach-Newport News, VA-NC..... | 95                                      | 4,642          | 4,423         | 219                          | 213                           |
| Oakland, CA .....                               | 89                                      | 4,620          | 4,125         | 495                          | 130                           |
| Providence-Pawtucket-Warwick, RI-MA.....        | 91                                      | 4,569          | 4,179         | 390                          | 154                           |
| Rochester, NY .....                             | 91                                      | 4,594          | 4,204         | 390                          | 161                           |
| Salt Lake City, UT.....                         | 96                                      | 4,707          | 4,541         | 166                          | 169                           |
| San Francisco, CA.....                          | 89                                      | 4,642          | 4,110         | 532                          | 159                           |
| San Jose, CA .....                              | 89                                      | 4,644          | 4,122         | 522                          | 156                           |
| Tampa-St. Petersburg, FL.....                   | 89                                      | 4,581          | 4,059         | 522                          | 223                           |
| Washington DC-MD-VA.....                        | 93                                      | 4,673          | 4,337         | 336                          | 138                           |

<sup>1</sup>The response rate is computed by dividing the number of unweighted interviews by the total number of cases eligible for interview and multiplying by 100.

<sup>2</sup>Sample units were visited but occupants were not at home after repeated visits or were unavailable for other reasons.

<sup>3</sup>Sample units were visited but did not provide information relevant to the housing inventory. This category includes sample units that were found not to be in the sampling frame.

The Census Bureau initially grouped the housing units enumerated in the 1990 Census of Population and Housing in the United States into census blocks and divided these blocks into two frames: the unit/group quarters frame and the area frame. Two criteria distinguished to which frame a census block belonged: (1) the completeness of addresses in the block; and (2) whether the block was in an area that issued building permits for new construction at the time of the 1990 census. Four situations arose:

1. Most addresses within the census block were complete, and the block was located in an area that issued permits for new construction. These blocks were placed in the unit/group quarters frame.
2. Most addresses within the census block were complete, and the block was located in an area that did not issue permits for new construction. These blocks were placed in the area frame.
3. There were not enough complete addresses within the census block, and the block was located in an area that issued permits for new construction. These blocks were placed in the area frame.
4. There were not enough complete addresses within the census block, and the block was located in an area that did not issue permits for new construction. These blocks were also placed in the area frame.

The unit/group quarters frame was split into the unit frame and the group quarters frame by removing all group quarters and placing them in a separate frame. In addition, to coordinate with another Census Bureau survey, a subset

of census blocks in the unit frame that contained sample units selected by this other survey was moved to the area frame.

All new construction housing units that were built after the 1990 census in areas where construction of new homes was monitored by building permits were placed into a separate frame called the permit frame.

The Census Bureau selected a separate sample for each metropolitan area. Sampling operations for all frames were performed separately within a designated group of counties in each state. The size of the sample determined the overall sampling rate used to select the sample. Prior to the AHS-MS sample selection, other Census Bureau surveys sampled from each of the frames. Records selected by other surveys were removed from each of the frames to avoid having the same housing unit in sample for more than one survey. The Census Bureau selected the AHS-MS sample from the remaining records after adjusting the sampling ratio to reflect the removal of the other surveys' sample. Table E presents the percentage of AHS-MS sample drawn from each frame.

**Unit frame.** The Census Bureau stratified the 1990 census housing units by the central city and balance of the metropolitan area, by the rent or value of the unit, and by the number of rooms. A systematic sample of housing units was then selected across these strata.

**Group quarters frame.** In the first stage, the Census Bureau systematically sampled census blocks with a probability proportional to the group quarters measure of size. For institutional group quarters, the measure of size is always equal to one. For noninstitutional group quarters, the measure of size is a function of the number of people



Table E. **Percentage of 1998 AHS-MS Sample by Frame**

| 1998 AHS metropolitan areas                          | Unit frame | Group quarters frame | Permit frame | Area frame |
|--|------------|----------------------|--------------|------------|
| Baltimore, MD .....                                  | 84.8       | 0.6                  | 10.2         | 4.5        |
| Birmingham, AL.....                                  | 69.3       | 0.1                  | 11.1         | 19.6       |
| Boston, MA-NH.....                                   | 90.2       | 0.1                  | 5.3          | 4.5        |
| Cincinnati, OH-KY-IN .....                           | 63.7       | 0.1                  | 8.8          | 27.4       |
| Houston, TX.....                                     | 76.8       | 0.2                  | 11.0         | 12.0       |
| Minneapolis-St. Paul, MN-WI .....                    | 79.9       | 0.4                  | 13.5         | 6.2        |
| Norfolk-Virginia Beach-<br>Newport News, VA-NC ..... | 78.3       | 0.1                  | 12.4         | 9.2        |
| Oakland, CA .....                                    | 88.2       | 0.5                  | 7.5          | 3.8        |
| Providence-Pawtucket-<br>Warwick, RI-MA .....        | 89.3       | 0.0                  | 6.3          | 4.5        |
| Rochester, NY.....                                   | 84.7       | 0.4                  | 7.8          | 7.1        |
| Salt Lake City, UT.....                              | 80.9       | 0.2                  | 17.1         | 1.8        |
| San Francisco, CA.....                               | 91.0       | 1.6                  | 3.8          | 3.6        |
| San Jose, CA.....                                    | 89.2       | 0.7                  | 7.5          | 2.6        |
| Tampa-St. Petersburg, FL.....                        | 84.7       | 0.3                  | 10.5         | 4.5        |
| Washington, DC-MD-VA .....                           | 78.1       | 0.3                  | 12.9         | 8.7        |

living in the group quarters. Based upon a block's measure of size, clusters expected to yield four housing units were then sampled in the second stage. Field representatives monitored these group quarters and sampled housing units that came into existence after April 1, 1990.

**Permit frame.** The Census Bureau selected sample units in the permit frame from a computerized list of new construction building permits issued in each metropolitan area. Housing units authorized by these permits were expected to be completed after April 1, 1990. In certain permit areas and for certain structure sizes, permits issued as early as January 1, 1989, were included. However, most permits included in sample were issued after September 1, 1989. Prior to sample selection, the list of permits was sorted by 1990 central city and balance of the metropolitan area, permit office, and the date the permit was issued. Clusters of approximate size four were selected and then were sampled down to one unit. Some of the original clusters were larger than four. These were sampled at 1 in 4.

**Area frame.** The Census Bureau sorted census blocks by central city and balance and by the percentage of renter-occupied housing units in the block. Each block was assigned a measure of size equivalent to total housing units in the block divided by four. A systematic sample of blocks was selected with a probability proportionate to the block's measure of size. Field representatives listed all housing units in these area frame sample blocks. Based upon a block's measure of size, clusters of an expected size of four housing units were then sampled from the field representatives' lists. These listings were also matched back to the 1990 census to obtain census data for the sample housing units. The sample drawn from the field representatives' listings for this frame includes housing units enumerated in the 1990 census, as well as housing units missed during the census or built since the 1990

census in blocks that did not monitor new construction by issuing building permits. In blocks that did issue building permits, nonmobile home housing units built since the 1990 census were screened out.

To reduce field listing costs, a subset of the blocks from the unit frame (that was moved to the area frame to coordinate with another survey) were matched to the census and the 1990 census list of housing units in this subset of blocks was created. These housing units were sorted by address within census block and a systematic sample of housing units (yielding approximately four units per block) was then selected from this sample of blocks. New construction since the 1990 census was captured in the permit frame since new construction in these blocks was covered by the building permit system.

### 1998 AHS-MS Telephone Interviewing

The previous approach for the AHS required a personal visit for the first interview. To keep costs down for the 1998 AHS-MS, part of the sample used the previous approach and the remainder used the telephone interview when possible. Telephone numbers were obtained for these cases by the matching of addresses to phone lists provided by a vendor.

### Estimation

The 1998 AHS-MS produced estimates of housing inventory characteristics at the time of the interview (that is, the 1998 housing inventory) based on the sample in the metropolitan areas.

The sample housing units were weighted according to a multiple-stage ratio estimation procedure. Before implementing the ratio estimation procedure, the basic weight (that is, the inverse of the probability of selection) for each interviewed sample housing unit was adjusted to account for Type A noninterviews.

**Type A noninterview adjustment.** Type A noninterviews are:

- Sample units for which occupants were not home
- Sample units for which occupants refused to be interviewed
- Sample units for which occupants were unavailable for some other reason
- Vacant sample units for which data were not collected

The calculations for this adjustment included occupied and vacant units. The Census Bureau computed the Type A noninterview adjustment separately for the following:

1. All occupied housing units in the unit frame and housing units in the area unit frame with 1990 census data available.

The adjustment for these units was calculated separately for owners in the central city, for owners in the balance of the metropolitan area, for renters in the

central city, and for renters in the balance of the metropolitan area. Housing units were placed into cells based upon the strata used in the unit frame sampling. All owner-occupied housing units were categorized into 76 cells by the number of rooms in the housing unit and the value of the housing unit at the time of the 1990 census. All renter-occupied housing units were categorized into 51 cells by the number of rooms in the housing unit and the rent paid for the housing unit at the time of the 1990 census.

2. Occupied housing units in the area frame with no data available from the 1990 census and housing units in the group quarters frame.

Housing units were divided into two groups: housing units in the central city and housing units in the balance of the metropolitan area. Within the balance, housing units were placed in two categories based on frame. Units were subdivided in the central city and the balance depending upon the tenure status and whether the housing unit was a mobile home or not.

3. All occupied housing units from the 1990-based permit frame.

Once again, the housing units were divided into two groups by central city and the balance of the metropolitan area. Within central city and balance, the housing units were further subdivided by tenure status at the time of the interview. Finally, the housing units were split on whether or not they had been constructed within the 4 years preceding this survey yielding a total of eight cells.

4. All vacant/usual residence elsewhere housing units.

The housing units were divided into two groups by central city and the balance of the metropolitan area.

Within a given cell, the Type A noninterview adjustment factor was equal to the following ratio:

$$\frac{\text{Weighted count of interviewed housing units} + \text{Weighted count of Type A noninterviewed housing units}}{\text{Weighted count of interviewed housing units}}$$

**Ratio estimation procedure for the unit frame.** The Census Bureau computed a unit frame ratio estimation factor for all housing units in the unit frame. This factor was computed separately for all sample housing units within each unit frame noninterview cell mentioned previously. This ratio estimation procedure was introduced to correct the probabilities of selection for samples in each of the strata used in the sample selection of the unit frame. Prior to the AHS-MS sample selection within each metropolitan area, housing units already selected for other Census Bureau surveys were deleted from the unit frame. The same probability of selection was then applied to the remaining units to select the AHS-MS sample. Since the

number of housing units deleted from the AHS-MS unit frame was not necessarily proportional among all strata, some variation between strata in the actual probability of selection was introduced during the sample selection process. The unit frame ratio estimation factor for each cell was equivalent to:

$$\frac{\text{1990 census count of housing units from the unit frame in the corresponding cell}}{\text{AHS-MS sample estimate of housing units in the unit frame in 1990 in the corresponding cell}}$$

For each metropolitan area, the numerators of the factors were obtained from the 1990 Census of Population and Housing.

The denominators of these factors come from weighted estimates of all the AHS-MS housing units in existence at the time of the 1990 census from the unit frame, using the weights available at the time of calculation (that is, the product of the basic weight and the Type A noninterview adjustment factor). The computed unit frame ratio estimation factor is then multiplied by the existing weight for each sample housing unit within the corresponding ratio estimation cells.

**Mobile home ratio estimation.** To adjust for undercoverage of mobile homes, the Census Bureau applied the following ratio estimation procedure in all areas:

$$\frac{\text{Independent estimate of mobile homes for the corresponding geographic subdivision of the metropolitan area}}{\text{Sample estimate of mobile homes for the corresponding geographic subdivision of the metropolitan area}}$$

The numerator of this ratio was determined using data from the 1980 and the 1990 censuses. Based on the increase or decrease in the number of mobile homes between 1980 and 1990, the Census Bureau estimated the total number of mobile homes in the survey year 1998. The denominator was obtained using the existing weight of AHS-MS sample mobile home units (that is, the product of the basic weight and the weighting factors).

**Independent total housing unit ratio estimation.** For the ratio estimation procedure described below, each metropolitan area was subdivided into geographic areas consisting of individual counties or a combination of counties.

The ratio estimation procedure reduced the sampling error for most statistics below what would have been obtained by simply weighting the results of the sample by the inverse of the probability of selection. Since the housing population of the sample differed somewhat by chance from the metropolitan area as a whole, one can expect

that the sample housing population, or different portions of it, is brought into agreement with known good estimates of the metropolitan area housing population.

The Census Bureau applied the following ratio estimation procedure in all areas:

|  |
|--|
| Independent estimate of the total housing inventory (excluding mobile homes) for the corresponding geographic subdivision of the metropolitan area |
| Sample estimate of the total housing inventory (excluding mobile homes) for the corresponding geographic subdivision of the metropolitan area      |

The numerator of this ratio was determined by making adjustments to the 1990 census data to account for residential new construction as well as losses to the housing inventory. These estimates were generated at the county level and combined to form geographic subdivisions. For a more detailed description of the determination of these numbers, refer to a description of a similar process at the state level in the *Current Population Report*, Series P-25, no. 1123. The denominator was obtained using the existing weight of AHS-MS sample units, excluding mobile homes (that is, the product of the basic weight and the weighting factors).

The computed ratio estimation factors were then applied to all appropriate housing units in the corresponding geographic area of each metropolitan area, and the resulting product was used as the final weight for tabulation purposes.

## NATIONAL SAMPLE DESIGN

### Sample Size

The 1999 national data are from a sample of housing units interviewed between August and November 1999. The same basic sample of housing units is interviewed every 2 years until a new sample is selected. The Census Bureau updated the sample by adding newly constructed housing units and units discovered through coverage improvement efforts every enumeration. For the 1999 American Housing Survey-National (AHS-N), approximately 60,700 sample housing units were selected for interview. About 2,300 of these units were found to be ineligible because the unit no longer existed or because the units did not meet the AHS-N definition of a housing unit.

Of the 58,400 eligible sample units, about 5,800 were classified (both occupied and vacant housing units), as "Type A" noninterviews because (a) no one was at home after repeated visits, (b) the respondent refused to be interviewed, or (c) the interviewer was unable to find the unit. This classification produced a 90-percent overall response rate.

### Sample Selection

The Census Bureau has interviewed the current sample of housing units since 1985. First, the United States was

divided into areas made up of counties or groups of counties and independent cities known as primary sampling units (PSUs). A sample of these PSUs was selected. Then a sample of housing units was selected within these PSUs.

**Selection of sample areas.** The sample for AHS is spread over 394 PSUs. These PSUs cover 878 counties and independent cities with coverage in all 50 states and the District of Columbia.

If there were over 100,000 housing units in a PSU at the time of selection, the PSU is known as a self-representing PSU, because it was removed from the probability sampling operation. It was in sample with certainty. The sample from the PSU represents only that PSU. There are 170 self-representing PSUs. All PSUs in the six metropolitan areas discussed in the supplemental metropolitan sample section of this appendix are self-representing PSUs.

The Census Bureau grouped the remaining PSUs and selected one PSU per group, proportional to the number of housing units in the PSU, to represent all PSUs in the group. These selected PSUs are referred to as nonself-representing PSUs. The sample nonself-representing PSUs for AHS are a subsample of the Current Population Survey's (CPS) sample areas based on the 1980 census.

**Selection of sample housing units.** The AHS sample consists of the following types of units in the sampled PSUs:

- Housing units selected from the 1980 census
- New construction in areas requiring building permits
- Housing units missed in the 1980 census
- Other housing units added since the 1980 census

**Housing units selected from the 1980 census.** The Census Bureau picked a systematic sample so every unit had a 1 in 2,148 chance of being included in the AHS.

In areas where addresses are complete (at least 96 percent of units having a house number and street name) and permits are required for new construction, housing units receiving 1980 census long-form questionnaires were sorted by the following items:

- PSU
- Central city, urbanized area, urban outside urbanized area, rural
- Owner, renter, vacant for rent, vacant for sale, other types of vacants
- Number of rooms
- Value of home or gross rent
- Mobile home or not a mobile home

In areas where addresses are not complete or permits are not required for new construction, land areas were sorted using a formula incorporating the following items:

- PSU

- Central city, urbanized area, urban outside urbanized area, rural
- Median value of home
- Number of children under 6 years old
- Number of elderly people
- Number of owner-occupied homes
- Number of mobile homes
- Number of homes lacking some plumbing
- Number of owner-occupied homes whose value is below \$45,000
- Number of renter-occupied homes with rent below \$200
- Number of Black and Hispanic people
- Number of 1-room homes

**New construction in areas requiring building permits.** In areas that require building permits for new construction, the Census Bureau selected a sample of permits. These permits do not cover mobile homes or conversion of older buildings to residential use.

**Housing units missed in the 1980 census.** The Census Bureau conducted a special study that identified units at addresses missed or inadequately defined in the 1980 census. A sample of these identified units was selected.

**Housing units added since the 1980 census.** If extra units are added in buildings or mobile home parks where AHS already has sample units, a sample of these extra units was selected. To find when whole buildings are built (in addition to building permits, mentioned above) or are converted from nonresidential to residential use, the Census Bureau listed all residential buildings in a sample of areas around the country, any additional buildings, and selected a sample of their units.

**Supplemental Metropolitan Sample**

In 1999, the Census Bureau reinstated units in six metropolitan areas. The data for these areas are based on AHS-National sample because AHS-MS sample in these six areas was dropped to reduce costs. These metropolitan areas are:

- Chicago, IL
- Detroit, MI
- New York-Nassau-Suffolk-Newburgh, NY
- Northern New Jersey
- Los Angeles-Long Beach, CA
- Philadelphia, PA-NJ

Most of these metropolitan areas are consistent with the 1993 Office of Management and Budget (OMB) definitions of the metropolitan statistical area (MSA), consolidated metropolitan statistical area (CMSA), or primary metropolitan statistical area (PMSA) with the following exceptions:

- Chicago, IL, does not include DeKalb County from the 1993 OMB definition for the Chicago, IL PMSA.
- Detroit, MI, includes Livingston County in addition to the 1993 OMB definition of the Detroit, MI PMSA.
- New York-Nassau-Suffolk-Newburgh, NY, does not include Pike county, PA, from the 1993 OMB definition for the New York-Nassau-Suffolk-Newburgh, NY-PA PMSAs.
- Northern New Jersey does not include Warren County, PA, from the 1993 OMB definition for Newark NJ PMSA.
- Philadelphia, PA-NJ, does not include Salem County, NJ, from the 1993 OMB definition of the Philadelphia, PA-NJ-PMSA.

In order to provide more reliable sample estimates for the six metropolitan areas, the Census Bureau used sample cases from the basic sample along with an extra sample that had been selected for possible sample supplementation. The extra sample is referred to as the supplemental sample. In 1987 and 1991, some of this sample was used for rural supplementation. However, most of the supplemental sample was interviewed for the first time in 1995. Table F provides the size of the supplemental sample added in each of the six metropolitan areas.

**Table F. 1999 Supplemental Sample Size for Each of the Six AHS-National-Based Metropolitan Areas**

| Metropolitan area                          | Supplemental sample size |
|--|--------------------------|
| Chicago, IL .....                          | 1,872                    |
| Detroit, MI .....                          | 1,140                    |
| Los Angeles-Long Beach, CA .....           | 2,067                    |
| New York-Nassau-Suffolk-Newburgh, NY ..... | 141                      |
| Northern New Jersey.....                   | 124                      |
| Philadelphia, PA-NJ.....                   | 1,224                    |

In all of the metropolitan areas except Northern New Jersey and New York, the supplemental sample units included units selected from the 1980 census and any new construction since the 1980 census. In Northern New Jersey and New York very little supplemental sample was needed. Only 1980 census renters in urban areas in a few counties were added to the sample.

The Census Bureau used all of the 1999 AHS-National basic and supplemental sample for the following areas:

- Chicago
- Detroit
- Northern New Jersey
- Philadelphia

In Los Angeles, all of the AHS-National sample from the urbanized areas of this MS and only the supplemental sample from urban areas outside urbanized areas and from rural areas was used. This was done for confidentiality reasons.

In New York, the Census Bureau used different samples for the user file and the publication. For the publication, the AHS-National basic and supplemental sample in all areas was used. For the user file, the AHS-National basic and supplemental sample after excluding the urbanized area cases in Newburgh County was used. This was done for confidentiality reasons.

**Interview activity.** Table G summarizes the interview activity for the six AHS-National metropolitan areas. The table provides the response rate, number of eligible units (comprised of completed interviews and noninterviews), and the number of units visited but ineligible for interview.

**Table G. Interview Activity for Each of the Six 1999 AHS-National-Based Metropolitan Areas**

| Metropolitan area  | Re-<br>sponse<br>rate <sup>1</sup><br>(per-<br>cent) | Eligible units |                  |                                      | Ineli-<br>gible<br>units <sup>3</sup> |
|--|--|----------------|------------------|--------------------------------------|---------------------------------------|
|  |  | Total          | Inter-<br>viewed | Not<br>inter-<br>viewed <sup>2</sup> |                                       |
| <b>1999 AHS-National total for the six listed MSAs</b> ..... | <b>86</b>  | <b>14,393</b>  | <b>12,396</b>    | <b>1,997</b>                         | <b>521</b>                            |
| Chicago, IL .....  | 86   | 3,196          | 2,739            | 457                                  | 133                                   |
| Detroit .....  | 90   | 1,932          | 1,740            | 192                                  | 55                                    |
| Los Angeles-Long Beach, CA .....                             | 88   | 3,485          | 3,068            | 417                                  | 91                                    |
| New York-Nassau-Suffolk-Newburgh, NY .....                   | 85   | 2,382          | 2,031            | 351                                  | 83                                    |
| Northern New Jersey ....                                     | 83   | 1,304          | 1,079            | 225                                  | 62                                    |
| Philadelphia, PA-NJ.....                                     | 83   | 2,094          | 1,739            | 355                                  | 97                                    |

<sup>1</sup>The response rate is computed by dividing the number of unweighted interviews by the total number of cases eligible for interview and multiplying by 100.

<sup>2</sup>Sample units were visited but occupants were not at home after repeated visits or were unavailable for some other reasons.

<sup>3</sup>Sample units were visited but did not provide information relevant to the housing inventory. This category includes sample units that were found not to be in the sampling frame.

**Estimation for AHS-National**

Each housing unit in the AHS sample represents itself and over 2,000 other units. The exact number it represents is its “weight.” The weight was calculated in five steps. The purpose of these steps is to minimize both sampling errors and errors from incomplete data. The result of the steps is also to force consistency with some major categories of data in other Census Bureau surveys. Therefore, figures on these categories do not actually depend on the AHS sample, but on the other surveys.

- Basic weight.** The Census Bureau assigned each unit a weight to reflect its probability of selection. With rare exceptions, this weight is 2,148.
- Noninterview adjustment.** An adjustment was made for refusals and occupied units where no one was home. The calculations for this adjustment do not include units the Census Bureau could not locate. The earlier weight was multiplied by the following factor:

$$\frac{\text{Interviewed units} + \text{Units not interviewed}}{\text{Interviewed units}}$$

It is assumed the units missed are similar in some ways to the units interviewed for AHS.

This adjustment is done separately for groups defined by cross-classifying the following data items if prior year data for the indicated items is available:

- Four census regions
- Central city, suburb, or nonmetropolitan
- Urban or rural
- Mobile home or not a mobile home
- Owner/for sale or renter/for rent
- Number of units in structure\*
- Number of rooms\*
- Occupied, vacant year round, or seasonal/migratory vacant\*

(\*If known from a previous survey; otherwise, the Census Bureau substituted whether or not units were drawn from building permits for these items.)

For seasonal/migratory vacants and year-round vacants other than those for rent or for sale, units were cross-classified only by census region and central city/suburb/nonmetropolitan.

**PSU adjustment.** The Census Bureau adjusted for differences that existed in 1980 between the number of 1980 census housing units estimated from the AHS sample of nonself-representing (NSR) PSUs and the 1980 census counts outside the self-representing PSUs. The earlier weight was multiplied by the following factor:

$$\frac{\text{1980 census housing units in all areas that could have been chosen as nonself-representing PSUs}}{\text{1980 census housing units estimated from the AHS sample of nonself-representing PSUs}}$$

This adjustment is done separately for groups defined by cross-classifying:

- Owner, renter, or vacant (four census regions)
- Central city, suburb, or nonmetropolitan
- Urban or rural
- Hispanic or non-Hispanic householder (only in South and West regions)
- Black or non-Black householder (only in South region)

**New construction adjustment.** The Census Bureau adjusted for known deficiencies in sampling new construction by multiplying the earlier weight by the following factor:

$$\frac{\text{Independent estimate}}{\text{AHS sample estimate}}$$

This adjustment is done separately for groups defined by cross-classifying:

- Four census regions
- Mobile home or not a mobile home
- Number of units in structure
- Year built (pre-1980 and 5-year categories after 1980 as shown in the publication)

Independent estimates are based on the Census Bureau's Survey of Construction and Survey of Mobile Home Placements. Note that final AHS figures for the categories above are not really based on the AHS sample findings, but on the independent sources.

**Demographic adjustment.** Comparability among the surveys was ensured by multiplying the earlier weight by the following factor:

$$\frac{\text{Independent estimate}}{\text{AHS sample estimate}}$$

This adjustment is done in two steps for occupied units. First, the factors were computed and applied for the Hispanic or non-Hispanic groups defined by cross-classifying:

- Four census regions
- Owner or renter
- Hispanic or non-Hispanic householder
- Husband-wife, other male householder, or other female householder
- Age of householder

Next, the demographic adjustment is repeated with the same cells, except classified by the Black or non-Black groups, rather than the Hispanic or non-Hispanic groups.

Vacant for sale, vacant for rent, other year-round vacant and seasonal/migratory vacant units were cross-classified only by the four census regions and central city, suburb, or nonmetropolitan.

The percentage of occupied and vacant units was based on the AHS itself. The distribution within occupied and vacant units is from the Census Bureau's Current Population Survey for occupied units, and from the Housing Vacancy Survey for vacant units. The grand total number of all housing units in the United States is based on the 1990 census adjusted to account for new and lost units. Note that final AHS figures for the categories above are not really based on the AHS sample findings, but on the independent sources.

**Repetitions.** The new construction and demographic adjustments were repeated to help match both sets of independent estimates simultaneously. These adjustments were repeated until every cell's factor is between 0.98 and 1.02 or the change in each factor from one repetition to the next is fewer than 0.015.

**Small cells.** In each step of weighting, many items were cross-classified; so some cells may have few cases. When a cell is too small (fewer than 30 cases for the noninterview adjustment or fewer than 50 cases for the demographic adjustment) or the adjustment factor is too extreme (greater than 1.5 for the noninterview adjustment or outside a range of 0.5 to 2.0 for the demographic adjustment) the Census Bureau combined the cell with one or more other cells that are similar in most respects. Cells for the PSU adjustment or the new construction adjustment were not combined.

**Estimation for AHS-National metropolitan areas.** The sample housing units were weighted according to a one-stage ratio estimation procedure.

1. **Basic weight.** The basic weight is the inverse of the probability of selection. The basic weight varies for each metropolitan area depending on the size of the supplemental sample.
2. **Type A noninterview adjustment.** Before implementation of the ratio estimation procedure, the basic weight for each interviewed sample housing unit was adjusted to account for Type A noninterviews. Type A noninterviews are sample units for which
  - a. Occupants were not home or
  - b. Occupants refused to be interviewed or
  - c. Occupants were unavailable for some other reason

When prior year AHS-National or 1980 census data were available, the Census Bureau used this information to determine the noninterview adjustment cell. The cells include the following characteristics:

- Tenure
- Geography
- Units in structure
- Number of rooms
- Value

When previous data are not available, the Census Bureau computed adjustment factors using geography and tenure.

Within a given cell, the Type A noninterview adjustment factor was equal to the following ratio:

$$\frac{\text{Weighted count of interviewed housing units} + \text{Weighted count of Type A noninterviewed housing units}}{\text{Weighted count of interviewed housing units}}$$

Weighted count of interviewed housing units

3. **Independent total housing unit ratio estimation.** For the ratio estimation procedure described below, each metropolitan area was subdivided into geographic areas consisting of individual counties or a combination of counties.

---

The ratio estimation procedure reduced the sampling error for most statistics below what would have been obtained by simply weighting the results of the sample by the inverse of the probability of selection. Since the housing population of the sample differed somewhat by chance from the metropolitan area as a whole, one can expect that the sample housing population, or different portions of it, is brought into agreement with known good estimates of the metropolitan area housing population.

The Census Bureau applied the following ratio estimation procedure in all the areas:

Independent estimate of the total housing inventory for the corresponding geographic subdivision of the metropolitan area

---

Sample estimate of the total housing inventory for the corresponding geographic subdivision of the metropolitan area

The numerator of this ratio was determined by making adjustments to the 1990 census data to account for residential new construction as well as losses to the housing inventory. These estimates were generated at the county level and combined to form geographic subdivisions. For a more detailed description of the determination of these numbers, refer to a description of a similar process at the state level in the *Current Population Report*, Series P25-1123. The denominator was obtained using the existing weight of AHS sample units (that is, the product of the basic weight and the weighting factors).

The computed ratio estimation factor was then applied to all appropriate housing units in the corresponding geographic area of each metropolitan area, and the resulting product was used as the final weight for tabulation purposes.

# Appendix C.

## Historical Changes

---

The American Housing Survey (AHS) began in 1973 as the Annual Housing Survey. Since 1981, the U.S. Census Bureau has conducted the national survey every odd-numbered year. In the 1984 metropolitan survey, it was renamed the American Housing Survey. Other historical changes in the survey are listed below by subject area. The year refers to the year the change was made. In some cases, multiple years are mentioned together. In these cases, either corrections were made to the data in more than 1 year or there are specific years for which data are not comparable.

Only changes are noted in this appendix. For example, "Book titles" has no entries for 1975-77, since the same titles were published for those years as in 1974.

### **Age of other residential buildings within 300 feet.**

**1987, 1989, and 1997.** See the discussion in this appendix under the topic "Buildings and neighborhood."

### **Bars on windows of buildings.**

**1987, 1989, and 1997.** See the discussion in this appendix under the topic "Buildings and neighborhood."

### **Book titles, national.**

**1973.** Annual Housing Survey: 1973

*Part A. General Housing Characteristics* (compared central city, suburban, and nonmetropolitan areas)

*Part B. Indicators of Housing and Neighborhood*

*Part C. Financial Characteristics of the Housing Inventory*

*Part D. Housing Characteristics of Recent Movers*

*Supplement report number 1. Financial Characteristics by Indicators of Housing and Neighborhood Quality*

**1974.** Parts A, B, C, and D stayed the same.

A new *Part E, Urban and Rural Housing Characteristics*, was added.

*Supplement report number 1* was changed to *Part F, Financial Characteristics by Indicators of Housing and Neighborhood Quality*.

**1978.** Parts A, C, D, and E stayed the same.

Parts B and F from earlier years were combined into a new *Part B, Indicators of Housing and Neighborhood Quality by Financial Characteristics*. A new *Part F, Energy-Related Housing Characteristics* was added.

**1985.** Parts A, B, C, D, E, and F were combined into one report, *American Housing Survey for the United States*.

A new report was added, *Supplement to the American Housing Survey for the United States* with data on family types, neighborhood quality, commuting, and ownership of additional residential units.

### **Book titles, metropolitan sample.**

**1974.** Annual Housing Survey: 1974

*Housing Characteristics for Selected Metropolitan Areas* (A separate book is published for each metropolitan area.)

*Summary of Housing Characteristics for Selected Metropolitan Areas* (One book is published containing summary data for all areas.)

**1984.** American Housing Survey: 1984

*American Housing Survey for the (name of area) Metropolitan Area* (A separate book is published for each metropolitan area.)

*Supplement to the American Housing Survey for Selected Metropolitan Areas* (One book is published containing supplement data for all areas.)

### **Buildings and neighborhood.**

**1987.** As a result of the use of both decentralized telephone interviewing and Computer-Assisted Telephone Interviewing (CATI) in the 1987 AHS-National sample and later, data for several observation items (where the interviewer rather than the respondent supplied the data) are not comparable with those reported in the 1985 AHS-National sample. Data for the observation items for units assigned to telephone interviewing were collected only if the sample unit was located in a multiunit structure. Data for the following items in 1987 and later national surveys are restricted to units in multiunit structure: "Stories in structure"; "External building conditions"; "Description of area within 300 feet"; "Age of other residential buildings within 300 feet"; "Other buildings vandalized or with interior exposed"; "Bars on windows of buildings"; "Condition of streets"; and "Trash, litter, or junk on streets or any properties." Data for these items were shown for all units in the 1985 national survey, including single-family homes.

The data for these items in the 1987 American Housing Survey Metropolitan Sample (AHS-MS) are incorrect because of the inadvertent use of the American Housing



Survey National (AHS-N) weighted sample cases for certain items where AHS-N cases should not have been used. In many cases estimates of not-reported are too high and other categories are too low. These items include: "Stories in structure"; "External building conditions"; "Description of area within 300 feet"; "Age of other residential buildings within 300 feet"; "Mobile homes in group"; "Other buildings vandalized or with interior exposed"; "Bars on windows of building"; "Condition of streets"; and "Trash, litter, or junk on streets or any properties."

**1989, 1991, and 1993.** Because of the methods for weighting the metropolitan samples in 1989, 1991, and 1993, the weighted totals in the metropolitan reports in odd-numbered years for a few items are different from the rest of the items. These are as follows: "Stories in structure"; "External building conditions"; "Description of area within 300 feet"; "Age of other residential buildings within 300 feet"; "Mobile homes in group"; "Other buildings vandalized or with interior exposed"; "Bars on windows of building"; "Condition of streets"; and "Trash, litter, or junk on streets or any properties." In odd-numbered years, other items use a combined metropolitan/national (national is conducted only in odd numbered years) weighted sample; the above items only use a metropolitan weighted sample. See Appendix B for a complete description of combined weighting.

**1997.** These items ceased being collected by interviewer observation; they have become questions for the respondents. The intent of interviewer observations had been to provide a source of data on housing conditions, independent of the respondents, because these items could be directly observed by the interviewers. While neither respondents nor interviewers are trained building inspectors, and they reported data on different subjects, the data at least gave independent points of view by two people for each housing unit. Furthermore the observations were collected even at units where interviews could not be obtained, so they could be used in research on the representativeness of AHS noninterview adjustments (which are explained in Appendix B).

As noted above, observations became impossible for many single-unit structures in 1987. Starting in 1997 staff no longer visit many multiunit buildings either, so the observation items have become questions. The survey could continue to collect observations when visits are done for some other purpose, but the results would be too biased to be useful (high turnover units, subdivided units, and units where the respondent requests a personal interview).

### **Codebooks.**

Documentation of codes on data files has been published in various volumes. The most comprehensive is *Codebook for the American Housing Survey*, Volume 1, 466 pages plus 1 errata page. The codebook documents surveys

from 1973-93, showing which items are available in each survey, and when or if codes changed. The codebook was published without a volume number, but is currently referred to as Volume 1 to distinguish it from two later volumes.

For surveys from 1994-96, codes remain the same as in 1993 (shown in Volume 1, as mentioned above), except a few new and changed variables, which are shown in Volume 2, 90 pages. This Volume 2 also shows final record layouts for 1984-96.

Volume 3, 250 pages, shows variables and codes used in 1997 (and later) along with actual question wording.

Some of the older surveys have additional documentation. Besides a *Questionnaire Compendium* (900 pages) with 1973-81 questionnaires (please see the topic "Questionnaires"), there is also a *Questionnaire Directory* (300 pages) with unweighted frequency distributions of each variable in 1974-85, and an index to 1974-85 questionnaires (but no copies of the questionnaires). Each file from 1973-83 had a *Technical Documentation* volume, which duplicates the *Codebook*, Volume 1 mentioned above, but is less accurate. When errors are found, they are corrected in *Codebook*, Volume 1 but not in *Technical Documentation*.

### **Computer assisted interviewing.**

**1987-91.** Large-scale experiments in computer assisted telephone interviewing (CATI) were conducted as part of the 1987-91 AHS-National sample (CATI has not been used in metropolitan surveys, though some of those interviews were completed on paper by telephone from interviewer's homes). Preliminary analysis of the CATI experiments indicated that CATI has a significant effect on the data. The experiments revealed that data for characteristics of owner-occupied housing, urban housing, and housing with moderate physical problems exhibited high numbers of significant differences between CATI and non-CATI estimates. The moderate physical problems subgroup had the highest incidence of significant differences. The analysis also showed significant differences for total occupied, suburban housing units, and moved in past year.

CATI estimates were generally lower than non-CATI for units with water leakage, monthly housing costs as percent of current income, other heating fuel, and owners with a mortgage. However, CATI produced higher estimates for utilities paid separately, income, and shared ownership. Other characteristics that showed significant differences between CATI and non-CATI estimates include routine maintenance costs and heating equipment.

Little is known at this time about whether CATI or non-CATI produces better data. The Census Bureau believes, however, the estimates of change in AHS-National sample between 1985 and later years will be biased for many characteristics as a result of introducing CATI. See also the discussion in this appendix under the topics "Buildings and neighborhood" and "Telephone interviewing."

**1995.** CATI was conducted for returning national sample households whenever possible to the extent that CATI staff was able to handle the workload.

**1997.** The Census Bureau eliminated the paper questionnaire. All interviews were conducted by computer assisted personal interviewing (CAPI) using laptop computers. The survey questions, including the skip instructions (that is, telling the interviewer which questions to ask next), were programmed into the laptop. The field representatives either phoned or made a personal visit to the respondent to conduct the interview. The interview questions were displayed on the computer screen one at a time. The skip instructions were programmed into the laptop, thus eliminating the possibility that the field representative would not follow the correct path and ask inappropriate questions (for example, asking about monthly rent at an owner-occupied unit).

Caution is recommended when comparing prior years' data with 1997 and beyond because of this change to a laptop computer environment. For a number of reasons, the change could give different responses. The laptop incorporated a wide range of improvements that had been identified during 2 years of research and testing. Skip patterns involved complex branching and calculations that would not have been appropriate with a paper questionnaire. By using the laptop, field representatives found it almost impossible to skip appropriate questions. Online editing features reduced errors at the point of data collection. Feedback of telescoping (the reporting of events in the current data collection that were and should have been reported during an earlier time period) reduced the number of incorrect answers. These changes should improve the quality of the data.

For copies of the old paper questionnaire and the new questions used in the laptop computer, see the topic "Questionnaire."

### **Condition of streets.**

**1987, 1989, and 1997.** See the discussion in this appendix under the topic "Buildings and neighborhood."

### **Current interest rate.**

**1990 and 1993.** In the 1993 national and 1990 metropolitan surveys, a programming error was discovered and corrected involving the computation of the median for the item "Current interest rate." Use caution when making comparisons with earlier surveys. The medians presented in the earlier reports were calculated incorrectly. However, the data distributions are correct and can be used to compute corrected medians.

**Dependent interviewing.** Dependent interviewing is the process by which data from surveys conducted in previous years are used instead of, in addition to, or to verify data

collected during the current interview. The first use of dependent interviewing in AHS was for the item "Year structure built" in the year 1984.

**1984.** A new procedure was introduced for the collection of data on the year the structure was built. The answer obtained for the year the structure was built during the current survey interview was compared to any valid answers obtained in previous interviews for the same housing unit. If the answers differed, the answer from the previous interview was used in processing and tabulating the data.

**1987.** A new procedure was introduced for the collection of data on square footage. If the interview was at a housing unit that was successfully interviewed in the previous survey, the question on square footage was not asked. Instead the respondent was asked, "Since (date of the previous interview), has there been a change in the amount of living space in this (house/apartment) because of putting on an addition, finishing an attic, or converting a garage to living space?" If the respondent answered no, the data on square footage from the previous interview was used in processing and tabulating the data. If the respondent answered yes, the amount of added or lost space was obtained from the respondent and added to or subtracted from the square footage obtained in the previous interview. This new figure was then used in processing and tabulating the data.

**1999.** Some questions were modified to verify answers with valid answers obtained during the previous survey's interview. If the current interview was being conducted with the same household at the same housing unit the respondent was asked if the answer given in the previous survey interview was still correct. Only if the respondent answered "no" was the question for the current year asked. If the respondent said the previously collected information was correct, the information from the previous interview was used in processing and tabulating the data. The modified questions concerned:

- Kitchen equipment, including cooking stove or range, burners, microwave oven, refrigerator, kitchen sink, garbage disposal, trash compactor, and dishwasher
- Washing machine and clothes dryer
- Public sewer
- Source of water
- Drilled or dug well
- Central air conditioning
- Main heating equipment
- Exposed wiring and rooms without electric outlets
- Fuels used for house heating, cooking, clothes dryer, hot water, and central air conditioning

- Porch deck or patio
- Lot size
- Foundation
- Other mobile homes on property
- Stories in structure and stories from main entrance
- Value (Value was verified if the current interview's value was 35 percent higher or lower than the value reported in the previous survey's interview.)

Other questions were not asked if a valid answer was obtained in a previous interview and if the current interview was at the same housing unit. In this case, the answers from the previous interview were used to process and tabulate the data. These questions included:

- Mobile home site placement
- Year built (Year built was verified if the residence was owner occupied in the current interview but renter occupied during the previous survey's interview. Otherwise it was not asked and the previous survey's answer was used.)

If the current interview was for the same household at the same housing unit, then another set of questions was asked, if a valid answer was not obtained in a previous interview. The answers from the previous interview were used to process and tabulate the data. These questions included:

- Previous occupancy
- Year unit acquired and how unit acquired
- First-time owner
- Source of down payment
- Purchase price or construction cost

### **Description of area within 300 feet.**

**1987, 1989, and 1997.** See the discussion under the topic "Buildings and Neighborhood."

**1992.** In the 1992 metropolitan surveys, two programming errors were discovered and corrected involving the observation item "description of area within 300 feet." The first error was that the stub line "Only single-family detached" had been tallied incorrectly since the redesign of the survey (1984). Therefore data from 1984-91 in the metropolitan reports are not comparable with data for 1992 and beyond. The second error was that the stub line "Not observed or not reported" had been incorrectly tallied from 1986-91. Data for this stub line from 1986-91 are not comparable with data for 1992 and beyond.

### **Education.**

**1995.** The question was revised to give less detail for people with less than a high school education, and more detail for people with college degrees and advanced vocational training, to be consistent with the decennial census and other surveys.

### **External building conditions.**

**1987, 1989, and 1997.** See the discussion in this appendix under the topic "Buildings and neighborhood."

### **Flush toilet breakdowns.**

**1998.** There was an error in the computer program for the laptop in 1997. As a result, data on flush toilet breakdowns were not collected. In 1998, the error was corrected and data were published.

### **Head of household/householder.**

**1980.** Beginning in 1980, the concept "head of household" was dropped and replaced by "householder." The head of household was the person regarded as the head by the respondent; however, if a married woman living with her husband was reported as the head, her husband was considered the head. The householder is the first household member listed by the respondent who is 18 years old or over and is an owner or renter of the sample unit.

### **Heating equipment.**

**1989.** The heating equipment questions were revised to improve the reporting of electric heat pumps as a heating source. Previously, the questionnaire item dealing with the type of heating equipment underreported electric heat pumps. The respondents often answered yes to the first option of "a central warm-air furnace with air vents or ducts to the individual rooms" and did not proceed to the option of "electric heat pump." The questionnaire item was revised to determine if the central air system is actually a heat pump or another type of warm-air furnace.

### **Housing costs and value.**

**1984.** Value, mortgage data, and taxes are shown for all owners; rent is shown for all renters; and utilities for all of both groups. From 1973-83, these items were shown only for "specified" owners and renters. For comparability, Table 19 in each chapter of books published since 1984 still shows data separately for "specified" owners and renters. "Specified" homes exclude 1-unit buildings on 10 or more acres, and owners in buildings with 2 or more units or with a business or medical office on the property.

Also, the terminology changed. The new term "Monthly housing costs" includes the old terms "Selected monthly housing cost" for owners, "Gross rent" for renters, and "Contract rent" for vacant-for-rent units.

**1989.** The monthly housing costs items for subsidized renters were revised to improve the reporting of actual rental costs. In 1987, the questionnaire determined the total amount reportedly paid for monthly rental costs. These amounts may have included the partially subsidized amount provided by the public housing authority, the federal government, or state and local governments. Beginning in 1989, a probe was added for subsidized households to determine what they actually paid. The new procedures in 1989 produced lower and more accurate estimates.

Also, see the discussion in this appendix under the topics, "Income" and "Utilities."

**1995.** Mortgage payments were estimated when the respondent did not know the amount. These payments were estimated by amortizing each mortgage at level payments over its full term. If the amount borrowed is unknown, it is imputed first from the value of the house. If the interest rate or term were unknown, they were imputed from owners who got their mortgages in the same year. This change eliminates a large source of missing data. While not perfect, it gives a much more complete picture of housing costs than in previous years.

**1997.** A "Separate category," depending on income of the occupants, was added for vacant-for-rent units. In these units the rent charged will depend on the income of the occupants, such as in public housing or some military housing. In 1995 and earlier, the category, less than \$100, includes an estimated 166,000 housing units where the rent depended on income of the occupants. They have a code 1 in the microdata. These units were incorrectly published as "less than \$100" from 1985-96.

### Housing unit definition.

**1984.** One major and one minor difference appear in the housing unit definition. The major difference is that since 1984 the AHS includes vacant mobile homes as housing units. Vacant mobile homes added an additional 698,000 seasonal and 642,000 year-round vacant units to the 1985 national housing inventory. The 1973-83 AHS excluded these units from weighted counts, though they are included in the microdata with zero weight.

A minor difference in the definition is the 1973-83 requirement that a housing unit must have either direct access from the outside or through a common hallway, or complete kitchen facilities for the exclusive use of the occupants. In 1984, the complete kitchen facilities alternative was dropped, leaving direct access required of all units.

Another issue is how to define group quarters. In the 1973-83 AHS, a household containing 5 or more people unrelated to the householder was considered to be group quarters. In 1984, the cutoff was changed to 9 or more people unrelated to the householder.

### Income.

**1984.** See the discussion in this appendix under the topic "Poverty."

**1989.** Two new items, "Monthly housing costs as percent of current income" and "Ratio of value to current income" replaced similar items that were published in 1984-88. For income, these new items use "Current income." In 1984-88, the items "Monthly housing costs as percent of income" and "Value-income ratio" used the "Income of families and primary individuals in the last 12 months." See Appendix A for a complete definition of "Current income," "Monthly housing costs as percent of current income," and "Ratio of value to current income." Use caution when comparing prior years' data with 1989 because of the differences in the definitions.

For comparative purposes, Table H shows monthly housing costs as a percent of both income in the last 12 months and of current income. For total households and owner households, the medians are the same for both types of income; for renter households, the medians are 29 and 27 percent, respectively.

**1993.** Questions on income sources were revised in an effort to improve income reporting. The question in earlier surveys reported interest or dividend income of \$400 or more. In 1993, it was divided into two questions: one on any interest, the other on any dividends from stocks, regardless of amount. Therefore both new questions cover even small amounts.

Wage and salary income was underreported for some people and households in the 1993 national survey. The error occurred during the processing of the data collected by computer assisted telephone interviewing. When the respondent does not know or refuses to report wage and salary income, income is normally allocated during the processing. In 1993, this income was not allocated but was incorrectly processed as "zero" (no) income. This error was corrected in the 1995 national survey. Although the income data for 1993 are incorrect, analysis of median household income for 1991, 1993, and 1995 indicates that the overall effect of this error on 1993 data is minor, though it significantly increases the apparent number of households with zero income.

Table H. **Monthly Housing Costs as a Percent of Income**

| Characteristic                                     | Median (percent) |       |        |
|--|------------------|-------|--------|
|  | Total            | Owner | Renter |
| Monthly housing costs as percent of income using-- |                  |       |        |
| Income in the last 12 months:                      |                  |       |        |
| 1987 .....   | 22               | 18    | 29     |
| 1989 .....   | 21               | 18    | 29     |
| Current income:                                    |                  |       |        |
| 1989 .....   | 21               | 18    | 27     |

---

Use caution when making income comparisons before and after the 1993 survey.

**1999.** Income was collected for all people 16 years and older in the household. In previous surveys, income was collected for all people 14 years and older in the household.

#### **Income sources.**

**1993.** See the discussion in this appendix under the topic “Income.”

#### **Kitchen.**

**1984.** Short questions are asked about each aspect of a complete kitchen (questions 27, 36a, 38a, 38b2); previously only one long question was asked. The 1984 approach finds more homes missing some part of the kitchen than the old longer question did.

In vacant units, the definition was changed. Previously, if the respondent said the kitchen was incomplete, but the future tenant would be expected to complete it (for example, bring a refrigerator), as is the practice in some areas, such a kitchen was counted as complete. Starting in 1984, it is counted as incomplete. Both approaches have problems, but the newer approach was chosen as preferable.

Between 1983 (old question and instruction) and 1985 national (new questions and instruction), the estimate of occupied units with incomplete kitchens changed 59 percent from 827,000 to 1,316,000. The estimate of vacant units with incomplete kitchens changed 274 percent from 665,000 to 2,490,000. Much of this change is assumed to be a result of the changes in the questions.

Starting in 1984, units reported in the category “complete kitchen facilities” in the printed books had to have an oven. For the microdata files, an oven was not required to be included in the category “complete kitchen facilities.” The definition of “Complete kitchen facilities” in Appendix A of the printed books incorrectly omits that the oven was required in the publication.

**1997.** The questions concerning each component of kitchen facilities were redesigned in 1997. Prior to 1997, the questions the respondents answered contained a definitional instruction to the field representative that the equipment was for this household’s use only. The field representative, however, did not read this instruction to the respondent. Beginning in 1997, the instruction “this household’s use only” is no longer a part of the question for each kitchen component. In its place, the field representative asked, when the respondent lived in a unit in a multiunit structure, if any of the kitchen equipment was shared with another household. This change caused large increases in the number of units lacking complete kitchen facilities and large decreases in the number of units with complete kitchen facilities.

#### **Location of previous unit.**

**1995.** 1995 data were suppressed, because it was not possible to code the metropolitan area of the previous unit consistently with the location of the current unit. The data involved comparing the metropolitan area of the previous residence with the current residence’s location. The AHS current residence is coded by its 1983 metropolitan area (see Metropolitan areas, Appendix A). Since 1993, the Census Bureau has not been able to code the previous residence with comparable 1983 boundaries, because of updated geographic coding systems. Therefore, this item has been suppressed to avoid spurious changes. (The 1993 national data were not suppressed, but it is unclear whether they were correctly coded.)

#### **Lodgers.**

**1984.** A new series of questions concerning lodgers was introduced. Lodgers were defined as household members 14 years or older who are not related to the householder, not co-owners or co-renters, and are not a spouse or child of a co-owner or a co-renter. The respondent was asked if the lodger(s) paid a regular, fixed rent and if so what the dollar cost was and if it included food. The questions were intended to measure the cost of housing for the lodger(s). In this as well as earlier and later years, any lodger’s rent received by the householder should be reported as rental income, but it is not certain whether householders do or did so.

**1985.** The phrase “as a lodger” was added to the questions concerning rent paid. The universe for these questions remained the same, but the wording was changed to make the question clearer.

**1993.** Questions concerning non-relative housing costs were added to replace the questions about lodgers. This change modified not only the questions in the survey but also the universe. The new questions were targeted to all household members 14 years or older who are not related to the householder. The new questions included any housing costs paid by the non-relative (not only rent).

**1995.** The non-relative sharing housing costs questions were dropped and the lodgers questions used in the 1985 survey were reintroduced using the 1984 definition of lodgers.

**1997.** The questions concerning lodgers were asked in accordance with the 1984 definition of lodgers. In addition, these questions were also asked of adult relatives. Adult relatives are defined as relatives 21 years or older who are not a co-owner or co-renter and are not a spouse of a co-owner or co-renter. The data for these adult relatives are available on the microdata, but the publication only reflects data collected from the lodgers.

**1999.** Lodger questions were no longer asked of adult relatives (see 1997 above). In addition, the age cutoff in the definition of lodger was changed from 14 years or older to 16 years or older. See also the definition “Rent paid by lodgers” in Appendix A.

**Losses.**

**1975 and 1976.** The figures for housing units lost from the housing stock between 1973 and 1975 or 1976, published in the 1975 and 1976 national books, are incorrect. These figures were corrected in 1977 and published in *General Housing Characteristics for the United States and Regions: 1977*, series H150/77.

**Main house heating fuel.**

**1999.** In 1997, the type of gas used (piped versus bottled) as a main house heating fuel was inadvertently omitted for vacant housing units. In 1999, the distinction was reinstated.

**Married-couple families.**

**1985 and 1987.** The published 1985 and 1987 national estimates of married-couple families with no nonrelatives were overestimates resulting from a processing error. The 1985 overestimate was approximately 340,000, while the 1987 overestimate was 407,800. The overestimated married-couple families with no nonrelatives should have been tabulated under two-or-more-person households as either “other male” or “other female” householders. This error was corrected in 1989. Table I provides corrected figures for 1987.

**Metropolitan areas and central cities.**

**1984.** Books and microdata started using 1983 boundaries. This change increased the number of metropolitan units, especially suburbs, and decreased the number of nonmetropolitan units. These boundaries were established in 1983, based on population and commuting patterns measured in the 1980 census. Therefore, the 1984 AHS metropolitan boundaries are not comparable to those in the 1980 census publications.

National microdata started showing central city and suburban status in all cases. Also, cases in more areas have the identifying code for their area shown, because of less strict confidentiality constraints than in the past (areas of 100,000 population may be identified; the previous rule was 250,000).

Metropolitan microdata always identify the total area surveyed, but not necessarily the newer central cities, to protect confidentiality. When an area of less than 100,000 people was added to an AHS Metropolitan survey, sample cases were added there, and extra sample cases also were added in part of the old area, so no one would know which cases were in the small added area.

From 1973-83 all books and microdata had consistently used 1971 boundaries of metropolitan areas and cities. These were called Standard Metropolitan Statistical Areas. The criteria were published by the U.S. Bureau of Budget in *Standard Metropolitan Statistical Areas, 1959*. The boundaries were published in the U.S. Bureau of Budget in *Standard Metropolitan Statistical Areas, 1967* (which also reprinted the criteria), and some boundaries were revised in the Office of Management and Budget’s (formerly U.S. Bureau of the Budget) *Second Amendment*, February 23, 1971. These same boundaries were used in publications from the 1970 census.

Table I. **Estimate of Married-Couple Families With No Nonrelatives and Other Two-or-More-Person Households: 1987**

| Characteristic                                     | Estimate   |
|--|------------|
| Married-couple families, no nonrelatives . . . . . | 50,084,000 |
| Other two-or-more-person households . . . . .      | 18,853,000 |
| Male householder . . . . .                         | 6,421,000  |
| Female householder . . . . .                       | 12,432,000 |

Note that major revisions in official SMSA boundaries (but not AHS boundaries) were made in 1973, using results of the 1970 census, additional revisions were made during the 1970s, and more major revisions occurred in 1983. Therefore, the AHS revision in 1984 reflected the cumulative result of 12 years of changes in official definitions.

**1995.** Starting in 1995, most metropolitan surveys use new samples and new boundaries, which for the first time may differ from standard boundaries published by the Office of Management and Budget. A list of exactly which counties (towns in New England) are covered in each metropolitan survey each year is printed in each metropolitan book.

**Mobile homes.**

**1984.** Mobile homes with attached permanent rooms began to be counted as mobile homes, while previously they were counted as single family units. Mobile homes with attached permanent rooms are identified separately in the microdata. See the discussion in this appendix under the topic “Housing unit definition.”

**1985.** See the discussion in this appendix under the topic “Weighting.”

**Monthly expenses, additional help.**

**1998.** Beginning in 1998, additional questions were asked of renters when the ratio of monthly housing costs as percent of current income is high. Rental households receiving housing assistance that report spending more than 35 percent of their income on housing, or rental households not receiving housing assistance with incomes less than \$15,000 that report spending more than 50 percent of

their income on housing were asked questions on assistance for food, clothing, car and transportation expenses, child care, medical care or medicine, and utility bills. They were asked to specify the type of help they received, and if the help was not cash, whether they could determine a dollar value. Because of confidentiality, no dollar amount was released on the microdata file, only the types of help. The data were not published but are available on the microdata file.

#### **Monthly housing costs.**

**1984, 1989, and 1995.** See the discussion in this appendix under the topic "Housing costs and value."

#### **Mortgage.**

**1999.** The "reverse mortgage" item under "Mortgages currently on property" was eliminated.

#### **Name change.**

**1984.** The AHS changed its name from the Annual Housing Survey to the American Housing Survey. See the introduction of this appendix.

#### **Neighborhood.**

**1987, 1989, and 1997.** See the discussion in this appendix under the topic "Buildings and neighborhood."

#### **New construction.**

**1976, 1977, and 1978.** The figures for 1973-76 new construction, 1973-77 new construction, and 1973-78 new construction published in the 1976, 1977, and 1978 national books are incorrect. These figures were corrected in 1979 and published in Part A, *General Housing Characteristics for the United States and Regions: 1979*, series H150/79.

**1984.** In 1984 and later AHS reports, the characteristics of new construction units are based on units constructed during the last 4 years. Prior to 1984, characteristics of new construction were based on units built since the last survey year. In the national survey, this was a 1-year period except for the 1983 survey, which covered a 2-year period. In the metropolitan survey, this varied from being a 3- to 4-year period.

#### **Other buildings vandalized or with interior exposed.**

**1987, 1989, and 1997.** See the discussion in this appendix under the topic "Buildings and neighborhood."

#### **Other housing costs per month.**

**1995.** A processing error was discovered and corrected involving the category "homeowner association fee paid." The "homeowner association fee paid" data in the 1993 and earlier were incorrect and should not be used. The 1995 data are correct.

**1999.** Several processing errors were discovered and corrected for the category "homeowner association fee paid." The 1997 and 1998 data published for this category are incorrect. In 1997 and 1998, "homeowner association fee paid" was incorrectly tallied for mobile homes. In addition, the processing of data for units that are not mobile homes was done incorrectly. The 1997 and 1998 data should not be used. The 1999 data are correct.

#### **Persons other than spouse or children.**

**1993.** See the discussion in this appendix under the topic "Lodgers."

**Plumbing facilities.** Use caution when making comparisons among any of the surveys after 1983.

**1984.** Changes in the questionnaire resulted in serious deficiencies in plumbing data. In 1983 and earlier, respondents were asked a question on complete plumbing facilities that specified to the respondent the components necessary for complete plumbing (that is, hot and cold piped water, a flush toilet, and a bathtub or shower). The question further ensured that these facilities were only for the use of the occupants of the unit in which they were located (exclusive use). In those units with complete plumbing, an additional question was asked as to how many bathrooms there were.

Starting in 1984, respondents were first asked how many full bathrooms they had. If they answered one or more, questions on plumbing facilities were not asked; the unit was assumed to have complete plumbing facilities for exclusive use. Although the 1984-87 definition of a bathroom specified hot and cold piped water, a sink, a flush toilet, and a bathtub or shower, this definition was not read to the respondent. Also, nothing in the question required the bathroom to be only for the use of the occupants of the sample unit (exclusive use). We believe that the 1984-87 AHS counted a significant number of units as having complete plumbing for exclusive use because respondents for these units reported having a bathroom when, in fact, either the bathroom did not contain all plumbing facilities or the facilities were shared by people living in another unit. Based on previous years' AHS data, we believe the "completeness" was more of a problem than "exclusive use."

The table on plumbing facilities was suppressed in books starting in 1985 (though data were still included in severe physical problems, see below). Data for 1984 were published but are incorrect.

**1989.** Beginning in the 1989 national survey (1990 metropolitan surveys), the questionnaire items on bathrooms and plumbing were modified to provide more accurate estimates. Respondents were asked, "How many full bathrooms with a sink, with hot and cold piped water, a flush toilet, and a bathtub or shower does this house/apartment have?" Also, an additional question was asked, "Are the

bathrooms for this household's use only?" If the respondent reported no bathrooms, detailed questions on each required plumbing facility were asked separately.

In 1989, there were 3,139,000 year-round housing units in the United States lacking complete plumbing facilities for exclusive use. Prior to 1985, there was a downward trend of units lacking complete plumbing facilities, with 1983 showing 2,233,000 such units. Units lacking plumbing may not have increased between 1983 and 1989, for the 1989-91 figures may be too high, as noted below in the discussion of changes in 1993.

Units lacking complete plumbing facilities are included in the count of units with severe physical problems. The number of units with severe physical problems may have been underestimated in both national and metropolitan surveys in 1984-90. It also appears the units with moderate problems may have been overestimated.

There was an unrealistic increase in units with severe problems in the United States between 1985-89 because of redesigning the plumbing facilities question, and then an unrealistic drop in 1993. Occupied housing units with severe problems went from 1,559,000 in 1985 to 3,161,000 in 1989 and 1,901,000 in 1993. There was a simultaneous decrease in moderate problems, from 5,814,000 in 1985 to 4,442,000 in 1989, which may be unrealistic, but no corresponding increase in 1993. Figures are shown in Table J. This increase also affected medians as Table K shows.

**1993.** In 1993, questionnaire item 29c on bathrooms for exclusive use was modified to provide more accurate estimates. The wording of the answer options to this question

was changed to specify whether or not there was exclusive use of the facilities. This change appears to have caused a one-third drop in plumbing problems, compared to 1991 and a similar drop in severe physical problems. Although the decrease between 1991 and 1993 seems unrealistic, the change in the 1993 questionnaire probably resulted in a better estimate.

**1997.** The definition of a complete bathroom was removed again from the original question (as in 1985-87), though the definition was still available in a help screen. Later in the questionnaire, for homes with only one bathroom, AHS asked specifically if the bathroom had hot and cold water, flush toilet, and bathtub or shower.

For households with more than one toilet, the 1997 questionnaire mistakenly asked about times when *the* toilet was unusable, instead of times when *all* toilets were unusable. The 1997 breakdown data and counts of moderate physical problems may therefore include many units where another toilet was indeed usable.

**1998.** See the discussion in this appendix under the topic "Flush toilet breakdowns."

#### Poverty.

**1984.** The AHS provides housing characteristics for households with income below the poverty level. The AHS poverty data are not comparable to poverty data published from the Current Population Survey (CPS). Table L presents the differences.

Table J. **Measures of Plumbing and Other Problems**

| Year | Year-round units with plumbing problems | Occupied units with selected physical problems |           |                   |  |
|------|---|--|-----------|-------------------|--|
|      |   | Severe problems                                |           | Moderate problems | Total with severe or moderate problems |
|      |   | Plumbing <sup>1</sup>                          | Total     |                   |  |
| 1973 | 3,573,000                               | 2,471,000                                      |           |                   |  |
| 1974 | 3,036,000                               | 2,281,000                                      |           |                   |  |
| 1975 | 2,706,000                               | 2,076,000                                      |           |                   |  |
| 1976 | 2,661,000                               | 1,944,000                                      |           |                   |  |
| 1977 | 2,542,000                               | 1,805,000                                      |           |                   | Not published                          |
| 1978 | 2,503,000                               | 1,791,000                                      |           |                   |  |
| 1979 | 2,353,000                               | 1,715,000                                      |           |                   |  |
| 1980 | 2,359,000                               | 1,753,000                                      |           |                   |  |
| 1981 | 2,375,000                               | 1,760,000                                      |           |                   |  |
| 1983 | 2,233,000                               | 1,621,000                                      |           |                   |  |
| 1985 |   | 660,000  | 1,559,000 | 5,814,000         | 7,373,000                              |
| 1987 |   | 574,000  | 1,224,000 | 5,184,000         | 6,408,000                              |
| 1989 | 3,139,000                               | 2,529,000                                      | 3,161,000 | 4,442,000         | 7,603,000                              |
| 1991 | 2,849,000                               | 2,278,000                                      | 2,874,000 | 4,531,000         | 7,405,000                              |
| 1993 | 1,814,000                               | 1,379,000                                      | 1,901,000 | 4,225,000         | 6,126,000                              |
| 1995 | 1,993,000                               | 1,459,000                                      | 2,022,000 | 4,348,000         | 6,370,000                              |

Means not applicable.

<sup>1</sup>Lacks any of the following, inside the structure, for exclusive use of occupants of this housing unit: hot piped water, cold piped water, flush toilet, bathtub (shower is an acceptable alternative).



Table K. **Types of Units With Severe Physical Problems**

| Median                   | 1985 | 1989  |
|--------------------------|------|-------|
| Year structure built     | 1938 | 1955  |
| Rooms . . . . .          | 4.0  | 4.8   |
| Square footage . . . . . | 948  | 1,389 |

Table L. **Households in Poverty in AHS and CPS: 1985, 1987, and 1989**

| Year                     | AHS        | CPS        |
|--------------------------|------------|------------|
| 1985 . . . . .           | 13,266,000 | 11,996,000 |
| 1987 . . . . .           | 11,969,000 | 11,807,000 |
| 1989 . . . . .           | 12,403,000 | 11,369,000 |
| 1985-87 change . . . . . | 1,297,000  | 189,000    |
| 1987-89 change . . . . . | 434,000    | 438,000    |

Compared with the CPS, the AHS drop in poverty between 1985 and 1987 seems too large. The 1987-89 AHS increase in poverty may be, in part, a compensation for the unrealistic 1985-87 drop.

In general, AHS estimates of poverty are higher than the CPS estimates. Research indicates that the AHS slightly underreports income when compared with the CPS, thus overreporting poverty. Furthermore, the problem seems to be concentrated among elderly households. A detailed discussion of AHS poverty data is presented in the Census Bureau memoranda for the record, "AHS Poverty Data, 1985 to 1989" and "Comparison of the 1989 AHS and CPS Income Reporting." Copies can be obtained by writing to the Housing and Household Economic Statistics Division, U.S. Census Bureau, Washington, DC, 20233.

Analysts are reminded that poverty data are published in the AHS, not as an official count of households in poverty, but to show the housing characteristics of low-income households.

**Public elementary school.**

**1997.** Satisfaction with the public elementary school was no longer asked at all households with children under 17. It was only asked if the household had a child 13 years old or younger. This change was caused by a desire to focus on households that would be most knowledgeable about elementary schools. A mistake prevented covering all such households.

**1999.** In 1998 and earlier years, the question on type of school attended was asked of households with children ages 4 to 16. In 1999, the question was asked of households with children ages 5 to 15. The answer category "does not attend school" was replaced with "schooled at home." However, instructions to the field representative defined both answer categories as the same, meaning children who did not attend school were entered into the "schooled at home" category.

**Questionnaire.**

**1984.** A new questionnaire was introduced in 1984. Most of the changes on the questionnaire were made to improve the quality of the data. As a result, however, several items in 1984 and beyond are not comparable to similar data for 1973-83; a discussion of each item can be found in the appendix under the topic of the same name.

Items changed on 1984 questionnaire:

- Units in structure
- Rooms in unit
- Plumbing facilities
- Kitchen
- Recent movers

Some new items were introduced in 1984 including lot size, square footage, units with severe or moderate problems, elderly householder, heating degree days (national sample only), and detailed information on mortgages. For detailed definitions of these and other items, please see Appendix A.

**1995.** A number of new items were introduced in the 1995 questionnaire to improve the quality of the data.

New items in the 1995 questionnaire:

- Rooms used for business
- Homes currently for sale or rent
- Safety of primary source of water
- Source of drinking water
- Rent paid by lodgers
- Home equity loan

**1997.** Computer assisted personal interviewing was introduced in the 1997 AHS using laptop computers. See the discussion in this appendix under the topic "Computer assisted interviewing."

For copies of questions used in the laptop computers call HUD USER at 800-245-2691 or the American Housing Survey Branch, U.S. Census Bureau at 301-457-3235.

**1999.** A series of new procedures changed the way data were collected for many items. These changes were:

- Dependent interviewing was greatly expanded in 1999. For a discussion of dependent interviewing and a list of the data items affected, see the discussion in this appendix under the topic "Dependent interviewing."
- The procedures for collecting data were changed for four items. See the discussions in this appendix under the topics "Income," "Lodgers," "Public elementary schools," and "Rooms in units." A correction was made for vacant housing units to the item "Main house heating fuel"; see the discussion in this appendix under that title.

A number of new items was introduced in the 1999 survey. For detailed definitions of these items, please see Appendix A. The items are:

- Bodies of water within 300 feet
- Building and ground maintenance
- Building neighbor noise
- Location of extra unit
- Nights owner spent at extra unit
- Nights owner rented extra unit
- Reasons for extra unit owned
- Renter maintenance quality

A few items were eliminated in the 1999 survey. They are:

- Adequate inside maintenance
- Buildings and grounds properly maintained
- Reverse mortgages

**Race.**

**1995.** Beginning in the 1995 national and 1996 metropolitan surveys, two new categories were added to this item: “American Indian, Eskimo, and Aleut” and “Asian and Pacific Islanders.”

**Reasons for leaving previous unit.**

**1998.** There was an error in the computer program for the laptop in 1997. As a result, data for the categories “private displacement” and “government displacement” were not collected. In 1998, the error was corrected and data were published.

The questionnaires have been published for reference as shown in the Table M.

Table M. **Reprints and Indexes of Questionnaires**

| Year              | Printed books  | Codebook       |               |       |                |       | Questionnaire Compendium                           |       | Questionnaire Directory        |
|-------------------|----------------|----------------|---------------|-------|----------------|-------|--|-------|--------------------------------|
|                   |                | Volume 1       | Volume 2      |       | Volume 3       |       | Reprints   | Index | Index                          |
|                   |                | Reprints       | Reprints      | Index | Reprints       | Index |  |       |                                |
| 1973 . . . . .    | Occ, Vac       |                |               |       |                |       | Card, Occ, Vac                                     | *     | *                              |
| 1974-81 . . . . . | Occ, Vac       |                |               |       |                |       | Card, Occ, Vac                                     | *     | *                              |
| 1983 . . . . .    | Occ, Vac,      |                |               |       |                |       |  |       | *                              |
| 1984 . . . . .    | Card, Occ, Vac |                |               |       |                |       |  |       | *                              |
| 1985 National.    | Card, Occ, Vac | Card, Occ, Vac |               |       |                |       |  |       | *                              |
| 1985 Metro . . .  | Card, Occ, Vac |                |               |       |                |       |  |       | *                              |
| 1986-92. . . . .  | Card, Occ, Vac |                |               |       |                |       |  |       | *                              |
| 1993-94. . . . .  | Card, Occ, SU  |                |               |       |                |       |  |       | *                              |
| 1995 National.    | Card, Occ, SV  |                | Card, Occ, SV |       |                |       |  |       | *                              |
| 1995 Metro . .    | Card, Occ, SV  |                |               |       |                |       |  |       | *                              |
| 1996 . . . . .    | Card, Occ, SV  |                |               |       |                |       |  |       | *                              |
| 1997 . . . . .    |                |                |               |       | Card, Occ, Vac |       |  | *     |                                |
| Notes . . . . .   |                |                |               |       |                |       | 900 pages HUD<br>USER #2270<br>ntis#pb8<br>2175845 |       | 300 pages<br>HUD USER<br>#5599 |

- Means not applicable. \* An alphabetical index to the questions is provided.

Abbreviations:

Card: Control Card with introductory questions and household members

Occ: Questions for occupied units

Vac: Questions for vacant units, noninterviews, and URE (temporary home, people have usual residence elsewhere)

SU: A few special questions for URE are printed, only questions that differ from occupied units

SV: A few special questions for Vacant and URE are printed, only questions that differ from occupied units

Downloadable/machine-readable questions are only available for 1997. Many of the other books listed above are downloadable, but those downloadable versions exclude the questionnaires (except for the 1997 questionnaire in *Codebook*, volume 3).

**Recent movers.**

**1984.** In the 1984 AHS and later, some of the data for recent movers are based on the householder’s characteristics and some are based on characteristics of the AHS respondent who may or may not be the householder. Before 1984, all recent-mover data were based on the householder’s characteristics.

**Rent control.**

**1988.** In 1988, the computer edits for the metropolitan samples were changed for units reporting rent control. The states of California, Connecticut, New Jersey, New York, and Massachusetts, as well as the District of Columbia, are the only states that have metropolitan areas with rent control. If a respondent answered “yes” to rent control in a metropolitan area not in one of the above mentioned states, the answer was edited to “no.” In survey years prior to 1988, answers of “yes” to rent control in metropolitan areas not in one of the above mentioned States are errors.

**Rent reductions.**

**1999.** In the publication, the item “Rent reductions” is tabulated differently for renter-occupied units from how it was in 1998 and earlier years. Although the tabulation was changed in the publication, the data on the microdata file for each component of this publication item remain the same. The change is not a result of any change in the data collection procedure.

Research after the 1998 survey has shown that it is possible for a unit to be both subsidized and either under rent control or having the rent reduced by the owner. For example, the respondent may receive a voucher from the government to help pay the rent and still live in a rent-controlled unit. The procedure used in 1997 and 1998 relied heavily on the respondents’ answers to the questions on rent control and owner reduction. As a result, a large number of units that could have been tallied as “Other, income verification” and therefore “subsidized” were not. A smaller but significant number of units were tallied as “Other, income verification,” which should not have been so classified.

The classification of units as “Other, income verification” in the AHS publications is dependent on the answers respondents gave to a long list of subsidy questions. The tabulations attempt to estimate the number of units that are believed to be subsidized, but for which the type of subsidy is unknown. Past research using AHS data has shown that many respondents are not sure if their units are subsidized or, if subsidized, what type the subsidy may be. A unit that is classified as “Other, income verification” could be a unit that is owned by a public housing authority, a unit receiving some other form of government subsidy, or a unit subsidized by a private organization.

In 1997 and 1998, the classification “Other, income verification” required that the respondent did not answer that the unit was owned by a public housing authority or was part of a specific type of subsidy program and also answered the following:

- “Yes” to the question: “As a part of your rental agreement, do you need to answer questions about your income whenever your lease is up for renewal?”
- Any answer except: “A public housing authority or a state or local housing agency” to the question, “To whom do you report your income?”
- “No” to the question: “Do you pay a lower rent because the government is paying part of the cost of the units?”
- “No” to the question: “Does the government limit the rent on the unit through rent control or rent stabilization?”
- “No” to the question: “Is the rent adjusted because someone in the household works for or is related to the owner?”

In 1999, the tabulation procedures were changed. The classification “Other, income verification” now requires that the respondent did not answer that the unit was owned by a public housing authority or was part of a specific type of subsidy program and also answered the following:

- “Yes” to the question: “As a part of your rental agreement, do you need to answer questions about your income whenever your lease is up for renewal?”
- Either “A building manager or landlord” or “a public housing authority or a state or local housing agency” to the question “To whom do you report your income?”

Table N presents 1999 rent reduction data using both the old procedures and the new 1999 procedures for renter-occupied units. The new procedures provide an

**Table N. Rent Reductions Using Old and New Procedure for the United States: 1999**

| Category                                | Old               | New               |
|---|-------------------|-------------------|
| <b>Total, renter-occupied</b> .....     | <b>34,007,000</b> | <b>34,007,000</b> |
| No subsidy .....                        | 27,093,000        | 26,942,000        |
| Rent control .....                      | 1,033,000         | 884,000           |
| No rent control .....                   | 25,888,000        | 26,023,000        |
| Reduced by owner .....                  | 1,865,000         | 1,851,000         |
| Not reduced by owner .....              | 23,905,000        | 24,054,000        |
| Owner reduction not reported .....      | 118,000           | 117,000           |
| Rent control not reported .....         | 173,000           | 36,000            |
| Owned by public housing authority ..... | 1,865,000         | 1,865,000         |
| Government subsidy .....                | 2,062,000         | 2,062,000         |
| Other, income verification .....        | 1,910,000         | 2,277,000         |
| Subsidy not reported .....              | 1,078,000         | 862,000           |

improved count of the category “Other, income verification.” The data using the old procedures should be used, however, when trying to measure historical change, especially between 1997 and 1999.

Under the new tabulation procedure, there are 517,000 units that are classified as “Other, income verification” that under the old procedure were classified as:

- Renter control: 149,000
- Rent control not reported: 137,000
- Reduced by owner: 14,000
- Owner reduction not reported: 1,000
- Subsidy not reported: 216,000

Also, under the new tabulation procedure, there are 149,000 units that are classified as “Not reduced by owner” that were classified as “Other, income verification” under the old procedure.

### Rooms in unit.

**1984.** The number of year-round units with one or two rooms in the United States dropped from 4,056,000 in 1983 to 2,486,000 in 1985. As a result, the median number of rooms per unit increased from 5.1 to 5.3; this does not necessarily indicate an increase in the average size of housing units. In the 1983 AHS, respondents answered a single question asking for a total count of rooms in the unit. The potential to miss specific rooms is high in a question of this type. In the 1984 and later surveys, respondents were asked for a count of each specific type of room. The answers to these questions were then added together in the tabulations to provide a total count of rooms. Far fewer rooms were missed in this series of questions, which has apparently resulted in lower counts of one- and two-room units. It is also possible, however, that a few rooms may have been double counted. For example, a living room also may have been counted as a family room for a count of two rooms when only one room actually exists.

**1997.** Unfinished rooms were excluded from the published total number of rooms, but the count of unfinished rooms was available separately in the microdata. Respondents were asked for number of rooms not only by type of room, but also by floor. Research had shown this approach was helpful for large homes, but it may have caused confusion and double counting in small homes.

**1997, 1998, and 1999.** The data for rooms published in 1997 and 1998 are not comparable to the data published in 1999 and before 1997. The approach used in 1997 and 1998 resulted in a much lower count of one-room housing units and housing units with no bedroom as shown in Table O.

Table O. **One-room Units and Units With No Bedrooms in AHS: Selected Years**

| Area and year                    | One-room units | Units with no bedrooms |
|----------------------------------|----------------|------------------------|
| <b>United States</b>             |                |                        |
| 1999 .....                       | 624,000        | 1,250,000              |
| 1997 .....                       | 471,000        | 619,000                |
| 1995 .....                       | 862,000        | 1,519,000              |
| <b>San Francisco-Oakland, CA</b> |                |                        |
| 1998 .....                       | 25,300         | 30,200                 |
| 1993 .....                       | 35,500         | 73,900                 |
| <b>San Jose, CA</b>              |                |                        |
| 1998 .....                       | 3,400          | 4,400                  |
| 1993 .....                       | 4,900          | 8,800                  |
| <b>Tampa-St. Petersburg, FL</b>  |                |                        |
| 1998 .....                       | 1,700          | 3,000                  |
| 1993 .....                       | 3,800          | 8,900                  |
| <b>Salt Lake City, UT</b>        |                |                        |
| 1998 .....                       | 400            | 500                    |
| 1992 .....                       | 900            | 2,400                  |
| <b>Baltimore, MD</b>             |                |                        |
| 1998 .....                       | 900            | 900                    |
| 1991 .....                       | 2,800          | 5,200                  |
| <b>Cincinnati, OH-KY-IN</b>      |                |                        |
| 1998 .....                       | 700            | 700                    |
| 1990 .....                       | 4,600          | 7,500                  |

The 1997-98 approach had the respondent count each type of room for each floor of the housing unit for a total of up to five floors (the fifth includes five or more floors). For example, a count of the total number of bedrooms was obtained for the first, second, third, fourth, and fifth floors. These counts were then added together to get a total count of bedrooms. This same procedure was followed for each type of room (living room, dining room, family room etc.). The final room counts were then added together to get a total for the housing unit. In addition, a special probe at very small units (those with no bedrooms, baths or half bath, and kitchens) asked if any of these rooms were missed. These procedures evidently produced larger counts of rooms for the smaller units. The low counts in 1997 and 1998 of one-room units and units having no bedrooms do not reflect any change in the characteristics of the housing inventory that might have occurred between these years and earlier or later years. Housing units that should have been counted as one-room units or as having no bedrooms in 1997 and 1998 were counted as having more than one room and/or having one or more bedrooms.

In 1999, the procedure was changed. The room counts by floor were eliminated. Room counts of each type were collected for the housing unit as a whole. These room counts were added together to produce a total count of rooms. Also, the probe was modified to ensure that one-room units were not underreported. If the respondent reported that there were no bedrooms, no kitchens, and zero to one living room in the unit, the field representative

did not probe about these rooms. The field representative also did not ask the respondent for a count of family rooms, recreation rooms, dens, laundry rooms, or any other furnished or unfurnished rooms. This reduced the possibility of a one-room unit being counted as a two-or-more room unit by erroneously reporting multiple uses of the same room (e.g., counting a one-room unit as having a living room and a bedroom because the only room was being used as both). The 1999 data for the United States are an improvement over what were collected in 1997 and 1998 but still may not be entirely comparable to the data collected prior to 1997.

### **Rooms used for business.**

**1999.** As a result of a data collection error, data for this item in 1997 and 1998 were not published. In 1999, the previously suppressed items were corrected and published.

### **Sample.**

**1985.** A new sample was chosen for the national survey from the 1980 census. The previous sample, selected from the 1970 census, was used from 1973-83. To the degree that the coverage of housing units is different between the 1970 and the 1980 censuses, comparisons of the results of the 1973-83 surveys with the results of the 1985 and later surveys may be affected.

**1987.** Houston had a new sample based on the 1980 census, because AHS sampling techniques did not accommodate its rapid annexations. The previous sample was based on the 1970 census.

**1995.** A new sample was chosen for the metropolitan surveys from the 1990 census, except in six areas that were covered as part of the 1995 national survey, and therefore have samples based on the 1980 census. The previous metropolitan samples, based on the 1970 census, were used from 1974-94.

All samples are updated continuously to cover new construction. See also Weighting in the appendix, and the discussion of sample design in Appendix B.

### **Sample size.**

**1995.** The item "sample size" was added to Table 2-1 of published books. The sample size shown in the book is the unweighted count of the actual sample cases. See Appendix B for a more detailed explanation on sample design.

**School.** See the discussion in this appendix under the topic "Public elementary school."

### **Selected geographic areas.**

**1995.** The published data for the item "Selected Geographic Areas" in Table 2-1 were found to be incorrect for four of the 1995 metropolitan reports because of errors in processing. Corrected data can be obtained by writing to

the Housing and Household Economic Statistics Division, U.S. Census Bureau, Washington, DC 20233 or by calling 301-457-3235. The problems with the data were as follows:

*Chicago.* The data for the three counties not listed in "Selected Geographic Areas" were incorrectly distributed among the data for the five counties that were listed. All published county data for Chicago were incorrect.

*New York.* The data for the three counties not listed in "Selected Geographic Areas" were incorrectly added to the data for the last county listed, Westchester County. Published data for the first seven counties listed were correct. Data for Westchester County were incorrect.

*Northern New Jersey.* The data for the first ten counties listed were published correctly. Data for the last county listed, Union County, was incorrectly left off the table.

*Philadelphia.* No data were published for Philadelphia.

### **Severe and moderate problems.**

**1989.** The data concerning units with severe and moderate problems in the 1989 national survey (1990 metropolitan surveys) and beyond are not comparable with similar data published earlier. See the discussion under the topic "Plumbing facilities." Units lacking complete plumbing facilities are included in the count of units with severe physical problems. The number of units with severe physical problems may have been underestimated during the 1985-89 national (1984-90 metropolitan) time period. During the same time period, units with moderate problems may have been overestimated.

### **Sewage disposal breakdowns.**

**1998.** There was an error in the computer program for the laptop in 1997. As a result, data on sewage disposal breakdowns were collected for only 95 percent of the eligible households. Although the universe was incomplete, the data were published because the households answering the questions did so correctly. In 1998, the error was corrected and all eligible households were asked the questions.

### **Source of water.**

**1992.** In 1985-91, respondents were asked if the source of water for their homes was a public or private system, an individual well, or some other source. Interviewer instructions specified that the question was concerned about the water used for cooking and drinking. This instruction was not read to the respondent. In 1992, the question changed and the interviewer instructions became part of the question. From 1992 forward, the number of units reporting "Some other source of water" increased apparently as a result of the wording change in 1992. Therefore, data from 1985-91 and 1992 and later should be compared with caution.

**1995.** The title of this item changed to “Primary source of water,” and the usage restriction “for cooking and drinking” was deleted from the question.

**Statistical areas.**

**1995.** Beginning in 1995, the item “Statistical Areas” is no longer published in the metropolitan reports because of the complexity of matching geographic files over long periods of time.

**Stories in structure.**

**1987, 1989, and 1997.** See the discussion in this appendix under the topic “Buildings and Neighborhood.”

**Telephone interviewing.**

**1981.** Beginning in 1981, decentralized telephone interviewing was conducted in the national survey for a sample of units that were in sample during the previous enumeration. As a result of analysis conducted in both 1981 and 1983, the Census Bureau concluded that data collected using the decentralized telephone interviewing procedures were not sufficiently different from data collected by regular personal interviews to preclude basing published data on both telephone and personal interview data. Also, see the discussion in this appendix under the topics “Buildings and neighborhood” and “Computer assisted interviewing.”

**Time sharing.**

**1993.** A programming error was discovered and corrected for the item “Time sharing.” In the 1991 national survey, the wrong universe was used. As a result, the published 1991 estimates of time-shared units were too low. Use caution when making comparisons with the 1991 AHS national survey and later national surveys.

**Trash, litter, or junk on streets or any property.**

**1987, 1989, and 1997.** See the discussion in this appendix under the topic “Buildings and neighborhood.”

**Units in structure.**

**1984.** From 1973 through 1983, data on units in structure were based on the respondent’s answer to one question, “How many living quarters, both occupied and vacant, are there in this house (building)?” In 1984 and beyond, data on units in structure were based on the respondent’s answers to a series of questions. The method of collecting units-in-structure data was revised, because previous AHS experience showed the concept to be difficult for the respondents. Respondents particularly had difficulty distinguishing between single-family, attached, and multiunit structures.

As a result of this change, the estimated number of one-unit attached structures declined in some MSAs between interview dates of 1984 and later compared with

interview dates prior to 1984. It is estimated that 1974 through 1983 AHS-MS surveys, on average, overestimated the numbers of one-unit, attached structures by approximately 25 percent. The level of overestimation may vary significantly between metropolitan areas. Units incorrectly classified as one-unit, attached in previous survey years are, in 1984 and beyond, correctly classified as being in multiunit structures.

The Census Bureau estimated that the 1983 AHS-National sample overestimated single-family, detached units by 125,000 and single-family, attached units by 696,000. The 1983 AHS-National sample underestimated units in multiunit structures by approximately 898,000. Table P provides revised levels of 1983-85 growth by adding 1983 overestimates and subtracting 1983 underestimates to the 1983-85 change shown in Table Q.

**Urban, rural, and population.**

**1985.** From 1973-83, national books and data files use 1970 populations and 1971 boundaries to define urban and rural areas. Starting in 1985, national books and data files use 1980 populations and 1981 boundaries. 1990 and 1991 data are never used for this topic. (This topic only applies to national surveys, not metropolitan surveys.)

**Utilities.**

**1989.** Two procedures were introduced that attempt to correct the overreporting of electricity and gas costs in the AHS. In the first procedure, respondents were asked the amount of the electricity and/or gas bill for the previous months of January, April, August, and December. These months were the best predictors of annual costs. If the respondent provided data for at least 3 of the 4 months (1 month for recent movers), the results were used to provide an annual estimate of costs. This estimate was then divided by 12 to provide average monthly costs.

**Table P. Change in the Year-Round Housing Inventory by Units in Structure: 1983-85**

| Units in structure                     | 1983       | 1985       | 1983-85 change |
|--|------------|------------|----------------|
| Single-family detached . . . .         | 57,029,000 | 58,773,000 | 1,744,000      |
| Single-family attached . . . .         | 4,453,000  | 4,451,000  | 2,000          |
| 2 or more units in structure . . . . . | 26,193,000 | 28,128,000 | 1,935,000      |

**Table Q. Revised Change in the Year-Round Housing Inventory by Units in Structure: 1983-85**

| Units in structure             | 1983-85 change | Add 1983 over-estimate | Subtract 1983 under-estimate | 1983-85 revised change |
|--------------------------------|----------------|------------------------|------------------------------|------------------------|
| Single-family detached . . . . | 1,744,000      | 125,000                |                              | 1,869,000              |
| Single-family attached . . . . | 2,000          | 696,000                |                              | 694,000                |
| 2 or more units in structure   | 1,935,000      |                        | 898,000                      | 1,037,000              |

The backup procedure was applied to the remaining units. If the respondents did not know the amount of their electricity and/or gas bills for at least 3 of the 4 months, their estimate of average monthly costs was used. A factor was then applied that, in effect, lowered these costs to make the total cost from all households consistent with electricity and gas costs reported in the Residential Energy Consumption Survey sponsored by the United States Department of Energy.

Before 1989, respondents were asked only to provide an estimate of average monthly costs. Research done using the 1987 AHS showed that this approach produces 15 to 20 percent overestimates of electricity and gas costs. The new procedures in 1989 and later produce lower and more accurate estimates. On average, more than one-third of the respondents provided answers for at least 3 of the 4 months.

**1993.** The procedures introduced in 1989 were improved and expanded from two to three procedures. All respondents were asked if they had records available showing their costs for electricity (or gas) separate from other utilities. If they responded “yes,” they were asked the amount of their electricity (or gas) bill for the most recent months of January, April, August, and December. On average, more than one-third of the respondents provided answers for at least 1 of the 4 months.

If the respondent provided data for 2, 3, or 4 months, the following procedure was used. The monthly data were adjusted using regression formulas, modeled after the results of the Residential Energy Consumption Survey (RECS), sponsored by the Department of Energy, to estimate yearly costs that were then divided by 12.

If the respondent provided data for only 1 month, the following procedure was used. The data for the month were adjusted using regression formulas to estimate yearly costs that were then divided by 12. Because only 1 month of real cost was provided, these formulas modeled after the RECS results also took into account the following characteristics of the unit: electric home heating, natural gas home heating, electric water heating, natural gas water heating, year built, type of unit, number of rooms, number of bathrooms, number of appliances, and number of household members.

If the respondent answered “no” that he or she did not have separate records for the electricity (or gas), the same backup procedure was used as described for 1989.

#### **Vacant units.**

**1984.** See the discussion in this appendix under the topics “Housing unit definition” and “Weighting.”

#### **Value.**

**1984.** See the discussion in this appendix under the topic “Housing costs and value.”

**Weighting.** Appendix B describes the process of weighting the data to represent the country as accurately as possible. The last steps in weighting involve ratios to make AHS data match other sources. Table R shows that the sources of these control totals have changed.

**1979-83.** The 1980-based national estimates are about 2 percent larger than the 1970-based estimates. This 2-percent effect was equally distributed among all types of units. Therefore, percentages and medians should be comparable throughout 1973-83.

**1985.** The 1980 census count of occupied units in the United States was adjusted for undercount and projected to 1985 using the 1980-85 Current Population Survey’s rate of change. The Census Bureau then ratio-estimated the 1985 AHS-National sample to this number. The procedure used in 1985 resulted in 200,000 additional occupied units that would not have been estimated if the 1983 procedures had been employed in 1985.

Also, all vacant units were adjusted for undercount for the first time. This adjustment added 400,000 vacant units (98,000 seasonal units and 302,000 year-round vacant units) to the housing inventory.

Beginning with 1985, national estimates of mobile homes with a model year of 1980 or later were ratio-estimated into independent counts of mobile home placements from the Survey of Mobile Home Placements. The counts of mobile homes for 1983 and earlier years may be too low and lead to unrealistically high estimates of change between 1985 and earlier years. For example, occupied mobile homes grew from 3,999,000 in 1983 to 4,754,000 in 1985, an increase of 755,000. This level of growth seems excessive as data from the Survey of Mobile Home Placements shows approximately 570,000 new mobile homes placed for residential use during the same time period.

**1991.** On average, the 1990-based national weighting produces numbers that are about 2.5 percent lower than 1980-based weighting. This effect is not equally distributed among all types of units. Table S shows the effects of the weighting change by region for the year 1991.

Table T presents counts of occupied homes using 1990-based weighting. This weighting is consistent with the weighting used to produce the 1991 and later detailed tables in Chapters 1 through 10 of the national books. These data should be used when measuring the change in the size of the occupied inventory. These data provide the most accurate count of the total number of occupied homes in the United States for the years 1985, 1987, and 1989.

#### **Wiring.**

**1997.** Plastic coverings began to be counted as acceptable, along with metal coverings, because the building industry accepts them. This change should reduce the count of “exposed wiring” reported in 1995.

Table R. Sources of Control Totals for AHS

| Survey                          | Census used as basis   | Method of updating   |
|---------------------------------|--|--|
| <b>NATIONAL SURVEYS</b>         |  |  |
| 1973-80 .....                   | 1970   | Current Population Survey  |
| 1981-83 .....                   | 1980   | Current Population Survey  |
| 1985-89.....                    | 1980   | Current Population Survey, 1980 under count, mobile home placements  |
| 1991 and later .                | 1990   | Formula, please see Appendix B   |
| <b>METROPOLITAN SURVEYS</b>     |  |  |
| 1974-75.....                    | 1970   | Utility companies' data  |
| 1976-78 .....                   | No controls (except that the 1977 Pittsburgh survey used the 1974-75 method) |  |
| 1979-80.....                    | 1970-80  | Interpolation  |
| 1981-83 .....                   | 1980   | Building + demolition permits or no controls, depending on local judgment  |
| 1984-88 California.....         | State of California, Department of Finance                                   |  |
| 1984-88 Outside California..... | 1980   | Total population by county, and estimated change in household size by state (described in <i>Proceedings of the Bureau of the Census Second Annual Research Conference</i> , 1986, pages 83-110) |
| 1989.....                       | 1980-90  | Interpolation between 1985 estimate (methodology on previous line) and 1990 census   |
| 1990.....                       | 1980-90  | Extrapolation  |
| 1991 and later .                | 1990   | Census Bureau data on construction, mobile home placement, vacant units, lost units  |

Table S. 1991 AHS: Decrease in Estimates From 1980-Based Weighting to 1990-Based Weighting, as Percent of 1980-Based

| Type of unit              | United States | North-east | Mid-west | South | West |
|---------------------------|---------------|------------|----------|-------|------|
| Total housing unit ...    | 2.5           | 3.6        | 2.7      | 2.0   | 1.8  |
| Occupied .....            | 2.4           | 3.5        | 2.7      | 2.0   | 1.7  |
| Built 1980 or later ..... | 0.1           | 0.0        | 0.1      | 0.1   | 0.1  |
| Built before 1980 .....   | 2.9           | 3.9        | 3.1      | 2.6   | 2.2  |
| Vacant .....              | 2.9           | 4.6        | 2.8      | 2.4   | 2.4  |

Table T. Occupied Housing Units Using 1990-Based Weighting: 1985, 1987, and 1989

[Numbers in thousands]

| Characteristic       | 1985   |        | 1987   |        | 1989   |        |
|----------------------|--------|--------|--------|--------|--------|--------|
|                      | Owner  | Renter | Owner  | Renter | Owner  | Renter |
| United States ..     | 54,394 | 31,279 | 56,649 | 31,885 | 58,193 | 32,809 |
| Northeast. ...       | 10,922 | 7,106  | 11,418 | 7,089  | 11,660 | 7,011  |
| Midwest.....         | 14,226 | 7,242  | 14,696 | 7,133  | 15,122 | 7,234  |
| South.....           | 19,217 | 9,876  | 19,985 | 10,190 | 20,627 | 10,694 |
| West.....            | 10,030 | 7,056  | 10,550 | 7,472  | 10,784 | 7,870  |
| <b>Race</b>          |        |        |        |        |        |        |
| White and other..... | 50,222 | 25,866 | 52,323 | 26,253 | 53,772 | 26,924 |
| Black .....          | 4,172  | 5,413  | 4,326  | 5,632  | 4,420  | 5,885  |

**Year householder moved into unit.**

**1999.** A change was made in the way data for the year the householder moved in was processed. This change allows the year the householder moved in to be earlier than the year the structure was built for mobile homes. The change was made to accommodate mobile home householders who purchased a new mobile home but were still living in the same site, making the year their structure was built later than the year they moved in.



# Appendix D. Errors

All numbers from the American Housing Survey (AHS), except for sample size, are estimates. As in other surveys, errors come primarily from the following:

- Incomplete data (Incomplete data are adjusted by assuming that the respondents are similar to those not answering, and the size of these errors is estimated.)
- Wrong answers (The U.S. Census Bureau does not adjust for wrong answers and does not estimate the size of the errors.)
- Sampling (Sampling errors are not adjusted and the size of the error is estimated.)

Incomplete data and wrong answers are usually the largest source of errors, larger than sampling errors. For example, in the American Housing Survey National (AHS-N), the changes in weighting in 1981 and 1991 (see Appendix C) corrected some of the error due to incomplete data. That one correction averaged 2.5 percent in 1991. Worse errors from incomplete data and from wrong answers apply to some items, discussed below.

Additional information on the quality of AHS data can be obtained from the U.S. Census Bureau, *American Housing Survey: A Quality Profile*, Series H121/95-1.

## INCOMPLETE DATA

**Coverage errors.** Because of deficiencies with our sampling lists, the homes in the survey do not represent all homes in the country. The Census Bureau attempts to adjust for the deficiencies by raising the raw numbers from the survey proportionally, so that the numbers published here match independent estimates of the total number of homes. The approximate housing unit undercoverage rates for the 1998 metropolitan areas range from less than 1 percent to 4.4 percent. The approximate housing unit undercoverage rates for the 1999 AHS-National metropolitan areas range from less than 1 percent to 3.1 percent. Housing unit undercoverage is about 1.9 percent for the 1999 AHS-N.

The independent estimates changed around 2.5 percent in both 1981 and 1991 (after the 1980 and 1990 censuses, respectively), which implies that some error existed in the years just before the adjustment. The next correction will be after Census 2000. Before adjustments, undercoverage varies from 2 percent to 20 percent for

Table U. **Poorly Covered Units**

| Type of unit  | Type of deficiency  |
|---|---|
| Mobile homes, boats, and recreational vehicles (RVs)                              | No coverage of new mobile home parks, new marinas, and new RV parks since April 1980 for AHS-N or April 1990 for AHS-MS, in areas where addresses are complete and permits are required for new construction.   |
| Conventional new construction   | No coverage of permits issued fewer than 8 months before interviewing or homes built without permits where permits are required. In addition, eligible units could be missed and ineligible units included because of incorrect answers to questions used to screen out ineligible units.   |
| New construction in special places (for example, college campuses, prisons, etc.) | Not covered in either permit-issuing or nonpermit-issuing areas.  |
| Group quarters and houses moved in  | Eligible units could be missed because of incorrect answers to questions used to screen out ineligible units.   |
| Conversions from nonresidential units   | AHS-N: Minimal coverage of nonresidential units in buildings with no living quarters at the time of the 1980 census that converted to housing units by 1991 (and no coverage since 1991) in areas where addresses are complete and permits are required for new construction.<br><br>AHS-MS: Nonresidential units at the time of the 1990 census that converted to residential units were missed. |
| Within-structure additions  | Some extra apartments created illegally or occupied by fugitives are probably missed because people do not report them for fear of penalties.   |
| Whole structure additions not covered by permit sampling                          | These units are chosen with the aid of screening questions. Eligible units could be missed and ineligible units included because of incorrect answers to the screening questions.   |

major categories of units (see Table 2 in Appendix D of *American Housing Survey for the U.S. in 1995*) but is usually less than 2 percent, on average. Table U lists units that have known coverage deficiencies.

**Missing data.** Some people refuse the interview or some of the questions, or do not know the answers. When the entire interview is missing, other similar interviews represent the missing ones (see Appendix B). For most missing

answers, an answer from a similar household is copied.<sup>1</sup> The Census Bureau does not know how close the imputed values are to the actual values. For other items, “not reported” is used as an answer category. The items with the most missing data are primarily those that people forget or consider personal: mortgages, other housing costs, and income.

Incompleteness can cause large errors since, when even 10 percent of homes are missed by a particular question, they represent about 10 million homes that have to be estimated *on little or no basis* (there are about 100 million homes in the U.S.). The survey estimates them by assuming that they are like some group of homes that did give data, an assumption that is *never exactly true* although it is usually better than ignoring the homes with the missing data. Thus, it is not surprising that large biases, as shown in Tables V1, V2, and V3 in the tables section, are possible when the survey has data for only 50 to 90 percent of homes for particular items. Again, readers should be wary of items with highly incomplete data.<sup>2</sup>

Rates of completeness were not computed for 1999. Table 2 in Appendix D of *American Housing Survey for the U. S. in 1995* gives the completeness rates for 1995. Due to the change in data collection methodology, the rates for 1999 may be higher or lower than in the past. However, the items that were most incomplete in 1995 are probably still the most incomplete for 1999.

**Effect on income.** The nonsampling errors interact particularly badly for income. Income questions are inconsistently answered (Table W), incompletely answered, and the totals fall short of totals known from the National Income Accounts, especially for the elderly.<sup>3</sup>

**Change over time.** Several aspects of the AHS make estimates of change from previous data unreliable. These changes may elicit different answers from the past, even if nothing changed in the housing unit. Wording and question order for most questions changed. Also, the questionnaire now runs on interviewers' portable computers (as described in Appendix C), resulting in the following possible changes:

- The correct questions should be asked. Skip patterns will be followed more accurately.
- Inconsistent answers (such as reporting a move-in date before the date built) are probed during the interview, rather than just being changed in later computer processing, so these problems should be resolved more accurately.
- In AHS-N, for some questions, large changes from prior year data are probed during the interview, to reduce mistaken measurements of large change.
- Some respondents may dislike the presence of the computer, though interviewers do not report many problems.
- It is now a little harder for interviewers to go back to a question much earlier in the questionnaire if a respondent suddenly remembers something.

In the future, the Census Bureau may try to estimate the net effects of these differences.

## WRONG ANSWERS

Wrong answers happen because people misunderstand questions, cannot recall the correct answer, or do not want to give the right answer. Table W shows which items have been measured for inconsistency when people are reinterviewed after a few weeks. The actual survey did not catch and reconcile these inconsistencies and continuously occurring errors are not measured at all. Thus, a high rate of wrong answers remains for some items. The Census Bureau categorizes these levels of inconsistency into three ranges:

1. Less than 20 is considered a low level of inconsistency.
2. Between 20 and 50 is considered a moderate level of inconsistency.
3. Greater than 50 is considered a high level of inconsistency indicating that responses are not reliable.

Not all questions have been checked for inconsistencies; the ones checked were the questions where inconsistencies seemed likely. Questions measuring opinions were likely to have high inconsistencies. For the 1998 AHS-MS and the 1999 AHS-N, the wording for some questions changed. This change is expected to lower the level of inconsistency for the changed items. The numbers in Table W are percents. They are nearly the same as 100 minus the correlation between answers in the original interview and the reinterview. For example, an inconsistency of 15 means a correlation of 85 percent, which is good. This is the correlation between answers to the same question, usually from the same respondents, a month apart. Wrong answers create wrong results and mean that data about groups (for example, income groups) are

<sup>1</sup>Hot deck allocation is used: an answer is copied from the most recently processed similar household before the household with the missing item.

<sup>2</sup>Statistical note: The November 1990 paper, *How Response Error, Missing Data and Undercoverage Bias Survey Data*, estimates that 90 percent of errors from incomplete data are less than:  $1.645 \times (.0012 \times U + .0363 \times (\text{lesser of } A \text{ or } U \text{ A}))$  where A is any count from the AHS and U is the total number of housing units in the U.S. or metropolitan area (both in thousands, result also in thousands). Weights are adjusted to reduce these errors, but it is not known how much error remains. *How Response Error, Missing Data and Undercoverage Bias Survey Data*, order number HUD-6458, is available from HUD USER (see “Where to Get AHS Data”).

<sup>3</sup>Data are in the *Codebook for the American Housing Survey Volume 1*, available from HUD USER. Newer comparisons, though for a different survey, are in *Money Income of Households Families, and Persons in the United States: 1992*, Series P60-184, pages C12-C14, available from the Superintendent of Documents (see “Where to get AHS data”).

infected with data from people who really are not like the group at all. Errors are especially troublesome for rare items for which even small errors overwhelm the true data. Readers should be wary of drawing firm conclusions from items with high levels of inconsistency or from categories smaller than a few million homes.

**Possible effects of telephone interviewing on the data.** A new sample was selected for the 1998 AHS-MS. All interviews were initial interviews (never interviewed before). A subset of the 1998 sample was interviewed by telephone. This was the first time that the AHS allowed initial interviews to be conducted by telephone. It is not known what, if any, effect telephone interviewing had on the 1998 results.

### SAMPLING ERRORS

**Definition.** Errors from sampling reflect how estimates from a sample vary from the actual value. (Note: “actual value” means the value derived if all housing units had been interviewed under the same conditions, rather than only a sample.) A confidence interval is a range that contains the actual value with a specified probability. The range of nonsampling error is usually larger than this confidence interval.

**Counts.** Most numbers from the AHS are counts of housing units (for example, units with basements or units with elderly persons). These counts have error from sampling. As with the other types of errors, readers should be wary of numbers with large errors from sampling.

Table X1 gives a convenient list of errors for a range of numbers for 1999 AHS-N. The error from sampling cannot be known exactly. For numbers not in Table X1, the error from sampling is approximated using the following formula for constructing a 90-percent confidence interval:

$$1.645 \times \sqrt{4.74 \times A - .000041 \times A^2}$$

where A is a number (a count of units in thousands) from the AHS. This formula is an overestimate for most items. For more accurate estimates, use the formula in Table Y.

For example if A is 200:

$$1.645 \times \sqrt{4.74 \times 200 - .000041 \times 200 \times 200} = 50$$

The 90-percent confidence interval can then be formed by adding and subtracting this error to the survey estimate of 200 (that is, 200 plus or minus 50). Statements such as “the actual value is in the range 200 plus or minus 50 (150 to 250),” are right 90 percent of the time and wrong 10 percent of the time.<sup>4</sup>

<sup>4</sup>The formula in the text is based on 1.645 times the standard error from sampling. This formula gives “90-percent confidence interval errors.” For 95-percent confidence interval errors, multiply by 1.960 instead of 1.645; for 99-percent confidence, multiply by 2.576 instead of 1.645.

Numbers in the book are printed in thousands, so 200 means 200,000. The formulas are designed to use numbers directly from the book; do not add zeros. The result is also in thousands, so 50 means 50,000.

Tables X2 and X3 give a list of errors for a range of numbers for the 1999 AHS-National metropolitan areas and the 1998 AHS-MS, respectively. For numbers not found in this table, interpolate between the numbers in the table or use the appropriate formula from Table Z for the 1998 AHS-MS and the 1999 AHS-National metropolitan areas. Remember, in any case, that the total error is larger than the sampling error.

**Percents.** Any subgroup can be shown as a percent of a larger group. For AHS-N, the error from sampling for a 90-percent confidence interval for this percent is:

$$1.645 \times \sqrt{4.74 p (100 - p) / A}$$

where p is the percent; A is the denominator, or base of the percent in thousands.

For example, the error from sampling for a 90-percent confidence interval for 40 percent of 200 (meaning 200,000) is:

$$1.645 \times \sqrt{4.74 \times 40 \times 60 / 200} = 12.4$$

Statements such as “the actual percent is in the range 27.6 percent to 52.4 percent” are right 90 percent of the time.

This formula is an overestimate for most items. To get a more accurate estimate for AHS-N, replace the first number under the square root sign above with the first number under the square root sign of the formula for the appropriate universe in Table Y.<sup>5</sup>

For AHS-MS and AHS-National metropolitan areas, use the appropriate formula in Table AA.

Note that when a ratio C/D is computed when C is not a subgroup of D (for example, the number of Hispanics as a ratio of the number of Blacks) the error from sampling is different.<sup>6</sup>

**Medians.** The steps in Table BB calculate the error from sampling for a 90-percent confidence interval for a median. This is an approximation to the error.

For small bases the confidence interval on medians can not be estimated reliably. To estimate a median’s sampling error more accurately, find the sampling error on 50 percent as described in Table CC and compute the 90-percent confidence interval.

<sup>5</sup>This formula is actually  $1.645 \times \sqrt{(p(100-p)/n)}$ , since 4.74/A adjusts the data to the effective sample size.

<sup>6</sup>The error from sampling for a 90-percent confidence interval for a ratio C/D is

$$C/D \sqrt{(\text{error for C/C})^2 + (\text{error for D/D})^2}$$

when the error for C should be interpreted as the error for a 90-percent confidence interval for C. Likewise, the error for D should be interpreted as the error for a 90-percent confidence interval for D.

**Differences.** Two numbers from the AHS, like 34 and 40, or 40 percent and 45 percent have a “statistically significant difference” if their ranges of error from sampling for a 90-percent confidence interval do not overlap.<sup>7</sup>

**Formulas for Error From Sampling.** The letter “A” in the formulas in Tables Y, Z, and AA represents a number (a count of units in thousands) from AHS, (see the “Counts” section for an example of how “A” is used). For AHS-N, the minimum error from sampling is ±10 (meaning ±10 thousand).<sup>8</sup> If a formula gives an error smaller than 10, use 10.

For a 90-percent confidence interval on zero for the 1998 AHS-MS, refer to Table X3, where the size of the estimate is zero. For a 90-percent confidence interval on zero for the 1999 AHS-N metropolitan areas, refer to Table X2. If a formula gives an error smaller than the error for zero, use the error for zero.

The formulas give the errors for a 90-percent confidence interval. For a 95-percent confidence interval, multiply by 1.960 instead of 1.645; for a 99-percent confidence interval, multiply by 2.576 instead of 1.645.

For AHS-N, if an item falls into two different categories in Table Y, use the formula that gives the largest error. For example, for Hispanics’ income in the South, use the formulas for the South (since there is no specific formula for income and errors for the South will be bigger than those for Hispanics). For the following neighborhood characteristics, use the neighborhood formulas:

- Opinion of neighborhood
- Street noise or traffic
- Neighborhood crime
- Odors
- Other bothersome neighborhood conditions
- Public elementary school
- Public transportation
- Neighborhood shopping
- Police protection
- Parking lots

<sup>7</sup>When ranges of error from sampling for a 90-percent confidence interval do overlap, numbers are still statistically different if the result of subtracting one from the other is more than

$$\sqrt{(\text{error for first number})^2 + (\text{error for second number})^2}$$

The error for the first and second numbers should be interpreted as the error for a 90-percent confidence interval for the first and second numbers respectively.

<sup>8</sup>This minimum formula is based on the binomial 90-percent confidence interval on zero  $U \times (1 - .14^{.74/U}) = 10$  (where U is the total number of homes from the AHS). For a 95-percent confidence interval, substitute .05 for .1 in the above formula. For a 99-percent confidence interval, substitute .01 for .1. More discussion and other approximations are in the paper “Sampling Errors for Small Groups” available from HUD USER (see “Where to Get AHS Data”).

- Description of area (except open space, park, farm, or ranch) within 300 feet
- Age of other residential buildings within 300 feet
- Other buildings vandalized or with interior exposed within 300 feet
- Bars on windows of buildings within 300 feet
- Conditions of streets within 300 feet
- Trash, litter, or junk on streets or any properties within 300 feet
- Mobile homes in group

For the following items, which have larger standard errors, use the special characteristics formulas:

- Cooperatives or condominiums
- No complete bathroom
- Less than 1,500 square feet of detached one-family or mobile homes
- Well serving 1 to 5 units
- Mobile homes in a group
- Area within 300 feet includes open space, park, farm, or ranch
- Septic tank, cesspool, chemical toilet
- Five or more acres in lot size
- No bedroom
- Lacking complete kitchen facilities
- Lacking some plumbing facilities
- No flush toilet
- Major street repairs needed

**Table V1. Errors for Incomplete Data Bias: 1999 AHS-N**

[Numbers in thousands]

| When the AHS gives one of the following numbers | The chances are 90 percent that the complete value <sup>1</sup> is inside the range of plus or minus |
|---|--|
| 0 .....   | 226  |
| 10 .....  | 227  |
| 100 .....                                       | 232  |
| 1,000 .....                                     | 286  |
| 2,500 .....                                     | 375  |
| 5,000 .....                                     | 524  |
| 10,000 .....                                    | 822  |
| 25,000 .....                                    | 1,715  |
| 50,000 .....                                    | 3,203  |
| 75,000 .....                                    | 2,608  |
| 100,000 .....                                   | 1,119  |
| 115,000 .....                                   | 226  |

<sup>1</sup>“Complete value” means the value derived if there were no missing data.

**Table V2. Errors for Incomplete Data Bias: 1999 AHS-N Metropolitan Areas**

[Numbers in thousands]

| Size of estimate | Chicago, IL | Detroit, MI | Los Angeles-Long Beach, CA | New York-Nassau-Suffolk-Newburgh, NY | Northern New Jersey | Philadelphia, PA-NJ |
|------------------|-------------|-------------|----------------------------|--------------------------------------|---------------------|---------------------|
| 0                | 6.0         | 3.7         | 6.5                        | 9.1                                  | 4.9                 | 4.0                 |
| 10               | 6.6         | 4.3         | 7.0                        | 9.7                                  | 5.5                 | 4.6                 |
| 25               | 7.5         | 5.2         | 7.9                        | 10.6                                 | 6.4                 | 5.5                 |
| 50               | 9.0         | 6.7         | 9.4                        | 12.1                                 | 7.9                 | 7.0                 |
| 100              | 12.0        | 9.6         | 12.4                       | 15.0                                 | 10.9                | 9.9                 |
| 300              | 23.9        | 21.6        | 24.3                       | 26.9                                 | 22.8                | 21.8                |
| 500              | 35.8        | 33.5        | 36.2                       | 38.9                                 | 34.7                | 33.8                |
| 700              | 47.7        | 45.4        | 48.1                       | 50.8                                 | 46.6                | 45.7                |
| 1,100            | 71.5        | 49.9        | 71.9                       | 74.6                                 | 70.4                | 59.1                |
| 1,200            | 77.5        | 44.0        | 77.9                       | 80.5                                 | 76.4                | 53.1                |
| 1,400            | 89.4        | 32.1        | 89.8                       | 92.4                                 | 70.5                | 41.2                |
| 2,000            | 69.2        | NA          | 82.6                       | 128.1                                | 34.8                | 5.5                 |
| 2,500            | 39.4        | NA          | 52.8                       | 135.0                                | 5.0                 | NA                  |
| 3,000            | 9.6         | NA          | 23.0                       | 105.3                                | NA                  | NA                  |
| 3,500            | NA          | NA          | NA                         | 75.5                                 | NA                  | NA                  |
| 4,000            | NA          | NA          | NA                         | 45.8                                 | NA                  | NA                  |
| 4,500            | NA          | NA          | NA                         | 16.0                                 | NA                  | NA                  |

NA means no error estimates are provided because the estimate is larger than the estimated total number of housing units in the MSA.

**Table V3. Errors for Incomplete Data Bias: 1998 AHS-MS**

[Numbers in thousands]

| Size of estimate | Baltimore, MD | Birmingham, AL | Boston, MA-NH | Cincinnati, OH-KY-IN | Houston, TX | Minneapolis-St. Paul, MN-WI | Norfolk-Virginia Beach-Newport News, VA-NC | Oakland, CA | Providence-Pawtucket-Warwick, RI-MA | Rochester, NY | Salt Lake City, UT | San Francisco, CA | San Jose, CA | Tampa-St. Petersburg, FL | Washington DC-MD-VA |
|------------------|---------------|----------------|---------------|----------------------|-------------|-----------------------------|--|-------------|-------------------------------------|---------------|--------------------|-------------------|--------------|--------------------------|---------------------|
| 0                | 2.0           | 0.8            | 2.6           | 1.3                  | 3.0         | 2.3                         | 1.2  | 1.8         | 0.8                                 | 0.9           | 0.9                | 1.4               | 1.2          | 2.2                      | 3.6                 |
| 10               | 2.6           | 1.4            | 3.2           | 1.9                  | 3.6         | 2.9                         | 1.8  | 2.4         | 1.4                                 | 1.5           | 1.5                | 2.0               | 1.8          | 2.8                      | 4.2                 |
| 100              | 8.0           | 6.7            | 8.6           | 7.2                  | 9.0         | 8.2                         | 7.2  | 7.7         | 6.8                                 | 6.8           | 6.8                | 7.3               | 7.1          | 8.2                      | 9.5                 |
| 250              | 16.9          | 9.3            | 17.5          | 16.2                 | 17.9        | 17.1                        | 16.1                                       | 16.6        | 10.7                                | 12.7          | 12.4               | 16.3              | 16.0         | 17.1                     | 18.5                |
| 500              | 31.8          | NA             | 32.4          | 10.1                 | 32.8        | 32.0                        | 9.1  | 25.3        | NA                                  | NA            | NA                 | 13.3              | 6.6          | 32.0                     | 33.3                |
| 750              | 18.6          | NA             | 38.1          | NA                   | 47.7        | 26.1                        | NA   | 10.4        | NA                                  | NA            | NA                 | NA                | NA           | 25.4                     | 48.2                |
| 1,000            | 3.7           | NA             | 23.2          | NA                   | 35.6        | 11.2                        | NA   | NA          | NA                                  | NA            | NA                 | NA                | NA           | 10.5                     | 52.2                |
| 1,250            | NA            | NA             | 8.4           | NA                   | 20.7        | NA                          | NA   | NA          | NA                                  | NA            | NA                 | NA                | NA           | NA                       | 37.4                |
| 1,500            | NA            | NA             | NA            | NA                   | 5.9         | NA                          | NA   | NA          | NA                                  | NA            | NA                 | NA                | NA           | NA                       | 22.5                |
| 1,600            | NA            | NA             | NA            | NA                   | NA          | NA                          | NA   | NA          | NA                                  | NA            | NA                 | NA                | NA           | NA                       | 16.5                |

NA means no error estimates are provided because the estimate is larger than the estimated total number of housing units in the MSA.

Table W. **Different Answers a Month Apart**

| Item   | Level of inconsistency <sup>1</sup> | Confidence interval <sup>2</sup> | When measured <sup>3</sup> |
|--|-------------------------------------|----------------------------------|----------------------------|
| <b>HIGH LEVEL OF INCONSISTENCY</b>   |                                     |                                  |                            |
| Other kinds of heating equipment (central warm-air) . . . . .                                      | 91                                  | (73 - 100)                       | 89-MS                      |
| Mortgage payment includes anything else (first mortgage) . . . . .                                 | 90                                  | (72 - 111)                       | 90-MS                      |
| Water came in from other places . . . . .  | 81                                  | (64 - 100)                       | 89-MS                      |
| Moved for other, financial/employment . . . . .  | 80                                  | (62 - 104)                       | 85-MS                      |
| Moved for other, housing related . . . . .   | 79                                  | (65 - 97)                        | 85-MS                      |
| Poor city/county service in neighborhood . . . . .   | 78                                  | (63 - 95)                        | 89-MS                      |
| Police protection problem in neighborhood . . . . .  | 78                                  | (63 - 95)                        | 89-MS                      |
| Number of business rooms with direct access to outside . . . . .                                   | 76                                  | (63 - 91)                        | 95-N                       |
| Moved for other reasons . . . . .  | 73                                  | (64 - 85)                        | 85-MS                      |
| Number of other rooms . . . . .  | 73                                  | (64 - 83)                        | 95-N                       |
| Difficulty hearing with or without a hearing aid . . . . .   | 72                                  | (59 - 88)                        | 95-N                       |
| Rooms used both as business space and for something else . . . . .                                 | 70                                  | (62 - 80)                        | 95-N                       |
| Cost for routine repairs and maintenance . . . . .   | 70                                  | (65 - 75)                        | 95-N                       |
| Moved for better quality house . . . . .   | 69                                  | (58 - 82)                        | 85-MS                      |
| Moved for other family/personal related . . . . .  | 68                                  | (54 - 86)                        | 85-MS                      |
| Cost for water supply and sewage disposal . . . . .  | 68                                  | (61 - 76)                        | 81-N                       |
| Lower cost State or local mortgage . . . . .   | 67                                  | (54 - 83)                        | 95-N                       |
| Other problem in neighborhood . . . . .  | 67                                  | (61 - 74)                        | 89-MS                      |
| Number of living rooms . . . . .   | 66                                  | (53 - 82)                        | 95-N                       |
| Shed, detached garage, or other building added or replaced in<br>last 2 years . . . . .            | 66                                  | (49 - 88)                        | 95-N                       |
| Water safe for drinking . . . . .  | 66                                  | (56 - 77)                        | 95-N                       |
| Undesirable industries/businesses in neighborhood . . . . .  | 66                                  | (54 - 82)                        | 89-MS                      |
| Difficulty reaching kitchen facilities . . . . .   | 65                                  | (49 - 87)                        | 95-N                       |
| Number of family rooms, dens, recreation rooms and/or libraries . . . . .                          | 65                                  | (57 - 75)                        | 95-N                       |
| Rats . . . . .   | 65                                  | (54 - 69)                        | 89-MS                      |
| Difficulty opening, closing, or going through any doors of home . . . . .                          | 64                                  | (46 - 87)                        | 95-N                       |
| Noise in neighborhood . . . . .  | 64                                  | (57 - 72)                        | 89-MS                      |
| Difficulty moving between rooms . . . . .  | 64                                  | (49 - 84)                        | 95-N                       |
| Number of business rooms without direct access to outside . . . . .                                | 64                                  | (54 - 76)                        | 95-N                       |
| Peeling paint on the ceiling . . . . .   | 63                                  | (49 - 80)                        | 81-N                       |
| Other kinds of heating equipment (none) . . . . .  | 63                                  | (60 - 67)                        | 89-MS                      |
| How LIKELY to move to place prefer to live in 5 years . . . . .                                    | 62                                  | (54 - 71)                        | 85-MS                      |
| Difficulty reaching bathroom facilities . . . . .  | 62                                  | (47 - 82)                        | 95-N                       |
| Other kinds of heating equipment (unvented room) . . . . .   | 62                                  | (45 - 86)                        | 89-MS                      |
| Difficulty seeing with or without glasses or contact lenses . . . . .                              | 60                                  | (49 - 72)                        | 95-N                       |
| How LIKELY to still be living in this unit in 5 years . . . . .                                    | 60                                  | (49 - 74)                        | 85-MS                      |
| Gross income . . . . .   | 59                                  | Not available                    | 82-MS                      |
| Number of days worked at home . . . . .  | 59                                  | (49 - 72)                        | 95-N                       |
| Patio, terrace, or detached deck added or replaced in last 2 years . . . . .                       | 58                                  | (42 - 81)                        | 95-N                       |
| Electric fuses or breaker switches blown . . . . .   | 58                                  | (50 - 68)                        | 81-N                       |
| Open cracks or holes in building . . . . .   | 58                                  | (47 - 72)                        | 81-N                       |
| People in neighborhood . . . . .   | 57                                  | (52 - 62)                        | 89-MS                      |
| Other major repairs over \$500 each—repair done . . . . .  | 57                                  | (50 - 64)                        | 85-MS                      |
| Work done in last 2 years to attic, basement, garage, or unfinished<br>area of home . . . . .      | 56                                  | (44 - 71)                        | 95-N                       |
| Difficulty going up and down steps . . . . .   | 56                                  | (46 - 69)                        | 95-N                       |
| Central air conditioning/dehumidifier . . . . .  | 56                                  | Not available                    | 80-N                       |
| Satisfactory police protection . . . . .   | 55                                  | (49 - 62)                        | 77-N                       |
| Moved for lower rent or less expensive house to maintain . . . . .                                 | 55                                  | (43 - 70)                        | 85-MS                      |
| Broken plaster or peeling paint . . . . .  | 55                                  | (46 - 65)                        | 89-MS                      |
| Water came in from walls, doors, windows . . . . .   | 55                                  | (45 - 67)                        | 89-MS                      |
| A working electric wall outlet . . . . .   | 55                                  | (42 - 71)                        | 77-N                       |
| Home equity loans . . . . .  | 55                                  | (48 - 64)                        | 95-N                       |
| Other kinds of heating equipment (fireplace with no insert) . . . . .                              | 54                                  | (49 - 59)                        | 89-MS                      |
| Shopping . . . . .   | 54                                  | (47 - 61)                        | 77-N                       |
| Special modifications, equipment, or assistance needed because<br>of physical limitation . . . . . | 54                                  | (44 - 66)                        | 95-N                       |

Table W. **Different Answers a Month Apart**—Con.

| Item   | Level of inconsistency <sup>1</sup> | Confidence interval <sup>2</sup> | When measured <sup>3</sup> |
|--|-------------------------------------|----------------------------------|----------------------------|
| <b>HIGH LEVEL OF INCONSISTENCY</b> —Con.   |                                     |                                  |                            |
| Difficulty entering and exiting home .....   | 54                                  | (43 - 67)                        | 95-N                       |
| Broken plaster on the ceiling .....  | 53                                  | (40 - 70)                        | 81-N                       |
| Water came in from roof .....  | 53                                  | (46 - 60)                        | 89-MS                      |
| Driveways or walkways added or replaced in last 2 years .....                                | 53                                  | (42 - 67)                        | 95-N                       |
| Difficulty with personal activities—bathing/showering .....                                  | 53                                  | (42 - 66)                        | 95-N                       |
| Payments the same during whole length of the mortgage .....                                  | 52                                  | (46 - 59)                        | 85-MS                      |
| Difficulty with personal activities—cooking and preparing food .....                         | 52                                  | (41 - 66)                        | 95-N                       |
| Other major repairs over \$500 each—someone in household do work .....                       | 51                                  | (36 - 72)                        | 85-MS                      |
| Number of hours worked at home as self-employed, contract worker,<br>or business owner ..... | 51                                  | (43 - 61)                        | 95-N                       |
| Litter in neighborhood .....   | 51                                  | (44 - 60)                        | 89-MS                      |
| Which best describes place at that time .....  | 51                                  | (46 - 55)                        | 85-MS                      |
| Rate the place (10 categories) .....   | 51                                  | (49 - 53)                        | 89-MS                      |
| Main reason moved .....  | 51                                  | (47 - 55)                        | 85-MS                      |
| Yearly cost for garbage .....  | 51                                  | (43 - 62)                        | 81-N                       |
| <b>MODERATE LEVEL OF INCONSISTENCY</b>   |                                     |                                  |                            |
| Holes in the floors .....  | 50                                  | (33 - 74)                        | 81-N                       |
| Type of vacant .....   | 50                                  | (38 - 65)                        | 81-N                       |
| Cookstove or range with oven .....   | 50                                  | (39 - 64)                        | 85-N                       |
| Public transportation .....  | 50                                  | (44 - 56)                        | 77-N                       |
| Oil, coal, kerosene, wood and any other fuel cost .....                                      | 50                                  | (40 - 64)                        | 81-N                       |
| Other kinds of heating equipment (other built-in electric) .....                             | 50                                  | (38 - 66)                        | 89-MS                      |
| Central air fuel .....   | 50                                  | (40 - 63)                        | 85-N                       |
| At age 16, live in this area/different place .....   | 50                                  | (44 - 57)                        | 85-MS                      |
| Difficulty with personal activities—housework/laundry .....                                  | 50                                  | (41 - 61)                        | 95-N                       |
| Do work at home .....  | 50                                  | (43 - 58)                        | 95-N                       |
| Traffic in neighborhood .....  | 49                                  | (43 - 54)                        | 89-MS                      |
| Moved to establish own household .....   | 48                                  | (38 - 59)                        | 85-MS                      |
| Rate the place (categories 1-6 combined) .....   | 48                                  | (46 - 51)                        | 89-MS                      |
| Fencing or walls added or replaced in last 2 years .....                                     | 48                                  | (37 - 61)                        | 95-N                       |
| Drive to work alone or with others .....   | 48                                  | (38 - 59)                        | 95-N                       |
| Real estate taxes .....  | 47                                  | (33 - 67)                        | 81-N                       |
| Other kinds of heating equipment (portable electric) .....                                   | 47                                  | (41 - 54)                        | 89-MS                      |
| Central air conditioning/none .....  | 47                                  | Not available                    | 80-N                       |
| Crime in neighborhood .....  | 47                                  | (41 - 53)                        | 89-MS                      |
| Bathroom or kitchen remodeled in last 2 years .....  | 46                                  | (39 - 54)                        | 95-N                       |
| Fixed place of work .....  | 46                                  | (37 - 57)                        | 95-N                       |
| Any additions built—repair done .....  | 46                                  | (35 - 61)                        | 85-MS                      |
| Water came in from basement .....  | 45                                  | (38 - 55)                        | 89-MS                      |
| Any other rooms .....  | 45                                  | (42 - 49)                        | 95-N                       |
| Moved to change from owner to renter/renter to owner .....                                   | 44                                  | (36 - 55)                        | 85-MS                      |
| Five years from now, would you prefer living in this area or<br>someplace else .....         | 44                                  | (32 - 60)                        | 80-N                       |
| Major equipment, such as furnace or central air replaced or<br>added—repair done .....       | 44                                  | (35 - 55)                        | 85-MS                      |
| Major disaster in last 2 years required repairs .....  | 44                                  | (31 - 60)                        | 95-N                       |
| Water leaked into home from outdoors .....   | 43                                  | (39 - 47)                        | 89-MS                      |
| Concealed wiring .....   | 43                                  | (33 - 57)                        | 89-MS                      |
| Other kinds of heating equipment (fireplace with insert) .....                               | 43                                  | (35 - 52)                        | 89-MS                      |
| Rate the place (4 combined categories) .....   | 43                                  | (41 - 46)                        | 89-MS                      |
| Difficulty with personal activities—grooming/dressing .....                                  | 43                                  | (30 - 60)                        | 95-N                       |
| Siding replaced or added in last 2 years—repair done .....                                   | 42                                  | (32 - 56)                        | 85-MS                      |
| Moved to be closer to school/work .....  | 41                                  | (32 - 53)                        | 85-MS                      |
| Yearly cost of insurance (reported in \$100 increments to \$1,000) .....                     | 41                                  | (38 - 44)                        | 89-MS                      |
| Heat breakdown .....   | 41                                  | (30 - 56)                        | 89-MS                      |
| Heating equipment broke down for 6 hours or more .....                                       | 41                                  | (30 - 56)                        | 89-MS                      |
| Public elementary school satisfactory .....  | 40                                  | (34 - 47)                        | 89-MS                      |
| Cost for real estate taxes .....   | 40                                  | (35 - 46)                        | 81-N                       |

Table W. **Different Answers a Month Apart—Con.**

| Item   | Level of inconsistency <sup>1</sup> | Confidence interval <sup>2</sup> | When measured <sup>3</sup> |
|--|-------------------------------------|----------------------------------|----------------------------|
| <b>MODERATE LEVEL OF INCONSISTENCY—Con.</b>  |                                     |                                  |                            |
| Mice or rats or signs of .....   | 40                                  | Not available                    | 76-N                       |
| House/apartment cold for 24 hours .....  | 40                                  | (36 - 45)                        | 89-MS                      |
| Central air conditioning/portable fan .....  | 40                                  | Not available                    | 80-N                       |
| Current mortgage same year as bought home .....  | 39                                  | (27 - 56)                        | 85-MS                      |
| Mode of transportation to work last week .....   | 38                                  | (31 - 46)                        | 95-N                       |
| Anything about the neighborhood that bothers you .....                                   | 38                                  | (35 - 41)                        | 89-MS                      |
| Prefer to be living in another home in this area in 5 years .....                        | 38                                  | (31 - 48)                        | 85-MS                      |
| Change in taxes/insurance/principal balance .....  | 37                                  | (28 - 51)                        | 85-MS                      |
| Number of mortgages on home/property .....   | 36                                  | (28 - 47)                        | 95-N                       |
| Other kinds of heating equipment (stove) .....   | 36                                  | (28 - 47)                        | 89-MS                      |
| Costs for gas for the month of August .....  | 35                                  | (24 - 54)                        | 89-N                       |
| Bathrooms remodeled or added—repair done .....   | 35                                  | (28 - 45)                        | 85-MS                      |
| All or part of roof replaced in last 2 years—repair done .....                           | 35                                  | (29 - 42)                        | 85-MS                      |
| Married, widowed, divorced, or separated .....   | 35                                  | Not available                    | 85-MS                      |
| Number of dining rooms .....   | 35                                  | (32 - 38)                        | 95-N                       |
| Highest level of school/degree .....   | 34                                  | (32 - 35)                        | 95-N                       |
| New storm doors or storm windows bought and installed—repair done .....                  | 33                                  | (27 - 41)                        | 85-MS                      |
| Moved because needed larger house or apartment .....                                     | 33                                  | (26 - 41)                        | 85-MS                      |
| Number of homes source of water serving .....  | 33                                  | (22 - 49)                        | 95-N                       |
| Insulation added—repair done .....   | 32                                  | (25 - 44)                        | 85-MS                      |
| Kitchen remodeled or added - repair done .....   | 32                                  | (25 - 41)                        | 85-MS                      |
| House and lot sell on today's market .....   | 31                                  | (29 - 34)                        | 90-MS                      |
| Moved for new job or job transfer .....  | 30                                  | (22 - 39)                        | 85-MS                      |
| Average monthly cost for gas .....   | 29                                  | (23 - 37)                        | 89-N                       |
| Average monthly cost for electricity .....   | 28                                  | (24 - 34)                        | 89-N                       |
| Type of mortgage (for the first mortgage/loan) (non-CATI) <sup>4</sup> .....             | 27                                  | (21 - 36)                        | 89-N                       |
| Change based on interest rates .....   | 26                                  | (18 - 38)                        | 85-MS                      |
| Year the building was built .....  | 25                                  | Not available                    | 85-MS                      |
| All or part of roof replaced in last 2 years—someone in household do work .....          | 25                                  | (15 - 44)                        | 85-MS                      |
| Number of family rooms .....   | 25                                  | (21 - 30)                        | 85-N                       |
| Mortgage payment include homeowner's insurance (first mortgage) .....                    | 24                                  | (21 - 27)                        | 90-MS                      |
| Prefer to be living in this house/apartment/someplace else .....                         | 24                                  | (20 - 29)                        | 85-MS                      |
| Number of half bathrooms .....   | 24                                  | (20 - 27)                        | 95-N                       |
| Clothes washer age .....   | 22                                  | (19 - 25)                        | 85-N                       |
| How many years for mortgage .....  | 22                                  | (17 - 29)                        | 85-MS                      |
| <b>LOW LEVEL OF INCONSISTENCY</b>  |                                     |                                  |                            |
| Attend a public school or a private school .....   | 19                                  | (15 - 25)                        | 89-MS                      |
| New storm doors or storm windows bought and installed—someone in household do work ..... | 19                                  | (11 - 35)                        | 85-MS                      |
| Garbage disposal age .....   | 18                                  | (15 - 22)                        | 85-N                       |
| Refrigerator age .....   | 18                                  | (16 - 20)                        | 85-N                       |
| Heating equipment broke .....  | 18                                  | (9 - 34)                         | 89-MS                      |
| Clothes dryer age .....  | 18                                  | (15 - 21)                        | 85-N                       |
| Oven/cooking burner age .....  | 18                                  | (16 - 21)                        | 85-N                       |
| Monthly payment (first mortgage) .....   | 16                                  | (14 - 18)                        | 90-MS                      |
| Insulation added—someone in household do work .....                                      | 16                                  | (8 - 33)                         | 85-MS                      |
| New storm doors or storm windows bought and installed—job cost .....                     | 15                                  | (8 - 32)                         | 85-MS                      |
| Mortgage payment include property tax (first mortgage) .....                             | 15                                  | (12 - 18)                        | 90-MS                      |
| New/assumed mortgage .....   | 15                                  | (11 - 22)                        | 85-MS                      |
| How much was borrowed .....  | 14                                  | (11 - 18)                        | 85-MS                      |
| Monthly payment (for first mortgage/loan) (non-CATI) <sup>4</sup> .....                  | 14                                  | (11 - 19)                        | 89-N                       |
| Mortgage, home equity loan or other loan on this house/ apartment .....                  | 14                                  | (11 - 17)                        | 95-N                       |
| Dishwasher age .....   | 14                                  | (11 - 17)                        | 85-N                       |
| Number of full bathrooms .....   | 13                                  | (11 - 15)                        | 95-N                       |
| Where was mortgage borrowed (non-CATI) <sup>4</sup> .....                                | 13                                  | (7 - 28)                         | 89-N                       |
| How much was borrowed (for the first mortgage/loan) (non-CATI) <sup>4</sup> .....        | 13                                  | (10 - 17)                        | 89-N                       |
| Number of bedrooms .....   | 12                                  | (11 - 14)                        | 95-N                       |



Table W. **Different Answers a Month Apart**—Con.

| Item  | Level of inconsistency <sup>1</sup> | Confidence interval <sup>2</sup> | When measured <sup>3</sup> |
|---|-------------------------------------|----------------------------------|----------------------------|
| <b>LOW LEVEL OF INCONSISTENCY</b> —Con.   |                                     |                                  |                            |
| Clothes dryer fuel .....  | 12                                  | (9 - 14)                         | 85-N                       |
| Have property insurance .....   | 12                                  | (10 - 14)                        | 89-MS                      |
| Number of room air conditioners .....   | 11                                  | (9 - 15)                         | 85-N                       |
| Room air conditioners .....   | 10                                  | (8 - 12)                         | 85-N                       |
| Interest rate on the mortgage (for the first mortgage/loan) (non-CATI) <sup>4</sup> ... | 10                                  | (7 - 15)                         | 89-N                       |
| Source of water serving 15 or more homes .....  | 10                                  | (8 - 13)                         | 95-N                       |
| Kitchen remodeled or added—someone in household do work .....                           | 9                                   | (3 - 26)                         | 85-MS                      |
| Number of units in building .....   | 8                                   | (6 - 9)                          | 85-N                       |
| Clothes washer .....  | 8                                   | (6 - 9)                          | 85-N                       |
| Living quarters .....   | 8                                   | (6 - 9)                          | 85-N                       |
| Source of water .....   | 8                                   | (6 - 11)                         | 95-N                       |
| Dishwasher .....  | 6                                   | (5 - 7)                          | 85-N                       |
| Garbage disposal .....  | 5                                   | (4 - 7)                          | 85-N                       |
| Number of apartments .....  | 5                                   | (4 - 8)                          | 85-N                       |
| Central air conditioning .....  | 5                                   | (4 - 6)                          | 85-N                       |
| Clothes dryer .....   | 5                                   | (4 - 7)                          | 85-N                       |
| Cooking fuel .....  | 5                                   | (4 - 6)                          | 85-N                       |

<sup>1</sup>Levels are in percents. They are nearly the same as 100 minus the correlation between answers in the original interview and the reinterview a month later. For example, an inconsistency of 80 means a correlation of 20 percent, which is not good.

<sup>2</sup>Square brackets show 90-percent confidence intervals. Parentheses show 95-percent confidence intervals (used in 1988 and before).

<sup>3</sup>Measured in national surveys (N) or metropolitan surveys (MS).

<sup>4</sup>CATI is computer-assisted telephone interviewing; where shown, inconsistency was measured separately for CATI and non-CATI interviews.

Table X1. **Errors From Sampling: 1999 AHS-N**

[Numbers in thousands]

| When the AHS gives one of the following numbers | The chances are 90 percent that the actual value is inside the range of plus or minus |
|---|---|
| 0 .....   | 10  |
| 10 .....  | 11  |
| 100 .....                                       | 36  |
| 1,000 .....                                     | 112   |
| 2,500 .....                                     | 177   |
| 5,000 .....                                     | 247   |
| 10,000 .....                                    | 341   |
| 25,000 .....                                    | 500   |
| 50,000 .....                                    | 601   |
| 75,000 .....                                    | 580   |
| 100,000 .....                                   | 415   |
| 115,000 .....                                   | 88  |

Source: These errors were computed based on a formula in Table Y with high error. This table represents a conservative example.

Table X2. **Errors From Sampling to Compute a 90-Percent Confidence Interval: 1999 AHS-N Metropolitan Areas**  
(Numbers in thousands)

| Size of estimate | Chicago, IL | Detroit, MI | Los Angeles-<br>Long Beach, CA | New York-<br>Nassau-Suffolk-<br>Newburgh, NY | Northern<br>New Jersey | Philadelphia,<br>PA-NJ |
|------------------|-------------|-------------|--------------------------------|--|------------------------|------------------------|
| 0 .....          | 1.1         | 1.1         | 1.1                            | 2.4  | 2.3                    | 1.1                    |
| 10 .....         | 5.4         | 5.4         | 5.4                            | 7.9  | 7.8                    | 5.4                    |
| 25 .....         | 8.6         | 8.5         | 8.6                            | 12.5   | 12.4                   | 8.5                    |
| 50 .....         | 12.1        | 12.0        | 12.1                           | 17.7   | 17.4                   | 12.0                   |
| 100 .....        | 16.9        | 16.7        | 16.9                           | 24.9   | 24.4                   | 16.8                   |
| 300 .....        | 28.3        | 27.3        | 28.4                           | 42.1   | 40.4                   | 27.5                   |
| 500 .....        | 35.2        | 32.9        | 35.4                           | 53.1   | 49.8                   | 33.4                   |
| 700 .....        | 40.0        | 36.0        | 40.4                           | 61.3   | 55.8                   | 36.8                   |
| 1,100 .....      | 45.7        | 36.7        | 46.5                           | 72.8   | 61.8                   | 38.6                   |
| 1,200 .....      | 46.5        | 35.8        | 47.4                           | 74.9   | 62.2                   | 38.0                   |
| 1,400 .....      | 47.4        | 32.4        | 48.7                           | 78.5   | 61.8                   | 35.8                   |
| 2,000 .....      | 45.3        | NA          | 48.0                           | 84.6   | 49.9                   | 8.7                    |
| 2,500 .....      | 36.9        | NA          | 41.8                           | 85.1   | 4.1                    | NA                     |
| 3,000 .....      | 13.6        | NA          | 27.2                           | 81.5   | NA                     | NA                     |
| 3,500 .....      | NA          | NA          | NA                             | 73.2   | NA                     | NA                     |
| 4,000 .....      | NA          | NA          | NA                             | 58.1   | NA                     | NA                     |
| 4,500 .....      | NA          | NA          | NA                             | 26.8   | NA                     | NA                     |

NA means no error estimates are provided because the estimate is larger than the estimated total number of housing units in the MSA.

Table X3. **Errors From Sampling to Compute a 90-Percent Confidence Interval: 1998 AHS-MS**

[Numbers in thousands]

| Size of estimate | Baltimore, MD | Birmingham, AL | Boston, MA-NH | Cincinnati, OH-KY-IN | Houston, TX | Minneapolis-St. Paul, MN-WI | Norfolk-Virginia Beach-Newport News, VA-NC | Oakland, CA | Providence-Pawtucket-Warwick, RI-MA | Rochester, NY | Salt Lake City, UT | San Francisco, CA | San Jose, CA | Tampa-St. Petersburg, FL | Washington DC-MD-VA |
|------------------|---------------|----------------|---------------|----------------------|-------------|-----------------------------|--|-------------|-------------------------------------|---------------|--------------------|-------------------|--------------|--------------------------|---------------------|
| 0 .....          | 0.6           | 0.2            | 0.9           | 0.4                  | 0.9         | 0.7                         | 0.4  | 0.5         | 0.3                                 | 0.3           | 0.3                | 0.4               | 0.3          | 0.7                      | 1.1                 |
| 1 .....          | 0.9           | 0.5            | 1.0           | 0.7                  | 1.0         | 0.9                         | 0.7  | 0.8         | 0.5                                 | 0.6           | 0.6                | 0.7               | 0.6          | 0.9                      | 1.1                 |
| 5 .....          | 1.9           | 1.2            | 2.2           | 1.6                  | 2.3         | 2.0                         | 1.5  | 1.8         | 1.2                                 | 1.3           | 1.2                | 1.6               | 1.4          | 2.0                      | 2.5                 |
| 10 .....         | 2.7           | 1.7            | 3.1           | 2.2                  | 3.2         | 2.8                         | 2.1  | 2.5         | 1.7                                 | 1.8           | 1.7                | 2.2               | 2.0          | 2.8                      | 3.5                 |
| 25 .....         | 4.2           | 2.6            | 4.9           | 3.5                  | 5.1         | 4.4                         | 3.2  | 3.9         | 2.6                                 | 2.8           | 2.7                | 3.5               | 3.1          | 4.4                      | 5.6                 |
| 50 .....         | 5.9           | 3.5            | 6.9           | 4.8                  | 7.1         | 6.2                         | 4.5  | 5.4         | 3.6                                 | 3.8           | 3.7                | 4.8               | 4.3          | 6.1                      | 7.8                 |
| 100 .....        | 8.1           | 4.6            | 9.6           | 6.5                  | 9.9         | 8.6                         | 6.0  | 7.4         | 4.7                                 | 5.0           | 4.9                | 6.5               | 5.8          | 8.4                      | 10.9                |
| 300 .....        | 12.4          | 4.5            | 15.2          | 8.9                  | 15.9        | 13.4                        | 8.2  | 11.1        | 5.0                                 | 5.7           | 5.5                | 9.2               | 7.7          | 13.1                     | 17.7                |
| 500 .....        | 13.6          | NA             | 17.7          | 7.5                  | 18.8        | 15.1                        | 6.7  | 11.7        | NA                                  | NA            | NA                 | 8.4               | 5.6          | 14.8                     | 21.3                |
| 700 .....        | 12.7          | NA             | 18.3          | NA                   | 20.1        | 14.9                        | NA   | 9.7         | NA                                  | NA            | NA                 | 0.6               | NA           | 14.5                     | 23.2                |
| 1,000 ...        | 4.3           | NA             | 16.0          | NA                   | 19.3        | 10.2                        | NA   | NA          | NA                                  | NA            | NA                 | NA                | NA           | 9.7                      | 23.7                |
| 1,200 ...        | NA            | NA             | 11.4          | NA                   | 16.8        | NA                          | NA   | NA          | NA                                  | NA            | NA                 | NA                | NA           | NA                       | 22.6                |
| 1,400 ...        | NA            | NA             | NA            | NA                   | 11.8        | NA                          | NA   | NA          | NA                                  | NA            | NA                 | NA                | NA           | NA                       | 20.0                |
| 1,600 ...        | NA            | NA             | NA            | NA                   | NA          | NA                          | NA   | NA          | NA                                  | NA            | NA                 | NA                | NA           | NA                       | 15.4                |
| 1,800 ...        | NA            | NA             | NA            | NA                   | NA          | NA                          | NA   | NA          | NA                                  | NA            | NA                 | NA                | NA           | NA                       | 4.5                 |

NA means no error estimates are provided because the estimate is larger than the estimated total number of housing units in the MSA.

Table Y. **Formulas for 90-Percent Confidence Intervals: 1999 AHS-N**

| Characteristics  | General formulas—<br>All characteristics except those listed<br>under other formulas | Other formulas   |   |
|--|--|--|---|
|  |  | Fuels, heating/cooling equipment and<br>neighborhood characteristics | Special characteristics                                   |
| Total units, elderly, new construction, vacants,<br>Northeast, Midwest, West ..... | $1.645 \times \sqrt{2.48 \times A - 0.000022 \times A^2}$                            | $1.645 \times \sqrt{4.74 \times A - 0.000041 \times A^2}$            | $1.645 \times \sqrt{5.53 \times A + 0.000605 \times A^2}$ |
| Central city, mobile homes, Hispanic, urban,<br>suburbs, Black .....               | $1.645 \times \sqrt{2.48 \times A - 0.000022 \times A^2}$                            | $1.645 \times \sqrt{2.48 \times A - 0.000022 \times A^2}$            | $1.645 \times \sqrt{3.52 \times A + 0.000924 \times A^2}$ |
| Rural, South, outside (P)MSAs .....  | $1.645 \times \sqrt{3.12 \times A - 0.000027 \times A^2}$                            | $1.645 \times \sqrt{4.74 \times A - 0.000041 \times A^2}$            | $1.645 \times \sqrt{5.53 \times A + 0.000605 \times A^2}$ |

Table Z. **Formulas for 90-percent Confidence Intervals<sup>1</sup>: 1998 AHS-MS**

| MSA   | The formula is:  |
|---|--|
| <b>1998 AHS-MS</b>                                |  |
| <b>Baltimore, MD</b>                              |  |
| Mobile home estimates .....                       | $1.645 \times \sqrt{(.405 \times A) - (.024994 \times A^2)}$ |
| All other estimates <sup>2</sup> .....            | $1.645 \times \sqrt{(.270 \times A) - (.000263 \times A^2)}$ |
| <b>Birmingham, AL</b>                             |  |
| Mobile home estimates .....                       | $1.645 \times \sqrt{(.180 \times A) - (.005367 \times A^2)}$ |
| All other estimates <sup>2</sup> .....            | $1.645 \times \sqrt{(.105 \times A) - (.000266 \times A^2)}$ |
| <b>Boston, MA-NH</b>                              |  |
| Mobile home estimates .....                       | $1.645 \times \sqrt{(.515 \times A) - (.037632 \times A^2)}$ |
| All other estimates <sup>2</sup> .....            | $1.645 \times \sqrt{(.370 \times A) - (.000275 \times A^2)}$ |
| <b>Cincinnati, OH-KY-IN</b>                       |  |
| Mobile home estimates .....                       | $1.645 \times \sqrt{(.315 \times A) - (.014593 \times A^2)}$ |
| All other estimates <sup>2</sup> .....            | $1.645 \times \sqrt{(.185 \times A) - (.000286 \times A^2)}$ |
| <b>Houston, TX</b>                                |  |
| Mobile home estimates .....                       | $1.645 \times \sqrt{(.620 \times A) - (.009146 \times A^2)}$ |
| All other estimates <sup>2</sup> .....            | $1.645 \times \sqrt{(.390 \times A) - (.000252 \times A^2)}$ |
| <b>Minneapolis-St. Paul, MN-WI</b>                |  |
| Mobile home estimates .....                       | $1.645 \times \sqrt{(.445 \times A) - (.015859 \times A^2)}$ |
| All other estimates <sup>2</sup> .....            | $1.645 \times \sqrt{(.300 \times A) - (.000261 \times A^2)}$ |
| <b>Norfolk-Virginia Beach-Newport News, VA-NC</b> |  |
| Mobile home estimates .....                       | $1.645 \times \sqrt{(.255 \times A) - (.010117 \times A^2)}$ |
| All other estimates <sup>2</sup> .....            | $1.645 \times \sqrt{(.160 \times A) - (.000253 \times A^2)}$ |
| <b>Oakland, CA</b>                                |  |
| Mobile home estimates .....                       | $1.645 \times \sqrt{(.320 \times A) - (.019269 \times A^2)}$ |
| All other estimates <sup>2</sup> .....            | $1.645 \times \sqrt{(.230 \times A) - (.000257 \times A^2)}$ |
| <b>Providence-Pawtucket-Warwick, RI-MA</b>        |  |
| Mobile home estimates .....                       | $1.645 \times \sqrt{(.165 \times A) - (.029162 \times A^2)}$ |
| All other estimates <sup>2</sup> .....            | $1.645 \times \sqrt{(.110 \times A) - (.000265 \times A^2)}$ |
| <b>Rochester, NY</b>                              |  |
| Mobile home estimates .....                       | $1.645 \times \sqrt{(.175 \times A) - (.008538 \times A^2)}$ |
| All other estimates <sup>2</sup> .....            | $1.645 \times \sqrt{(.120 \times A) - (.000268 \times A^2)}$ |
| <b>Salt Lake City, UT</b>                         |  |
| Mobile home estimates .....                       | $1.645 \times \sqrt{(.115 \times A) - (.007892 \times A^2)}$ |
| All other estimates <sup>2</sup> .....            | $1.645 \times \sqrt{(.115 \times A) - (.000259 \times A^2)}$ |
| <b>San Francisco, CA</b>                          |  |
| Mobile home estimates .....                       | $1.645 \times \sqrt{(.235 \times A) - (.039167 \times A^2)}$ |
| All other estimates <sup>2</sup> .....            | $1.645 \times \sqrt{(.185 \times A) - (.000264 \times A^2)}$ |

Table Z. **Formulas for 90-percent Confidence Intervals<sup>1</sup>: 1998 AHS-MS—Con.**

| MSA  | The formula is:   |
|--|---|
| <b>1998 AHS-MS—Con.</b>                    |   |
| San Jose, CA                               |   |
| Mobile home estimates .....                | $1.645 \times \sqrt{(.150 \times A) - (.006167 \times A^2)}$  |
| All other estimates <sup>2</sup> .....     | $1.645 \times \sqrt{(.150 \times A) - (.000254 \times A^2)}$  |
| Tampa-St. Petersburg, FL                   |   |
| Mobile home estimates .....                | $1.645 \times \sqrt{(.375 \times A) - (.001870 \times A^2)}$  |
| All other estimates <sup>2</sup> .....     | $1.645 \times \sqrt{(.290 \times A) - (.000255 \times A^2)}$  |
| Washington, DC-MD-VA                       |   |
| Mobile home estimates .....                | $1.645 \times \sqrt{(.740 \times A) - (.046204 \times A^2)}$  |
| All other estimates <sup>2</sup> .....     | $1.645 \times \sqrt{(.465 \times A) - (.000256 \times A^2)}$  |
| <b>1999 AHS-N Metropolitan Areas</b>       |   |
| Chicago, IL .....                          |   |
| Detroit, MI .....                          | $1.645 \times \sqrt{(1.100 \times A) - (.000359 \times A^2)}$ |
| Los Angeles-Long Beach, CA .....           | $1.645 \times \sqrt{(1.100 \times A) - (.000586 \times A^2)}$ |
| New York-Nassau-Suffolk-Newburgh, NY ..... | $1.645 \times \sqrt{(1.100 \times A) - (.000336 \times A^2)}$ |
| New York-Nassau-Suffolk-Newburgh, NY ..... | $1.645 \times \sqrt{(2.350 \times A) - (.000509 \times A^2)}$ |
| Northern New Jersey .....                  | $1.645 \times \sqrt{(2.300 \times A) - (.000919 \times A^2)}$ |
| Philadelphia, PA-NJ .....                  | $1.645 \times \sqrt{(1.100 \times A) - (.000543 \times A^2)}$ |

<sup>1</sup>The formulas in the text are based on 1.645 times the errors from sampling. This formula gives 90-percent confidence interval errors. For 95-percent confidence interval errors, multiply by 1.960 instead of 1.645; for 99-percent confidence, multiply by 2.576 instead of 1.645.

<sup>2</sup>Some items (for example, characteristic of total housing units) may involve housing units from both the mobile home and nonmobile home universe. The formulas for all other estimates should be used for these items. The formulas for mobile home estimates should be used for items that only involve housing units from the mobile home universe.

Table AA. **Formulas for 90-percent Confidence Intervals Associated With a Percentage**

| MSA and estimates type                            | The formula is: <sup>1</sup>                             |
|---|--|
| <b>1998 AHS-MS</b>                                |  |
| <b>Baltimore, MD</b>                              |  |
| Mobile home estimates .....                       | $1.645 \times \sqrt{(.405 \times p \times (100 - p))/A}$ |
| All other estimates <sup>2</sup> .....            | $1.645 \times \sqrt{(.270 \times p \times (100 - p))/A}$ |
| <b>Birmingham, AL</b>                             |  |
| Mobile home estimates .....                       | $1.645 \times \sqrt{(.180 \times p \times (100 - p))/A}$ |
| All other estimates <sup>2</sup> .....            | $1.645 \times \sqrt{(.105 \times p \times (100 - p))/A}$ |
| <b>Boston, MA-NH</b>                              |  |
| Mobile home estimates .....                       | $1.645 \times \sqrt{(.515 \times p \times (100 - p))/A}$ |
| All other estimates <sup>2</sup> .....            | $1.645 \times \sqrt{(.370 \times p \times (100 - p))/A}$ |
| <b>Cincinnati, OH-KY-IN</b>                       |  |
| Mobile home estimates .....                       | $1.645 \times \sqrt{(.315 \times p \times (100 - p))/A}$ |
| All other estimates <sup>2</sup> .....            | $1.645 \times \sqrt{(.185 \times p \times (100 - p))/A}$ |
| <b>Houston, TX</b>                                |  |
| Mobile home estimates .....                       | $1.645 \times \sqrt{(.620 \times p \times (100 - p))/A}$ |
| All other estimates <sup>2</sup> .....            | $1.645 \times \sqrt{(.390 \times p \times (100 - p))/A}$ |
| <b>Minneapolis-St. Paul, MN-WI</b>                |  |
| Mobile home estimates .....                       | $1.645 \times \sqrt{(.445 \times p \times (100 - p))/A}$ |
| All other estimates <sup>2</sup> .....            | $1.645 \times \sqrt{(.300 \times p \times (100 - p))/A}$ |
| <b>Norfolk-Virginia Beach-Newport News, VA-NC</b> |  |
| Mobile home estimates .....                       | $1.645 \times \sqrt{(.255 \times p \times (100 - p))/A}$ |
| All other estimates <sup>2</sup> .....            | $1.645 \times \sqrt{(.160 \times p \times (100 - p))/A}$ |
| <b>Oakland, CA</b>                                |  |
| Mobile home estimates .....                       | $1.645 \times \sqrt{(.320 \times p \times (100 - p))/A}$ |
| All other estimates <sup>2</sup> .....            | $1.645 \times \sqrt{(.230 \times p \times (100 - p))/A}$ |
| <b>Providence-Pawtucket-Warwick, RI-MA</b>        |  |
| Mobile home estimates .....                       | $1.645 \times \sqrt{(.165 \times p \times (100 - p))/A}$ |
| All other estimates <sup>2</sup> .....            | $1.645 \times \sqrt{(.110 \times p \times (100 - p))/A}$ |
| <b>Rochester, NY</b>                              |  |
| Mobile home estimates .....                       | $1.645 \times \sqrt{(.175 \times p \times (100 - p))/A}$ |
| All other estimates <sup>2</sup> .....            | $1.645 \times \sqrt{(.120 \times p \times (100 - p))/A}$ |
| <b>Salt Lake City, UT</b>                         |  |
| Mobile home estimates .....                       | $1.645 \times \sqrt{(.115 \times p \times (100 - p))/A}$ |
| All other estimates <sup>2</sup> .....            | $1.645 \times \sqrt{(.115 \times p \times (100 - p))/A}$ |
| <b>San Francisco, CA</b>                          |  |
| Mobile home estimates .....                       | $1.645 \times \sqrt{(.235 \times p \times (100 - p))/A}$ |
| All other estimates <sup>2</sup> .....            | $1.645 \times \sqrt{(.185 \times p \times (100 - p))/A}$ |
| <b>San Jose, CA</b>                               |  |
| Mobile home estimates .....                       | $1.645 \times \sqrt{(.150 \times p \times (100 - p))/A}$ |
| All other estimates <sup>2</sup> .....            | $1.645 \times \sqrt{(.150 \times p \times (100 - p))/A}$ |

Table AA. **Formulas for 90-percent Confidence Intervals Associated With a Percentage—Con.**

| MSA and estimates type                     | The formula is: <sup>1</sup>                              |
|--|---|
| <b>1998 AHS-MS—Con.</b>                    |   |
| Tampa-St. Petersburg, FL                   |   |
| Mobile home estimates .....                | $1.645 \times \sqrt{(.375 \times p \times (100 - p))/A}$  |
| All other estimates <sup>2</sup> .....     | $1.645 \times \sqrt{(.290 \times p \times (100 - p))/A}$  |
| Washington, DC-MD-VA                       |   |
| Mobile home estimates .....                | $1.645 \times \sqrt{(.740 \times p \times (100 - p))/A}$  |
| All other estimates <sup>2</sup> .....     | $1.645 \times \sqrt{(.465 \times p \times (100 - p))/A}$  |
| <b>1999 AHS-N Metropolitan Sample</b>      |   |
| Chicago, IL .....                          | $1.645 \times \sqrt{(1.100 \times p \times (100 - p))/A}$ |
| Detroit, MI .....                          | $1.645 \times \sqrt{(1.100 \times p \times (100 - p))/A}$ |
| Los Angeles-Long Beach, CA .....           | $1.645 \times \sqrt{(1.100 \times p \times (100 - p))/A}$ |
| New York-Nassau-Suffolk-Newburgh, NY ..... | $1.645 \times \sqrt{(2.350 \times p \times (100 - p))/A}$ |
| Northern New Jersey .....                  | $1.645 \times \sqrt{(2.300 \times p \times (100 - p))/A}$ |
| Philadelphia, PA-NJ .....                  | $1.645 \times \sqrt{(1.100 \times p \times (100 - p))/A}$ |

<sup>1</sup>These formulas are equivalent to  $1.645 \times \sqrt{(p \times (1 - p)) / n}$ . For example, for all other estimates in the Baltimore, MD, metropolitan area,  $.27/A$  adjusts the data to the effective sample size.

<sup>2</sup>Some items (for example, characteristic of total housing units) may involve housing units from both the mobile home and nonmobile home universe. The formulas for all other estimates should be used for these items. The formulas for mobile home estimates should be used for items that only involve housing units from the mobile home universe.

Table BB. **How to Compute a 90-Percent Confidence Interval for a Median**

| Steps for calculations   | The formula                                       | An example   | Your data |
|--|---|--|-----------|
| How many total units is the median based on (in thousands, exclude “not reported” and “don’t know”)? . . . . | A   | 297.3  | _____     |
| What are the end-points of the category the median is in? .....  | X - Y   | \$600-699  | _____     |
| What is the width of this category (in dollars, rooms, or whatever the item measures)? .....                 | W   | \$100  | _____     |
| How many housing units are in this median category (in thousands)? .....                                     | B   | 21.6   | _____     |
| Then the error from sampling for the median is approximately: <sup>1</sup> .....                             | $\frac{K \times W \times \sqrt{A}}{B}$            | $\frac{.426 \times 100 \times \sqrt{297.3}}{21.6}$<br>= \$34 | _____     |
| The 90-percent confidence interval for the median is: . . .  | median $\pm \frac{K \times W \times \sqrt{A}}{B}$ | median $\pm$ \$34  | _____     |

<sup>1</sup>Note: To obtain an appropriate value for K, multiply the **numerator** of the formula for computing the error from sampling for 50 percent by a factor of .01. Refer to the Percents section of this appendix for the appropriate formula for AHS-N. Refer to Table AA for the appropriate formula for AHS-MS and the AHS-National metropolitan areas. For example, for estimates consisting of only mobile homes in the Baltimore, MD, metropolitan area  $k = .01 \times (1.645 \times \sqrt{.405 \times 50 \times 50}) = .523$  and for all other estimates in Baltimore,  $K = .427$ .

**Table CC. Calculation of the 90-Percent Confidence Interval for Medians**

In the following example, cost data are used to calculate the 90-percent confidence interval for medians (all numbers are in thousands):

|                     | Cumulative number of housing units |       |
|---------------------|------------------------------------|-------|
| Total housing units | 321.6                              |       |
| Less than \$500     | 109.3                              | 109.3 |
| \$500 to \$599      | 24.7                               | 134.0 |
| \$600 to \$699      | 21.6                               | 155.6 |
| \$700 to \$799      | 28.9                               | 184.5 |
| \$800 or more       | 112.8                              | 297.3 |
| Not reported        | 24.4                               |       |
| Median              | \$668                              |       |

| Item  | Formula                  | Bottom limit                            |           | Top limit                             |           |
|---|--------------------------|---|-----------|---------------------------------------|-----------|
|   |                          | Example                                 | Your data | Example                               | Your data |
| How many total units is the median based on (in thousands, exclude "not reported" and "no cash rent")? .....  | A                        | 297.3                                   | _____     |                                       |           |
| Half the total, for the median (in thousands).....  | A/2                      | 148.65                                  | _____     |                                       |           |
| Error from sampling for 50 percent of the base of this median (first line) <sup>1</sup> .....   | $42.6/\sqrt{A}$          | 2.47                                    | _____     |                                       |           |
| Multiply this percentage error by .01 to turn it into a fraction and by total units to give the error in housing units.....   | $.426\sqrt{A}$           | 7.35                                    | _____     |                                       |           |
| Bottom of error range (second line minus fourth line, in thousands).....  | B <sub>bottom</sub>      | *141.3                                  | _____     |                                       |           |
| Top of error range (second line plus fourth line, in thousands) .....   | B <sub>top</sub>         |   |           | *156                                  | _____     |
| * Start adding up the housing units in the table, category by category, cumulatively from the beginning of the table, until you exceed the starred number above. What interval does the starred number fall in? ..... |                          | \$600-699                               | _____     | \$700-799                             | _____     |
| How many housing units are in all the categories before this one (in thousands)?.....   | C                        | 134.0                                   | _____     | 155.6                                 | _____     |
| How many housing units are in this category (in thousands)? .....   | D                        | 21.6                                    | _____     | 28.9                                  | _____     |
| What is the bottom limit of this category (in dollars, rooms, or whatever the item measures)? .....   | E                        | \$600                                   | _____     | \$700                                 | _____     |
| What is the bottom limit of the next category (in dollars, rooms, etc)? .....   | F                        | \$700                                   | _____     | \$800                                 | _____     |
| Formula to calculate limits of confidence interval .....  | $\frac{(B-C)}{D}(F-E)+E$ | $\frac{(141.3 - 134.0)}{21.6}(100)+600$ |           | $\frac{(156 - 155.6)}{28.9}(100)+700$ |           |
| Limits of confidence interval (in dollars, rooms, etc.) .....   |                          | \$634                                   |           | \$701                                 |           |

\* Starting with the starred step, this worksheet is equivalent to interpolation, for those who are familiar with this term.

<sup>1</sup>Statistical note: This formula is based on the error from sampling for 50 percent (using the appropriate formula,  $1.645 \times \sqrt{.405 \times 50 \times (100 - 50)/A} = 52.3/\sqrt{A}$  for medians involving estimates of only mobile homes in Baltimore, MD, metropolitan area. For medians involving all other estimates in the Baltimore, MD, metropolitan area, use  $42.6/\sqrt{A}$ . Refer to the Percents section of this appendix for the appropriate formula for AHS-N. Refer to Table AA for the appropriate formula for AHS-MS.



# Index for Table Numbers and Appendixes

---

**Accuracy, nonsampling:** definition Appendix D, Errors

**Accuracy, sampling:** definition Appendix D, Errors

**Acreage:** vacant homes 1A-3, 1B-3, 1C-3, 1D-3, comparisons 2-3, 2-17, 2-18, owners 3-3, 3-17, 3-18, renters 4-3, 4-17, 4-18, Blacks 5-3, 5-17, 5-18, Hispanics 6-3, 6-17, 6-18, elderly 7-3, 7-17, 7-18, definition Appendix A “Lot size”

**Adjustable mortgages:** comparisons 2-19, owners 3-15, 3-19, Blacks 5-15, 5-19, Hispanics 6-15, 6-19, elderly 7-15, 7-19, definition Appendix A “Payment plans of primary and secondary mortgages”

**Adult and single children under 18 years old:** comparisons 2-9, owners 3-9, renters 4-9, Blacks 5-9, Hispanics 6-9, elderly 7-9, definition Appendix A “Household composition”

**Adult children:** comparison 2-9, owners 3-9, renters 4-9, Blacks 5-9, Hispanics 6-9, elderly 7-9, definition Appendix A “Persons other than spouse or children”

**AFDC (welfare):** comparisons 2-12, owners 3-12, renters 4-12, Blacks 5-12, Hispanics 6-12, elderly 7-12, definition Appendix A “Income”

**African American (Black):** column heading in most tables, comparisons 2-1, owners 3-1, renters 4-1, Blacks 5-1, Hispanics 6-1, elderly 7-1, definition Appendixes A and C “Race”

**Age of building (year structure built):** column heading in most tables, vacant homes 1A-1, 1B-1, 1C-1, 1D-1, comparisons 2-1, 2-20, 2-21, owners 3-1, 3-20, 3-21, 3-22, renters 4-1, 4-20, 4-21, Blacks 5-1, 5-20, 5-21, 5-22, Hispanics 6-1, 6-20, 6-21, 6-22, elderly 7-1, 7-20, 7-21, 7-22, definition: Appendix A “Year structure built”

**Age of children:** comparisons 2-9, 2-20, 2-21, owners 3-9, 3-20, 3-21, 3-22, renters 4-9, 4-20, 4-21, Blacks 5-9, 5-20, 5-21, 5-22, Hispanics 6-9, 6-20, 6-21, 6-22, elderly 7-9, 7-20, 7-21, 7-22, definition Appendix A “Household composition”

**Age of householder:** comparisons 2-9, 2-20, 2-21, 2-25, owners 3-9, 3-20, 3-21, 3-22, 3-25, renters 4-9, 4-20, 4-21, 4-25, Blacks 5-9, 5-20, 5-21, 5-22, 5-25, Hispanics 6-9, 6-20, 6-21, 6-22, 6-25, elderly 7-9, 7-20, 7-21, 7-22, 7-25, definition Appendix A “Age of householder”

**Age of nearby buildings, approximate:** (see “Age of other residential buildings within 300 feet”)

**Age of other residential buildings within 300 feet:** vacant homes 1A-6, 1B-6, 1C-6, 1D-6, comparison 2-8, owners 3-8, renters 4-8, Blacks 5-8, Hispanics 6-8, elderly 7-8, definition Appendix A “Age of other residential buildings within 300 feet,” Appendix C “Buildings and neighborhood”

**Air conditioning equipment:** vacant homes 1A-4, 1B-4, 1C-4, 1D-4, comparisons 2-4, 2-25, owners 3-4, renters 4-4, Blacks 5-4, 5-25, Hispanics 6-4, 6-25, elderly 7-4, 7-25, definition Appendix A “Equipment”

**Air conditioning fuel:** vacant homes 1A-5, 1B-5, 1C-5, 1D-5, comparisons 2-5, 2-25, owners 3-5, 3-25, renters 4-5, 4-25, Blacks 5-5, 5-25, Hispanics 6-5, 6-25, elderly 7-5, 7-25, definition Appendix A “Fuels”

**Air conditioning needs:** (see Appendix A “Heating and cooling degree days”)

**Airport, highway or railroad nearby:** vacant homes 1A-6, 1B-6, 1C-6, 1D-6, comparisons 2-8, owners 3-8, renters 4-8, Blacks 5-8, Hispanics 6-8, elderly 7-8

**Alaska Native:** (see “Aleut” or “Eskimo”)

**Alimony:** comparisons 2-12, owners 3-12, renters 4-12, Blacks 5-12, Hispanics 6-12, elderly 7-12, definition Appendix A “Income”

**Aleut:** comparisons 2-1, 2-25, owners 3-1, 3-25, renters 4-1, 4-25, Blacks 5-1, 5-25, Hispanics 6-1, 6-25, elderly 7-1, 7-25, definition Appendix A “Race”

**Amenities, selected:** vacant homes 1A-6, 1B-6, 1C-6, 1D-6, comparisons 2-7, 2-25, owners 3-7, renters 4-7, Blacks 5-7, 5-25, Hispanics 6-7, 6-25, elderly 7-7, 7-25, definition Appendix A “Selected amenities”

**American Indian:** comparisons 2-1, 2-25, owners 3-1, 3-25, renters 4-1, 4-25, Blacks 5-1, 5-25, Hispanics 6-1, 6-25, elderly 7-1, 7-25, definition Appendix A “Race”

**Amount of savings and investments:** comparisons 2-12, owners 3-12, renters 4-12, Blacks 5-12, Hispanics 6-12, elderly 7-12, definition Appendix A “Amount of savings and investments”

**Annual taxes paid per \$1,000 value:** vacant homes 1A-7, 1B-7, 1C-7, 1D-7, comparisons 2-13, owners 3-13, Blacks 5-13, Hispanics 6-13, elderly 7-13, definition Appendix A “Annual taxes paid per \$1,000 value”

**Apartment building:** (see “Units in structure”)

**Apartment building, previous residence:** comparisons 2-10, owners 3-10, renters 4-10, Blacks 5-10, Hispanics 6-10, elderly 7-10, Appendix A “Structure type of previous residence”

**Apartments, efficiency:** (see “Rooms”)

**Apartments, home search:** comparisons 2-11, owners 3-11, renters 4-11, Blacks 5-11, Hispanics 6-11, elderly 7-11, definition Appendix A “Choice of present home and home search”

**Appearance of home (reason to live here):** comparisons 2-11, owners 3-11, renters 4-11, Blacks 5-11, Hispanics 6-11, elderly 7-11, definition Appendix A “Choice of present home and home search”

**Appearance of neighborhood (reason to live here):** comparisons 2-11, owners 3-11, renters 4-11, Blacks 5-11, Hispanics 6-11, elderly 7-11, definition Appendix A “Choice of present neighborhood”

**ARM (adjustable rate mortgage):** comparisons 2-19, owners 3-15, 3-19, Blacks 5-15, 5-19, Hispanics 6-15, 6-19, elderly 7-15, 7-19, definition Appendix A “Payment plans of primary and secondary mortgages”

**Asian:** comparison 2-1, 2-25, owners 3-1, 3-25, renters 4-1, 4-25, Blacks 5-1, 5-25, Hispanics 6-1, 6-25, elderly 7-1, 7-25, definition Appendix A “Race”

**Assistance for food (food stamps):** comparisons 2-12, owners 3-12, renters 4-12, Blacks 5-12, Hispanics 6-12, elderly 7-12, definition Appendix A “Income”

**Assisted housing (mortgages):** owners 3-15, Blacks 5-15, Hispanics 6-15, elderly 7-15, definition Appendix A “Lower cost state and local mortgages”

**Assisted housing (rentals):** vacant homes 1A-7, 1B-7, 1C-7, 1D-7, comparisons 2-12, 2-20, 2-21, renters 4-12, 4-20, 4-21, Blacks 5-12, 5-20, 5-21, Hispanics 6-12, 6-20, 6-21, elderly 7-12, 7-20, 7-21, definition Appendix A “Rent reductions”

**Assumed mortgage:** comparisons 2-19, owners 3-15, 3-19, Blacks 5-15, 5-19, Hispanics 6-15, 6-19, elderly 7-15, 7-19, definition Appendix A “Mortgage origination”

**Average monthly cost paid for fuel oil:** comparisons 2-13, 2-23, owner 3-13, 3-23, renter 4-13, 4-23, Blacks 5-13, 5-23, Hispanics 6-13, 6-23, elderly 7-13, 7-23, definition Appendix A “Monthly costs for electricity and gas”

**Average monthly cost paid for real estate taxes:** vacant homes 1A-7, 1B-7, 1C-7, 1D-7, comparisons 2-13, 2-19, 2-20, 2-21, owners 3-13, 3-19, 3-20, 3-21, 3-22, renters 4-13, 4-19, 4-20, 4-21, 4-22, Blacks 5-13, 5-19, 5-20, 5-21, 5-22, Hispanics 6-13, 6-19, 6-20, 6-21, 6-22, elderly 7-13, 7-19, 7-20, 7-21, 7-22, definition Appendixes A and C “Monthly housing costs,” Appendix C “Housing costs and value”

**Balcony:** vacant homes 1A-6, 1B-6, 1C-6, 1D-6, comparisons 2-7, 2-25, owners 3-7, 3-25, renters 4-7, 4-25, Blacks 5-7, 5-25, Hispanics 6-7, 6-25, elderly 7-7, 7-25, definition Appendix A “Selected amenities”

**Balloon mortgages:** comparisons 2-19, owners 3-15, 3-19, Blacks 5-15, 5-19, Hispanics 6-15, 6-19, elderly 7-15, 7-19, definition Appendix A “Payment plans of primary and secondary mortgages”

**Bars on windows of buildings within 300 feet:** vacant homes 1A-6, 1B-6, 1C-6, 1D-6, comparisons 2-8, owners 3-8, renters 4-8, Blacks 5-8, Hispanics 6-8, elderly 7-8, definition Appendix A “Bars on windows of buildings,” Appendix C “Buildings and neighborhood”

**Bars on windows, this building:** vacant homes 1A-2, 1B-2, 1C-2, 1D-2, comparisons 2-2, owners 3-2, renters 4-2, Blacks 5-2, Hispanics 6-2, elderly 7-2, definition Appendix A “External building conditions,” Appendix C “Buildings and neighborhood”

**Basement leaked:** comparisons 2-7, owners 3-7, renters 4-7, Blacks 5-7, Hispanics 6-7, elderly 7-7, definition Appendix A “Physical problems,” “Water leakage in last 12 months”

**Basement, type of:** vacant homes 1A-2, 1B-2, 1C-2, 1D-2, comparisons 2-2, owners 3-2, renters 4-2, Blacks 5-2, Hispanics 6-2, elderly 7-2, definition Appendix A “Foundation”

**Bathrooms:** vacant homes 1A-3, 1B-3, 1C-3, 1D-3, comparisons 2-3, 2-17, 2-18, 2-20, 2-21, 2-25, owners 3-3, 3-17, 3-18, 3-20, 3-21, 3-22, 3-25, renters 4-3, 4-17, 4-18, 4-20, 4-21, 4-25, Blacks 5-3, 5-17, 5-18, 5-20, 5-21, 5-22, 5-25, Hispanics 6-3, 6-17, 6-18, 6-20, 6-21, 6-22, 6-25, elderly 7-3, 7-17, 7-18, 7-20, 7-21, 7-22, 7-25, definition Appendix A “Complete bathrooms,” Appendix C “Plumbing facilities”

**Bathtub or shower:** vacant homes 1A-4, 1B-4, 1C-4, 1D-4, comparisons 2-4, 2-25, owners 3-4, 3-25, renters 4-4, 4-25, Blacks 5-4, 5-25, Hispanics 6-4, 6-25, elderly 7-4, 7-25, definition Appendix A “Complete bathrooms,” Appendix C “Plumbing facilities”

**Bay nearby (body of water):** (see “Bodies of water within 300 feet”)

**Bedrooms:** vacant homes 1A-3, 1B-3, 1C-3, 1D-3, comparisons 2-3, 2-17, 2-18, 2-20, 2-21, 2-25, owners 3-3, 3-17, 3-18, 3-20, 3-21, 3-22, 3-25, renters 4-3, 4-17, 4-18, 4-20, 4-21, 4-25, Blacks 5-3, 5-17, 5-18, 5-20, 5-21, 5-22, 5-25, Hispanics 6-3, 6-17, 6-18, 6-20, 6-21, 6-22, 6-25, elderly 7-3, 7-17, 7-18, 7-20, 7-21, 7-22, 7-25, definition Appendix A “Bedrooms”

**Blacks:** column heading in most tables, comparisons 2-1, 2-25, owners 3-1, 3-25, renters 4-1, 4-25, Blacks 5-1, 5-25, Hispanics 6-1, 6-25, elderly 7-1, 7-25, definition Appendix A “Race”

**Bodies of water nearby:** (see “Bodies of water within 300 feet”)

**Bodies of water within 300 feet:** vacant homes 1A-6, 1B-6, 1C-6, 1D-6, comparisons 2-8, owners 3-8, renters 4-8, Blacks 5-8, Hispanics 6-8, elderly 7-8, definition Appendix A “Bodies of water within 300 feet”

**Book titles:** (see Appendix C “Book titles”)

**Borrowing for down payment:** owners 3-14, Blacks 5-14, Hispanics 6-14, elderly 7-14, definition Appendix A “Major source of down payment”

**Bottled gas, cost:** comparisons 2-13, owners 3-13, renters 4-13, Blacks 5-13, Hispanics 6-13, elderly 7-13, definition Appendix A “Monthly housing costs”

**Bottled gas, uses:** comparisons 2-5, 2-20, 2-21, 2-25, owners 3-5, 3-20, 3-21, 3-22, 3-25, renters 4-5, 4-20, 4-21, 4-25, Blacks 5-5, 5-20, 5-21, 5-22, 5-25, Hispanics 6-5, 6-20, 6-21, 6-22, 6-25, elderly 7-5, 7-20, 7-21, 7-22, 7-25, definition Appendix A “Fuels”

**Breakdown, electrical:** (see “Fuses blown,” Appendix A “Electric fuses and circuit breakers”)

**Breakdown, heating or toilet:** comparisons 2-6, owners 3-6, renters 4-6, Blacks 5-6, Hispanics 6-6, elderly 7-6, definition Appendix A “Heating equipment and heating equipment breakdown,” “Flush and flush toilet breakdowns”

**Breakdown, water supply or sewage system:** comparisons 2-6, owners 3-6, renters 4-6, Blacks 5-6, Hispanics 6-6, elderly 7-6, definition Appendix A “Primary source of water and water supply stoppage,” “Sewage disposal and sewage disposal breakdown”

**Bricks condition:** vacant homes 1A-2, 1B-2, 1C-2, 1D-2, comparisons 2-2, owners 3-2, renters 4-2, Blacks 5-2, Hispanics 6-2, elderly 7-2, definition Appendix A “External building conditions,” Appendix C “Buildings and neighborhood”

**Broken into, buildings:** definition Appendix A “Other buildings vandalized or with interior exposed”

**Broken plaster:** vacant homes 1A-6, 1B-6, 1C-6, 1D-6, comparisons 2-7, owners 3-7, renters 4-7, Blacks 5-7, Hispanics 6-7, elderly 7-7, definition Appendix A “Selected deficiencies”

**Broken siding, foundation, roof, windows:** vacant homes 1A-2, 1B-2, 1C-2, 1D-2, comparisons 2-2, owners 3-2, renters 4-2, Blacks 5-2, Hispanics 6-2, elderly 7-2, definition Appendix A “External building conditions,” Appendix C “Buildings and neighborhood”

**Building, age of:** column heading in most tables, vacant homes 1A-1, 1B-1, 1C-1, 1D-1, comparisons 2-1, 2-20, 2-21, 2-25, owners 3-1, 3-20, 3-21, 3-22, 3-25, renters 4-1, 4-20, 4-21, 4-25, Blacks 5-1, 5-20, 5-21, 5-22, 5-25, Hispanics 6-1, 6-20, 6-21, 6-22, 6-25, elderly 7-1, 7-20, 7-21, 7-22, 7-25, definition Appendixes A “Year structure built”

**Building and ground maintenance:** renters 4-7, definition Appendix A “Building and ground maintenance”

**Building neighbor noise:** comparisons 2-8, owners 3-8, renters 4-8, Blacks 5-8, Hispanics 6-8, elderly 7-8, definition Appendix A “Building neighbor noise”

**Building, outside condition:** vacant homes 1A-2, 1B-2, 1C-2, 1D-2, comparisons 2-2, owners 3-2, renters 4-2, Blacks 5-2, Hispanics 6-2, elderly 7-2, definition Appendix A “External building conditions,” Appendix C “Buildings and neighborhood”

**Building, size:** vacant homes 1A-1, 1B-1, 1C-1, 1D-1, comparisons 2-1, 2-20, 2-21, 2-25, owners 3-1, 3-20, 3-21, 3-22, 3-25, renters 4-1, 4-20, 4-21, 4-25, Blacks 5-1, 5-20, 5-21, 5-22, 5-25, Hispanics 6-1, 6-20, 6-21, 6-22, 6-25, elderly 7-1, 7-20, 7-21, 7-22, 7-25, definition Appendixes A and C “Units in structure”

**Building, type at former home:** comparisons 2-10, owners 3-10, renters 4-10, Blacks 5-10, Hispanics 6-10, elderly 7-10, definition Appendix A “Structure type of previous residence”

**Buildings, nearby:** vacant homes 1A-6, 1B-6, 1C-6, 1D-6, comparisons 2-8, owners 3-8, renters 4-8, Blacks 5-8, Hispanics 6-8, elderly 7-8, definition A and C “Age of other residential buildings within 300 feet”

**Burners:** vacant homes 1A-4, 1B-4, 1C-4, 1D-4, comparisons 2-4, 2-25, owners 3-4, 3-25, renters 4-4, 4-25, Blacks 5-4, 5-25, Hispanics 6-4, 6-25, elderly 7-4, 7-25, definition Appendix A “Equipment”

**Business income:** comparisons 2-12, owners 3-12, renters 4-12, Blacks 5-12, Hispanics 6-12, elderly 7-12, definition Appendix A “Income”

**Business space:** (see “Commercial space”)

**Buy-down (graduated payment mortgage):** comparisons 2-19, owners 3-15, 3-19, Blacks 5-15, 5-19, Hispanics 6-15, 6-19, elderly 7-15, 7-19, definition Appendix A “Payment plans of primary and secondary mortgage”

**Carport:** vacant homes 1A-6, 1B-6, 1C-6, 1D-6, comparisons 2-7, 2-25, owners 3-7, 3-25, renters 4-7, 4-25, Blacks 5-7, 5-25, Hispanics 6-7, 6-25, elderly 7-7, 7-25, definition Appendix A “Selected amenities”

**Cars and trucks available (kept at home):** comparisons 2-7, owners 3-7, renters 4-7, Blacks 5-7, Hispanics 6-7, elderly 7-7, definition Appendix A “Cars and trucks available”

**Cars, traffic nearby:** comparisons 2-8, owners 3-8, renters 4-8, Blacks 5-8, Hispanics 6-8, elderly 7-8, definition Appendix A “Neighborhood conditions and neighborhood services”

**Cash assets:** comparisons 2-12, owners 3-12, renters 4-12, Blacks 5-12, Hispanics 6-12, elderly 7-12, definition Appendix A “Amount of savings and investment”

**CD-ROMs:** (see Explanations and Cautions “Data Availability”)

**Cellar leaked:** (see “Basement leaked”)

**Cellar, type of:** (see “Basement, type of”)

**Census 1990:** Appendix A “Comparability with census and housing data in 1990”

**Central air conditioning:** vacant homes 1A-4, 1B-4, 1C-4, 1D-4, comparisons 2-4, owners 3-4, renters 4-4, Blacks 5-4, Hispanics 6-4, elderly 7-4, definition Appendix A “Equipment”

**Central air conditioning fuel:** (see “Fuel, air conditioning”)

**Central cities:** vacant homes 1A-1, 1B-1, 1C-1, 1D-1, comparisons 2-1, 2-10, owners 3-1, 3-10, renters 4-1, 4-10, Blacks 5-1, 5-10, Hispanics 6-1, 6-10, elderly 7-1, 7-10, definition Appendix A “Central cities,” Appendix C “Metropolitan areas and central cities”

**Cesspool:** vacant homes 1A-4, 1B-4, 1C-4, 1D-4, comparisons 2-4, 2-20, 2-21, owners 3-4, 3-20, 3-21, 3-22, renters 4-4, 4-20, 4-21, Blacks 5-4, 5-20, 5-21, 5-22, Hispanics 6-4, 6-20, 6-21, 6-22, elderly 7-4, 7-20, 7-21, 7-22, definition Appendix A “Sewage disposal and sewage disposal breakdowns”

**Cesspool stoppage:** comparisons 2-6, owners 3-6, renters 4-6, Blacks 5-6, Hispanics 6-6, elderly 7-6, definition Appendix A “Sewage disposal and sewage disposal breakdowns”

**Change in housing costs:** comparisons 2-10, owners 3-10, renters 4-10, Blacks 5-10, Hispanics 6-10, elderly 7-10, definition Appendix A “Change in housing costs”

**Change in housing quality:** comparisons 2-11, owners 3-11, renters 4-11, Blacks 5-11, Hispanics 6-11, elderly 7-11, definition Appendix A “Reason for leaving previous unit”

**Chemical toilet:** vacant homes 1A-4, 1B-4, 1C-4, 1D-4, comparisons 2-4, 2-20, 2-21, owners 3-4, 3-20, 3-21, 3-22, renters 4-4, 4-20, 4-21, Blacks 5-4, 5-20, 5-21, 5-22, Hispanics 6-4, 6-20, 6-21, 6-22, elderly 7-4, 7-20, 7-21, 7-22, definition Appendix A “Sewage disposal and sewage disposal breakdowns”

**Child support:** comparisons 2-12, owners 3-12, renters 4-12, Blacks 5-12, Hispanics 6-12, elderly 7-12, definition Appendix A “Income”

**Children:** comparisons 2-9, 2-20, 2-21, owners 3-9, 3-20, 3-21, 3-22, renters 4-9, 4-20, 4-21, Blacks 5-9, 5-20, 5-21, 5-22, Hispanics 6-9, 6-20, 6-21, 6-22, elderly 7-9, 7-20, 7-21, 7-22, definition Appendix A “Household composition”

**Choice of present home:** comparisons 2-11, owners 3-11, renters 4-11, Blacks 5-11, Hispanics 6-11, elderly 7-11, definition Appendix A “Choice of present home and home search”

**Choice of neighborhood:** comparisons 2-11, owners 3-11, renters 4-11, Blacks 5-11, Hispanics 6-11, elderly 7-11, definition Appendix A “Choice of present neighborhood, “Neighborhood search,” “Reasons for leaving previous unit”

**Circuit breakers tripped:** comparisons 2-6, owners 3-6, renters 4-6, Blacks 5-6, Hispanics 6-6, elderly 7-6, definition Appendix A “Electric fuses and circuit breakers,” “Neighborhood search,” “Reasons for leaving previous unit”

**City:** (see “Central cities”)

**City services:** comparisons 2-8, owners 3-8, renters 4-8, Blacks 5-8, Hispanics 6-8, elderly 7-8, definition Appendix A “Neighborhood conditions and neighborhood services”

**Climate (degree days):** (see “Degree days”)

**Climbing stairs:** vacant homes 1A-2, 1B-2, 1C-2, 1D-2, comparisons 2-2, owners 3-2, renters 4-2, Blacks 5-2, Hispanics 6-2, elderly 7-2, definition Appendix A “Common stairways”

**Clothes dryer:** vacant homes 1A-4, 1B-4, 1C-4, 1D-4, comparisons 2-4, 2-25, owners 3-4, 3-25, renters 4-4, 4-25, Blacks 5-4, 5-25, Hispanics 6-4, 6-25, elderly 7-4, 7-25, definition Appendix A “Equipment”

**Clothes dryer fuel:** vacant homes 1A-5, 1B-5, 1C-5, 1D-5, comparisons 2-5, owners 3-5, renters 4-5, Blacks 5-5, Hispanics 6-5, elderly 7-5, definition Appendix A “Fuels”

**Clothes washer:** vacant homes 1A-4, 1B-4, 1C-4, 1D-4, comparisons 2-4, owners 3-4, renters 4-4, Blacks 5-4, Hispanics 6-4, elderly 7-4, definition Appendix A “Equipment”

---

**CMSA (consolidated metropolitan statistical area):** definition Appendix A “Metropolitan Areas,” Appendix C “Metropolitan areas and central cities”

**Co-owner, co-renter:** comparisons 2-9, owners 3-9, renters 4-9, Blacks 5-9, Hispanics 6-9, elderly 7-9, definition Appendix A “Persons other than spouse or children”

**Coal, uses:** vacant homes 1A-5, 1B-5, 1C-5, 1D-5, comparisons 2-5, 2-20, 2-21, 2-25, owners 3-5, 3-20, 3-21, 3-22, 3-25, renters 4-5, 4-20, 4-21, 4-25, Blacks 5-5, 5-20, 5-21, 5-22, 5-25, Hispanics 6-5, 6-20, 6-21, 6-22, 6-25, elderly 7-5, 7-20, 7-21, 7-22, 7-25, definition Appendix A “Fuels”

**Codebooks:** (see Appendix C “Codebooks”)

**Coke fuel, uses:** vacant homes 1A-5, 1B-5, 1C-5, 1D-5, comparisons 2-5, 2-20, 2-21, 2-25, owners 3-5, 3-20, 3-21, 3-22, 3-25, renters 4-5, 4-20, 4-21, 4-25, Blacks 5-5, 5-20, 5-21, 5-22, 5-25, Hispanics 6-5, 6-20, 6-21, 6-22, 6-25, elderly 7-5, 7-20, 7-21, 7-22, 7-25, definition Appendix A “Fuels”

**Cold climate (degree days):** (see “Degree days”)

**Cold home:** comparisons 2-6, owners 3-6, renters 4-6, Blacks 5-6, Hispanics 6-6, elderly 7-6, definition Appendix A “Heating equipment and heating equipment breakdown”

**College education:** comparisons 2-9, owners 3-9, renters 4-9, Blacks 5-9, Hispanics 6-9, elderly 7-9, definition Appendix A “Educational attainment”

**Commercial neighbors:** vacant homes 1A-6, 1B-6, 1C-6, 1D-6, comparisons 2-8, owners 3-8, renters 4-8, Blacks 5-8, Hispanics 6-8, elderly 7-8, definition Appendix A “Description of area within 300 feet,” Appendix C “Buildings and neighborhood”

**Commercial space:** vacant homes 1A-7, 1B-7, 1C-7, 1D-7, owners 3-14, Blacks 5-14, Hispanics 6-14, elderly 7-14, definition Appendix A “Other activities on property”

**Common stairways:** vacant homes 1A-2, 1B-2, 1C-2, 1D-2, comparisons 2-2, owners 3-2, renters 4-2, Blacks 5-2, Hispanics 6-2, elderly 7-2, definition Appendix A “Common stairways”

**Commuting distance caused move:** comparisons 2-11, owners 3-11, renters 4-11, Blacks 5-11, Hispanics 6-11, elderly 7-11, definition Appendix A “Reason for leaving previous unit”

**Comparability with Census of Population and Housing data in 1990:** (see Appendix A “Comparability with Census of Population and Housing data in 1990”)

**Comparability with Current Construction Reports from the Survey of Construction:** (see Appendix A “Comparability with Current Construction Reports from the Survey of Construction”)

**Comparison to previous home, cost:** comparisons 2-10, owners 3-10, renters 4-10, Blacks 5-10, Hispanics 6-10, elderly 7-10, definition Appendix A “Recent movers comparison to previous home”

**Comparison to previous home, quality:** comparisons 2-11, owners 3-11, renters 4-11, Blacks 5-11, Hispanics 6-11, elderly 7-11, definition Appendix A “Recent movers comparison to previous home”

**Comparison to previous neighborhood:** comparisons 2-11, owners 3-11, renters 4-11, Blacks 5-11, Hispanics 6-11, elderly 7-11, definition Appendix A “Recent movers comparison to previous neighborhood”

**Complete bathrooms:** (see “Bathrooms”)

**Complete kitchen facilities:** (see “Kitchen”)

**Completeness of data:** (see Appendix D “Missing data”)

**Composition of household:** comparisons 2-9, 2-20, 2-21, 2-25, owners 3-9, 3-20, 3-21, 3-22, 3-25, renters 4-9, 4-20, 4-21, 4-25, Blacks 5-9, 5-20, 5-21, 5-22, 5-25, Hispanics 6-9, 6-20, 6-21, 6-22, 6-25, elderly 7-9, 7-20, 7-21, 7-22, 7-25, definition Appendix A “Household composition”

**Computer-assisted interviewing:** definition Appendix C “Computer-assisted interviewing”

**Concealed wiring:** vacant homes 1A-6, 1B-6, 1C-6, 1D-6, comparisons 2-7, 2-25, owners 3-7, 3-25, renters 4-7, 4-25, Blacks 5-7, 5-25, Hispanics 6-7, 6-25, elderly 7-7, 7-25, definition Appendix A “Selected deficiencies”

**Concrete slab:** vacant homes 1A-2, 1B-2, 1C-2, 1D-2, comparisons 2-2, owners 3-2, renters 4-2, Blacks 5-2, Hispanics 6-2, elderly 7-2, definition Appendix A “Foundation”

**Conditions of streets within 300 feet:** vacant homes 1A-6, 1B-6, 1C-6, 1D-6, comparisons 2-8, owners 3-8, renters 4-8, Blacks 5-8, Hispanics 6-8, elderly 7-8, definition Appendix A “Conditions of streets,” Appendix C “Buildings and neighborhood”

**Condominium:** vacant homes 1A-1, 1B-1, 1C-1, 1D-1, comparisons 2-1, 2-19, 2-25, owners 3-1, 3-19, 3-25, renters 4-1, 4-19, 4-25, Blacks 5-1, 5-19, 5-25, Hispanics 6-1, 6-19, 6-25, elderly 7-1, 7-19, 7-25, definition Appendix A “Cooperatives and condominiums”

**Condominium conversion caused move:** comparisons 2-11, owners 3-11, renters 4-11, Blacks 5-11, Hispanics 6-11, elderly 7-11, definition Appendix A “Reasons for leaving previous unit”

**Condominium and cooperative fee:** vacant homes 1A-7, 1B-7, 1C-7, 1D-7, comparisons 2-13, 2-23, owners 3-13, 3-23, Blacks 5-13, 5-23, Hispanics 6-13, 6-23, elderly 7-13, 7-23, definition Appendix A “Condominium and cooperative fee”

**Consolidated metropolitan statistical areas:** (see “CMSA”)

**Construction date:** (see “Year structure built”)

**Construction quality (reason to live here):** comparisons 2-11, owners 3-11, renters 4-11, Blacks 5-11, Hispanics 6-11, elderly 7-11, definition Appendix A “Reason for leaving previous unit”

**Construction report:** (see Appendix A “Comparability with Current Construction Reports from the Survey of Construction”)

**Contract rent:** vacant homes 1A-7, 1B-7, 1C-7, 1D-7, comparisons 2-13, 2-17, 2-18, 2-19, 2-20, 2-21, 2-23, 2-25, owners 3-13, 3-17, 3-18, 3-19, 3-20, 3-21, 3-22, 3-23, 3-25, renters 4-13, 4-17, 4-18, 4-19, 4-20, 4-21, 4-23, 4-25, Blacks 5-13, 5-17, 5-18, 5-19, 5-20, 5-21, 5-22, 5-23, 5-25, Hispanics 6-13, 6-17, 6-18, 6-19, 6-20, 6-21, 6-22, 6-23, 6-25, elderly 7-13, 7-17, 7-18, 7-19, 7-20, 7-21, 7-22, 7-23, 7-25, definition Appendixes A and C “Monthly housing costs,” Appendix C “Housing costs and value”

**Conventional mortgages:** comparisons 2-19, owners 3-15, 3-19, Blacks 5-15, 5-19, Hispanics 6-15, 6-19, elderly 7-15, 7-19, definition Appendix A “Type of primary mortgage”

**Cooking equipment:** vacant homes 1A-4, 1B-4, 1C-4, 1D-4, comparisons 2-4, 2-25, owners 3-4, 3-25, renters 4-4, 4-25, Blacks 5-4, 5-25, Hispanics 6-4, 6-25, elderly 7-4, 7-25, definition Appendix A “Equipment”

**Cooking fuel:** vacant homes 1A-5, 1B-5, 1C-5, 1D-5, comparisons 2-5, 2-20, 2-21, owners 3-5, 3-20, 3-21, 3-22, renters 4-5, 4-20, 4-21, Blacks 5-5, 5-20, 5-21, 5-22, Hispanics 6-5, 6-20, 6-21, 6-22, elderly 7-5, 7-20, 7-21, 7-22, definition Appendix A “Fuels”

**Cooling degree days:** (see “Degree days”)

**Cooperatives and condominiums:** vacant homes 1A-1, 1B-1, 1C-1, 1D-1, comparisons 2-1, 2-19, 2-25, owners 3-1, 3-19, 3-25, renters 4-1, 4-19, 4-25, Blacks 5-1, 5-19, 5-25, Hispanics 6-1, 6-19, 6-25, elderly 7-1, 7-19, 7-25, definition Appendix A “Cooperative and condominium”

**Cooperative conversion caused move:** comparisons 2-11, owners 3-11, renters 4-11, Blacks 5-11, Hispanics 6-11, elderly 7-11, definition Appendix A “Reason for leaving previous unit”

**Cooperative fee:** (see “Condominium and cooperative fee”)

**Cost burden of rent or mortgage:** comparisons 2-13, 2-19, 2-20, owners 3-13, 3-19, 3-20, 3-22, renters 4-13, 4-19, Blacks 5-13, 5-19, 5-20, 5-22, Hispanics 6-13, 6-19, 6-20, 6-22, elderly 7-13, 7-19, 7-20, 7-22, definition Appendix A “Monthly housing costs as percent of current income”

**Cost of home (monthly):** vacant homes 1A-7, 1B-7, 1C-7, 1D-7, comparisons 2-13, 2-17, 2-18, 2-19, 2-20, 2-21, 2-23, 2-25, owners 3-13, 3-17, 3-18, 3-19, 3-20, 3-21, 3-22, 3-23, 3-25, renters 4-13, 4-17, 4-18, 4-19, 4-20, 4-21, 4-23, 4-25, Blacks 5-13, 5-17, 5-18, 5-19, 5-20, 5-21, 5-22, 5-23, 5-25, Hispanics 6-13, 6-17, 6-18, 6-19, 6-20, 6-21, 6-22, 6-23, 6-25, elderly 7-13, 7-17, 7-18, 7-19, 7-20, 7-21, 7-22, 7-23, 7-25, definition Appendix A “Monthly housing costs,” Appendix C “Other housing costs per month”

**Cost of home (purchase price or value):** vacant homes 1A-7, 1B-7, 1C-7, 1D-7, comparisons 2-17, 2-18, 2-19, 2-20, 2-21, owners 3-14, 3-17, 3-18, 3-19, 3-20, 3-21, 3-22, Blacks 5-14, 5-17, 5-18, 5-19, 5-20, 5-21, 5-22, Hispanics 6-14, 6-17, 6-18, 6-19, 6-20, 6-21, 6-22, elderly 7-14, 7-17, 7-18, 7-19, 7-20, 7-21, 7-22, definition Appendix A “Purchase price,” “Value,” Appendix C “Housing costs and value”

**Cost of home caused move:** comparisons 2-11, owners 3-11, renters 4-11, Blacks 5-11, Hispanics 6-11, elderly 7-11, definition Appendix A “Reasons for leaving previous unit”

**Cost of mortgage:** owners 3-15, Blacks 5-15, Hispanics 6-15, elderly 7-15, definition Appendix A “Mortgages currently on property”

**Cost and ownership sharing:** comparisons 2-13, owners 3-13, Blacks 5-13, Hispanics 6-13, elderly 7-13, definition Appendix A “Cost and ownership sharing”

**Cost, former home:** comparisons 2-10, owners 3-10, renters 4-10, Blacks 5-10, Hispanics 6-10, elderly 7-10, definition Appendix A “Change in housing costs”

**County services:** comparisons 2-8, owners 3-8, renters 4-8, Blacks 5-8, Hispanics 6-8, elderly 7-8, definition Appendix A “Neighborhood conditions and neighborhood services”

**Couples, married:** comparisons 2-9, 2-20, 2-21, 2-25, owners 3-9, 3-20, 3-21, 3-22, 3-25, renters 4-9, 4-20, 4-21, 4-25, Blacks 5-9, 5-20, 5-21, 5-22, 5-25, Hispanics 6-9, 6-20, 6-21, 6-22, 6-25, elderly 7-9, 7-20, 7-21, 7-22, 7-25, definition Appendix A “Household composition”

**Coverage of sample:** definition Appendix A “Sample size,” Appendix B “Sample selection,” Appendix C “Sample,” Appendix D “Coverage errors”

**Crack in inside wall:** vacant homes 1A-6, 1B-6, 1C-6, 1D-6, comparisons 2-7, 2-25, owners 3-7, 3-25, renters 4-7, 4-25, Blacks 5-7, 5-25, Hispanics 6-7, 6-25, elderly 7-7, 7-25, definition Appendix A “Selected deficiencies”

**Cracked or crumbling foundation:** vacant homes 1A-2, 1B-2, 1C-2, 1D-2, comparisons 2-2, owners 3-2, renters 4-2, Blacks 5-2, Hispanics 6-2, elderly 7-2, definition Appendix A “External building conditions,” Appendix C “Buildings and neighborhood”

**Crawl space:** vacant homes 1A-2, 1B-2, 1C-2, 1D-2, comparisons 2-2, owners 3-2, renters 4-2, Blacks 5-2, Hispanics 6-2, elderly 7-2, definition Appendix A “Foundation”

**Crime nearby:** comparisons 2-8, owners 3-8, renters 4-8, Blacks 5-8, Hispanics 6-8, elderly 7-8, definition Appendix A “Neighborhood conditions and neighborhood services”

**Crowding:** comparisons 2-3, owners 3-3, renters 4-3, Blacks 5-3, Hispanics 6-3, elderly 7-3 (see Appendix A “Person per room”)

**Current income:** (see “Income”)

**Current interest rate:** owners 3-15, Blacks 5-15, Hispanics 6-15, elderly 7-15, definition Appendixes A and C “Current interest rate”

**Current total loan as percent of value:** (see “Loan to value ratio”)

**Data, incompleteness:** (see Appendix D “Incomplete data”)

**Debt:** owners 3-15, Blacks 5-15, Hispanics 6-15, elderly 7-15, definition Appendix A “Total outstanding principal amount”

**Deck:** vacant homes 1A-6, 1B-6, 1C-6, 1D-6, comparisons 2-7, 2-25, owners 3-7, 3-25, renters 4-7, 4-25, Blacks 5-7, 5-25, Hispanics 6-7, 6-25, elderly 7-7, 7-25, definition Appendix A “Selected amenities”

**Deficiencies, selected:** definition Appendix A “Selected Deficiencies”

**Degree days:** comparisons 2-23, owners 3-23, renters 4-23, Blacks 5-23, Hispanics 6-23, elderly 7-23, definition Appendix A “Heating and cooling degree days”

**Dentist’s office:** vacant homes 1A-7, 1B-7, 1C-7, 1D-7, owners 3-14, Blacks 5-14, Hispanics 6-14, elderly 7-14, definition Appendix A “Other activities on property”

**Departure time to work:** (see “Journey to work”)

**Description of area within 300 feet:** vacant homes 1A-6, 1B-6, 1C-6, 1D-6, comparisons 2-8, owners 3-8, renters 4-8, Blacks 5-8, Hispanics 6-8, definition Appendix A “Description of area within 300 feet,” Appendix C “Buildings and neighborhood”

**Design of home (reason to live here):** comparisons 2-11, owners 3-11, renters 4-11, Blacks 5-11, Hispanics 6-11, elderly 7-11, definition Appendix A “Choice of present home and home search”

**Design of neighborhood (reason to live here):** comparisons 2-11, owners 3-11, renters 4-11, Blacks 5-11, Hispanics 6-11, elderly 7-11, definition Appendix A “Choice of present neighborhood”

**Design of sample:** Appendix B “Sample,” “Sample selection”

**Dilapidation:** (see “Problems”)

**Dining rooms:** vacant homes 1A-6, 1B-6, 1C-6, 1D-6, comparisons 2-7, 2-25, owners 3-7, 3-25, renters 4-7, 4-25, Blacks 5-7, 5-25, Hispanics 6-7, 6-25, elderly 7-7, 7-25, definition Appendix A “Selected amenities”

**Disaster caused move:** comparisons 2-11, owners 3-11, renters 4-11, Blacks 5-11, Hispanics 6-11, elderly 7-11, definition Appendix A “Reasons for leaving previous unit”

**Discomfort from cold:** comparisons 2-6, owners 3-6, renters 4-6, Blacks 5-6, Hispanics 6-6, elderly 7-6, definition Appendix A “Heating equipment and heating equipment breakdowns”

**Dishwasher:** vacant homes 1A-4, 1B-4, 1C-4, 1D-4, comparisons 2-4, 2-25, owners 3-4, 3-25, renters 4-4, 4-25, Blacks 5-4, 5-25, Hispanics 6-4, 6-25, elderly 7-4, 7-25, definition Appendix A “Equipment”

**Displacement caused move:** comparisons 2-11, owners 3-11, renters 4-11, Blacks 5-11, Hispanics 6-11, elderly 7-11, definition Appendix A “Reasons for leaving previous unit”

**Disposal in sink, garbage:** vacant homes 1A-4, 1B-4, 1C-4, 1D-4, comparisons 2-4, 2-25, owners 3-4, 3-25, renters 4-4, 4-25, Blacks 5-4, 5-25, Hispanics 6-4, 6-25, elderly 7-4, 7-25, definition Appendix A “Equipment”

**Distance from home to work:** (see “Journey to work”)

**Dividends:** comparisons 2-12, owners 3-12, renters 4-12, Blacks 5-12, Hispanics 6-12, elderly 7-12, definition Appendix A “Income”

**Divorced, caused move:** comparisons 2-11, owners 3-11, renters 4-11, Blacks 5-11, Hispanics 6-11, elderly 7-11, definition Appendix A “Reasons for leaving previous unit”

**Doctor’s office:** vacant homes 1A-7, 1B-7, 1C-7, 1D-7, owners 3-14, Blacks 5-14, Hispanics 6-14, elderly 7-14, definition Appendix A “Other activities on property”

**Door leaks:** comparisons 2-7, owners 3-7, renters 4-7, Blacks 5-7, Hispanics 6-7, elderly 7-7, definition Appendix A “Physical problems”

**Doubled up families:** comparisons 2-9, owners 3-9, renters 4-9, Blacks 5-9, Hispanics 6-9, elderly 7-9, definition Appendix A “Persons other than spouse or children”

**Down payment source:** owners 3-14, Blacks 5-14, Hispanics 6-14, elderly 7-14, definition Appendix A “Major source of down payment”

**Dryer for clothes:** vacant homes 1A-4, 1B-4, 1C-4, 1D-4, comparisons 2-4, 2-25, owners 3-4, 3-25, renters 4-4, 4-25, Blacks 5-4, 5-25, Hispanics 6-4, 6-25, elderly 7-4, 7-25, definition Appendix A “Equipment”

**Dryer for clothes, fuel:** vacant homes 1A-5, 1B-5, 1C-5, 1D-5, comparisons 2-5, owners 3-5, renters 4-5, Blacks 5-5, Hispanics 6-5, elderly 7-5, definition Appendix A “Fuels”

**Ducts:** vacant homes 1A-4, 1B-4, 1C-4, 1D-4, comparisons 2-4, 2-20, 2-21, 2-25, owners 3-4, 3-20, 3-21, 3-22, 3-25, renters 4-4, 4-20, 4-21, 4-25, Blacks 5-4, 5-20, 5-21, 5-22, 5-25, Hispanics 6-4, 6-20, 6-21, 6-22, 6-25, elderly 7-4, 7-20, 7-21, 7-22, 7-25, definition Appendix A “Heating equipment and heating equipment breakdowns”

**Duplexes:** (see “Size of building”)

**Duration of vacancy:** vacant homes 1A-1, 1B-1, 1C-1, 1D-1, definition Appendix A “Vacancy, seasonality, and marketing,” Appendix C “Housing units”

**East:** column heading in most tables, vacant homes 1A-1, 1B-1, 1C-1, 1D-1, comparisons 2-1, owners 3-1, renters 4-1, Blacks 5-1, Hispanics 6-1, elderly 7-1, definition Appendix A “Regions”

**Educational attainment (of the householder):** comparisons 2-9, owners 3-9, renters 4-9, Blacks 5-9, Hispanics 6-9, elderly 7-9, definition Appendix A “Educational attainment,” Appendix C “Education”

**Efficiency apartments (size of unit):** vacant homes 1A-3, 1B-3, 1C-3, 1D-3, comparisons 2-3, 2-17, 2-18, 2-20, 2-21, 2-25, owners 3-3, 3-17, 3-18, 3-20, 3-21, 3-22, 3-25, renters 4-3, 4-17, 4-18, 4-20, 4-21, 4-25, Blacks 5-3, 5-17, 5-18, 5-20, 5-21, 5-22, 5-25, Hispanics 6-3, 6-17, 6-18, 6-20, 6-21, 6-22, 6-25, elderly 7-3, 7-17, 7-18, 7-20, 7-21, 7-22, 7-25, definition Appendix A “Rooms”

**Elderly:** column heading in most tables, comparisons 2-9, 2-20, 2-21, 2-25, owners 3-9, 3-20, 3-21, 3-22, 3-25, renters 4-9, 4-20, 4-21, 4-25, Blacks 5-9, 5-20, 5-21, 5-22, 5-25, Hispanics 6-9, 6-20, 6-21, 6-22, 6-25, elderly 7-9, 7-20, 7-21, 7-22, 7-25, definition Appendix A “Elderly”

**Electric fuses and circuit breakers:** comparisons 2-6, owners 3-6, renters 4-6, Blacks 5-6, Hispanics 6-6, elderly 7-6, definition Appendix A “Electric fuses and circuit breakers”

**Electric heaters:** vacant homes 1A-4, 1B-4, 1C-4, 1D-4, comparisons 2-4, 2-20, 2-21, 2-25, owners 3-4, 3-20, 3-21, 3-22, 3-25, renters 4-4, 4-20, 4-21, 4-25, Blacks 5-4, 5-20, 5-21, 5-22, 5-25, Hispanics 6-4, 6-20, 6-21, 6-22, 6-25, elderly 7-4, 7-20, 7-21, 7-22, 7-25, definition Appendix A “Heating equipment and heating equipment breakdown”

**Electric wall outlets:** definition Appendix A “Selected deficiencies”

**Electric wiring adequacy:** vacant homes 1A-6, 1B-6, 1C-6, 1D-6, comparisons 2-7, 2-25, owners 3-7, 3-25, renters 4-7, 4-25, Blacks 5-7, 5-25, Hispanics 6-7, 6-25, elderly 7-7, 7-25, definition Appendix A “Selected deficiencies,” “Physical problems”

**Electricity, cost:** comparisons 2-13, 2-23, owners 3-13, 3-23, renters 4-13, 4-23, Blacks 5-13, 5-23, Hispanics 6-13, 6-23, elderly 7-13, 7-23, definition Appendix A “Monthly costs for electricity and gas”

**Electricity, uses:** vacant homes 1A-5, 1B-5, 1C-5, 1D-5, comparisons 2-5, 2-20, 2-21, 2-25, owners 3-5, 3-20, 3-21, 3-22, 3-25, renters 4-5, 4-20, 4-21, 4-25, Blacks 5-5, 5-20, 5-21, 5-22, 5-25, Hispanics 6-5, 6-20, 6-21, 6-22, 6-25, elderly 7-5, 7-20, 7-21, 7-22, 7-25, definition Appendix A “Fuels”

**Elementary school education:** comparisons 2-9, owners 3-9, renters 4-9, Blacks 5-9, Hispanics 6-9, elderly 7-9, definition Appendix A “Educational attainment,” “Neighborhood conditions and neighborhood services,” Appendix C “Education”

**Elevator on floor:** vacant homes 1A-2, 1B-2, 1C-2, 1D-2, comparisons 2-2, owners 3-2, renters 4-2, Blacks 5-2, Hispanics 6-2, elderly 7-2, definition Appendix A “Elevator on floor”

**Entrance floor:** vacant homes 1A-2, 1B-2, 1C-2, 1D-2, comparisons 2-2, owners 3-2, renters 4-2, Blacks 5-2, Hispanics 6-2, elderly 7-2, definition Appendix A “Stories between main and apartment entrances”

**Environment:** (see Appendix A “Heating and cooling degree days,” “Neighborhood,” “Sewage,” “Trash,” “Source of water”)

**Equipment (indoors):** vacant homes 1A-4, 1B-4, 1C-4, 1D-4, comparisons 2-4, 2-25, owners 3-4, 3-25, renters 4-4, 4-25, Blacks 5-4, 5-25, Hispanics 6-4, 6-25, elderly 7-4, 7-25, definition Appendix A “Equipment”

**Equity in home (loan as percent of value):** owners 3-15, Blacks 5-15, Hispanics 6-15, elderly 7-15, definition Appendix A “Current total loan as percent of value”

**Error, nonsampling:** Appendix D “Errors”

**Error, sampling:** Appendix D “Errors”



**Eskimo:** comparison 2-1, 2-25, owners 3-1, 3-25, renters 4-1, 4-25, Blacks 5-1, 5-25, Hispanic 6-1, 6-25, elderly 7-1, 7-25, definition Appendixes A and C “Race”

**Establish household:** comparisons 2-11, owners 3-11, renters 4-11, Blacks 5-11, Hispanics 6-11, elderly 7-11, definition Appendix A “Reason for leaving previous unit”

**Establishing household caused move:** comparisons 2-11, owners 3-11, renters 4-11, Blacks 5-11, Hispanics 6-11, elderly 7-11, definition Appendix A “Reason for leaving previous unit”

**Estimation:** (see Appendix B “Estimation”)

**Ethnicity:** column heading in most tables, comparisons 2-1, owners 3-1, renters 4-1, Blacks 5-1, Hispanics 6-1, elderly 7-1, definition Appendix A “Race”

**Exposed wiring:** vacant homes 1A-6, 1B-6, 1C-6, 1D-6, comparisons 2-7, owners 3-7, renters 4-7, Blacks 5-7, Hispanics 6-7, elderly 7-7, Definition Appendix A “Selected deficiencies”

**External building conditions:** vacant homes 1A-2, 1B-2, 1C-2, 1D-2, comparisons 2-2, owners 3-2, renters 4-2, Blacks 5-2, Hispanics 6-2, elderly 7-2, definition Appendix A “External building conditions,” Appendix C “Buildings and neighborhood”

**Extra unit:** vacant homes 1A-1, definition Appendix A “Extra unit”

**Family composition:** comparisons 2-9, 2-20, 2-21, 2-25, owners 3-9, 3-20, 3-21, 3-22, 3-25, renters 4-9, 4-20, 4-21, 4-25, Blacks 5-9, 5-20, 5-21, 5-22, 5-25, Hispanics 6-9, 6-20, 6-21, 6-22, 6-25, elderly 7-9, 7-20, 7-21, 7-22, 7-25, definition Appendix A “Family or primary individual,” “Household composition”

**Family size:** (see “Household size”)

**Farm income:** comparisons 2-12, owners 3-12, renters 4-12, Blacks 5-12, Hispanics 6-12, elderly 7-12, definition Appendix A “Income,” “Farm-nonfarm residence”

**Farm or open space nearby:** vacant homes 1A-6, 1B-6, 1C-6, 1D-6, comparisons 2-8, owners 3-8, renters 4-8, Blacks 5-8, Hispanics 6-8, elderly 7-8, definition Appendix A “Description of area within 300 feet,” Appendix C “Buildings and neighborhood”

**Farmers home administration mortgages:** (see “FmHA”)

**Federal Housing Administration:** comparisons 2-19, owners 3-15, 3-19, Blacks 5-15, 5-19, Hispanics 6-15, 6-19, elderly 7-15, 7-19, definition Appendix A “Type of primary mortgage”

**Females:** comparisons 2-9, 2-20, 2-21, 2-25, owners 3-9, 3-20, 3-21, 3-22, 3-25, renters, 4-9, 4-20, 4-21, 4-25, Blacks 5-9, 5-20, 5-21, 5-22 5-25, Hispanics 6-9, 6-20, 6-21, 6-22, 6-25, elderly 7-9, 7-20, 7-21, 7-22, 7-25, definition Appendix A “Household composition”

**Financing:** comparisons 2-19, owners 3-15, 3-19, Blacks 5-15, 5-19, Hispanics 6-15, 6-19, elderly 7-15, 7-19, definition Appendix A “Payment plans of primary and secondary mortgage”

**Fire caused move:** comparisons 2-11, owners 3-11, renters 4-11, Blacks 5-11, Hispanics 6-11, elderly 7-11, definition Appendix A “Reasons leaving previous unit”

**Fireplace usable:** vacant homes 1A-6, 1B-6, 1C-6, 1D-6, comparisons 2-7, 2-25, owners 3-7, 3-25, renters 4-7, 4-25, Blacks 5-7, 5-25, Hispanics 6-7, 6-25, elderly 7-7, 7-25, definition Appendix A “Selected amenities”

**Fireplace used for heat:** vacant homes 1A-4, 1B-4, 1C-4, 1D-4, comparisons 2-4, 2-20, 2-21, 2-25, owners 3-4, 3-20, 3-21, 3-22, 3-25, renters 4-4, 4-20, 4-21, 4-25, Blacks 5-4, 5-20, 5-21, 5-22, 5-25, Hispanics 6-4, 6-20, 6-21, 6-22, 6-25, elderly 7-4, 7-20, 7-21, 7-22, 7-25, definition Appendix A “Heating equipment and heating equipment breakdowns”

**Firewood, uses:** vacant homes 1A-5, 1B-5, 1C-5, 1D-5, comparisons 2-5, 2-20, 2-21, 2-25, owners 3-5, 3-20, 3-21, 3-22, 3-25, renters 4-5, 4-20, 4-21, 4-25, Blacks 5-5, 5-20, 5-21, 5-22, 5-25, Hispanics 6-5, 6-20, 6-21, 6-22, 6-25, elderly 7-5, 7-20, 7-21, 7-22, 7-25, definition Appendix A “Fuels”

**First occupants:** comparisons 2-2, owners 3-2, renters 4-2, Blacks 5-2, Hispanics 6-2, elderly 7-2, definition Appendix A “Previous occupancy”

**First site, this mobile home:** vacant homes 1A-2, 1B-2, 1C-2, 1D-2, comparisons 2-2, owners 3-2, renters 4-2, Blacks 5-2, Hispanics 6-2, elderly 7-2, definition Appendix A “Site placement”

**First time owners:** owners 3-14, Blacks 5-14, Hispanics 6-14, elderly 7-14, definition Appendix A “First-time owners”

**Fixed mortgage payments:** comparisons 2-19, owners 3-15, 3-19, Blacks 5-15, 5-19, Hispanics 6-15, 6-19, elderly 7-15, 7-19, definition Appendix A “Payment plans of primary and secondary mortgages”

**Flood caused move:** comparisons 2-11, owners 3-11, renters 4-11, Blacks 5-11, Hispanics 6-11, elderly 7-11, definition Appendix A “Reasons for leaving previous unit”

**Floors, hole:** vacant homes 1A-6, 1B-6, 1C-6, 1D-6, comparisons 2-7, 2-25, owners 3-7, 3-25, renters 4-7, 4-25, Blacks 5-7, 5-25, Hispanics 6-7, 6-25, elderly 7-7, 7-25, definition Appendix A “Selected deficiencies”

**Floors, number of:** vacant homes 1A-2, 1B-2, 1C-2, 1D-2, comparisons 2-2, owners 3-2, renters 4-2, Blacks 5-2, Hispanics 6-2, elderly 7-2, definition Appendix A “Stories in structure”

**Flues, heating:** vacant homes 1A-4, 1B-4, 1C-4, 1D-4, comparisons 2-4, 2-20, 2-21, 2-25, owners 3-4, 3-20, 3-21, 3-22, 3-25, renters 4-4, 4-20, 4-21, 4-25, Blacks 5-4, 5-20, 5-21, 5-22, 5-25, Hispanics 6-4, 6-20, 6-21, 6-22, 6-25, elderly 7-4, 7-20, 7-21, 7-22, 7-25, definition Appendix A “Heating equipment and heating breakdowns”

**Flush toilet and flush toilet breakdowns:** (see “Toilet stoppage”)

**FmHA:** comparisons 2-19, owners 3-15, 3-19, Blacks 5-15, 5-19, Hispanics 6-15, 6-19, elderly 7-15, 7-19, definition Appendix A “Type of primary mortgage”

**Food stamps:** comparisons 2-12, owners 3-12, renters 4-12, Blacks 5-12, Hispanics 6-12, elderly 7-12, definition Appendixes A and C “Income,” Appendix A “Food stamps”

**For sale:** column heading in Chapter 1 (vacant), definition Appendix A “Vacancy, seasonality, and marketing”

**Formation of household caused move:** comparisons 2-11, owners 3-11, renters 4-11, Blacks 5-11, Hispanics 6-11, elderly 7-11, definition Appendix A “Reasons for leaving previous unit”

**Formation, household:** comparisons 2-9, owners 3-9, renters 4-9, Blacks 5-9, Hispanics 6-9, elderly 7-9, definition Appendix A “Household moves and formation”

**Former home:** comparisons 2-10, 2-11, owners 3-10, 3-11, renters 4-10, 4-11, Blacks 5-10, 5-11, Hispanics 6-10, 6-11, elderly 7-10, 7-11, definition Appendix A “Location of previous unit”

**Foundation type:** vacant homes 1A-2, 1B-2, 1C-2, 1D-2, comparisons 2-2, owners 3-2, renters 4-2, Blacks 5-2, Hispanics 6-2, elderly 7-2, definition Appendix A “Foundation”

**Foundation, cracked or crumbling:** (see “Cracked or crumbling foundation”)

**Friends nearby (reason to live here):** comparisons 2-11, owners 3-11, renters 4-11, Blacks 5-11, Hispanics 6-11, elderly 7-11, definition Appendix A “Choice of present neighborhood”

**Fuel, air conditioning:** (see “Air conditioning fuel”)

**Fuel, clothes dryer:** (see “Clothes dryer fuel”)

**Fuel, cooking:** (see “Cooking fuel”)

**Fuel, cost:** comparisons 2-13, 2-23, owners 3-13, 3-23, renters 4-13, 4-23, Blacks 5-13, 5-23, Hispanics 6-13, 6-23, elderly 7-13, 7-23, definition Appendix A “Monthly costs for electricity and gas”

**Fuel, heating:** (see “Heating fuel”)

**Fuel, water heating:** (see “Water heating fuel”)

**Furnace:** vacant homes 1A-4, 1B-4, 1C-4, 1D-4, comparisons 2-4, 2-20, 2-21, 2-25, owners 3-4, 3-20, 3-21, 3-22, 3-25, renters 4-4, 4-20, 4-21, 4-25, Blacks 5-4, 5-20, 5-21, 5-22, 5-25, Hispanics 6-4, 6-20, 6-21, 6-22, 6-25, elderly 7-4, 7-20, 7-21, 7-22, 7-25, definition Appendix A “Heating equipment and heating equipment breakdowns”

**Fuses blown:** comparisons 2-6, owners 3-6, renters 4-6, Blacks 5-6, Hispanics 6-6, elderly 7-6, definition Appendix A “Electric fuses and circuit breakers”

**Garage:** vacant homes 1A-6, 1B-6, 1C-6, 1D-6, comparisons 2-7, 2-25, owners 3-7, renters 4-7, 4-25, Blacks 5-7, 5-25, Hispanics 6-7, 6-25, elderly 7-7, 7-25, definition Appendix A “Selected amenities”

**Garbage:** (see Appendix C “Trash, litter, or junk on streets or any property”)

**Garbage disposal in sink:** (see “Disposal in sink, garbage”)

**Gas, cost:** comparisons 2-13, 2-23, owners 3-13, 3-23, renters 4-13, 4-23, Blacks 5-13, 5-23, Hispanics 6-13, 6-23, elderly 7-13, 7-23, definition Appendix A “Monthly costs for electricity and gas”

**Gas, uses:** vacant homes 1A-5, 1B-5, 1C-5, 1D-5, comparisons 2-5, 2-20, 2-21, 2-25, owners 3-5, 3-20, 3-21, 3-22, 3-25, renters 4-5, 4-20, 4-21, 4-25, Blacks 5-5, 5-20, 5-21, 5-22, 5-25, Hispanics 6-5, 6-20, 6-21, 6-22, 6-25, elderly 7-5, 7-20, 7-21, 7-22, 7-25, definition Appendix A “Fuels”

**Gender:** comparisons 2-9, 2-20, 2-21, owners 3-9, 3-20, 3-21, 3-22, renters 4-9, 4-20, 4-21, Blacks 5-9, 5-20, 5-21, 5-22, Hispanics 6-9, 6-20, 6-21, 6-22, elderly 7-9, 7-20, 7-21, 7-22, definition Appendix A “Household composition”

**General Assistance (welfare):** comparisons 2-12, 3-12, renters 4-12, Blacks 5-12, Hispanics 6-12, elderly 7-12, definition Appendix A “Income”

**Generations, multiple:** comparisons 2-9, owners 3-9, renters 4-9, Blacks 5-9, Hispanics 6-9, elderly 7-9, definition Appendix A “Persons other than spouse or children”

**Gift of home:** comparisons owners 3-14, Blacks 5-14, Hispanics 6-14, elderly 7-14, definition Appendix A “Major source of down payment”

**Good home, compared to previous:** comparisons 2-11, owners 3-11, renters 4-11, Blacks 5-11, Hispanics 6-11, elderly 7-11, definition Appendix A “Choice of present home and home search”

**Good home, moved to:** comparisons 2-11, owners 3-11, renters 4-11, Blacks 5-11, Hispanics 6-11, elderly 7-11, definition Appendix A “Recent movers comparison to previous home”

**Good home, rating of:** comparisons 2-7, owners 3-7, renters 4-7, Blacks 5-7, Hispanics 6-7, elderly 7-7, definition Appendix A “Overall opinion of structure”

**Good neighborhood:** comparisons 2-11, owners 3-11, renters 4-11, Blacks 5-11, Hispanics 6-11, elderly 7-11, definition Appendix A “Choice of present neighborhood”

**Good neighborhood, rating of:** comparisons 2-8, owners 3-8, renters 4-8, Blacks 5-8, Hispanics 6-8, elderly 7-8, definition Appendix A “Overall opinion of neighborhood”

**Government displacement caused move:** comparisons 2-11, owners 3-11, renters 4-11, Blacks 5-11, Hispanics 6-11, elderly 7-11, definition Appendix A “Reasons for leaving previous unit”

**Graduated mortgage payments:** comparisons 2-19, owners 3-15, 3-19, Blacks 5-15, 5-19, Hispanics 6-15, 6-19, elderly 7-15, 7-19, definition Appendix A “Payment plans of primary and secondary mortgages”

**Grandparents:** comparisons 2-9, owners 3-9, renters 4-9, Blacks 5-9, Hispanics 6-9, elderly 7-9, definition Appendix A “Persons other than spouse or children”

**Gross rent:** comparisons 2-13, renters 4-13, Blacks 5-13, Hispanics 6-13, elderly 7-13, definition Appendix A “Monthly housing costs”

**Group quarters:** (see Appendix A “Housing units”)

**Half bathrooms:** vacant homes 1A-3, 1B-3, 1C-3, 1D-3, comparisons 2-3, 2-17, 2-18, 2-20, 2-21, 2-25, owners 3-3, 3-17, 3-18, 3-20, 3-21, 3-22, 3-25, renters 4-3, 4-17, 4-18, 4-20, 4-21, 4-25, Blacks 5-3, 5-17, 5-18, 5-20, 5-21, 5-22, 5-25, Hispanics 6-3, 6-17, 6-18, 6-20, 6-21, 6-22, 6-25, elderly 7-3, 7-17, 7-18, 7-20, 7-21, 7-22, 7-25, definition Appendix A “Complete bathrooms”

**Halls, public:** (see “Public halls”)

**Hallways problems:** comparisons 2-7, owners 3-7, renters 4-7, Blacks 5-7, Hispanics 6-7, elderly 7-7, definition Appendix A “Physical problems”

**Head of household:** definition Appendix C “Head of household/householder”

**Heat pump:** vacant homes 1A-4, 1B-4, 1C-4, 1D-4, comparisons 2-4, 2-20, 2-21, 2-25, owners 3-4, 3-20, 3-21, 3-22, 3-25, renters 4-4, 4-20, 4-21, 4-25, Blacks 5-4,

5-20, 5-21, 5-22, 5-25, Hispanics 6-4, 6-20, 6-21, 6-22, 6-25, elderly 7-4, 7-20, 7-21, 7-22, 7-25, definition Appendix A “Heating equipment and heating equipment breakdowns”

**Heated for year round use:** vacant homes 1A-1, 1B-1, 1C-1, 1D-1, definition Appendix A “Vacancy, seasonality, and marketing”

**Heating capacity, inadequate:** comparisons 2-6, owners 3-6, renters 4-6, Blacks 5-6, Hispanics 6-6, elderly 7-6, definition Appendix A “Heating equipment and Heating equipment breakdowns”

**Heating degree days:** (see “Degree days”)

**Heating equipment:** vacant homes 1A-4, 1B-4, 1C-4, 1D-4, comparisons 2-4, 2-20, 2-21, 2-25, owners 3-4, 3-20, 3-21, 3-22, 3-25, renters 4-4, 4-20, 4-21, 4-25, Blacks 5-4, 5-20, 5-21, 5-22, 5-25, Hispanics 6-4, 6-20, 6-21, 6-22, 6-25, elderly 7-4, 7-20, 7-21, 7-22, 7-25, definition Appendix A “Heating equipment and heating equipment breakdowns,” “Parallel heating equipment,” “Supplemental heating equipment,” Appendix C “Heating equipment”

**Heating fuel:** vacant homes 1A-5, 1B-5, 1C-5, 1D-5, comparisons 2-5, 2-20, 2-21, owners 3-5, 3-20, 3-21, 3-22, renters 4-5, 4-20, 4-21, Blacks 5-5, 5-20, 5-21, 5-22, Hispanics 6-5, 6-20, 6-21, 6-22, elderly 7-5, 7-20, 7-21, 7-22, definition Appendix A “Fuels”

**Heating problems:** comparisons 2-6, owners 3-6, renters 4-6, Blacks 5-6, Hispanics 6-6, elderly 7-6, definition Appendix A “Physical problems,” “Heating equipment and heating equipment breakdowns”

**Heating stoppage:** comparisons 2-6, owners 3-6, renters 4-6, Blacks 5-6, Hispanics 6-6, elderly 7-6, definition Appendix A “Heating equipment and heating equipment breakdowns,” “Physical problems”

**High cost:** (see Appendix A “Cost”)

**High income:** (see Appendix A “Income”)

**High rise:** vacant homes 1A-2, 1B-2, 1C-2, 1D-2, comparisons 2-2, owners 3-2, renters 4-2, Blacks 5-2, Hispanics 6-2, elderly 7-2, definition Appendix A “Stories in structure”

**High rise nearby:** vacant homes 1A-6, 1B-6, 1C-6, 1D-6, comparisons 2-8, owners 3-8, renters 4-8, Blacks 5-8, Hispanics 6-8, elderly 7-8, Appendix A “Description of area within 300 feet,” Appendix C “Buildings and neighborhood”

**High school education:** comparisons 2-9, owners 3-9, renters 4-9, Blacks 5-9, Hispanics 6-9, elderly 7-9, definition Appendix A “Educational attainment,” Appendix C “Education”

---

**Highway, railroad or airport nearby:** (see “Airport, highway, or railroad nearby”)

**Hispanics:** column heading in most tables, comparisons 2-1, 2-25, owners 3-1, 3-25, renters 4-1, 4-25, Blacks 5-1, 5-25, Hispanics 6-1, 6-25, elderly 7-1, 7-25, definition Appendix A “Hispanic”

**Hole in floors:** (see “Floors, holes”)

**Hole in foundation:** vacant homes 1A-2, 1B-2, 1C-2, 1D-2, comparisons 2-2, owners 3-2, renters 4-2, Blacks 5-2, Hispanics 6-2, elderly 7-2, definition Appendix A “External building conditions,” Appendix C “Buildings and neighborhood”

**Hole in inside wall:** (see “Walls, interior, open cracks or holes inside”)

**Hole in outside wall:** (see “Wall, outside condition”)

**Hole in roof:** (see “Roof condition”)

**Home, choice of:** comparisons 2-11, owners 3-11, renters 4-11, Blacks 5-11, Hispanics 6-11, elderly 7-11, definition Appendix A “Choice of present home and home search”

**Home, comparison to previous cost:** comparisons 2-10, owners 3-10, renters 4-10, Blacks 5-10, Hispanics 6-10, elderly 7-10, definition Appendix A “Recent movers comparison to previous home”

**Home, comparison to previous quality:** comparisons 2-11, owners 3-11, renters 4-11, Blacks 5-11, Hispanics 6-11, elderly 7-11, definition Appendix A “Recent movers Comparison to previous home”

**Homes currently for sale or rent:** vacant homes 1A-1, 1B-1, 1C-1, 1D-1, definition Appendix A “Vacancy, seasonality, and marketing”

**Home equity loan:** owners 3-15, Blacks 5-15, Hispanics 6-15, elderly 7-15, definition Appendix A “Home equity loan”

**Homeowner (tenure):** column heading in most tables, comparisons 2-1, 2-19, 2-25, owners 3-1, 3-19, 3-25, renters, 4-1, 4-19, 4-25, Blacks 5-1, 5-19, 5-25, Hispanics 6-1, 6-19, 6-25, elderly 7-1, 7-19, 7-25, definition Appendix A “Tenure”

**Homeowner association fee:** vacant homes 1A-7, 1B-7, 1C-7, 1D-7, comparisons 2-13, owners 3-13, Blacks 5-13, Hispanics 6-13, elderly 7-13, definition Appendix A “Monthly housing costs,” “Other housing costs per month”

**Homeowner’s insurance:** comparisons 2-13, owners 3-13, Blacks 5-13, Hispanics 6-13, elderly 7-13, definition Appendix A “Property insurance”

**Home search:** (see “Home, choice of”)

**Hot climate (degree days):** (see “Degree days”)

**Hotels:** definition Appendix A “Housing units”

**Hot water:** vacant homes 1A-4, 1B-4, 1C-4, 1D-4, comparisons 2-4, 2-25, owners 3-4, 3-25, renters 4-4, 4-25, Blacks 5-4, 5-25, Hispanics 6-4, 6-25, elderly 7-4, 7-25, definition Appendixes A and C “Plumbing facilities”

**Hot water heat:** vacant homes 1A-4, 1B-4, 1C-4, 1D-4, comparisons 2-4, 2-20, 2-21, 2-25, owners 3-4, 3-20, 3-21, 3-22, 3-25, renters 4-4, 4-20, 4-21, 4-25, Blacks 5-4, 5-20, 5-21, 5-22, 5-25, Hispanics 6-4, 6-20, 6-21, 6-22, 6-25, elderly 7-4, 7-20, 7-21, 7-22, 7-25, definition Appendix A “Heating equipment and heating equipment breakdowns”

**House previous residence:** comparisons 2-10, owners 3-10, renters 4-10, Blacks 5-10, Hispanics 6-10, elderly 7-10, definition Appendix A “Structure type of previous residence”

**Household:** definition Appendix A “Household”

**Household income:** (see “Income”)

**Householder:** definition Appendix A “Householder,” Appendix C “Head of household/householder”

**Household composition by age of householder:** comparisons 2-9, 2-20, 2-21, 2-25, owners 3-9, 3-20, 3-21, 3-22, 3-25, renters 4-9, 4-20, 4-21, 4-25, Blacks 5-9, 5-20, 5-21, 5-22, 5-25, Hispanics 6-9, 6-20, 6-21, 6-22, 6-25, elderly 7-9, 7-20, 7-21, 7-22, 7-25, definition Appendix A “Household composition”

**Household moves and formation in last year:** comparisons 2-9, owners 3-9, renters 4-9, Blacks 5-9, Hispanics 6-9, elderly 7-9, definition Appendix A “Household moves and formation”

**Household formation caused move:** (see “Formation of household caused move”)

**Household size:** comparisons 2-9, 2-17, 2-18, 2-20, 2-21, 2-25, owners 3-9, 3-17, 3-18, 3-20, 3-21, 3-22, renters 4-9, 4-17, 4-18, 4-20, 4-21, 4-25, Blacks 5-9, 5-17, 5-18, 5-20, 5-21, 5-22, 5-25, Hispanics 6-9, 6-17, 6-18, 6-20, 6-21, 6-22, 6-25, elderly 7-9, 7-17, 7-18, 7-20, 7-21, 7-22, 7-25, definition Appendix A “Household”

**Household size, former home:** comparisons 2-10, owners 3-10, renters 4-10, Blacks 5-10, Hispanics 6-10, elderly 7-10, definition Appendix A “Persons—previous residence”

**Housing unit:** definition Appendix A “Housing units,” Appendix C “Housing unit definition”

**Inadequate heating capacity:** comparisons 2-6, owners 3-6, renters 4-6, Blacks 5-6, Hispanics 6-6, elderly 7-6, definition Appendix A “Heating equipment and heating equipment breakdowns”

**Inadequate homes:** (see Appendix A “Problems”)

**Inadequate insulation:** comparisons 2-6, owners 3-6, renters 4-6, Blacks 5-6, Hispanics 6-6, elderly 7-6, definition Appendix A “Heating equipment and heating equipment breakdowns”

**Income:** column heading in most tables, comparisons 2-12, 2-17, 2-18, 2-19, 2-20, 2-25, owners 3-12, 3-17, 3-18, 3-19, 3-20, 3-22, 3-25, renters 4-12, 4-17, 4-18, 4-19, 4-20, 4-25, Blacks 5-12, 5-17, 5-18, 5-19, 5-20, 5-22, 5-25, Hispanics 6-12, 6-17, 6-18, 6-19, 6-20, 6-22, 6-25, elderly 7-12, 7-17, 7-18, 7-19, 7-20, 7-22, 725, definition Appendix A “Current income,” Appendixes A and C “Income”

**Income of families and primary individuals:** (see “Income”)

**Income source of families and primary individuals:** (see “Income”)

**Income verification for rent reductions:** vacant homes 1A-7, 1B-7, 1C-7, 1D-7, comparisons 2-12, 2-20, 2-21, renters 4-12, 4-20, 4-21, Blacks 5-12, 5-20, 5-21, Hispanics 6-12, 6-20, 6-21, elderly 7-12, 7-20, 7-21, definition Appendix A “Rent reductions”

**Income, negative or zero:** comparisons 2-13, 2-19, 2-20, 2-21, 2-25, owners 3-13, 3-19, 3-20, 3-21, 3-22, 3-25, renters 4-13, 4-19, 4-20, 4-21, 4-25, Blacks 5-13, 5-19, 5-20, 5-21, 5-22, 5-25, Hispanics 6-13, 6-19, 6-20, 6-21, 6-22, 6-25, elderly 7-13, 7-19, 7-20, 7-21, 7-22, 7-25, definition Appendix A “Ratio of value to current income”

**Incompleteness of data:** Appendix D “Incomplete Data”

**Indian (American Indian):** comparisons 2-1, 2-25, owners 3-25, 3-1, renters 4-25, 4-1, Blacks 5-1, 5-25, Hispanics 6-1, 6-25, elderly 7-25, definition Appendixes A and C “Race”

**Industrial neighbors:** vacant homes 1A-6, 1B-6, 1C-6, 1D-6, comparisons 2-8, owners 3-8, renters 4-8, Blacks 5-8, Hispanics 6-8, elderly 7-8, definition Appendix A “Description of area within 300 feet,” Appendix C “Buildings and neighborhood”

**Inheritance of home:** comparisons 2-20, 2-21, owners 3-14, 3-20, 3-21, 3-22, Blacks 5-14, 5-20, 5-21, 5-22, Hispanics 6-14, 6-20, 6-21, 6-22, elderly 7-14, 7-20, 7-21, 7-22, definition Appendix A “Year unit acquired”

**Institutional neighbors:** vacant homes 1A-6, 1B-6, 1C-6, 1D-6, comparisons 2-8, owners 3-8, renters 4-8, Blacks 5-8, Hispanics 6-8, elderly 7-8, definition Appendix A “Description of area within 300 feet,” Appendix C “Buildings and neighborhood”

**Insulation, inadequate:** comparisons 2-6, owners 3-6, renters 4-6, Blacks 5-6, Hispanics 6-6, elderly 7-6, definition Appendix A “Heating equipment and heating equipment breakdowns”

**Insurance in monthly payment:** comparisons 2-19, owners 3-15, 3-19, Blacks 5-15, 5-19, Hispanics 6-15, 6-19, elderly 7-15, 7-19, definition Appendix A “Monthly housing costs”

**Insurance, cost:** comparisons 2-13, owners 3-13, renters 4-13, Blacks 5-13, Hispanics 6-13, elderly 7-13, definition Appendix A “Monthly housing costs”

**Insurance, mortgage:** comparisons 2-19, owners 3-15, 3-19, Blacks 5-15, 5-19, Hispanics 6-15, 6-19, elderly 7-15, 7-19, definition Appendix A “Items Included in primary mortgage payment”

**Interest and principal, cost:** comparisons 2-13, 2-19, 2-20, 2-21, owners 3-13, 3-19, 3-20, 3-21, 3-22, Blacks 5-13, 5-19, 5-20, 5-21, 5-22, Hispanics 6-13, 6-19, 6-20, 6-21, 6-22, elderly 7-13, 7-19, 7-20, 7-21, 7-22, definition Appendix A “Items Included in primary mortgage payment,” “Monthly payment for principal and interest”

**Interest income:** comparisons 2-12, owners 3-12, renters 4-12, Blacks 5-12, Hispanics 6-12, elderly 7-12, definition Appendix A “Income”

**Interest rate on mortgage:** owners 3-15, Blacks 5-15, Hispanics 6-15, elderly 7-15, definition Appendix A and C “Current interest rate”

**Interviews, errors:** definition Appendix D “Errors”

**Interviews, number:** definition Appendix B “Sample size”

**Interviews, telephone:** definition Appendix C “Telephone interviewing”

**Investment for down payment:** owners 3-14, Blacks 5-14, Hispanics 6-14, elderly 7-14, definition Appendix A “Major source of downpayment”

**Investments and savings:** comparisons 2-12, owners 3-12, renters 4-12, Blacks 5-12, Hispanics 6-12, elderly 7-12, definition Appendix A “Amount of savings and investments”

**Item nonresponse:** definition Appendix D “Missing data”

**Items included in primary mortgage payment:** owners 3-15, renters 4-15, Blacks 5-15, Hispanics 6-15, elderly 7-15, definition Appendix A “Mortgages currently on property”

**Job commuting caused move:** comparisons 2-11, owners 3-11, renters 4-11, Blacks 5-11, Hispanics 6-11, elderly 7-11, definition Appendix A “Reasons for leaving previous unit”

**Job transfer caused move:** comparisons 2-11, owners 3-11, renters 4-11, Blacks 5-11, Hispanics 6-11, elderly 7-11, definition Appendix A “Reasons for leaving previous unit”

**Journey to work:** comparisons 2-24, owners 3-24, renters 4-24, Blacks 5-24, Hispanics 6-24, elderly 7-24, definition Appendix A “Journey to work”

**Junk on streets or lots:** vacant homes 1A-6, 1B-6, 1C-6, 1D-6, comparisons 2-8, owners 3-8, renters 4-8, Blacks 5-8, Hispanics 6-8, elderly 7-8, definition Appendix A “Neighborhood conditions,” “Trash, litter, or junk on streets or any properties,” Appendix C “Buildings and neighborhood”

**Kerosene, uses:** vacant homes 1A-5, 1B-5, 1C-5, 1D-5, comparisons 2-5, 2-20, 2-21, 2-25, owners 3-5, 3-20, 3-21, 3-22, 3-25, renters 4-5, 4-20, 4-21, 4-25, Blacks 5-5, 5-20, 5-21, 5-22, 5-25, Hispanics 6-5, 6-20, 6-21, 6-22, 6-25, elderly 7-5, 7-20, 7-21, 7-22, 7-25, definition Appendix A “Fuels”

**Kitchen:** (see Appendix A “Equipment,” Appendix C “Kitchen”)

**Kitchen attractive (reason to live here):** comparisons 2-11, owners 3-11, renters 4-11, Blacks 5-11, Hispanics 6-11, elderly 7-11, definition Appendix A “Choice of present home and home search”

**Kitchen present:** vacant homes 1A-4, 1B-4, 1C-4, 1D-4, comparisons 2-4, 2-25, owners 3-4, 3-25, renters 4-4, 4-25, Blacks 5-4, 5-25, Hispanics 6-4, 6-25, elderly 7-4, 7-25, definition Appendix A “Equipment,” C “Rooms in unit”

**Kitchen problems:** comparisons 2-7, owners 3-7, renters 4-7, Blacks 5-7, Hispanics 6-7, elderly 7-7, definition Appendix A “Physical problems”

**Lake nearby (body of water):** (see “Bodies of water within 300 feet”)

**Land rent:** vacant homes 1A-7, 1B-7, 1C-7, 1D-7, comparisons 2-13, owners 3-13, Blacks 5-13, Hispanics 6-13, elderly 7-13, definition Appendix A “Other housing costs per month”

**Land used for down payment:** owners 3-14, Blacks 5-14, Hispanics 6-14, elderly 7-14, definition Appendix A “Major source of down payment”

**Landlady or landlord lives on property:** vacant homes 1A-6, 1B-6, 1C-6, 1D-6, comparisons 2-7, renters 4-7, Blacks 5-7, Hispanics 6-7, elderly 7-7, definition Appendix A “Owner or manager on property”

**Large home, moved to:** comparisons 2-11, owners 3-11, renters 4-11, Blacks 5-11, Hispanics 6-11, elderly 7-11, definition Appendix A “Reasons for leaving previous home”

**Last home:** comparisons 2-10, 2-11, owners 3-10, 3-11, renters 4-10, 4-11, Blacks 5-10, 5-11, Hispanics 6-10, 6-11, elderly 7-10, 7-11, definition Appendix A “Location of previous unit”

**Last occupancy date:** vacant homes 1A-1, 1B-1, 1C-1, 1D-1, definition Appendix A “Previous occupancy”

**Last used as permanent residence:** vacant homes 1A1, 1B-1, 1C-1, 1D-1, definition Appendix A “Vacancy, seasonality, and marketing”

**Latin Americans (Hispanics):** column heading in most tables, comparisons 2-1, 2-25, owners 3-1, 3-25, renters 4-1, 4-25, Blacks 5-1, 5-25, Hispanics 6-1, 6-25, elderly 7-1, 7-25, definition Appendix A “Hispanic”

**Layout of home (reason to live here):** comparisons 2-11, owners 3-11, renters 4-11, Blacks 5-11, Hispanics 6-11, elderly 7-11, definition Appendix A “Choice of present home and home search”

**Lead paint pamphlet:** definition Appendix A “Painted surfaces”

**Leaks:** comparisons 2-7, owners 3-7, renters 4-7, Blacks 5-7, Hispanics 6-7, elderly 7-7, definition Appendix A “Physical problems”

**Leisure activities (reason to live here):** comparisons 2-11, owners 3-11, renters 4-11, Blacks 5-11, Hispanics 6-11, elderly 7-11, definition Appendix A “Choice of present neighborhood”

**Lenders of primary and secondary mortgage:** comparisons 2-19, owners 3-15, 3-19, Blacks 5-15, 5-19, Hispanics 6-15, 6-19, elderly 7-15, 7-19, definition Appendix A “Lenders of primary and secondary mortgage”

**Length of mortgage:** owners 3-15, Blacks 5-15, Hispanics 6-15, elderly 7-15, definition Appendix A “Term of primary mortgage at origination of assumption”

**Length of ownership:** owners 3-14, Blacks 5-14, Hispanics 6-14, elderly 7-14, definition Appendix A “Year unit acquired”

**Length of stay:** comparisons 2-9, owners 3-9, renters 4-9, Blacks 5-9, Hispanics 6-9, elderly 7-9, definition Appendix A “Year householder moved into unit”

**Length of time since permanent residence:** vacant homes 1A-1, 1B-1, 1C-1, 1D-1, definition Appendix A “Vacancy, seasonality, and marketing”

**Length of vacancy:** vacant homes 1A-1, 1B-1, 1C-1, 1D-1, definition Appendix A “Vacancy, seasonality, and marketing”

**Level mortgage payments:** comparisons 2-19, owners 3-15, 3-19, Blacks 5-15, 5-19, Hispanics 6-15, 6-19, elderly 7-15, 7-19, definition Appendix A “Payment plans of primary and secondary mortgages”

**Light fixtures in public halls:** vacant homes 1A-2, 1B-2, 1C-2, 1D-2, comparisons 2-2, owners 3-2, renters 4-2, Blacks 5-2, Hispanics 6-2, elderly 7-2, definition Appendix A “Light fixtures in public halls”

**Litter nearby:** comparisons 2-8, owners 3-8, renters 4-8, Blacks 5-8, Hispanics 6-8, elderly 7-8, definition Appendix A “Neighborhood conditions,” Appendix C “Buildings and neighborhood”

**Litter on streets or lots:** vacant homes 1A-6, 1B-6, 1C-6, 1D-6, comparisons 2-8, owners 3-8, renters 4-8, Blacks 5-8, Hispanics 6-8, elderly 7-8, definition Appendix A “Neighborhood conditions,” Appendix C “Buildings and neighborhood”

**Living quarters:** (see Appendix A “Housing units”)

**Living rooms:** vacant homes 1A-6, 1B-6, 1C-6, 1D-6, comparisons 2-7, 2-25, owners 3-7, 3-25, renters 4-7, 4-25, Blacks 5-7, 5-25, Hispanics 6-7, 6-25, elderly 7-7, 7-25, definition Appendix A “Selected amenities,” Appendix C “Rooms in unit”

**Loan to value ratio:** owners 3-15, Blacks 5-15, Hispanics 6-15, elderly 7-15, definition Appendix A “Current total loan as percent of value”

**Local housing subsidy:** vacant homes 1A-7, 1B-7, 1C-7, 1D-7, comparisons 2-12, 2-20, 2-21, renters 4-12, 4-20, 4-21, Blacks 5-12, 5-20, 5-21, Hispanics 6-12, 6-20, 6-21, elderly 7-12, 7-20, 7-21, definition Appendix A “Rent reductions”

**Local mortgage program:** owners 3-15, Blacks 5-15, Hispanics 6-15, elderly 7-15, definition Appendix A “Lower cost state and local mortgages”

**Location of extra unit:** vacant homes 1A-1, 1B-1, 1C-1, 1D-1, definition Appendix A “Extra unit”

**Location of previous unit:** comparisons 2-10, owners 3-10, renters 4-10, Blacks 5-10, Hispanics 6-10, elderly 7-10, definition Appendixes A and C “Location of previous unit”

**Lodgers:** comparisons 2-9, 2-12, owners 3-9, 3-12, renters 4-9, 4-12, Blacks 5-9, 5-12, Hispanics 6-9, 6-12, elderly 7-9, 7-12, definition Appendix A “Household,” “Persons other than spouse of children,” Appendix C “Lodgers”

**Lodgers’ rent:** comparisons 2-13, owners 3-13, renters 4-13, Blacks 5-13, Hispanics 6-13, elderly 7-13, definition Appendix A “Rent paid by lodgers”

**Loose steps:** vacant homes 1A-2, 1B-2, 1C-2, 1D-2, comparisons 2-2, owners 3-2, renters 4-2, Blacks 5-2, Hispanics 6-2, elderly 7-2, definition Appendix A “Common stairways”

**Losses:** (see Appendix C “Losses”)

**Lot size:** vacant homes 1A-3, 1B-3, 1C-3, 1D-3, comparisons 2-3, 2-17, 2-18, owners 3-3, 3-17, 3-18, renters 4-3, 4-17, 4-18, Blacks 5-3, 5-17, 5-18, Hispanics 6-3, 6-17, 6-18, elderly 7-3, 7-17, 7-18, definition Appendix A “Lot size”

**Lots, trash on neighbors:** vacant homes 1A-6, 1B-6, 1C-6, 1D-6, comparisons 2-8, owners 3-8, renters 4-8, Blacks 5-8, Hispanics 6-8, elderly 7-8, definition Appendix A “Trash, litter, or junk on streets or any properties,” Appendix C “Buildings and neighborhood”

**Low cost:** (see Cost, Appendix A “Monthly housing costs,” “Monthly costs for electricity and gas,” “Monthly housing costs as percent of current income,” and “Monthly payment for principal and interest”)

**Low income:** (see “Income”)

**Low rise:** vacant homes 1A-2, 1B-2, 1C-2, 1D-2, comparisons 2-2, owners 3-2, renters 4-2, Blacks 5-2, Hispanics 6-2, elderly 7-2, definition Appendix A “Stories in structures”

**Lower cost state and local mortgages:** owners 3-15, Blacks 5-15, Hispanics 6-15, elderly 7-15, definition Appendix A “Lower cost state and local mortgages”

**LPG (bottled gas), cost:** comparisons 2-13, 2-25, owners 3-13, renters 4-13, Blacks 5-13, Hispanics 6-13, elderly 7-13, definition Appendix A “Monthly costs for electricity and gas”

**LPG (bottled gas), uses:** comparisons 2-5, 2-20, 2-21, 2-25, owners 3-5, 3-20, 3-21, 3-22, 3-25, renters 4-5, 4-20, 4-21, 4-25, Blacks 5-5, 5-20, 5-21, 5-22, 5-25, Hispanics 6-5, 6-20, 6-21, 6-22, 6-25, elderly 7-5, 7-20, 7-21, 7-22, 7-25, definition Appendix A “Fuels”

**Main heating equipment:** (see “Heating equipment”)

**Main house heating fuel:** (see “Heating fuel”)

**Main reason for choice of present home:** (see “Choice of present home”)

**Main reason for leaving previous unit:** (see “Reasons for leaving previous unit”)

**Maintenance caused move:** comparisons 2-11, owners 3-11, renters 4-11, Blacks 5-11, Hispanics 6-11, elderly 7-11, definition Appendix A “Reasons for leaving previous unit”

**Maintenance cost (routine maintenance last year):** comparisons 2-13, owners 3-13, Blacks 5-13, Hispanics 6-13, elderly 7-13, definition Appendix A “Monthly housing costs,” “Change in housing costs,” “Routine maintenance last year”

**Maintenance problem:** comparisons 2-7, owners 3-7, renters 4-7, Blacks 5-7, Hispanics 6-7, elderly 7-7, definition Appendix A “Physical problems,” “Renter maintenance quality”

**Major source of downpayment:** comparisons owners 3-14, Blacks 5-14, Hispanics 6-14, elderly 7-14, definition Appendix A “Major source of downpayment”

**Males:** comparisons 2-9, 2-20, 2-21, 2-25, owners 3-9, 3-20, 3-21, 3-22, 3-25, renters 4-9, 4-20, 4-21, 4-25, Blacks 5-9, 5-20, 5-21, 5-22, 5-25, Hispanics 6-9, 6-20, 6-21, 6-22, 6-25, elderly 7-9, 7-20, 7-21, 7-22, 7-25, definition Appendix A “Household composition”

**Manager of rental lives on property:** vacant homes 1A-6, 1B-6, 1C-6, 1D-6, comparisons 2-7, renters 4-7, Blacks 5-7, Hispanics 6-7, elderly 7-7, definition Appendix A “Owner or manager on property”

**Manufactured homes:** (see Appendix A “Mobile homes”)

**Married couples:** comparisons 2-9, 2-20, 2-21, 2-25, owners 3-9, 3-20, 3-21, 3-22, 3-25, renters 4-9, 4-20, 4-21, 4-25, Blacks 5-9, 5-20, 5-21, 5-22, 5-25, Hispanics 6-9, 6-20, 6-21, 6-22, 6-25, elderly 7-9, 7-20, 7-21, 7-22, 7-25, definition Appendix A “Household composition,” Appendix C “Married-coupled families”

**Married, caused move:** comparisons 2-11, owners 3-11, renters 4-11, Blacks 5-11, Hispanics 6-11, elderly 7-11, definition Appendix A “Reasons for leaving previous unit”

**Means of sewage disposal:** (see “Sewage disposal”)

**Median monthly housing costs for owners:** vacant homes 1A-7, 1B-7, 1C-7, 1D-7, comparisons 2-13, 2-17, 2-18, 2-19, 2-20, 2-22, 2-23, owners 3-13, 3-17, 3-18, 3-19, 3-20, 3-22, 3-23, renters 4-13, 4-17, 4-18, 4-19, 4-20, 4-22, 4-23, Blacks 5-13, 5-17, 5-18, 5-19, 5-20, 5-22, 5-23, Hispanics 6-13, 6-17, 6-18, 6-19, 6-20, 6-22, 6-23, elderly 7-13, 7-17, 7-18, 7-19, 7-20, 7-22, 7-23, definition Appendixes A and C “Monthly housing costs,” Appendix C “Housing costs and value”

**Medians:** definition Appendix A “Medians”

**Medical office:** vacant homes 1A-7, 1B-7, 1C-7, 1D-7, owners 3-14, Blacks 5-14, Hispanics 6-14, elderly 7-14, definition Appendix A “Other activities on property”

**Men:** (see “Males”)

**Metropolitan area:** vacant homes 1A-1, 1B-1, 1C-1, 1D-1, comparisons 2-1, owners 3-1, renters 4-1, Blacks 5-1, Hispanics 6-1, elderly 7-1, definition Appendix A “Metropolitan areas,” Appendix C “Metropolitan areas and central cities”

**Mice:** (see “Rodents (rats)”)

**Microdata:** (see Explanations and Cautions “Data Availability”)

**Microfiche:** (see Explanations and Cautions “Data Availability”)

**Middle age:** (see Appendix A “Age”)

**Middle cost:** (see Appendix A “Cost”)

**Middle income:** (see Appendix A “Income”)

**Midwest:** column heading in most tables, vacant homes 1A-1, 1B-1, 1C-1, 1D-1, comparisons 2-1, owners 3-1, renters 4-1, Blacks 5-1, Hispanics 6-1, elderly 7-1, definition Appendix A “Regions”

**Minors:** comparisons 2-9, 2-20, 2-21, owners 3-9, 3-20, 3-21, 3-22, renters 4-9, 4-20, 4-21, Blacks 5-9, 5-20, 5-21, 5-22, Hispanics 6-9, 6-20, 6-21, 6-22, elderly 7-9, 7-20, 7-21, 7-22, definition Appendix A “Household composition”

**Missing interviews:** Appendix D “Missing data”

**Mistakes (nonsampling error):** Appendix D “Wrong answers”

**Mobile home:** column heading in most tables, vacant homes 1A-1, 1B-1, 1C-1, 1D-1, comparisons 2-1, 2-20, 2-21, 2-25, owners 3-1, 3-20, 3-21, 3-22, 3-25, renters 4-1, 4-20, 4-21, 4-25, Blacks 5-1, 5-20, 5-21, 5-22, 5-25, Hispanics 6-1, 6-20, 6-21, 6-22, 6-25, elderly 7-1, 7-20, 7-21, 7-22, 7-25, definition Appendixes A and C “Mobile homes,” “Housing units”

**Mobile home park fee:** vacant homes 1A-7, 1B-7, 1C-7, 1D-7, comparisons 2-13, owners 3-13, Blacks 5-13, Hispanics 6-13, elderly 7-13, definition Appendix A “Other housing costs per month”

**Mobile home site:** vacant homes 1A-2, 1B-2, 1C-2, 1D-2, comparisons 2-2, owners 3-2, renters 4-2, Blacks 5-2, Hispanics 6-2, elderly 7-2, definition Appendix A “Site placement”

**Mobile home, former home:** comparisons 2-10, owners 3-10, renters 4-10, Blacks 5-10, Hispanics 6-10, elderly 7-10, definition Appendix A “Structure type of previous residence”

**Mobile homes, choice of:** comparisons 2-11, owners 3-11, renters 4-11, Blacks 5-11, Hispanics 6-11, elderly 7-11, definition Appendix A “Choice of present home and home search”



**Mobile homes in group (size):** vacant homes 1A-6, 1B-6, 1C-6, 1D-6, comparisons 2-8, owners 3-8, renters 4-8, Blacks 5-8, Hispanics 6-8, elderly 7-8, definition Appendix A “Mobile homes in group”

**Monthly cost paid for electricity:** (see “Monthly housing costs”)

**Monthly cost paid for piped gas:** (see “Monthly housing costs”)

**Monthly costs paid for selected utilities and fuels:** (see “Monthly housing costs”)

**Monthly expenses, additional help:** definition Appendixes A and C “Monthly expenses, additional help”

**Monthly housing costs:** vacant homes 1A-7, 1B-7, 1C-7, 1D-7, comparisons 2-13, 2-17, 2-18, 2-19, 2-20, 2-21, 2-23, 2-25, owners 3-13, 3-17, 3-18, 3-19, 3-20, 3-21, 3-22, 3-23, 3-25, renters 4-13, 4-17, 4-18, 4-19, 4-20, 4-21, 4-23, 4-25, Blacks 5-13, 5-17, 5-18, 5-19, 5-20, 5-21, 5-22, 5-23, 5-25, Hispanics 6-13, 6-17, 6-18, 6-19, 6-20, 6-21, 6-22, 6-23, 6-25, elderly 7-13, 7-17, 7-18, 7-19, 7-20, 7-21, 7-22, 7-23, 7-25, definition Appendixes A and C “Monthly housing costs,” Appendix A “Monthly costs for electricity and gas,” Appendix C “Housing costs and value”

**Monthly housing cost as percent of current income:** comparisons 2-13, 2-19, 2-20, 2-25, owners 3-13, 3-19, 3-20, 3-22, 3-25, renters 4-13, 4-19, 4-20, 4-25, Blacks 5-13, 5-19, 5-20, 5-22, 5-25, Hispanics 6-13, 6-19, 6-20, 6-22, 6-25, elderly 7-13, 7-19, 7-20, 7-22, 7-25, definition Appendix A “Monthly housing costs as percent of current income,” Appendix C “Income”

**Monthly payment for principal and interest:** (see “Principal and interest, cost”)

**Mortgage, home equity type:** owners 3-15, renters 4-15, Blacks 5-15, Hispanics 6-15, elderly 7-15, definition Appendix A “Mortgages currently on property”

**Mortgage insurance:** owners 3-15, 3-19, Blacks 5-15, 5-19, Hispanics 6-15, 6-19, elderly 7-15, 7-19, definition Appendix A “Items included in primary mortgage payment”

**Mortgage, outstanding principal amount:** owners 3-15, Blacks 5-15, Hispanics 6-15, elderly 7-15, definition Appendix A “Mortgages currently on property”

**Mortgage, primary:** (see “Mortgages (currently on property)”)

**Mortgage, remaining years:** owners 3-15, Blacks 5-15, Hispanics 6-15, elderly 7-15, definition Appendix A “Mortgages currently on property”

**Mortgages, regular and home equity:** owners 3-15, Blacks 5-15, Hispanics 6-15, elderly 7-15, definition Appendix A “Mortgages currently on property”

**Mortgage revenue bonds:** (see Appendix A “Mortgages currently on property”)

**Mortgage term:** owners 3-15, Blacks 5-15, Hispanics 6-15, elderly 7-15, definition Appendix A “Term of primary mortgage at origination of assumption,” “Remaining years mortgaged”

**Mortgage, cost:** (see “Cost of mortgages”)

**Mortgages (currently on property):** comparisons 2-19, owners 3-15, 3-19, Blacks 5-15, 5-19, Hispanics 6-15, 6-19, elderly 7-15, 7-19, definition Appendix A “Mortgages currently on property”

**Mortgage origination:** comparisons 2-19, owners 3-15, 3-19, Blacks 5-15, 5-19, Hispanics 6-15, 6-19, elderly 7-15, 7-19, definition Appendix A “Mortgage origination”

**Move, reasons:** comparisons 2-11, owners 3-11, renters 4-11, Blacks 5-11, Hispanics 6-11, elderly 7-11, definition Appendix A “Reasons for leaving previous unit”

**Moved in, past year (recent movers):** column heading in most tables, comparisons 2-9, owners 3-9, renters 4-9, Blacks 5-9, Hispanics 6-9, elderly 7-9, definition Appendix A “Recent movers”

**MA (metropolitan area):** (see “Metropolitan area”)

**Multifamily:** vacant homes 1A-1, 1B-1, 1C-1, 1D-1, comparisons 2-1, 2-20, 2-21, 2-25, owners 3-1, 3-20, 3-21, 3-22, 3-25, renters 4-1, 4-20, 4-21, 4-25, Blacks 5-1, 5-20, 5-21, 5-22, 5-25, Hispanics 6-1, 6-20, 6-21, 6-22, 6-25, elderly 7-1, 7-20, 7-21, 7-22, 7-25, definition Appendixes A and C “Persons other than spouse or children”

**Multifamily, choice of:** comparisons 2-11, owners 3-11, renters 4-11, Blacks 5-11, Hispanics 6-11, elderly 7-11, definition Appendix A “Choice of present neighborhood”

**Multifamily, former home:** comparisons 2-10, owners 3-10, renters 4-10, Blacks 5-10, Hispanics 6-10, elderly 7-10, definition Appendix A “Persons—previous residence”

**Native American (American Indian):** comparisons 2-1, 2-25, owners 3-1, 3-25, renters 4-1, 4-25, Blacks 5-1, 5-25, Hispanics 6-1, 6-25, elderly 7-1, 7-25, definition Appendixes A and C “Race”

**Natural gas, cost:** comparisons 2-13, 2-23, owners 3-13, 3-23, renters 4-13, 4-23, Blacks 5-13, 5-23, Hispanics 6-13, 6-23, elderly 7-13, 7-23, definition Appendix A “Monthly costs for electricity and gas”

**Natural gas, uses:** vacant homes 1A-5, 1B-5, 1C-5, 1D-5, comparisons 2-5, 2-20, 2-21, 2-25, owners 3-5, 3-20, 3-21, 3-22, 3-25, renters 4-5, 4-20, 4-21, 4-25, Blacks 5-5, 5-20, 5-21, 5-22, 5-25, Hispanics 6-5, 6-20, 6-21, 6-22, 6-25, elderly 7-5, 7-20, 7-21, 7-22, 7-25, definition Appendix A “Fuels”

**Negative income:** comparisons 2-13, 2-19, 2-20, 2-21, 2-25, owners 3-13, 3-14, 3-19, 3-20, 3-21, 3-22, 3-25, renters 4-13, 4-19, 4-20, 4-21, 4-25, Blacks 5-13, 5-14, 5-19, 5-20, 5-21, 5-22, 5-25, Hispanics 6-13, 6-14, 6-19, 6-20, 6-21, 6-22, 6-25, elderly 7-13, 7-14, 7-19, 7-20, 7-21, 7-22, 7-25, definition Appendix A “Ratio of value to current income,” Appendix C “Income”

**Neighborhood conditions:** vacant homes 1A-6, 1B-6, 1C-6, 1D-6, comparisons 2-8, owners 3-8, renters 4-8, Blacks 5-8, Hispanics 6-8, elderly 7-8, definition Appendix A “Neighborhood conditions and neighborhood services”

**Neighborhood crime:** comparisons 2-8, owners 3-8, renters 4-8, Blacks 5-8, Hispanics 6-8, elderly 7-8, definition Appendix A “Neighborhood conditions and neighborhood services”

**Neighborhood shopping:** comparisons 2-8, owners 3-8, renters 4-8, Blacks 5-8, Hispanics 6-8, elderly 7-8, definition Appendix A “Neighborhood conditions and neighborhood services”

**Neighborhood rating:** comparisons 2-8, owners 3-8, renters 4-8, Blacks 5-8, Hispanics 6-8, elderly 7-8, definition Appendix A “Overall opinion of neighborhood”

**Neighborhood, choice of (reason to live here):** comparisons 2-11, owners 3-11, renters 4-11, Blacks 5-11, Hispanics 6-11, elderly 7-11, definition Appendix A “Reasons for leaving previous unit”

**Neighborhood, comparison to previous:** comparisons 2-11, owners 3-11, renters 4-11, Blacks 5-11, Hispanics 6-11, elderly 7-11, definition Appendix A “Choice of present neighborhood”

**Neighborhood, move within:** comparisons 2-11, owners 3-11, renters 4-11, Blacks 5-11, Hispanics 6-11, elderly 7-11, definition Appendix A “Reasons for leaving previous unit”

**Never occupied:** vacant homes 1A-1, 1B-1, 1C-1, 1D-1, definition Appendix A “Vacancy, seasonality, and marketing”

**New construction:** column heading in most tables, vacant homes 1A-1, 1B-1, 1C-1, 1D-1, comparisons 2-1, 2-20, 2-21, 2-25, owners 3-1, 3-20, 3-21, 3-22, 3-25, renters 4-1, 4-20, 4-21, 4-25, Blacks 5-1, 5-20, 5-21, 5-22, 5-25, Hispanics 6-1, 6-20, 6-21, 6-22, 6-25, elderly 7-1, 7-20, 7-21, 7-22, 7-25, definition Appendix A “Year Structure Built,” Appendix C “New construction”

**New housing units:** definition Appendix A “Housing units”

**Nights owner spent at unit:** vacant homes 1A-1, 1B-1, 1C-1, 1D-1, definition Appendix A “Extra unit”

**Nights owner rented extra unit:** vacant homes 1A-1, 1B-1, 1C-1, 1D-1, definition Appendix A “Extra unit”

**No cash rent:** vacant homes 1A-7, 1B-7, 1C-7, 1D-7, comparisons 2-13, 2-17, 2-18, 2-19, 2-20, 2-21, 2-23, 2-25, owners 3-25, renters 4-13, 4-17, 4-18, 4-19, 4-20, 4-21, 4-23, 4-25, Blacks 5-13, 5-17, 5-18, 5-19, 5-20, 5-21, 5-23, 5-25, Hispanics 6-13, 6-17, 6-18, 6-19, 6-20, 6-21, 6-23, 6-25, elderly 7-13, 7-17, 7-18, 7-19, 7-20, 7-21, 7-23, 7-25, definition Appendix A “Monthly housing costs,” Appendix C “Housing costs and value”

**Noise nearby:** comparisons 2-8, owners 3-8, renters 4-8, Blacks 5-8, Hispanics 6-8, elderly 7-8, definition Appendix A “Neighborhood conditions, “Building neighborhood noise”

**Noninterview:** definition Appendix A “Noninterview,” Appendix B “Noninterview adjustment”

**Nonmetropolitan area:** vacant homes 1A-1, 1B-1, 1C-1, 1D-1, comparisons 2-1, owners 3-1, renters 4-1, Blacks 5-1, Hispanics 6-1, elderly 7-1, definition Appendix A “Location of previous unit”

**Nonrelatives in home:** comparisons 2-9, owners 3-9, renters 4-9, Blacks 5-9, Hispanics 6-9, elderly 7-9, definition Appendix A “Persons other than spouse or children”

**Nonrelatives, former home:** comparisons 2-10, owners 3-10, renters 4-10, Blacks 5-10, Hispanics 6-10, elderly 7-10, definition Appendix A “Previous home owned or rented by someone who moved here”

**Nonsampling error:** Appendix D “Sampling errors”

**Northeast:** column heading in most tables, vacant homes 1A-1, 1B-1, 1C-1, 1D-1, comparisons 2-1, owners 3-1, renters 4-1, Blacks 5-1, Hispanics 6-1, elderly 7-1, definition Appendix A “Regions”

**Number of cases:** (see Appendix B “Sample size”)

**Number of single children under 18 years old:** comparisons 2-9, owners 3-9, renters 4-9, Blacks 5-9, Hispanics 6-9, elderly 7-9, definition Appendix A “Household composition”

**Number of homes in building:** vacant homes 1A-1, 1B-1, 1C-1, 1D-1, comparisons 2-1, 2-20, 2-21, 2-25, owners 3-1, 3-20, 3-21, 3-22, 3-25, renters 4-1, 4-20, 4-21, 4-25, Blacks 5-1, 5-20, 5-21, 5-22, 5-25, Hispanics 6-1, 6-20, 6-21, 6-22, 6-25, elderly 7-1, 7-20, 7-21, 7-22, 7-25, definition Appendix A “Units in structure”

**Number of homes in former building:** comparisons 2-10, owners 3-10, renters 4-10, Blacks 5-10, Hispanics 6-10, elderly 7-10, definition Appendix A “Structure type of previous residence”

**Number of regular and home equity mortgages:** (see “Mortgages, regular and home equity”)

**Occasional use:** column heading in chapter 1 (Vacant), definition Appendix A “Vacancy, seasonality, and marketing”

**Occupancy prohibition caused move:** comparisons 2-11, owners 3-11, renters 4-11, Blacks 5-11, Hispanics 6-11, elderly 7-11, definition Appendix A “Reasons for leaving previous unit”

**Occupied housing units:** definition Appendix A “Occupied housing units”

**Occupied previously:** comparisons 2-2, owners 3-2, renters 4-2, Blacks 5-2, Hispanics 6-2, elderly 7-2, definition Appendix A “Previous occupancy”

**Ocean nearby (body of water):** (see “Bodies of water within 300 feet”)

**Odors (present):** comparisons 2-8, owners 3-8, renters 4-8, Blacks 5-8, Hispanics 6-8, elderly 7-8, definition Appendix A “Neighborhood conditions and neighborhood services”

**Offstreet parking:** vacant homes 1A-6, 1B-6, 1C-6, 1D-6, comparisons 2-7, 2-25, owners 3-7, 3-25, renters 4-7, 4-25, Blacks 5-7, 5-25, Hispanics 6-7, 6-25, elderly 7-7, 7-25, definition Appendix A “Selected amenities”

**Oil, cost:** comparisons 2-13, 2-23, owners 3-13, 3-23, renters 4-13, 4-23, Blacks 5-13, 5-23, Hispanics 6-13, 6-23, elderly 7-13, 7-23, definition Appendix A “Monthly housing costs”

**Oil, uses:** vacant homes 1A-5, 1B-5, 1C-5, 1D-5, comparisons 2-5, 2-20, 2-21, 2-25, owners 3-5, 3-20, 3-21, 3-22, 3-25, renters 4-5, 4-20, 4-21, 4-25, Blacks 5-5, 5-20, 5-21, 5-22, 5-25, Hispanics 6-5, 6-20, 6-21, 6-22, 6-25, elderly 7-5, 7-20, 7-21, 7-22, 7-25, definition Appendix A “Fuels”

**Older people:** column heading in most tables, comparisons 2-9, 2-20, 2-21, 2-25, owners 3-9, 3-20, 3-21, 3-22, 3-25, renters 4-9, 4-20, 4-21, 4-25, Blacks 5-9, 5-20, 5-21, 5-22, 5-25, Hispanics 6-9, 6-20, 6-21, 6-22, 6-25, elderly 7-9, 7-20, 7-21, 7-22, 7-25, definition Appendix A “Elderly”

**One-family homes:** vacant homes 1A-1, 1B-1, 1C-1, 1D-1, comparisons 2-1, 2-20, 2-21, 2-25, owners 3-1, 3-20, 3-21, 3-22, 3-25, renters 4-1, 4-20, 4-21, 4-25, Blacks 5-1, 5-20, 5-21, 5-22, 5-25, Hispanics 6-1, 6-20, 6-21, 6-22, 6-25, elderly 7-1, 7-20, 7-21, 7-22, 7-25, definition Appendix A “Units in structure”

**One-family homes, choice of:** comparisons 2-11, owners 3-11, renters 4-11, Blacks 5-11, Hispanics 6-11, elderly 7-11, definition Appendix A “Choice of present home and home search”

**One-family homes, former home:** comparisons 2-10, owners 3-10, renters 4-10, Blacks 5-10, Hispanics 6-10, elderly 7-10, definition Appendix A “Persons—previous residence”

**Open space nearby:** vacant homes 1A-6, 1B-6, 1C-6, 1D-6, comparisons 2-8, owners 3-8, renters 4-8, Blacks 5-8, Hispanics 6-8, elderly 7-8, definition Appendix A “Description of area within 300 feet,” Appendix C “Buildings and neighborhood”

**Opinion of home:** comparisons 2-7, owners 3-7, renters 4-7, Blacks 5-7, Hispanics 6-7, elderly 7-7, definition Appendix A “Overall opinion of structure”

**Opinion of neighborhood:** comparisons 2-8, owners 3-8, renters 4-8, Blacks 5-8, Hispanics 6-8, elderly 7-8, definition Appendix A “Overall opinion of neighborhood”

**Origin:** column heading in most tables, comparisons 2-1, 2-25, owners 3-1, 3-25, renters 4-1, 4-25, Blacks 5-1, 5-25, Hispanics 6-1, 6-25, elderly 7-1, 7-25, definition Appendix A “Hispanic”

**Other activities on property:** vacant homes 1A-7, 1B-7, 1C-7, 1D-7, comparisons 2-14, owners 3-14, renters 4-14, Blacks 5-14, Hispanics 6-14, elderly 7-14, definition Appendix A “Other activities on property”

**Other bothersome neighborhood conditions:** comparisons 2-8, owners 3-8, renters 4-8, Blacks 5-8, Hispanics 6-8, elderly 7-8, definition Appendix A “Neighborhood conditions and neighborhood services”

**Other buildings vandalized or with interior exposed within 300 feet:** vacant homes 1A-6, 1B-6, 1C-6, 1D-6, comparisons 2-8, owners 3-8, renters 4-8, Blacks 5-8, Hispanics 6-8, elderly 7-8, definition Appendix A “Other buildings vandalized or with interior exposed”

**Other central air fuel:** (see “Air conditioning fuel”)

**Other heating equipment:** (see “Heating equipment”)

**Other house heating fuels:** comparisons 2-5, owners 3-5, renters 4-5, Blacks 5-5, Hispanics 6-5, elderly 7-5, definition Appendix A “Fuels”

**Other housing costs per month:** vacant homes 1A-7, 1B-7, 1C-7, 1D-7, comparisons 2-13, owners 3-13, renters 4-13, Blacks 5-13, Hispanics 6-13, elderly 7-13, definition Appendix A “Other housing costs per month”

**Outhouse:** (see definition Appendix A “Sewage disposal and sewage disposal breakdowns”)

**Outside building conditions:** vacant homes 1A-2, 1B-2, 1C-2, 1D-2, comparisons 2-2, owners 3-2, renters 4-2, Blacks 5-2, Hispanics 6-2, elderly 7-2, definition Appendix A “External building conditions,” Appendix C “Buildings and neighborhood”

**Oven:** vacant homes 1A-4, 1B-4, 1C-4, 1D-4, comparisons 2-4, 2-25, owners 3-4, 3-25, renters 4-4, 4-25, Blacks 5-4, 5-25, Hispanics 6-4, 6-25, elderly 7-4, 7-25, definition Appendix A “Equipment”

**Overall opinion of neighborhood:** (see “Opinion of neighborhood”)

**Overall opinion of structure:** (see “Opinion of home”)

**Own never married children under 18 years old:** comparisons 2-9, 2-25, owners 3-9, 3-25, renters 4-9, 4-25, Blacks 5-9, 5-25, Hispanics 6-9, 6-25, elderly 7-9, 7-25, definition Appendix A “Household composition”

**Owner occupant:** column heading in most tables, comparisons 2-1, 2-19, owners 3-1, 3-19, Blacks 5-1, 5-19, Hispanics 6-1, 6-19, elderly 7-1, 7-19, definition Appendix A “Tenure”

**Owner occupant, former home:** comparisons 2-10, owners 3-10, renters 4-10, Blacks 5-10, Hispanics 6-10, elderly 7-10, definition Appendix A “Tenure of previous unit”

**Owner occupant, moved to be:** comparisons 2-11, owners 3-11, renters 4-11, Blacks 5-11, Hispanics 6-11, elderly 7-11, definition Appendix A “Reasons for leaving previous unit”

**Owner or manager (lives) on property (rentals):** vacant homes 1A-6, 1B-6, 1C-6, 1D-6, comparisons 2-7, renters 4-7, Blacks 5-7, Hispanics 6-7, elderly 7-7, definition Appendix A “Owner or manager on property”

**Owner, first time:** owners 3-14, Blacks 5-14, Hispanics 6-14, elderly 7-14, definition Appendix A “First-time owners”

**Ownership sharing:** comparisons 2-13, owners 3-13, Blacks 5-13, Hispanics 6-13, elderly 7-13, definition Appendix A “Cost and ownership sharing”

**Ownership, length:** owners 3-14, Blacks 5-14, Hispanics 6-14, elderly 7-14, definition Appendix A “Year unit acquired”

**Pacific Islander:** comparisons 2-1, owners 3-1, renters 4-1, Blacks 5-1, Hispanics 6-1, elderly 7-1, definition Appendixes A and C “Race”

**Paint, peeling:** vacant homes 1A-6, 1B-6, 1C-6, 1D-6, comparisons 2-7, 2-25, owners 3-7, 3-25, renters 4-7, 4-25, Blacks 5-7, 5-25, Hispanics 6-7, 6-25, elderly 7-7, 7-25, definition Appendix A “Selected deficiencies”

**Painted surfaces:** Definition Appendix A “Painted surfaces”

**Parallel heating equipment:** (see “Heating equipment”)

**Park or open space nearby:** vacant homes 1A-6, 1B-6, 1C-6, 1D-6, comparisons 2-8, owners 3-8, renters 4-8, Blacks 5-8, Hispanics 6-8, elderly 7-8, definition Appendix A “Description of area within 300 feet,” Appendix C “Buildings and neighborhood”

**Parking for this home:** vacant homes 1A-6, 1B-6, 1C-6, 1D-6, comparisons 2-7, 2-25, owners 3-7, 3-25, renters 4-7, 4-25, Blacks 5-7, 5-25, Hispanics 6-7, 6-25, elderly 7-7, 7-25, definition Appendix A “Selected amenities”

**Parking lots (in neighborhood):** comparisons 2-8, owners 3-8, renters 4-8, Blacks 5-8, Hispanics 6-8, elderly 7-8, definition Appendix A “Description of area within 300 feet,” Appendix C “Buildings and neighborhood”

**Partners sharing occupancy:** comparisons 2-9, owners 3-9, renters 4-9, Blacks 5-9, Hispanics 6-9, elderly 7-9, definition Appendix A “Persons other than spouse or children”

**Patio:** vacant homes 1A-6, 1B-6, 1C-6, 1D-6, comparisons 2-7, 2-25, owners 3-7, 3-25, renters 4-7, 4-25, Blacks 5-7, 5-25, Hispanics 6-7, 6-25, elderly 7-7, 7-25, definition Appendix A “Selected amenities”

**Payment plans of primary and secondary mortgages:** (see “Mortgages currently on property”)

**Peeling paint:** (see “Paint peeling”)

**Pensions:** comparisons 2-12, owners 3-12, renters 4-12, Blacks 5-12, Hispanics 6-12, elderly 7-12, definition Appendix A and C “Income”

**People as neighborhood problem:** comparisons 2-8, owners 3-8, renters 4-8, Blacks 5-8, Hispanics 6-8, elderly 7-8, definition Appendix A “Neighborhood conditions”

**People in home (other than spouse or children):** comparisons 2-9, 2-17, 2-18, 2-20, 2-21, 2-25, owners 3-9, 3-17, 3-18, 3-20, 3-21, 3-22, 3-25, renters 4-9, 4-17, 4-18, 4-20, 4-21, 4-25, Blacks 5-9, 5-17, 5-18, 5-20, 5-21, 5-22, 5-25, Hispanics 6-9, 6-17, 6-18, 6-20, 6-21, 6-22, 6-25, elderly 7-9, 7-17, 7-18, 7-20, 7-21, 7-22, 7-25, definition Appendix A “Household,” “Population in housing,” “Persons other than spouse or children”

**People in home, previous residence:** comparisons 2-10, owners 3-10, renters 4-10, Blacks 5-10, Hispanics 6-10, elderly 7-10, definition Appendix A “Persons—previous residence”

**People nearby (reason to live here):** comparisons 2-11, owners 3-11, renters 4-11, Blacks 5-11, Hispanics 6-11, elderly 7-11, definition Appendix A “Choice of present neighborhood”

**People per room/per bedroom:** comparisons 2-3, 2-25, owners 3-3, 3-25, renters 4-3, 4-25, Blacks 5-3, 5-25, Hispanics 6-3, 6-25, elderly 7-3, 7-25, definition Appendix A “Persons per room”

**Permanent residence, time since:** vacant homes 1A-1, 1B-1, 1C-1, 1D-1, definition Appendix A “Vacancy, seasonality, and marketing”

**Phone:** comparisons 2-7, 2-25, owners 3-7, 3-25, renters 4-7, 4-25, Blacks 5-7, 5-25, Hispanics 6-7, 6-25, elderly 7-7, 7-25, definition Appendix A “Selected amenities”

**Physical problems:** column heading in most tables, comparisons 2-7, 2-25, owners 3-7, 3-25, renters 4-7, 4-25, Blacks 5-7, 5-25, Hispanics 6-7, 6-25, elderly 7-7, 7-25, definition Appendix A “Physical problems”

**Piped water:** vacant homes 1A-4, 1B-4, 1C-4, 1D-4, comparisons 2-4, 2-25, owners 3-4, 3-25, renters 4-4, 4-25, Blacks 5-4, 5-25, Hispanics 6-4, 6-25, elderly 7-4, 7-25, definition Appendixes A and C “Plumbing facilities”

**Pipes leaked:** comparisons 2-7, owners 3-7, renters 4-7, Blacks 5-7, Hispanics 6-7, elderly 7-7, definition Appendix A “Physical problems”

**Place size:** vacant homes 1A-1, 1B-1, 1C-1, 1D-1, comparisons 2-1, owners 3-1, renters 4-1, Blacks 5-1, Hispanics 6-1, elderly 7-1, definition Appendix A “Places”

**Plaster, broken:** vacant homes 1A-6, 1B-6, 1C-6, 1D-6, comparisons 2-7, 2-25, owners 3-7, 3-25, renters 4-7, 4-25, Blacks 5-7, 5-25, Hispanics 6-7, 6-25, elderly 7-7, 7-25, definition Appendix A “Selected deficiencies”

**Plumbing:** vacant homes 1A-4, 1B-4, 1C-4, 1D-4, comparisons 2-4, 2-25, owners 3-4, 3-25, renters 4-4, 4-25, Blacks 5-4, 5-25, 5-25, Hispanics 6-4, 6-25, 6-25, elderly 7-4, 7-25, 7-25, definition Appendixes A and C “Plumbing facilities”

**Plumbing problems:** comparisons 2-6, 2-7, 2-25, owners 3-6, 3-7, 3-25, renters 4-6, 4-7, 4-25, Blacks 5-6, 5-7, 5-25, Hispanics 6-6, 6-7, 6-25, elderly 7-6, 7-7, 7-25, definition Appendix A “Physical problems,” Appendix C “Plumbing facilities”

**PMSA (primary metropolitan statistical area):** vacant homes 1A-1, 1B-1, 1C-1, 1D-1, comparisons 2-1, owners 3-1, renters 4-1, Blacks 5-1, Hispanics 6-1, elderly 7-1, definition Appendix A “Metropolitan areas”

**Police protection:** comparisons 2-8, owners 3-8, renters 4-8, Blacks 5-8, Hispanics 6-8, elderly 7-8, definition Appendix A “Neighborhood conditions and neighborhood services”

**Poor home, compared to previous:** comparisons 2-11, owners 3-11, renters 4-11, Blacks 5-11, Hispanics 6-11, elderly 7-11, definition Appendix A “Choice of present home and home search”

**Poor home, rating of:** comparisons 2-7, owners 3-7, renters 4-7, Blacks 5-7, Hispanics 6-7, elderly 7-7, definition Appendix A “Overall opinion of structure”

**Poor neighborhood:** comparisons 2-11, owners 3-11, renters 4-11, Blacks 5-11, Hispanics 6-11, elderly 7-11, definition Appendix A “Choice of neighborhood”

**Poor neighborhood, rating of:** comparisons 2-8, owners 3-8, renters 4-8, Blacks 5-8, Hispanics 6-8, elderly 7-8, definition Appendix A “Overall opinion of neighborhood”

**Poor people:** column heading in most tables, comparisons 2-12, 2-25, owners 3-12, 3-25, renters 4-12, 4-25, Blacks 5-12, 5-25, Hispanics 6-12, 6-25, elderly 7-12, 7-25, definition Appendix A “Poverty status,” Appendix C “Poverty”

**Population in housing units:** comparisons 2-9, owners 3-9, renters 4-9, Blacks 5-9, Hispanics 6-9, elderly 7-9, definition Appendix A “Population in housing units”

**Population of places:** vacant homes 1A-1, 1B-1, 1C-1, 1D-1, comparisons 2-1, owners 3-1, renters 4-1, Blacks 5-1, Hispanics 6-1, elderly 7-1, definition Appendix A “Places”

**Porch:** vacant homes 1A-6, 1B-6, 1C-6, 1D-6, comparisons 2-7, 2-25, owners 3-7, 3-25, renters 4-7, 4-25, Blacks 5-7, 5-25, 5-25, Hispanics 6-7, 6-25, elderly 7-7, 7-25, definition Appendix A “Selected amenities”

**Poverty:** column heading in most tables, comparisons 2-12, 2-25, owners 3-12, 3-25, renters 4-12, 4-25, Blacks 5-12, 5-25, Hispanics 6-12, 6-25, elderly 7-12, 7-25, definition Appendix A “Poverty status,” Appendix C “Poverty”

**Present units:** definition Appendix A “Present and previous units”

**Previous home:** comparisons 2-10, 2-11, owners 3-10, 3-11, renters 4-10, 4-11, Blacks 5-10, 5-11, Hispanics 6-10, 6-11, elderly 7-10, 7-11, definition Appendix A “Present and previous units”

**Previous home’s householder:** comparisons 2-9, owners 3-9, renters 4-9, Blacks 5-9, Hispanics 6-9, elderly 7-9, definition Appendix A “Household moves and formation”

**Previous home owned or rented by someone who moved here:** comparisons 2-10, owners 3-10, renters 4-10, Blacks 5-10, Hispanics 6-10, elderly 7-10, definition Appendix A “Previous home owned or rented by someone who moved here”

**Previous occupancy:** comparisons 2-2, owners 3-2, renters 4-2, Blacks 5-2, Hispanics 6-2, elderly 7-2, definition Appendix A “Previous occupancy”

**Price of home:** vacant homes 1A-7, 1B-7, 1C-7, 1D-7, comparisons 2-17, 2-18, 2-19, 2-20, 2-21, owners 3-14, 3-17, 3-18, 3-19, 3-20, 3-21, 3-22, Blacks 5-14, 5-17, 5-18, 5-19, 5-20, 5-21, 5-22, Hispanics 6-14, 6-17, 6-18, 6-19, 6-20, 6-21, 6-22, elderly 7-14, 7-17, 7-18, 7-19, 7-20, 7-21, 7-22, definition Appendix A “Purchase price,” Appendixes A and C “Value”

**PMSA (primary metropolitan statistical area):** vacant homes 1A-1, 1B-1, 1C-1, 1D-1, comparisons 2-1, owners 3-1, renters 4-1, Blacks 5-1, Hispanics 6-1, elderly 7-1, definition Appendix A “Metropolitan areas”

**Primary mortgage:** comparisons 2-19, owners 3-15, 3-19, Blacks 5-15, 5-19, Hispanics 6-15, 6-19, elderly 7-15, 7-19, definition Appendix A “Primary mortgage,” “Items included in primary mortgage payment,” “Payment plans of primary and secondary mortgages,” “Type of primary mortgage”

**Primary source of water (and water supply stoppage):** owners 3-4, 3-20, 3-21, 3-25, renters 4-4, 4-20, 4-21, 4-25, Blacks 5-4, 5-20, 5-21, 5-25, Hispanics 6-4, 6-20, 6-21, 6-25, elderly 7-4, 7-20, 7-21, 7-25, definition Appendix A “Primary source of water and water supply stoppage”

**Principal and interest, cost:** comparisons 2-13, 2-19, 2-20, 2-21, owners 3-13, 3-19, 3-20, 3-21, 3-22, Blacks 5-13, 5-19, 5-20, 5-21, 5-22, Hispanics 6-13, 6-19, 6-20, 6-21, 6-22, elderly 7-13, 7-19, 7-20, 7-21, 7-22, definition Appendix A “Monthly payment for principal and interest”

**Principal amount:** owners 3-15, Blacks 5-15, Hispanics 6-15, elderly 7-15, definition Appendix A “Total outstanding principal amount”

**Principal means of transportation to work last week:** (see “Journey to work”)

**Principal in monthly payment:** comparisons 2-19, owners 3-15, 3-19, Blacks 5-15, 5-19, Hispanics 6-15, 6-19, elderly 7-15, 7-19, definition Appendix A “Payment plans of primary and secondary mortgages”

**Privy:** (see Appendix A “Flush toilet and flush breakdowns”)

**Problems, inside:** column heading in most tables, comparisons 2-6, 2-7, 2-25, owners 3-6, 3-7, 3-25, renters 4-6, 4-7, 4-25, Blacks 5-6, 5-7, 5-25, Hispanics 6-6, 6-7, 6-25, elderly 7-6, 7-7, 7-25, definition Appendix A “Primary source of water and water supply stoppage,” “Flush toilet and flush breakdowns,” “Heating equipment and heating equipment breakdowns,” “Selected deficiencies,” “Physical problems,” Appendix C “Severe and moderate problems”

**Problems, outside:** vacant homes 1A-2, 1B-2, 1C-2, 1D-2, comparisons 2-2, owners 3-2, renters 4-2, Blacks 5-2, Hispanics 6-2, elderly 7-2, definition Appendix A “External building conditions,” Appendix C “Buildings and neighborhood”

**Propane (bottled gas), cost:** comparisons 2-13, owners 3-13, renters 4-13, Blacks 5-13, Hispanics 6-13, elderly 7-13, definition Appendix A “Monthly costs for electricity and gas”

**Propane (bottled gas), uses:** vacant homes comparisons 2-5, 2-20, 2-21, 2-25, owners 3-5, 3-20, 3-21, 3-22, 3-25, renters 4-5, 4-20, 4-21, 4-25, Blacks 5-5, 5-20, 5-21, 5-22, 5-25, Hispanics 6-5, 6-20, 6-21, 6-22, 6-25, elderly 7-5, 7-20, 7-21, 7-22, 7-25, definition Appendix A “Fuels”

**Property insurance:** comparisons 2-13, owners 3-13, renters 4-13, Blacks 5-13, Hispanics 6-13, elderly 7-13, definition Appendix A “Property insurance”

**Public assistance (welfare):** comparisons 2-12, owners 3-12, renters 4-12, Blacks 5-12, Hispanics 6-12, elderly 7-12, definition Appendixes A and C “Income”

**Public elementary school:** comparisons 2-8, owners 3-8, renters 4-8, Blacks 5-8, Hispanics 6-8, elderly 7-8, see Appendix C “Public elementary school”

**Public halls:** vacant homes 1A-2, 1B-2, 1C-2, 1D-2, comparisons 2-2, owners 3-2, renters 4-2, Blacks 5-2, Hispanics 6-2, elderly 7-2, definition Appendix A “Light fixtures in public halls”

**Public housing:** vacant homes 1A-7, 1B-7, 1C-7, 1D-7, comparisons 2-12, 2-20, 2-21, renters 4-12, 4-20, 4-21, Blacks 5-12, 5-20, 5-21, Hispanics 6-12, 6-20, 6-21, elderly 7-12, 7-20, 7-21, definition Appendix A “Rent reductions”

**Public services:** comparisons 2-8, owners 3-8, renters 4-8, Blacks 5-8, Hispanics 6-8, elderly 7-8, definition Appendix A “Choice of present neighborhood”

**Public services (reason to live here):** comparisons 2-11, owners 3-11, renters 4-11, Blacks 5-11, Hispanics 6-11, elderly 7-11, definition Appendix A “Choice of present neighborhood”

**Public transit (reason to live here):** comparisons 2-11, owners 3-11, renters 4-11, Blacks 5-11, Hispanics 6-11, elderly 7-11, definition Appendix A “Choice of present neighborhood”

**Public transportation:** comparisons 2-8, owners 3-8, renters 4-8, Blacks 5-8, Hispanics 6-8, elderly 7-8, definition Appendix A “Neighborhood conditions and neighborhood services”

**Purchase of home (purchase price):** vacant homes 1A-7, 1B-7, 1C-7, 1D-7, comparisons 2-20, 2-21, owners 3-14, 3-20, 3-21, 3-22, Blacks 5-14, 5-20, 5-21, 5-22, Hispanics 6-14, 6-20, 6-21, 6-22, elderly 7-14, 7-20, 7-21, 7-22, Appendix A “Purchase price”

**Quality:** (see “Amenities,” “Problems,” “Size,” “Value,” “Neighborhood”)

**Quality of construction (reason to live here):** comparisons 2-11, owners 3-11, renters 4-11, Blacks 5-11, Hispanics 6-11, elderly 7-11, definition A “Choice of present home and home search”

**Quality, compare past and present home:** comparisons 2-11, owners 3-11, renters 4-11, Blacks 5-11, Hispanics 6-11, elderly 7-11, definition A “Recent mover comparison to previous home”

**Questionnaire:** definition Appendixes A and C “Questionnaire”

**Race (and origin):** column heading in most tables, comparisons 2-1, 2-25, owners 3-1, 3-25, renters 4-1, 4-25, Blacks 5-1, 5-25, Hispanics 6-1, 6-25, elderly 7-1, 7-25, definition Appendixes A and C “Race”

**Reason extra unit owned:** vacant homes 1A-1, 1B-1, 1C-1, 1D-1, definition Appendix A “Extra unit”

**Railings:** vacant homes 1A-2, 1B-2, 1C-2, 1D-2, comparisons 2-2, owners 3-2, renters 4-2, Blacks 5-2, Hispanics 6-2, elderly 7-2, definition Appendix A “Common stairways”

**Railroad, airport or highway nearby:** (see “Airport, highway, or railroad nearby”)

**Ranch income:** comparisons 2-12, owners 3-12, renters 4-12, Blacks 5-12, Hispanics 6-12, elderly 7-12, definition Appendix A “Income”

**Ranch or open space nearby:** vacant homes 1A-6, 1B-6, 1C-6, 1D-6, comparisons 2-8, owners 3-8, renters 4-8, Blacks 5-8, Hispanics 6-8, elderly 7-8, definition Appendix A “Description of area within 300 feet,” Appendix C “Buildings and neighborhood”

**Rating of home:** comparisons 2-7, owners 3-7, renters 4-7, Blacks 5-7, Hispanics 6-7, elderly 7-7, definition Appendix A “Overall opinion of structure”

**Rating of neighborhood:** comparisons 2-8, owners 3-8, renters 4-8, Blacks 5-8, Hispanics 6-8, elderly 7-8, definition Appendix A “Overall opinion of neighborhood”

**Ratio of (house) value to current income:** comparisons 2-19, 2-20, 2-21, owners 3-14, 3-19, 3-20, 3-21, Blacks 5-14, 5-19, 5-20, 5-21, Hispanics 6-14, 6-19, 6-20, 6-21, elderly 7-14, 7-19, 7-20, 7-21, definition Appendix A “Ratio of value to current income”

**Ratio of loan to value:** owners 3-15, Blacks 5-15, Hispanics 6-15, elderly 7-15, definition Appendix A “Current total loan as percent of value”

**Ratio of monthly housing cost to current income:** comparisons 2-13, 2-19, 2-20, owners 3-13, 3-19, 3-20, 3-22, renters 4-13, 4-19, 4-20, Blacks 5-13, 5-19, 5-20, 5-22, Hispanics 6-13, 6-19, 6-20, 6-22, elderly 7-13, 7-19, 7-20, 7-22, definition Appendix A “Monthly housing costs as percent of current income,” Appendix C “Income”

**Rats:** (see “Rodents”)

**Real estate taxes:** vacant homes 1A-7, 1B-7, 1C-7, 1D-7, comparisons 2-13, 2-19, 2-20, 2-21, owners 3-13, 3-19, 3-20, 3-21, 3-22, Blacks 5-13, 5-19, 5-20, 5-21, 5-22, Hispanics 6-13, 6-19, 6-20, 6-21, 6-22, elderly 7-13, 7-19, 7-20, 7-21, 7-22, definition Appendix A “Real estate taxes”

**Reasons for leaving previous unit:** comparisons 2-11, owners 3-11, renters 4-11, Blacks 5-11, Hispanics 6-11, elderly 7-11, definition Appendix A “Reasons for leaving previous unit”

**Recent mover comparison to previous home:** (see “Comparison to previous home, cost” or “Comparison to previous home, quality”)

**Recent mover comparison to previous neighborhood:** (see “Comparison to previous neighborhood”)

**Recent movers:** (see “Moved in past year”) column heading in most tables, 2-1, 2-2, 2-3, 2-4, 2-5, 2-6, 2-7, 2-8, 2-9, 2-10, 2-11, 2-12, 2-13, owners 3-1, 3-2, 3-3, 3-4, 3-5, 3-6, 3-7, 3-8, 3-9, 3-10, 3-11, 3-12, 3-13, renters 4-1, 4-2, 4-3, 4-4, 4-5, 4-6, 4-7, 4-8, 4-9, 4-10, 4-11, 4-12, 4-13, Blacks 5-1, 5-2, 5-3, 5-4, 5-5, 5-6, 5-7, 5-8, 5-9, 5-10, 5-11, 5-12, 5-13, Hispanics 6-1, 6-2, 6-3, 6-4, 6-5, 6-6, 6-7, 6-8, 6-9, 6-10, 6-11, 6-12, 6-13, elderly 7-1, 7-2, 7-3, 7-4, 7-5, 7-6, 7-7, 7-8, 7-9, 7-10, 7-11, 7-12, 7-13, definition Appendixes A and C “Recent movers”

**Recreation (reason to live here):** comparisons 2-11, owners 3-11, renters 4-11, Blacks 5-11, Hispanics 6-11, elderly 7-11, definition Appendix A “Choice of present neighborhood”

**Recreation rooms:** vacant homes 1A-6, 1B-6, 1C-6, 1D-6, comparisons 2-7, 2-25, owners 3-7, 3-25, renters 4-7, 3-25, Blacks 5-7, 5-25, Hispanics 6-7, 6-25, elderly 7-7, 7-25, definition Appendix A “Selected amenities”

**Refrigerator:** vacant homes 1A-4, 1B-4, 1C-4, 1D-4, comparisons 2-4, 2-25, owners 3-4, 3-25, renters 4-4, 4-25, Blacks 5-4, 5-25, Hispanics 6-4, 6-25, elderly 7-4, 7-25, definition Appendix A “Equipment”

**Region, four parts of U. S.:** column heading in most tables, vacant homes 1A-1, 1B-1, 1C-1, 1D-1, comparisons 2-1, owners 3-1, renters 4-1, Blacks 5-1, Hispanics 6-1, elderly 7-1, definition A “Regions”

**Reinterviews:** (see Appendix D “Different answers a month apart”)

**Relatives in home:** comparisons 2-9, owners 3-9, renters 4-9, Blacks 5-9, Hispanics 6-9, elderly 7-9, definition Appendix A “Persons other than spouse or children”

**Relatives nearby (reason to live here):** comparisons 2-11, owners 3-11, renters 4-11, Blacks 5-11, Hispanics 6-11, elderly 7-11, definition Appendix A “Choice of neighborhood”

**Relatives, former home:** comparisons 2-10, owners 3-10, renters 4-10, Blacks 5-10, Hispanics 6-10, elderly 7-10, definition Appendix A “Persons—previous residence”

**Remaining years mortgaged:** (see “Mortgage, remaining years”)

**Rent control:** vacant homes 1A-7, 1B-7, 1C-7, 1D-7, comparisons 2-12, 2-20, 2-21, renters 4-12, 4-20, 4-21, Blacks 5-12, 5-20, 5-21, Hispanics 6-12, 6-20, 6-21, elderly 7-12, 7-20, 7-21, definition Appendix A “Rent reductions”

**Rent paid by lodgers:** (see “Lodgers”)

**Rent reductions:** vacant homes 1A-7, 1B-7, 1C-7, 1D-7, comparisons 2-12, 2-20, 2-21, renters 4-12, 4-20, 4-21, Blacks 5-12, 5-20, 5-21, Hispanics 6-12, 6-20, 6-21, elderly 7-12, 7-20, 7-21, definition Appendix A “Rent reductions”

**Rent to current income ratio:** comparisons 2-13, 2-19, 2-20, 2-21, 2-25, renters 4-13, 4-19, Blacks 5-13, 5-19, 5-20, 5-22, 5-25, Hispanics 6-13, 6-19, 6-20, 6-22, 6-25, elderly 7-13, 7-19, 7-20, 7-22, 7-25, definition Appendix A “Monthly housing costs as percent of current”

**Rent, contract:** vacant homes 1A-7, 1B-7, 1C-7, 1D-7, Appendix A “Monthly housing costs”

**Rent, gross:** comparisons 2-13, renters 4-13, Blacks 5-13, Hispanics 6-13, elderly 7-13, definition Appendix A “Monthly housing costs”

**Rent, land:** vacant homes 1A-7, 1B-7, 1C-7, 1D-7, comparisons 2-13, owners 3-13, Blacks 5-13, Hispanics 6-13, elderly 7-13, definition Appendix A “Monthly housing costs”

**Rental income:** comparisons 2-12, owners 3-12, renters 4-12, Blacks 5-12, Hispanics 6-12, elderly 7-12, definition Appendix A “Income”

**Rental vacancy rate:** column heading in chapter 1 (Vacant), definition Appendix A “Vacancy, seasonality, and marketing”

**Rented, not yet occupied:** column heading in chapter 1 (Vacant), definition Appendix A “Vacancy, seasonality, and marketing”

**Renter:** column heading in most tables, comparisons 2-1, 2-19, owners 3-1, 3-19, renters 4-1, 4-19, Blacks 5-1, 5-19, Hispanics 6-1, 6-19, elderly 7-1, 7-19, definition Appendix A “Tenure”

**Renter maintenance quality:** renters 4-7, definition Appendix A “Renter maintenance quality”

**Renter’s insurance:** comparisons 2-13, renters 4-13, Blacks 5-13, Hispanics 6-13, elderly 7-13, definition Appendix A “Monthly housing costs,” Appendix C “Housing costs and value”

**Renter, former home:** comparisons 2-10, owners 3-10, renters 4-10, Blacks 5-10, Hispanics 6-10, elderly 7-10, definition Appendix A “Tenure of previous unit”

**Repairs caused move:** comparisons 2-11, owners 3-11, renters 4-11, Blacks 5-11, Hispanics 6-11, elderly 7-11, definition Appendix A “Reasons for leaving previous unit”

**Replacements and additions:** definition Appendix A “Replacements and additions”

**Residence, time since permanent:** vacant homes 1A-1, 1B-1, 1C-1, 1D-1, definition Appendix A “Vacancy, seasonality, and marketing”

**Response error:** (see “Wrong answers” Appendix D)

**Reverse annuity mortgages:** definition Appendix A “Reverse annuity mortgages”

**River nearby (body of water):** (see “Bodies of water nearby”)

**Rodents (rats):** comparisons 2-7, 2-25, owners 3-7, 3-25, renters 4-7, 3-25, Blacks 5-7, 5-25, Hispanics 6-7, 6-25, elderly 7-7, 7-25, definition Appendix A “Selected deficiencies”

**Roof condition:** vacant homes 1A-2, 1B-2, 1C-2, 1D-2, comparisons 2-2, owners 3-2, renters 4-2, Blacks 5-2, Hispanics 6-2, elderly 7-2, definition Appendix A “External building conditions,” Appendix C “Buildings and neighborhood”

**Roof leaked:** comparisons 2-7, owners 3-7, renters 4-7, Blacks 5-7, Hispanics 6-7, elderly 7-7, definition Appendix A “Physical problems”

**Rooming houses:** definition Appendix A “Housing units”



**Rooms:** vacant homes 1A-3, 1B-3, 1C-3, 1D-3, comparisons 2-3, 2-17, 2-18, 2-20, 2-21, 2-25, owners 3-3, 3-17, 3-18, 3-20, 3-21, 3-22, 3-25, renters 4-3, 4-17, 4-18, 4-20, 4-21, 4-25, Blacks 5-3, 5-17, 5-18, 5-20, 5-21, 5-22, 5-25, Hispanics 6-3, 6-17, 6-18, 6-20, 6-21, 6-22, 6-25, elderly 7-3, 7-17, 7-18, 7-20, 7-21, 7-22, 7-25, definition Appendix A “Rooms,” Appendix C “Rooms in unit”

**Rooms, dining, living, recreation, etc.:** vacant homes 1A-6, 1B-6, 1C-6, 1D-6, comparisons 2-7, 2-25, owners 3-7, 3-25, renters 4-7, 4-25, Blacks 5-7, 5-25, Hispanics 6-7, 6-25, elderly 7-7, 7-25, definition Appendix A “Selected amenities”

**Rooms used for business:** comparisons 2-3, owners 3-3, renters 4-3, Blacks 5-3, Hispanics 6-3, elderly 7-3, definition Appendix A “Rooms used for business”

**Rooms without electric outlets:** vacant homes 1A-6, 1B-6, 1C-6, 1D-6, comparisons 2-7, 2-25, owners 3-7, 3-25, renters 4-7, 4-25, Blacks 5-7, 5-25, Hispanics 6-7, 6-25, elderly 7-7, 7-25, definition Appendix A “Selected deficiencies”

**Routine maintenance in last year:** (see “Maintenance cost”)

**Running water:** vacant homes 1A-4, 1B-4, 1C-4, 1D-4, comparisons 2-4, 2-25, owners 3-4, 3-25, renters 4-4, 4-25, Blacks 5-4, 5-25, Hispanics 6-4, 6-25, elderly 7-4, 7-25, Appendixes A and C “Plumbing facilities”

**Rural:** vacant homes 1A-1, 1B-1, 1C-1, 1D-1, comparisons 2-1, 2-2, 2-3, 2-4, 2-5, 2-6, 2-7, 2-8, 2-9, 2-10, 2-11, 2-12, 2-13, owners 3-1, 3-2, 3-3, 3-4, 3-5, 3-6, 3-7, 3-8, 3-9, 3-10, 3-11, 3-12, 3-13, 3-14, 3-15, renters 4-1, 4-2, 4-3, 4-4, 4-5, 4-6, 4-7, 4-8, 4-9, 4-10, 4-11, 4-12, 4-13, Blacks 5-1, 5-2, 5-3, 5-4, 5-5, 5-6, 5-7, 5-8, 5-9 5-10, 5-11, 5-12, 5-13, 5-14, 5-15, Hispanics 6-1, 6-2, 6-3, 6-4, 6-5, 6-6, 6-7, 6-8, 6-9, 6-10, 6-11, 6-12, 6-13, 6-14, 6-15, elderly 7-1, 7-2, 7-3, 7-4, 7-5, 7-6, 7-7, 7-8, 7-9, 7-10, 7-11, 7-12, 7-13, 7-14, 7-15, definition Appendix A “Urban and rural residence”

**Safety of primary source of water:** (see “Source of water, primary”)

**Salaries:** comparisons 2-12, owners 3-12, renters 4-12, Blacks 5-12, Hispanics 6-12, elderly 7-12, definition Appendixes A and C “Income”

**Sale of previous home:** owners 3-14, Blacks 5-14, Hispanics 6-14, elderly 7-14, definition Appendix A “Major source of down payment”

**Sample:** definition Appendix C “Sample”

**Sample selection:** definition Appendix B “Sample selection”

**Sample size:** definition Appendix A, B, and C “Sample size”

**Sample size and design:** definition Appendix B “Sample design and weighting”

**Sampling error:** definition Appendix D “Sampling errors”

**Savings and investments:** comparisons 2-12, owners 3-12, renters 4-12, Blacks 5-12, Hispanics 6-12, elderly 7-12, definition A “Amount of savings and investments”

**Savings for down payment:** owners 3-14, Blacks 5-14, Hispanics 6-14, elderly 7-14, definition Appendix A “Major source of down payment”

**School commuting caused move:** comparisons 2-11, owners 3-11, renters 4-11, Blacks 5-11, Hispanics 6-11, elderly 7-11, definition A “Reason for leaving previous unit”

**Schooling:** comparisons 2-9, owners 3-9, renters 4-9, Blacks 5-9, Hispanics 6-9, elderly 7-9, definition Appendix A “Educational attainment”

**Schools nearby (reason to live here):** comparisons 2-11, owners 3-11, renters 4-11, Blacks 5-11, Hispanics 6-11, elderly 7-11, definition Appendix A “Choice of present neighborhood”

**Search for home:** comparisons 2-11, owners 3-11, renters 4-11, Blacks 5-11, Hispanics 6-11, elderly 7-11, definition A “Choice of present home and home search”

**Seasonal home:** column heading in chapter 1 (Vacant), vacant homes 1A-1, 1B-1, 1C-1, 1D-1, definition Appendix A “Vacancy, seasonality, and marketing”

**Secondary families:** comparisons 2-9, owners 3-9, renters 4-9, Blacks 5-9, Hispanics 6-9, elderly 7-9, definition Appendix A “Persons other than spouse or children”

**Secondary mortgage:** comparisons 2-19, owners 3-15, 3-19, Blacks 5-15, 5-19, Hispanics 6-15, 6-19, elderly 7-15, 7-19, definition Appendix A “Payment plans of primary and secondary mortgages”

**Selected amenities:** definition Appendix A “Selected amenities”

**Selected deficiencies:** definition Appendix A “Selected deficiencies”

**Selected physical problems:** (see “Physical problems”)

**Self amortizing mortgage payments:** comparisons 2-19, owners 3-15, 3-19, Blacks 5-15, 5-19, Hispanics 6-15, 6-19, elderly 7-15, 7-19, definition A “Payment plans of primary and secondary mortgages”

**Seller financing:** comparisons 2-19, owners 3-15, 3-19, Blacks 5-15, 5-19, Hispanics 6-15, 6-19, elderly 7-15, 7-19, definition Appendix A “Lenders of primary and secondary mortgages”

**Senior citizens (elderly):** column heading in most tables, comparisons 2-9, 2-20, 2-21, 2-25, owners 3-9, 3-20, 3-21, 3-22, 3-25, renters 4-9, 4-20, 4-21, 4-25, Blacks 5-9, 5-20, 5-21, 5-22, 5-25, Hispanics 6-9, 6-20, 6-21, 6-22, 6-25, elderly 7-9, 7-20, 7-21, 7-22, 7-25, definition Appendix A “Elderly”

**Separated, caused move:** comparisons 2-11, owners 3-11, renters 4-11, Blacks 5-11, Hispanics 6-11, elderly 7-11, definition Appendix A “Reasons for leaving previous unit”

**Septic tank:** vacant homes 1A-4, 1B-4, 1C-4, 1D-4, comparisons 2-4, 2-20, 2-21, owners 3-4, 3-20, 3-21, 3-22, renters 4-4, 4-20, 4-21, Blacks 5-4, 5-20, 5-21, 5-22, Hispanics 6-4, 6-20, 6-21, 6-22, elderly 7-4, 7-20, 7-21, 7-22, definition Appendix A “Sewage disposal and sewage breakdowns”

**Septic tank stoppage:** comparisons 2-6, owners 3-6, renters 4-6, Blacks 5-6, Hispanics 6-6, elderly 7-6, definition Appendix A “Sewage disposal and sewage disposal breakdowns”

**Services, city or county:** comparisons 2-8, owners 3-8, renters 4-8, Blacks 5-8, Hispanics 6-8, elderly 7-8, definition Appendix A “Neighborhood conditions and neighborhood services”

**Sewage disposal (or breakdowns):** vacant homes 1A-4, 1B-4, 1C-4, 1D-4, comparisons 2-4, 2-20, 2-21, owners 3-4, 3-20, 3-21, 3-22, renters 4-4, 4-20, 4-21, Blacks 5-4, 5-20, 5-21, 5-22, Hispanics 6-4, 6-20, 6-21, 6-22, elderly 7-4, 7-20, 7-21, 7-22, definition Appendix A “Sewage disposal and sewage disposal breakdowns”

**Sewer breakdown:** comparisons 2-6, owners 3-6, renters 4-6, Blacks 5-6, Hispanics 6-6, elderly 7-6, definition Appendix A “Sewage disposal and sewage disposal breakdowns”

**Sex of householder:** comparisons 2-9, 2-20, 2-21, 2-25, owners 3-9, 3-20, 3-21, 3-22, 3-25, renters 4-9, 4-20, 4-21, 4-25, Blacks 5-9, 5-20, 5-21, 5-22, 5-25, Hispanics 6-9, 6-20, 6-21, 6-22, 6-25, elderly 7-9, 7-20, 7-21, 7-22, 7-25, definition Appendix A “Household composition”

**Shared cost:** comparisons 2-13, owners 3-13, Blacks 5-13, Hispanics 6-13, elderly 7-13, definition Appendix A “Cost and ownership sharing”

**Shared ownership:** comparisons 2-13, owners 3-13, Blacks 5-13, Hispanics 6-13, elderly 7-13, definition Appendix A “Cost and ownership sharing”

**Shared ownership, time sharing:** 1A-1, 1B-1, 1C-1, 1D-1, definition Appendixes A and C “Time sharing”

**Shopping:** (see “Neighborhood shopping”)

**Shower or bathtub:** 1A-4, 1B-4, 1C-4, 1D-4, comparisons 2-4, 2-25, owners 3-4, 3-25, renters 4-4, 4-25, Blacks 5-4, 5-25, Hispanics 6-4, 6-25, elderly 7-4, 7-25, definition Appendix A “Plumbing facilities”

**Siding condition:** vacant homes 1A-2, 1B-2, 1C-2, 1D-2, comparisons 2-2, 2-25, owners 3-2, 3-25, renters 4-2, 4-25, Blacks 5-2, 5-25, Hispanics 6-2, 6-25, elderly 7-2, 7-25, definition Appendix A “External building conditions,” Appendix C “Buildings and neighborhood”

**Single family homes:** vacant homes 1A-1, 1B-1, 1C-1, 1D-1, comparisons 2-1, 2-20, 2-21, 2-25, owners 3-1, 3-20, 3-21, 3-22, 3-25, renters 4-1, 4-20, 4-21, 4-25, Blacks 5-1, 5-20, 5-21, 5-22, 5-25, Hispanics 6-1, 6-20, 6-21, 6-22, 6-25, elderly 7-1, 7-20, 7-21, 7-22, 7-25, definition Appendixes A and C “Units in structure”

**Single family homes, choice of:** comparisons 2-11, owners 3-11, renters 4-11, Blacks 5-11, Hispanics 6-11, elderly 7-11, definition Appendix A “Choice of present home and home search”

**Single family, former home:** comparisons 2-10, owners 3-10, renters 4-10, Blacks 5-10, Hispanics 6-10, elderly 7-10, definition Appendix “Persons—previous residence”

**Single people:** comparisons 2-9, 2-20, 2-21, 2-25, owners 3-9, 3-20, 3-21, 3-22, 3-25, renters 4-9, 4-20, 4-21, 4-25, Blacks 5-9, 5-20, 5-21, 5-22, 5-25, Hispanics 6-9, 6-20, 6-21, 6-22, 6-25, elderly 7-9, 7-20, 7-21, 7-22, 7-25, definition Appendix A “Household composition”

**Sink, kitchen:** vacant homes 1A-4, 1B-4, 1C-4, 1D-4, comparisons 2-4, 2-25, owners 3-4, 3-25, renters 4-4, 4-25, Blacks 5-4, 5-25, Hispanics 6-4, 6-25, elderly 7-4, 7-25, definition Appendix A “Equipment”

**Site placement, mobile home:** vacant homes 1A-2, 1B-2, 1C-2, 1D-2, comparisons 2-2, owners 3-2, renters 4-2, Blacks 5-2, Hispanics 6-2, elderly 7-2, definition Appendix A “Site placement”

**Size of building:** vacant homes 1A-1, 1B-1, 1C-1, 1D-1, comparisons 2-1, 2-20, 2-21, 2-25, owners 3-1, 3-20, 3-21, 3-22, 3-25, renters 4-1, 4-20, 4-21, 4-25, Blacks 5-1, 5-20, 5-21, 5-22, 5-25, Hispanics 6-1, 6-20, 6-21, 6-22, 6-25, elderly 7-1, 7-20, 7-21, 7-22, 7-25, definition Appendixes A and C “Units in structure”

**Size of building, former home:** comparisons 2-10, 2-25, owners 3-10, 3-25, renters 4-10, 4-25, Blacks 5-10, 5-25, Hispanics 6-10, 6-25, elderly 7-10, 7-25, definition Appendix A “Structure type of previous residence”

**Size of group of mobile homes:** vacant homes 1A-6, 1B-6, 1C-6, 1D-6, comparisons 2-8, owners 3-8, renters 4-8, Blacks 5-8, Hispanics 6-8, elderly 7-8, definition Appendix A “Mobile homes in group”

**Size of home:** vacant homes 1A-3, 1B-3, 1C-3, 1D-3, comparisons 2-3, 2-17, 2-18, 2-20, 2-21, 2-25, owners 3-3, 3-17, 3-18, 3-20, 3-21, 3-22, 3-25, renters 4-3, 4-17, 4-18, 4-20, 4-21, 4-25, Blacks 5-3, 5-17, 5-18, 5-20, 5-21, 5-22, 5-25, Hispanics 6-3, 6-17, 6-18, 6-20, 6-21, 6-22, 6-25, elderly 7-3, 7-17, 7-18, 7-20, 7-21, 7-22, 7-25, definition Appendix A “Square footage of unit”

**Size of home (reason to live here):** comparisons 2-11, owners 3-11, renters 4-11, Blacks 5-11, Hispanics 6-11, elderly 7-11, definition Appendix A “Choice of present home and home search”

**Size of home, moved to:** comparisons 2-11, owners 3-11, renters 4-11, Blacks 5-11, Hispanics 6-11, elderly 7-11, definition Appendix A “Choice of present neighborhood,” “Reason for leaving previous unit”

**Size of household:** comparisons 2-9, 2-17, 2-18, 2-20, 2-21, 2-24, 2-25, owners 3-9, 3-17, 3-18, 3-20, 3-21, 3-22, 3-24, 3-25, renters 4-9, 4-17, 4-18, 4-20, 4-21, 4-24, 4-25, Blacks 5-9, 5-17, 5-18, 5-20, 5-21, 5-22, 5-24, 5-25, Hispanics 6-9, 6-17, 6-18, 6-20, 6-21, 6-22, 6-24, 6-25, elderly 7-9, 7-17, 7-18, 7-20, 7-21, 7-22, 7-24, 7-25, definition Appendix A “Household”

**Size of household, former home:** comparisons 2-10, owners 3-10, renters 4-10, Blacks 5-10, Hispanics 6-10, elderly 7-10, definition Appendix A “Persons—previous residence”

**Size of lot:** vacant homes 1A-3, 1B-3, 1C-3, 1D-3, comparisons 2-3, 2-17, 2-18, owners 3-3, 3-17, 3-18, renters 4-3, 4-17, 4-18, Blacks 5-3, 5-17, 5-18, Hispanics 6-3, 6-17, 6-18, elderly 7-3, 7-17, 7-18, definition Appendix A “Lot size”

**Size of town:** vacant homes 1A-1, 1B-1, 1C-1, 1D-1, comparisons 2-1, owners 3-1, renters 4-1, Blacks 5-1, Hispanics 6-1, elderly 7-1, definition Appendix A “Places”

**Slab foundation:** vacant homes 1A-2, 1B-2, 1C-2, 1D-2, comparisons 2-2, owners 3-2, renters 4-2, Blacks 5-2, Hispanics 6-2, elderly 7-2, definition Appendix A “Foundation”

**MSMA (obsolete term):** (see Appendix A “Metropolitan areas”)

**Social security:** comparisons 2-12, owners 3-12, renters 4-12, Blacks 5-12, Hispanics 6-12, elderly 7-12, definition Appendixes A and C “Income”

**Solar energy, uses:** vacant homes 1A-5, 1B-5, 1C-5, 1D-5, comparisons 2-5, 2-20, 2-21, 2-25, owners 3-5, 3-20, 3-21, 3-22, 3-25, renters 4-5, 4-20, 4-21, 4-25, Blacks 5-5, 5-20, 5-21, 5-22, 5-25, Hispanics 6-5, 6-20, 6-21, 6-22, 6-25, elderly 7-5, 7-20, 7-21, 7-22, 7-25, definition Appendix A “Fuels”

**Sold:** vacant homes 1A-5, 1B-5, 1C-5, 1D-5, column heading in chapter 1 (Vacant), definition Appendix A “Vacancy, seasonality, and marketing”

**Source of drinking water:** comparisons 2-4, owners 3-4, renters 4-4, Blacks 5-4, Hispanics 6-4, elderly 7-4, definition Appendix A “Source of drinking water,” Appendix C “Source of water”

**Source of water, primary:** vacant homes 1A-4, 1B-4, 1C-4, 1D-4, comparisons 2-4, 2-20, 2-21, 2-25, owners 3-4, 3-20, 3-21, 3-22, 3-25, renters 4-4, 4-20, 4-21, 4-25, Blacks 5-4, 5-20, 5-21, 5-22, 5-25, Hispanics 6-4, 6-20, 6-21, 6-22, 6-25, elderly 7-4, 7-20, 7-21, 7-22, 7-25, definition Appendix A “Primary source of water and water supply stoppage,” Appendix C “Source of water”

**Source of water, safety of:** vacant homes 1A-4, 1B-4, 1C-4, 1D-4, comparisons 2-4, owners 3-4, renters 4-4, Blacks 5-4, Hispanics 6-4, elderly 7-4, definition Appendix A “Safety of primary source of water,” Appendix C “Source of water”

**South:** column heading in most tables, vacant homes 1A-1, 1B-1, 1C-1, 1D-1, comparisons 2-1, owners 3-1, renters 4-1, Blacks 5-1, Hispanics 6-1, elderly 7-1, definition Appendix A “Regions”

**Spanish Americans (Hispanics):** column heading in most tables, comparisons 2-1, 2-25, owners 3-1, 3-25, renters 4-1, 4-25, Blacks 5-1, 5-25, Hispanics 6-1, 6-25, elderly 7-1, 7-25, definition Appendix A “Hispanic”

**Specified owner and renter:** comparisons 2-19, owners 3-19, renters 4-19, Blacks 5-19, Hispanics 6-19, elderly 7-19, definition Appendix A “Monthly housing costs,” Appendix C “Housing costs and value”

**Spouse:** (see Appendix A “Household composition”)

**Square footage of unit:** vacant homes 1A-3, 1B-3, 1C-3, 1D-3, comparisons 2-3, 2-18, 2-25, owners 3-3, 3-18, 3-25, renters 4-3, 4-18, 4-25, Blacks 5-3, 5-18, 5-25, Hispanics 6-3, 6-18, 6-25, elderly 7-3, 7-18, 7-25, definition Appendix A “Square footage of unit”

**Square feet (of home) per person:** comparisons 2-3, 2-25, owners 3-3, 3-25, renters 4-3, 4-25, Blacks 5-3, 5-25, Hispanics 6-3, 6-25, elderly 7-3, 7-25, definition Appendix A “Square feet per person”

**SSI (supplemental security income):** comparisons 2-12, owners 3-12, renters 4-12, Blacks 5-12, Hispanics 6-12, elderly 7-12, definition Appendixes A and C “Income”

**Stairways:** vacant homes 1A-2, 1B-2, 1C-2, 1D-2, comparisons 2-2, owners 3-2, renters 4-2, Blacks 5-2, Hispanics 6-2, elderly 7-2, definition Appendix A “Common stairways”

**Standard error:** (see Appendix D “Sampling errors”)

**State housing subsidy:** vacant homes 1A-7, 1B-7, 1C-7, 1D-7, comparisons 2-12, 2-20, 2-21, renters 4-12, 4-20, 4-21, Blacks 5-12, 5-20, 5-21, Hispanics 6-12, 6-20, 6-21, elderly 7-12, 7-20, 7-21, definition Appendix A “Rent reductions”

**State mortgage program:** owners 3-15, Blacks 5-15, Hispanics 6-15, elderly 7-15, definition Appendix A “Lower cost state and local mortgages”

**Steam heat:** vacant homes 1A-4, 1B-4, 1C-4, 1D-4, comparisons 2-4, 2-20, 2-21, 2-25, owners 3-4, 3-20, 3-21, 3-22, 3-25, renters 4-4, 4-20, 4-21, 4-25, Blacks 5-4, 5-20, 5-21, 5-22, 5-25, Hispanics 6-4, 6-20, 6-21, 6-22, 6-25, elderly 7-4, 7-20, 7-21, 7-22, 7-25, definition Appendix A “Heating equipment and heating equipment breakdowns”

**Steps, loose:** (see “Loose steps”)

**Stoppage, heating or toilet (also see leaks):** comparisons 2-6, owners 3-6, renters 4-6, Blacks 5-6, Hispanics 6-6, elderly 7-6, definition Appendix A “Heating equipment and heating equipment breakdowns,” “Flush toilet and flush toilet breakdowns,” “Physical problems,” Appendix C “Plumbing facilities”

**Stoppage, water supply or sewage system:** comparisons 2-6, owners 3-6, renters 4-6, Blacks 5-6, Hispanics 6-6, elderly 7-6, definition Appendix A “Primary source of water and water supply stoppage,” “Sewage disposal and sewage disposal breakdowns,” Appendix C “Plumbing facilities”

**Store in building:** vacant homes 1A-7, 1B-7, 1C-7, 1D-7, owners 3-14, Blacks 5-14, Hispanics 6-14, elderly 7-14, definition Appendix A “Other activities on property”

**Store nearby:** vacant homes 1A-6, 1B-6, 1C-6, 1D-6, comparisons 2-8, owners 3-8, renters 4-8, Blacks 5-8, Hispanics 6-8, elderly 7-8, definition Appendix A “Description of area within 300 feet,” Appendix C “Buildings and neighborhood”

**Stories between main and apartment entrances:** vacant homes 1A-2, 1B-2, 1C-2, 1D-2, definition Appendix A “Stories between main and apartment entrances”

**Stories in structure:** vacant homes 1A-2, 1B-2, 1C-2, 1D-2, comparisons 2-2, owners 3-2, renters 4-2, Blacks 5-2, Hispanics 6-2, elderly 7-2, definition Appendix A “Stories in structure,” Appendix C “Buildings and neighborhood”

**Stove, cooking or heating:** vacant homes 1A-4, 1B-4, 1C-4, 1D-4, comparisons 2-4, 2-25, owners 3-4, 3-25, renters 4-4, 4-25, Blacks 5-4, 5-25, Hispanics 6-4, 6-25, elderly 7-4, 7-25, definition Appendix A “Equipment”

**Street noise or traffic:** comparison 2-8, owners 3-8, renters 4-8, Blacks 5-8, Hispanics 6-8, elderly 7-8, definition Appendix A “Neighborhood conditions and neighborhood services”

**Street repairs needed:** vacant homes 1A-6, 1B-6, 1C-6, 1D-6, comparisons 2-8, owners 3-8, renters 4-8, Blacks 5-8, Hispanics 6-8, elderly 7-8, definition Appendix A “Conditions of streets,” Appendix C “Buildings and neighborhood”

**Streets, trash:** vacant homes 1A-6, 1B-6, 1C-6, 1D-6, comparisons 2-8, owners 3-8, renters 4-8, Blacks 5-8, Hispanics 6-8, elderly 7-8, definition Appendixes A and C “Trash, litter, or junk on streets or any properties”

**Structure (type) of previous residence:** comparison 2-10, owners 3-10, renters 4-10, Blacks 5-10, Hispanics 6-10, elderly 7-10, definition Appendix A “Structure of previous residence”

**Subfamilies:** comparisons 2-9, owners 3-9, renters 4-9, Blacks 5-9, Hispanics 6-9, elderly 7-9, definition Appendix A “Persons other than spouse or children”

**Subsidized mortgages:** owners 3-15, Blacks 5-15, Hispanics 6-15, elderly 7-15, definition Appendix A “Lower cost state and local mortgages”

**Subsidized rentals:** vacant homes 1A-7, 1B-7, 1C-7, 1D-7, comparisons 2-12, 2-20, 2-21, renters 4-12, 4-20, 4-21, Blacks 5-12, 5-20, 5-21, Hispanics 6-12, 6-20, 6-21, elderly 7-12, 7-20, 7-21, definition Appendix A “Rent reductions”

**Subsidy for food:** comparisons 2-12, owners 3-12, renters 4-12, Blacks 5-12, Hispanics 6-12, elderly 7-12, definition Appendix A “Food stamps”

**Substandard (obsolete term):** (see definition Appendix A “Problems”)

**Suburbs:** column heading in most tables, vacant homes 1A-1, 1B-1, 1C-1, 1D-1, comparisons 2-1, owners 3-1, renters 4-1, Blacks 5-1, Hispanics 6-1, elderly 7-1, definition Appendix A “Suburbs,” “Central cities,” and “Metropolitan areas”

**Suitable for year-round use:** vacant homes 1A-1, 1B-1, 1C-1, 1D-1, definition Appendix A “Vacancy, seasonality, and marketing”

**Supplemental security income (SSI):** comparisons 2-12, owners 3-12, renters 4-12, Blacks 5-12, Hispanics 6-12, elderly 7-12, definition Appendix A “Income”

**Survey nonresponse:** (see Appendix D “Missing data,” Appendix B “Noninterview adjustment”)

**Taxes in monthly payment:** comparisons owners 3-15, Blacks 5-15, Hispanics 6-15, elderly 7-15, definition Appendix A “Monthly housing costs”

**Taxes, real estate, cost:** vacant homes 1A-7, 1B-7, 1C-7, 1D-7, comparisons 2-13, 2-19, 2-20, 2-21, owners 3-13, 3-19, 3-20, 3-21, 3-22, Blacks 5-13, 5-19, 5-20, 5-21, 5-22, Hispanics 6-13, 6-19, 6-20, 6-21, 6-22, elderly 7-13, 7-19, 7-20, 7-21, 7-22, definition Appendix A “Real estate taxes,” “Annual taxes paid per \$1,000 value”

**Telephone:** comparisons 2-7, 2-25, owners 3-7, 3-25, renters 4-7, 4-25, Blacks 5-7, 5-25, Hispanics 6-7, 6-25, elderly 7-7, 7-25, definition Appendix A “Selected amenities”

**Telephone interviewing:** (see Appendix C “Telephone Interviewing”)

**Temperature outdoors (degree days):** comparisons 2-23, owners 3-23, renters 4-23, Blacks 5-23, Hispanics 6-23, elderly 7-23, definition Appendix A “Heating and cooling degree days”

**Temperature, cold indoors:** comparisons 2-6, owners 3-6, renters 4-6, Blacks 5-6, Hispanics 6-6, elderly 7-6, definition Appendix A “Heating equipment and heating equipment breakdowns,” Appendix C “Plumbing facilities”

**Temporary Assistance to Needy Families (TANF):** (see “Welfare”)

**Tenure (owner-renter):** column heading in most tables, comparisons 2-1, owners 3-1, renters 4-1, Blacks 5-1, Hispanics 6-1, elderly 7-1, definition Appendix A “Tenure”

**Tenure of previous unit:** comparisons 2-10, owners 3-10, renters 4-10, Blacks 5-10, Hispanics 6-10, elderly 7-10, definition Appendix A “Tenure of previous unit”

**Tenure, moved to change:** comparisons 2-11, owners 3-11, renters 4-11, Blacks 5-11, Hispanics 6-11, elderly 7-11, definition Appendix A “Reasons for leaving previous unit”

**Terms of (primary) mortgage (at origination or assumption):** owners 3-15, Blacks 5-15, Hispanics 6-15, elderly 7-15, definition Appendix A “Term of primary mortgage at origination of assumption”

**Time shared homes:** 1A-1, 1B-1, 1C-1, 1D-1, definition Appendixes A and C “Time sharing”

**Toilet (also see bathrooms):** 1A-4, 1B-4, 1C-4, 1D-4, comparisons 2-4, 2-25, owners 3-4, 3-25, renters 4-4, 4-25, Blacks 5-4, 5-25, Hispanics 6-4, 6-25, elderly 7-4, 7-25, definition Appendix A “Complete bathrooms,” Appendixes A and C “Plumbing facilities”

**Toilet stoppage (also see leaks):** comparisons 2-6, owners 3-6, renters 4-6, Blacks 5-6, Hispanics 6-6, elderly 7-6, definition Appendix A “Flush toilet and flush toilet breakdowns,” “Physical problems,” Appendix C “Plumbing facilities”

**Total outstanding principal amount:** (see “Mortgage, outstanding principal amount”)

**Town population:** comparisons 2-1, owners 3-1, renters 4-1, Blacks 5-1, Hispanics 6-1, elderly 7-1, definition Appendix A “Places”

**Traffic nearby:** comparisons 2-8, owners 3-8, renters 4-8, Blacks 5-8, Hispanics 6-8, elderly 7-8, definition Appendix A “Neighborhood conditions and neighborhood services,” Appendix C “Buildings and neighborhood”

**Trailer (mobile home):** column heading in most tables, vacant homes 1A-1, 1B-1, 1C-1, 1D-1, comparisons 2-1, 2-20, 2-21, 2-25, owners 3-1, 3-20, 3-21, 3-22, 3-25, renters 4-1, 4-20, 4-21, 4-25, Blacks 5-1, 5-20, 5-21, 5-22, 5-25, Hispanics 6-1, 6-20, 6-21, 6-22, 6-25, elderly 7-1, 7-20, 7-21, 7-22, 7-25, definition Appendixes A and C “Mobile homes,” Appendixes A and C “Housing units”

**Trailer (mobile home), former home:** comparisons 2-10, owners 3-10, renters 4-10, Blacks 5-10, Hispanics 6-10, elderly 7-10, definition Appendix A “Structure type of previous residence”

**Trailers (mobile homes), choice of:** comparisons 2-11, owners 3-11, renters 4-11, Blacks 5-11, Hispanics 6-11, elderly 7-11, definition Appendix A “Choice of present home and home search”

**Transit, public (reason to live here):** comparisons 2-11, owners 3-11, renters 4-11, Blacks 5-11, Hispanics 6-11, elderly 7-11, definition Appendix A “Choice of present neighborhood”

**Trash compactor:** definition Appendix A “Equipment”

**Trash, litter or junk on streets or any properties within 300 feet:** vacant homes 1A-6, 1B-6, 1C-6, 1D-6, comparisons 2-8, owners 3-8, renters 4-8, Blacks 5-8, Hispanics 6-8, elderly 7-8, definition Appendix A “Neighborhood conditions,” “Trash, litter or junk on streets or any properties” Appendix C “Buildings and neighborhood”

**Trash, cost:** comparisons 2-13, owners 3-13, renters 4-13, Blacks 5-13, Hispanics 6-13, elderly 7-13, definition Appendix A “Monthly housing costs”

**Travel time from home to work:** (see “Journey to work”)

**Triplexes:** (see Appendix A “Units in structure”)

**Trucks, traffic nearby:** comparisons 2-8, owners 3-8, renters 4-8, Blacks 5-8, Hispanics 6-8, elderly 7-8, definition Appendix A “Neighborhood conditions,” Appendix C “Buildings and neighborhood”

**Type of home equity mortgage:** (see “Mortgage, home equity type”)

**Type of primary mortgage:** (see “Mortgages (currently on property)”)

**Uncomfortably cold:** comparisons 2-6, owners 3-6, renters 4-6, Blacks 5-6, Hispanics 6-6, elderly 7-6, definition Appendix A “Heating equipment and heating equipment breakdowns,” Appendix C “Plumbing facilities”

**Undercoverage of sample:** (see Appendix D “Coverage errors”)

**Unfit for occupancy caused move:** comparisons 2-11, owners 3-11, renters 4-11, Blacks 5-11, Hispanics 6-11, elderly 7-11, definition Appendix A “Reasons for leaving previous unit”

**Units in structure:** vacant homes 1A-1, 1B-1, 1C-1, 1D-1, comparisons 2-1, 2-20, 2-21, 2-25, owners 3-1, 3-20, 3-21, 3-22, 3-25, renters 4-1, 4-20, 4-21, 4-25, Blacks 5-1, 5-20, 5-21, 5-22, 5-25, Hispanics 6-1, 6-20, 6-21, 6-22, 6-25, elderly 7-1, 7-20, 7-21, 722, 7-25, definition Appendixes A and C “Units in structure”

**Units using each fuel:** vacant homes 1A-5, 1B-5, 1C-5, 1D-5, comparisons 2-5, 2-25, owners 3-5, 3-25, renters 4-5, 4-25, Blacks 5-5, 5-25, Hispanics 6-5, 6-25, elderly 7-5, 7-25, definition Appendix A “Fuels”

**Upkeep (maintenance cost):** comparisons 2-13, owners 3-13, Blacks 5-13, Hispanics 6-13, elderly 7-13, definition Appendix A “Monthly housing costs,” “Change in housing costs”

**Upkeep problem:** comparisons 2-7, 2-25, owners 3-7, 3-25, renters 4-7, 4-25, Blacks 5-7, 5-25, Hispanics 6-7, 6-25, elderly 7-7, 7-25, definition Appendix A “Physical problems”

**Urbanized areas:** vacant homes 1A-1, 1B-1, 1C-1, 1D-1, comparisons 2-1, owners 3-1, renters 4-1, Blacks 5-1, Hispanics 6-1, elderly 7-1, definition Appendix A “Urban and rural residence,” Appendix C “Urban, rural, and population”

**URE (usual residence elsewhere):** column heading in chapter 1 (Vacant), definition Appendix A “Vacancy, seasonality, and marketing”

**Utilities interruption, heat:** comparisons 2-6, owners 3-6, renters 4-6, Blacks 5-6, Hispanics 6-6, elderly 7-6, definition Appendix A “Heating equipment and heating equipment breakdowns”

**Utilities, cost:** comparisons 2-13, 2-23, owners 3-13, 3-23, renters 4-13, 4-23, Blacks 5-13, 5-23, Hispanics 6-13, 6-23, elderly 7-13, 7-23, definition Appendix A “Monthly costs for electricity and gas,” Appendix C “Utilities”

**Utilities, heating equipment:** vacant homes 1A-4, 1B-4, 1C-4, 1D-4, comparisons 2-4, 2-20, 2-21, 2-25, owners 3-4, 3-20, 3-21, 3-22, 3-25, renters 4-4, 4-20, 4-21, 4-25,

Blacks 5-4, 5-20, 5-21, 5-22, 5-25, Hispanics 6-4, 6-20, 6-21, 6-22, 6-25, elderly 7-4, 7-20, 7-21, 7-22, 7-25, definition Appendix A “Heating equipment and heating equipment breakdowns”

**Utilities, uses:** vacant homes 1A-5, 1B-5, 1C-5, 1D-5, comparisons 2-5, 2-20, 2-21, 2-25, owners 3-5, 3-20, 3-21, 3-22, 325, renters 4-5, 4-20, 4-21, 4-25, Blacks 5-5, 5-20, 5-21, 5-22, 5-25, Hispanics 6-5, 6-20, 6-21, 6-22, 6-25, elderly 7-5, 7-20, 7-21, 722, 7-25, definition Appendix A “Fuels”

**VA (veterans administration):** comparisons 2-19, owners 3-15, 3-19, Blacks 5-15, 5-19, Hispanics 6-15, 6-19, elderly 7-15, 7-19, definition Appendix A “Type of primary mortgage”

**Vacancy length:** vacant homes 1A-1, 1B-1, 1C-1, 1D-1, definition A “Vacancy, seasonality, and marketing”

**Vacancy rate:** column heading in chapter 1 (Vacant), Appendix A “Vacancy, seasonality, and marketing,” Appendix C “Housing units”

**Vacancy units:** Appendix A “Vacancy, seasonality, and marketing,” Appendix C “Housing units,” “Weighting”

**Value (of home):** vacant homes 1A-7, 1B-7, 1C-7, 1D-7, comparisons 2-17, 2-18, 2-19, 2-20, 2-21, owners 3-14, 3-17, 3-18, 3-19, 3-20, 3-21, 3-22, Blacks 5-14, 5-17, 5-18, 5-19, 5-20, 5-21, 5-22, Hispanics 6-14, 6-17, 6-18, 6-19, 6-20, 6-21, 6-22, elderly 7-14, 7-17, 7-18, 7-19, 7-20, 7-21, 7-22, definition Appendixes A and C “Value,” Appendix C “Housing costs and value”

**Value to current income ratio:** comparisons 2-19, 2-20, 2-21, owners 3-14, 3-19, 3-20, 3-21, Blacks 5-14, 5-19, 5-20, 521, Hispanics 6-14, 6-19, 6-20, 6-21, elderly 7-14, 7-19, 7-20, 7-21, definition Appendix A “Ratio of value to current income,” Appendix C “Income”

**Vandalized buildings:** vacant homes 1A-6, 1B-6, 1C-6, 1D-6, comparisons 2-8, owners 3-8, renters 4-8, Blacks 5-8, Hispanics 6-8, elderly 7-8, definition Appendix A “Other buildings vandalized or with interior exposed,” Appendix C “Buildings and neighborhood”

**Vans, kept at home:** comparisons 2-7, owners 3-7, renters 4-7, Blacks 5-7, Hispanics 6-7, elderly 7-7, definition Appendix A “Cars and trucks”

**Vents:** vacant homes 1A-4, 1B-4, 1C-4, 1D-4, comparisons 2-4, 2-20, 2-21, 2-25, owners 3-4, 3-20, 3-21, 3-22, 3-25, renters 4-4, 4-20, 4-21, 4-25, Blacks 5-4, 5-20, 5-21, 5-22, 5-25, Hispanics 64, 6-20, 6-21, 6-22, 6-25, elderly 7-4, 7-20, 7-21, 7-22, 7-25, definition A “Heating equipment and heating equipment breakdowns”

**Verification of income:** vacant homes 1A-7, 1B-7, 1C-7, 1D-7, comparisons 2-12, 2-20, 2-21, renters 4-12, 4-20, 4-21, Blacks 5-12, 5-20, 5-21, Hispanics 6-12, 6-20, 6-21, elderly 7-12, 7-20, 7-21, definition Appendix A “Rent reductions”

**Vermin (rats):** comparisons 2-7, 2-25, owners 3-7, 3-25, renters 4-7, 4-25, Blacks 5-7, 5-25, Hispanics 6-7, 6-25, elderly 7-7, 7-25, definition Appendix A “Selected deficiencies”

**Veterans administration mortgages:** comparisons 2-19, owners 3-15, 3-19, Blacks 5-15, 5-19, Hispanics 6-15, 6-19, elderly 7-15, 7-19, definition Appendix A “Type of primary mortgage”

**View attractive (reason to live here):** comparisons 2-11, owners 3-11, renters 4-11, Blacks 5-11, Hispanics 6-11, elderly 7-11, definition Appendix A “Choice of present home and home search”

**Wages:** comparisons 2-12, owners 3-12, renters 4-12, Blacks 5-12, Hispanics 6-12, elderly 7-12, definition Appendixes A and C “Income”

**Walkups:** vacant homes 1A-2, 1B-2, 1C-2, 1D-2, comparisons 2-2, owners 3-2, renters 4-2, Blacks 5-2, Hispanics 6-2, elderly 7-2, definition Appendix A “Foundation”

**Wall, interior (open cracks or holes inside):** vacant homes 1A-6, 1B-6, 1C-6, 1D-6, comparisons 2-7, 2-25, owners 3-7, 3-25, renters 4-7, 4-25, Blacks 5-7, 5-25, Hispanics 6-7, 6-25, elderly 7-7, 7-25, definition Appendix A “Selected deficiencies”

**Wall, leaks:** comparisons 2-7, owners 3-7, renters 4-7, Blacks 5-7, Hispanics 6-7, elderly 7-7, definition Appendix A “Physical problems”

**Wall, outside condition:** vacant homes 1A-2, 1B-2, 1C-2, 1D-2, comparisons 2-2, owners 3-2, renters 4-2, Blacks 5-2, Hispanics 6-2, elderly 7-2, definition Appendix A “External building conditions,” Appendix C “Building and neighborhood”

**Warm climate (degree days):** (see “Degree days”)

**Washing machine:** vacant homes 1A-4, 1B-4, 1C-4, 1D-4, comparisons 2-4, 2-25, owners 3-4, 3-25, renters 4-4, 4-25, Blacks 5-4, 5-25, Hispanics 6-4, 6-25, elderly 7-4, 7-25, definition Appendix A “Equipment”

**Water cost:** comparisons 2-13, owners 3-13, renters 4-13, Blacks 5-13, Hispanics 6-13, elderly 7-13, definition Appendix A “Monthly housing costs”

**Water, drinking:** (see “Source of water, drinking”)

**Water heating fuel:** vacant homes 1A-5, 1B-5, 1C-5, 1D-5, comparisons 2-5, owners 3-5, renters 4-5, Blacks 5-5, Hispanics 6-5, elderly 7-5, definition Appendix A “Fuels”

**Water leakage during last 12 months:** comparisons 2-7, owners 3-7, renters 4-7, Blacks 5-7, Hispanics 6-7, elderly 7-7, definition Appendix A “Physical problems,” “Water leakage during last 12 months”

**Water plumbing:** vacant homes 1A-4, 1B-4, 1C-4, 1D-4, comparisons 2-4, 2-25, owners 3-4, 3-25, renters 4-4, 4-25, Blacks 5-4, 5-25, Hispanics 6-4, 6-25, elderly 7-4, 7-25, definition Appendixes A and C “Plumbing facilities”

**Water, primary source:** (see “Source of water, primary”)

**Water supply stoppage:** comparisons 2-6, owners 3-6, renters 4-6, Blacks 5-6, Hispanics 6-6, elderly 7-6, definition Appendix A “Primary source of water and water supply stoppage”

**Water systems:** vacant homes 1A-4, 1B-4, 1C-4, 1D-4, comparisons 2-4, 2-20, 2-21, 2-25, owners 3-4, 3-20, 3-21, 3-22, 3-25, renters 4-4, 4-20, 4-21, 4-25, Blacks 5-4, 5-20, 5-21, 5-22, 5-25, Hispanics 6-4, 6-20, 6-21, 6-22, 6-25, elderly 7-4, 7-20, 7-21, 7-22, 7-25, definition Appendix A “Primary source of water and water supply stoppage”

**Water well:** vacant homes 1A-4, 1B-4, 1C-4, 1D-4, comparisons 2-4, 2-20, 2-21, 2-25, owners 3-4, 3-20, 3-21, 3-22, 3-25, renters 4-4, 4-20, 4-21, 4-25, Blacks 5-4, 5-20, 5-21, 5-22, 5-25, Hispanics 6-4, 6-20, 6-21, 6-22, 6-25, elderly 7-4, 7-20, 7-21, 7-22, 7-25, definition Appendix A “Primary source of water and water supply stoppage”

**Wealth:** comparisons 2-12, owners 3-12, renters 4-12, Blacks 5-12, Hispanics 6-12, elderly 7-12, definition Appendix A “Amount of savings and investments”

**Weather (degree days):** comparisons 2-23, owners 3-23, renters 4-23, Blacks 5-23, Hispanics 6-23, elderly 7-23, definition Appendix A “Heating and cooling degree days”

**Weights:** definition Appendix B “Estimation,” Appendix C “Weighting”

**Welfare:** comparisons 2-12, owners 3-12, renters 4-12, Blacks 5-12, Hispanics 6-12, elderly 7-12, definition Appendixes A and C “Income”

**Well, water:** vacant homes 1A-4, 1B-4, 1C-4, 1D-4, comparisons 2-4, 2-20, 2-21, 2-25, owners 3-4, 3-20, 3-21, 3-22, 3-25, renters 4-4, 4-20, 4-21, 4-25, Blacks 5-4, 5-20, 5-21, 5-22, 5-25, Hispanics 6-4, 6-20, 6-21, 6-22, 6-25, elderly 7-4, 7-20, 7-21, 7-22, 7-25, definition Appendix A “Primary source of water and water supply”

**West:** column heading in most tables, vacant homes 1A-1, 1B-1, 1C-1, 1D-1, comparisons 2-1, owners 3-1, renters 4-1, Blacks 5-1, Hispanics 6-1, elderly 7-1, definition Appendix A “Regions”

**Whites:** comparisons 2-1, 2-25, owners 3-1, 3-25, renters 4-1, 4-25, Blacks 5-1, 5-25, Hispanics 6-1, 6-25, elderly 7-1, 7-25, definition Appendix A “Race”

**Widowed, caused move:** comparisons 2-11, owners 3-11, renters 4-11, Blacks 5-11, Hispanics 6-11, elderly 7-11, definition Appendix A “Reasons for leaving previous unit”

**Window bars:** vacant homes 1A-2, 1B-2, 1C-2, 1D-2, comparisons 2-2, owners 3-2, renters 4-2, Blacks 5-2, Hispanics 6-2, elderly 7-2, definition Appendix A “External building conditions,” Appendix C “Buildings and neighborhood”

**Window leaks:** comparisons 2-7, owners 3-7, renters 4-7, Blacks 5-7, Hispanics 6-7, elderly 7-7, definition Appendix A “Physical problems”

**Windows, barred nearby:** vacant homes 1A-6, 1B-6, 1C-6, 1D-6, comparisons 2-8, owners 3-8, renters 4-8, Blacks 5-8, Hispanics 6-8, elderly 7-8, definition Appendix A “Description of area within 300 feet,” Appendix C “Buildings and neighborhood”

**Windows, broken:** vacant homes 1A-2, 1B-2, 1C-2, 1D-2, comparisons 2-2, owners 3-2, renters 4-2, Blacks 5-2, Hispanics 6-2, elderly 7-2, definition Appendix A “External building conditions,” Appendix C “Buildings and neighborhood”

**Winter, heating breakdowns:** comparisons 2-6, owners 3-6, renters 4-6, Blacks 5-6, Hispanics 6-6, elderly 7-6, definition Appendix A “Heating equipment and heating equipment breakdowns”

**Wiring, concealed:** vacant homes 1A-6, 1B-6, 1C-6, 1D-6, comparisons 2-7, 2-25, owners 3-7, 3-25, renters 4-7, 4-25, Blacks 5-7, 5-25, Hispanics 6-7, 6-25, elderly 7-7, 7-25, definition Appendix A “Selected deficiencies,” Appendix C “Wiring”

**Women:** (see “Females”)

**Wood fuel, uses:** vacant homes 1A-5, 1B-5, 1C-5, 1D-5, comparisons 2-5, 2-20, 2-21, 2-25, owners 3-5, 3-20, 3-21, 3-22, 3-25, renters 4-5, 4-20, 4-21, 4-25, Blacks 5-5, 5-20, 5-21, 5-22, 5-25, Hispanics 6-5, 6-20, 6-21, 6-22, 6-25, elderly 7-5, 7-20, 7-21, 7-22, 7-25, definition Appendix A “Fuels”

**Wood stoves:** (see stoves, definition Appendix A “Heating equipment and heating equipment breakdowns”)

**Woods or open space nearby:** vacant homes 1A-6, 1B-6, 1C-6, 1D-6, comparisons 2-8, owners 3-8, renters 4-8, Blacks 5-8, Hispanics 6-8, elderly 7-8, definition Appendix A “Description of area within 300 feet,” Appendix C “Buildings and neighborhood”

**Work, transportation to:** (see “Journey to work”)

**Wrap-around mortgage:** comparisons 2-19, owners 3-15, 3-19, Blacks 5-15, 5-19, Hispanics 6-15, 6-19, elderly 7-15, 7-19, definition Appendix A “Mortgage origination”

**Yard attractive (reason to live here):** comparisons 2-11, owners 3-11, renters 4-11, Blacks 5-11, Hispanics 6-11, elderly 7-11, definition Appendix A “Choice of present home and home search”

**Year householder moved into unit:** column heading in most tables, comparisons 2-9, owners 3-9, renters 4-9, Blacks 5-9, Hispanics 6-9, elderly 7-9, definition Appendix A “Year householder moved into unit”

**Year last occupied:** vacant homes 1A-1, 1B-1, 1C-1, 1D-1, definition Appendix A “Vacancy, seasonality, and marketing”

**Year last used as permanent residence:** vacant homes 1A-1, 1B-1, 1C-1, 1D-1, definition Appendix A “Vacancy, seasonality, and marketing”

**Year (primary) mortgage originated:** owners 3-15, Blacks 5-15, Hispanics 6-15, elderly 7-15, definition Appendix A “Year primary mortgage originated”

**Year round use:** vacant homes 1A-1, 1B-1, 1C-1, 1D-1, definition Appendix A “Vacancy, seasonality, and marketing”

**Year structure built:** column heading in most tables, vacant homes 1A-1, 1B-1, 1C-1, 1D-1, comparisons 2-1, 2-20, 2-21, 2-25, owners 3-1, 3-20, 3-21, 3-22, 3-25, renters 4-1, 4-20, 4-21, 4-25, Blacks 5-1, 5-20, 5-21, 5-22, 5-25, Hispanics 6-1, 6-20, 6-21, 6-22, 6-25, elderly 7-1, 7-20, 7-21, 7-22, 7-25, definition Appendix A “Year structure built”

**Year unit acquired:** comparisons owners 3-14, Blacks 5-14, Hispanics 6-14, elderly 7-14, definition Appendix A “Year unit acquired”

**Young people:** comparisons 2-9, 2-20, 2-21, 2-25, owners 3-9, 3-20, 3-21, 3-22, 3-25, renters 4-9, 4-20, 4-21, 4-25, Blacks 5-9, 5-20, 5-21, 5-22, 5-25, Hispanics 6-9, 6-20, 6-21, 6-22, 6-25, elderly 7-9, 7-20, 7-21, 7-22, 7-25, definition Appendix A “Household composition”

**Zero income:** comparisons 2-13, 2-19, 2-20, 2-21, 2-25, owners 3-13, 3-19, 3-20, 3-21, 3-25, renters 4-13, 4-19, 4-20, 4-21, 4-22, 4-25, Blacks 5-13, 5-19, 5-20, 5-21, 5-22, 5-25, Hispanics 6-13, 6-19, 6-20, 6-21, 6-22, 6-25, elderly 7-13, 7-19, 7-20, 7-21, 7-22, 7-25, definition Appendix A “Monthly housing costs as percent of current income,” Appendix C “Income”