

INTERIOR FURNISHINGS
FOR
PROJECT SERVICES FACILITIES

FOREWORD

This bulletin has been prepared to serve as a guide in furnishing, equipping and decorating project services buildings for Dormitories and Family Dwelling Projects.^{1/} It includes: (1.) dimensional sketches of the furniture items which are designated in the Equipment Specifications, (2.) detailed drawings of the stage curtains, lighting and other equipment, and (3.) tables and schedules indicating fabrics for the furniture coverings and desirable color combinations for the interiors of the buildings.

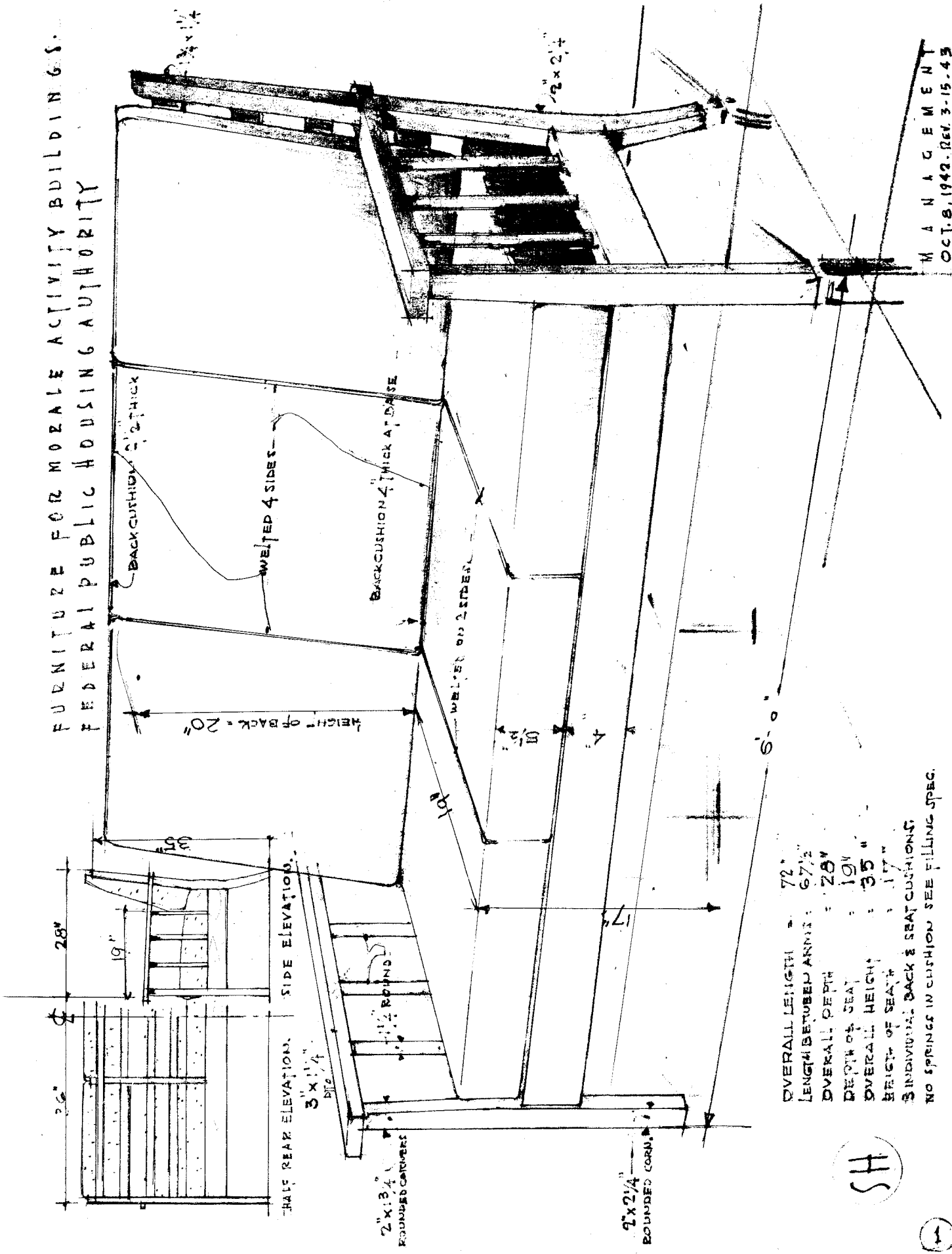
The equipment and furniture selected for cafeterias, infirmaries and tenant activity buildings, together with the furniture coverings, draperies and floor coverings comprise the elements of a definite plan for the arrangement of these interiors. The ultimate success in obtaining the desired results will depend, of course, upon the good judgment of the planners in interpreting and utilizing this information.

^{1/} This bulletin supersedes the bulletin entitled "Equipment and Furniture Drawings for Project Services Buildings for Dormitories", dated 9-8-42.

TABLE OF CONTENTS

<u>ITEM</u>	<u>PAGE</u>
Foreword	1
Bookcase (BA)	12
Bookcase (BB)	13
Chairs (AG)	4
Chairs (AH)	3
Chair, cafeteria	15
Chairs (FC)	6
Chairs (ST)	7
Chairs (XC)	5
Color Chart	21
Color Schedule	20
Color Scheme for Auditorium	25
Color Scheme for Cafeteria	26
Color Scheme for Club Room	22
Color Scheme for Game Room	24
Color Scheme for Library	24
Color Scheme for Lobby	22
Color Scheme for Lounge	23
Condiment Compartment and Tray Shelf	16
Curtains and Draperies - club rooms	31
Curtains and Draperies - lounge windows	30
Desks (DA)	9
Desks (DB)	10
Desks (DC)	11
Drinking Fountain Unit (for 250,400)	17
Drinking Fountain Unit (for 650 - 2000)	18
Fabric Schedule	19
Love Seat (LH)	2
Sofa (SH)	1
Stage Detail, equipment and lighting	27
Tables - detail of drawers (TA,TE,TC,TD)	8
Tables - (TH,TI,TL,TM)	14
Tray shelf and condiment compartment	16

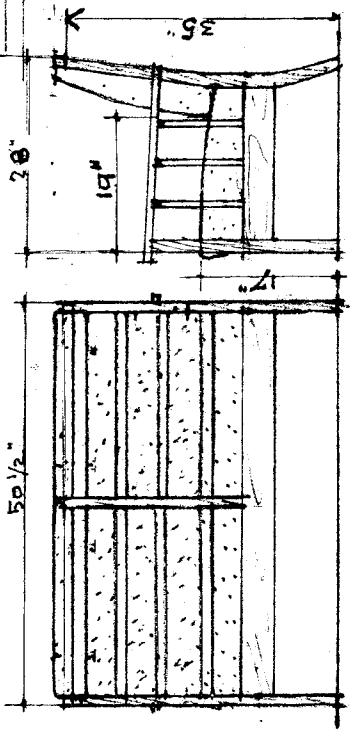
FURNITURE FOR MORALE ACTIVITY BUILDINGS.
 FEDERAL PUBLIC HOUSING AUTHORITY



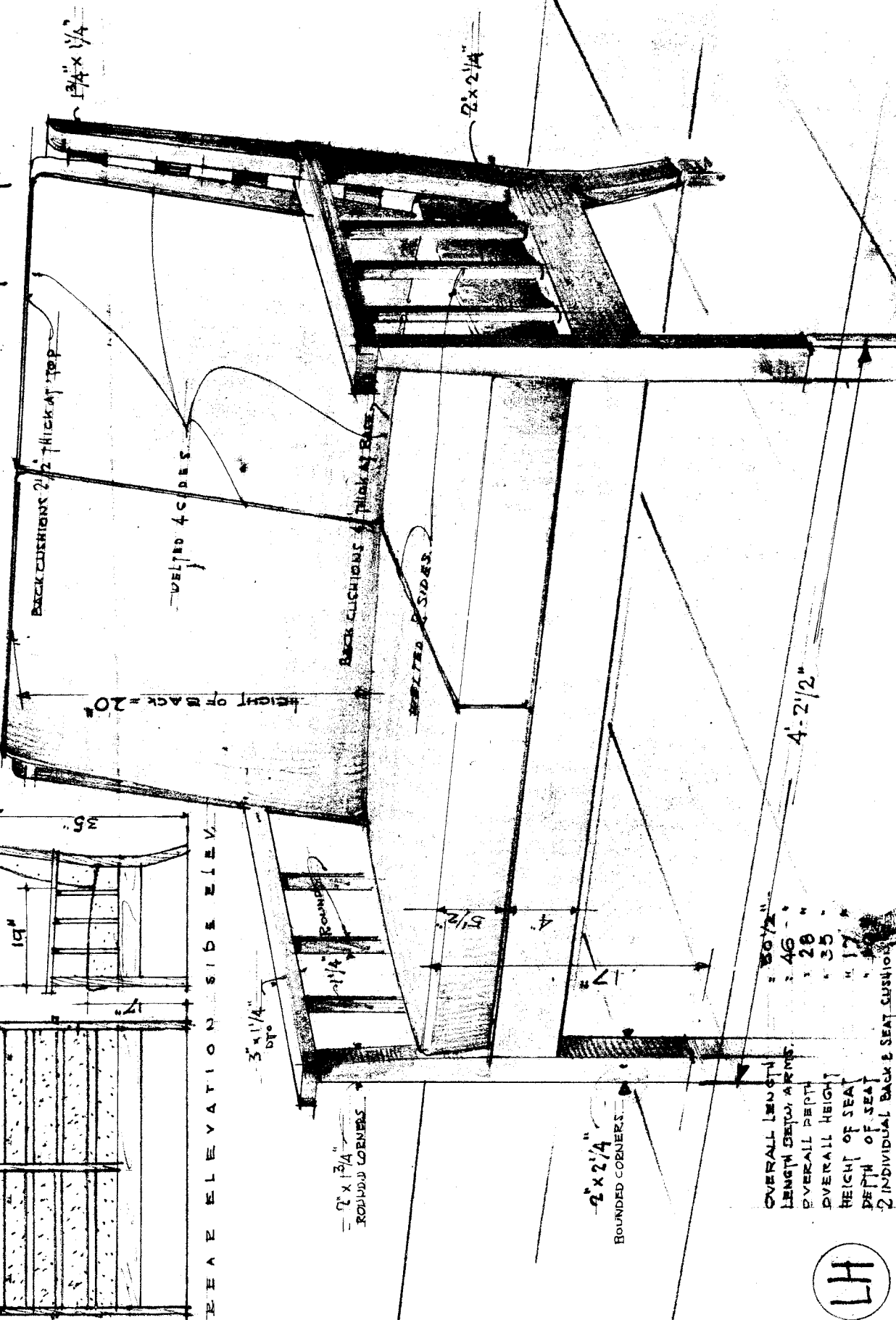
- OVERALL LENGTH : 72"
- LENGTH BETWEEN ARMS : 67 1/2"
- OVERALL DEPTH : 28"
- DEPTH OF SEAT : 19"
- OVERALL HEIGHT : 35"
- HEIGHT OF SEAT : 17"
- INDIVIDUAL BACK & SEAT CUSHIONS.
- NO SPRINGS IN CUSHION SEE FILLING SPEC.

SH

FURNITURE FOR MORALE ACTIVITY BUILDING
 FEDERAL PUBLIC HOUSING AUTHORITY.

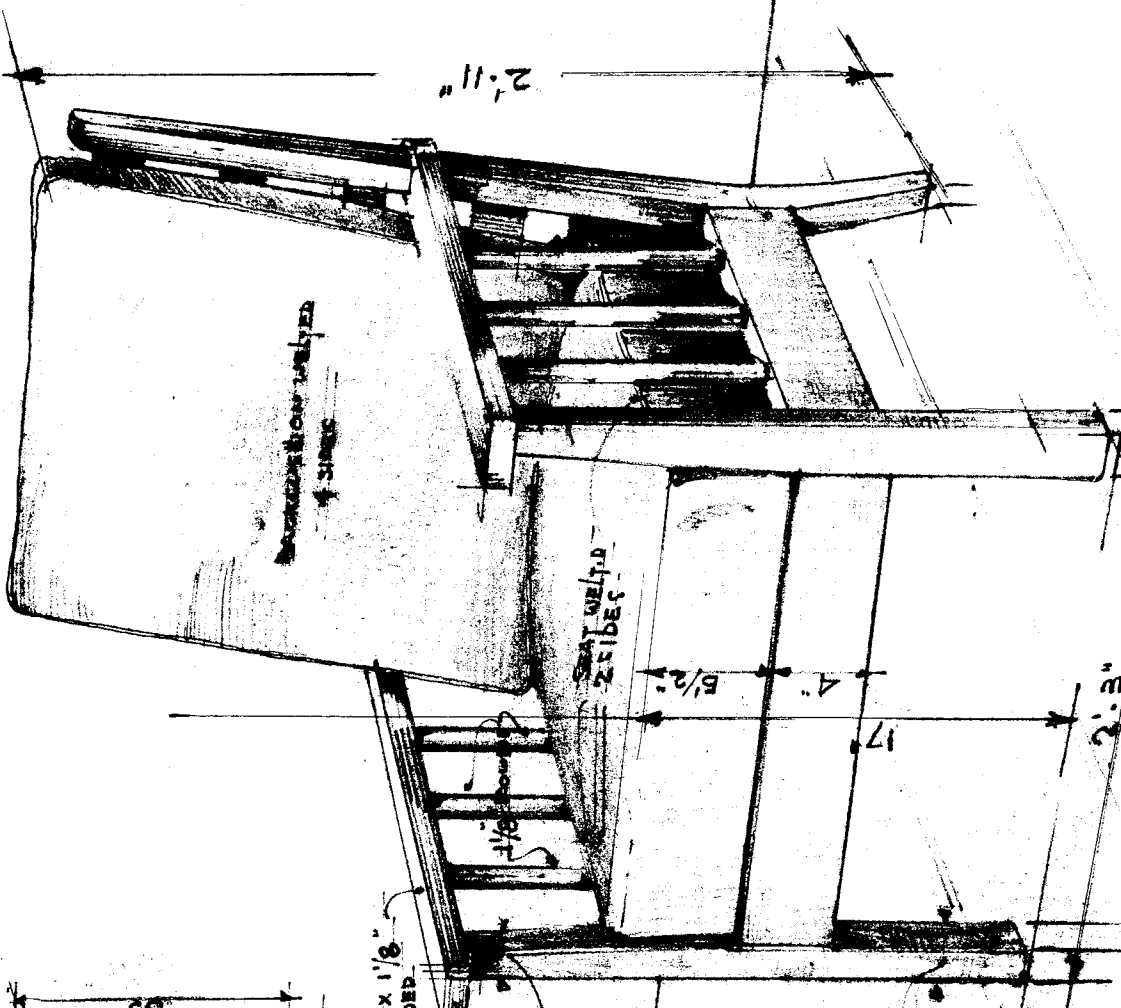
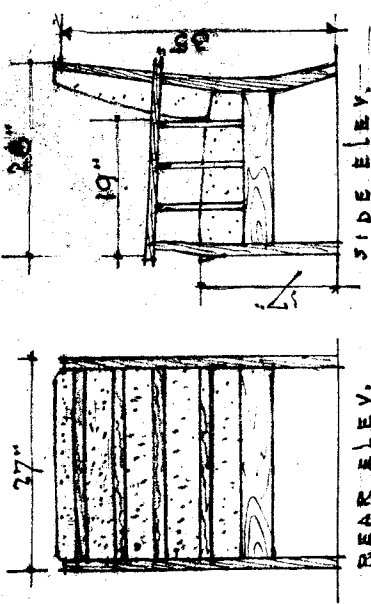


FRONT ELEVATION SIDE VIEW



- OVERALL LENGTH = 50 1/2"
- LENGTH BELOW ARMS = 46"
- OVERALL DEPTH = 28"
- OVERALL HEIGHT = 35"
- HEIGHT OF SEAT = 17"
- DEPTH OF SEAT = 17"
- 2 INDIVIDUAL BACK & SEAT CUSHIONS
- NO SPRINGS IN CUSHION SEE FILING SPEC.

LH

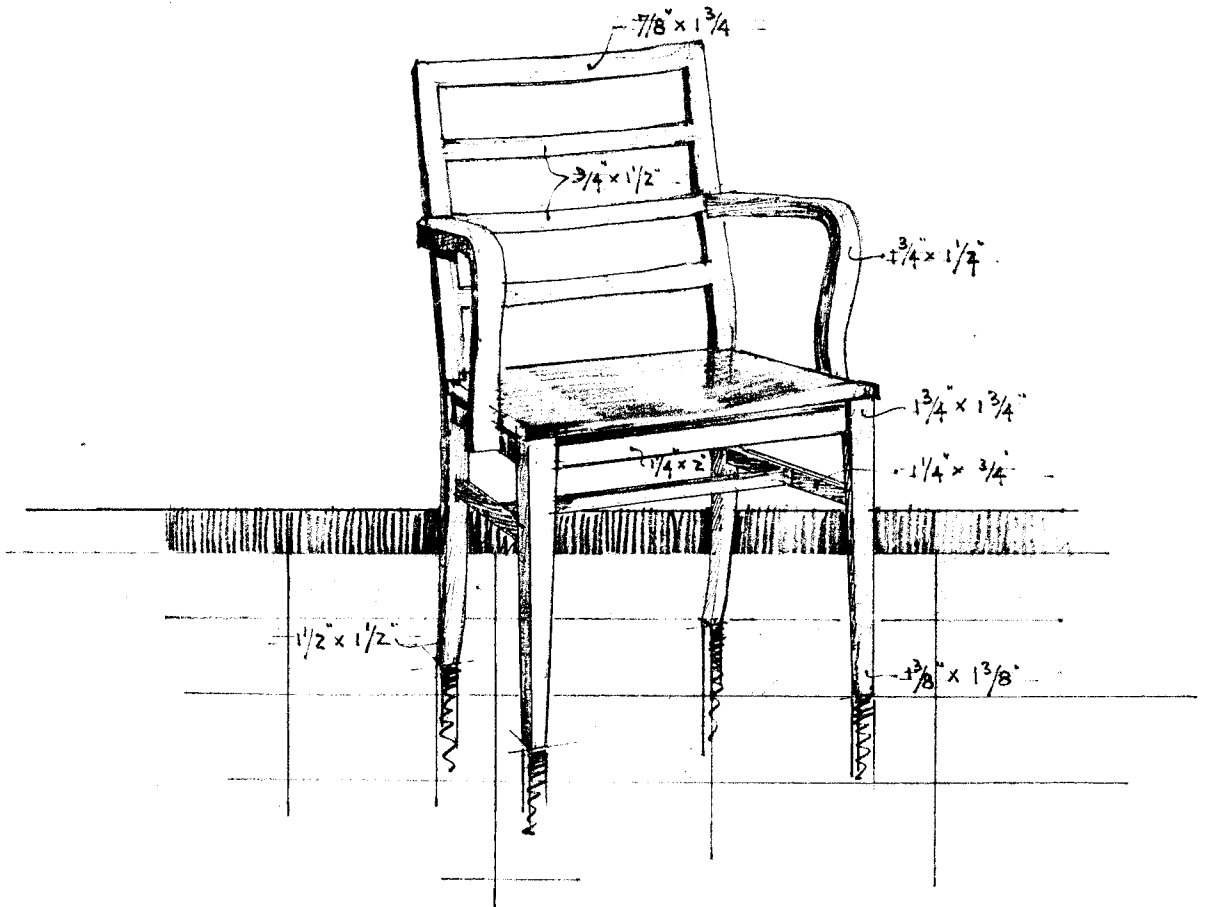
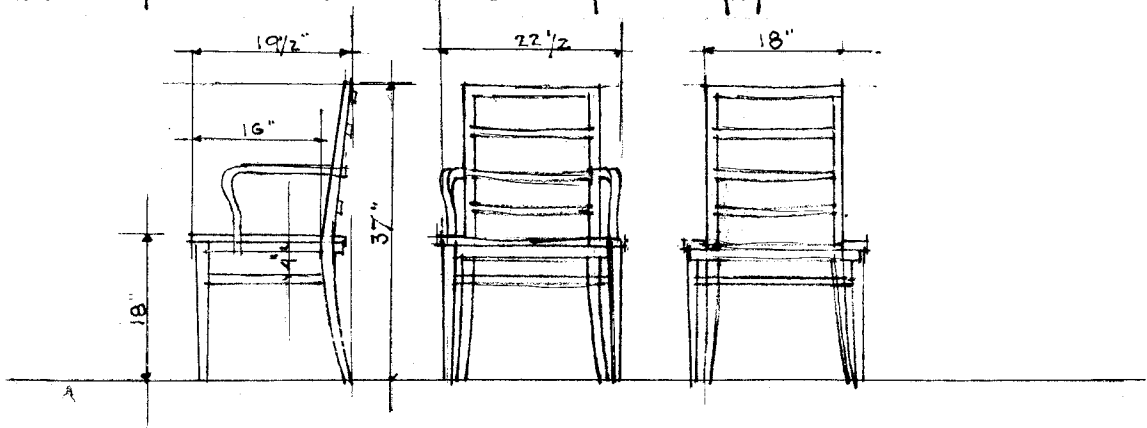


OVERALL SIZE L. 27" D. 25" H. 36"
 HEIGHT OF SEAT : 17"
 LENGTH BETWEEN ARMS : 21"
 DEPTH OF SEAT : 19"
 NO SPRINGS IN CUSHIONS, SEE FILING SPEC.

AH

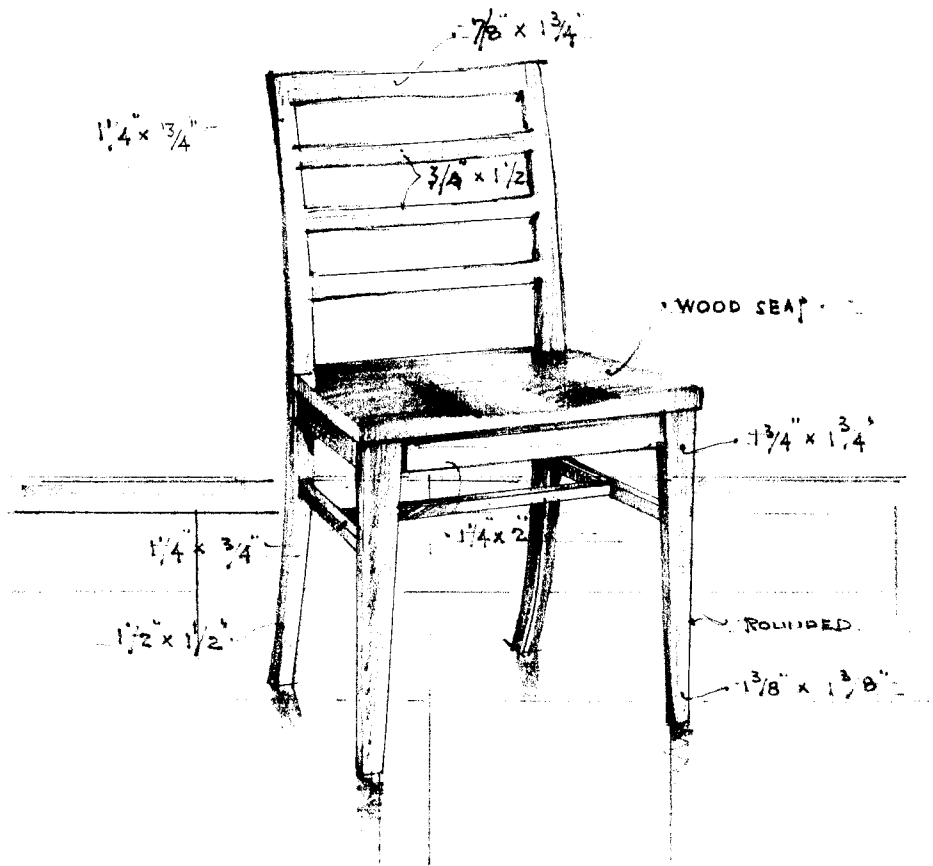
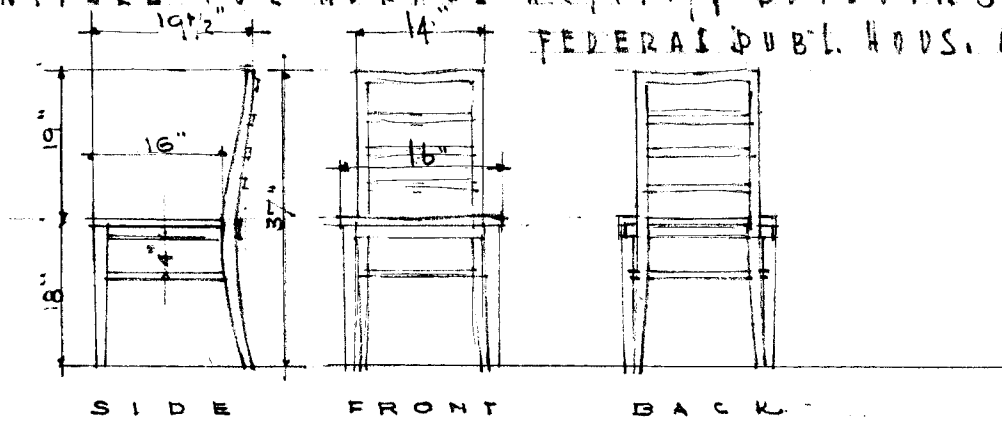
FURNITURE FOR MODERATE ACTIVITY BUILDINGS. MINIMUM
 FEDERAL PUBLIC HOUSING AUTHORITY DESIGNATION 343

FURNITURE FOR MODERATE ACTIVITY BUILDINGS.
 FEDERAL PUBLIC HOUSING AUTHORITY



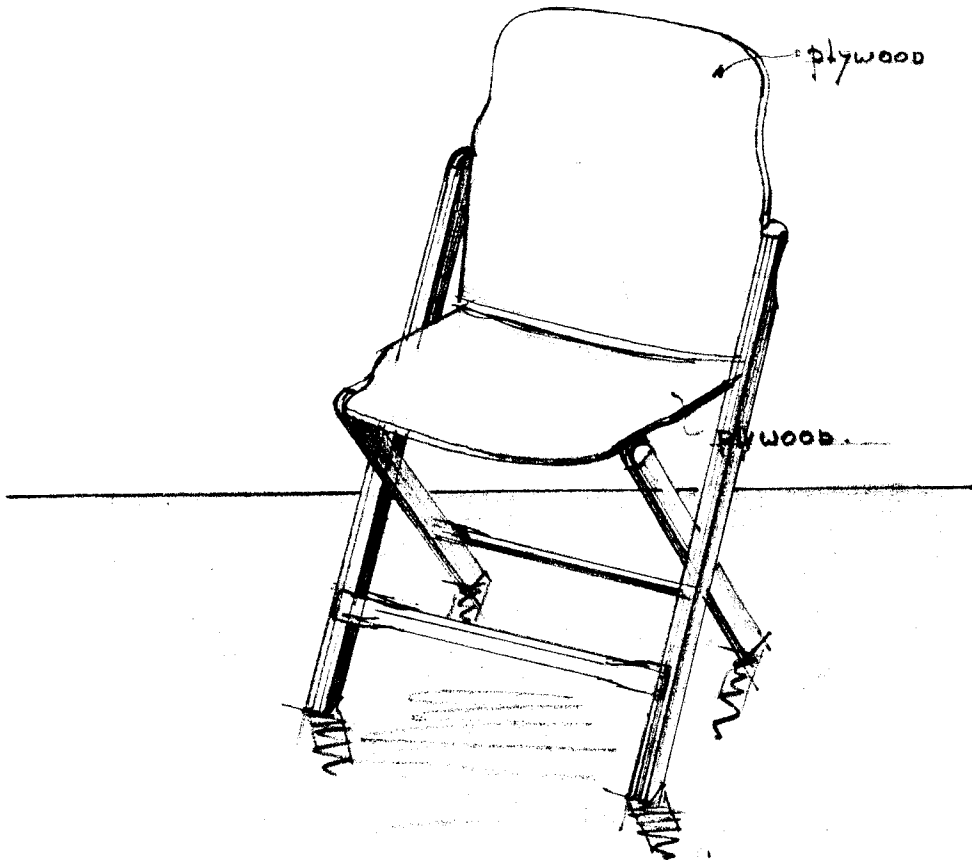
A.G.

FURNITURE FOR MORALE ACTIVITY BUILDING
 FEDERAL PUBL. HOUS. AUTHORITY



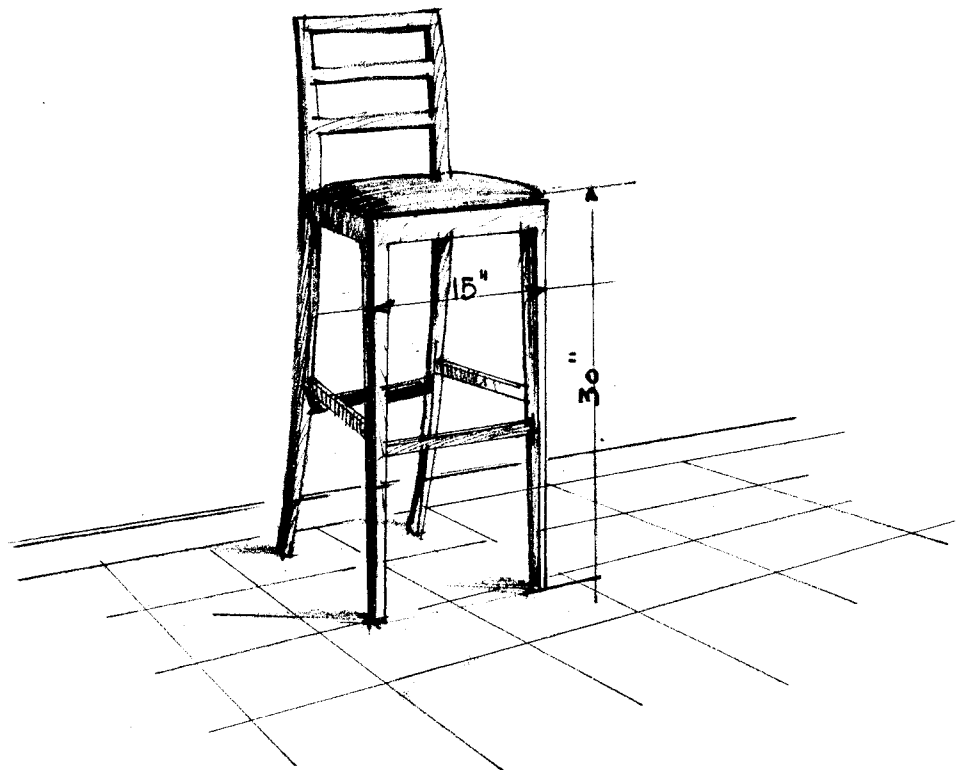
XC.

FURNITURE FOR MORALE ACTIVITY BUILDINGS.
FEDERAL PUBLIC HOUSING AUTHORITY.



F.C.

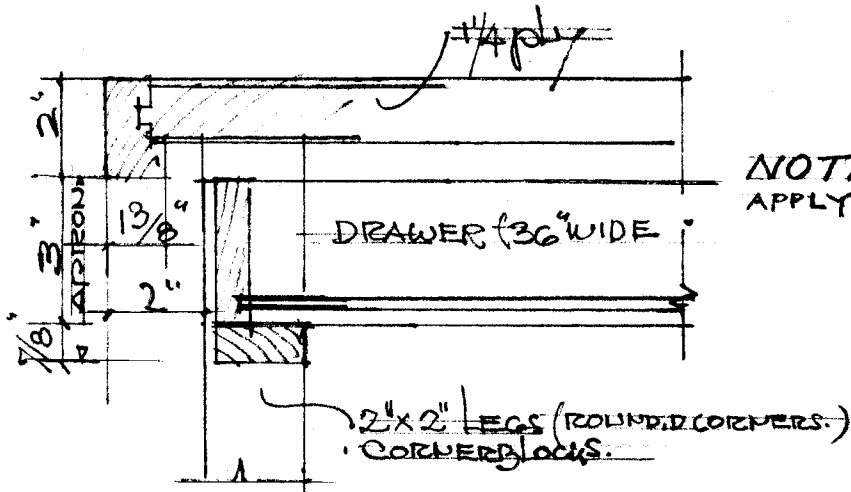
FURNITURE FOR MORALE ACTIVITY BUILDINGS.
FEDERAL PUBLIC HOUSING AUTHORITY



HARDWOOD WITH PAD SEAT (LEATHER TYPE)

51


FURNITURE FOR MORALE ACTIVITY BUILDINGS
 FEDERAL PUBLIC HOUSING AUTHORITY



NOTE: ONLY TABLES TA & TB
 APPLY TO THESE PROJECTS.

DETAIL 3'-1.0"

3'-4" x 5'-6"
 HEIGHT = 29"

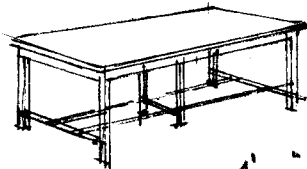


TA

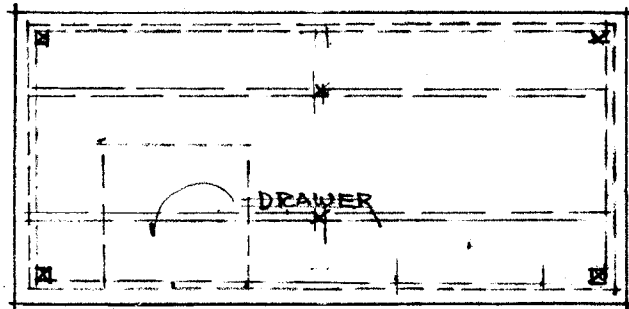
1'-8" x 6'-6"
 HEIGHT = 32"



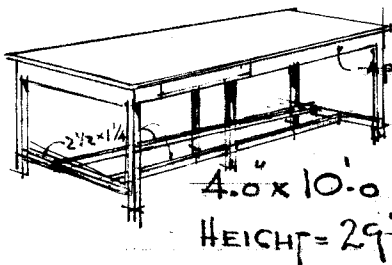
TB



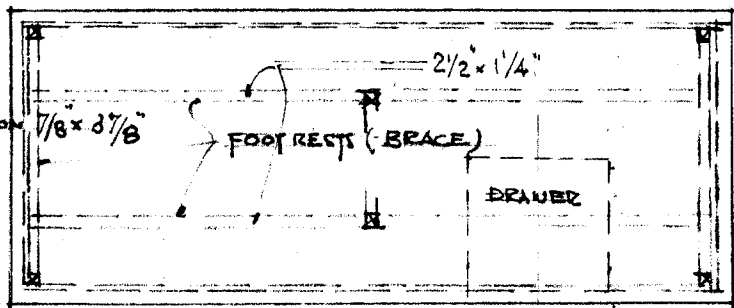
4'-0" x 8'-6"
 HEIGHT = 29"



TC

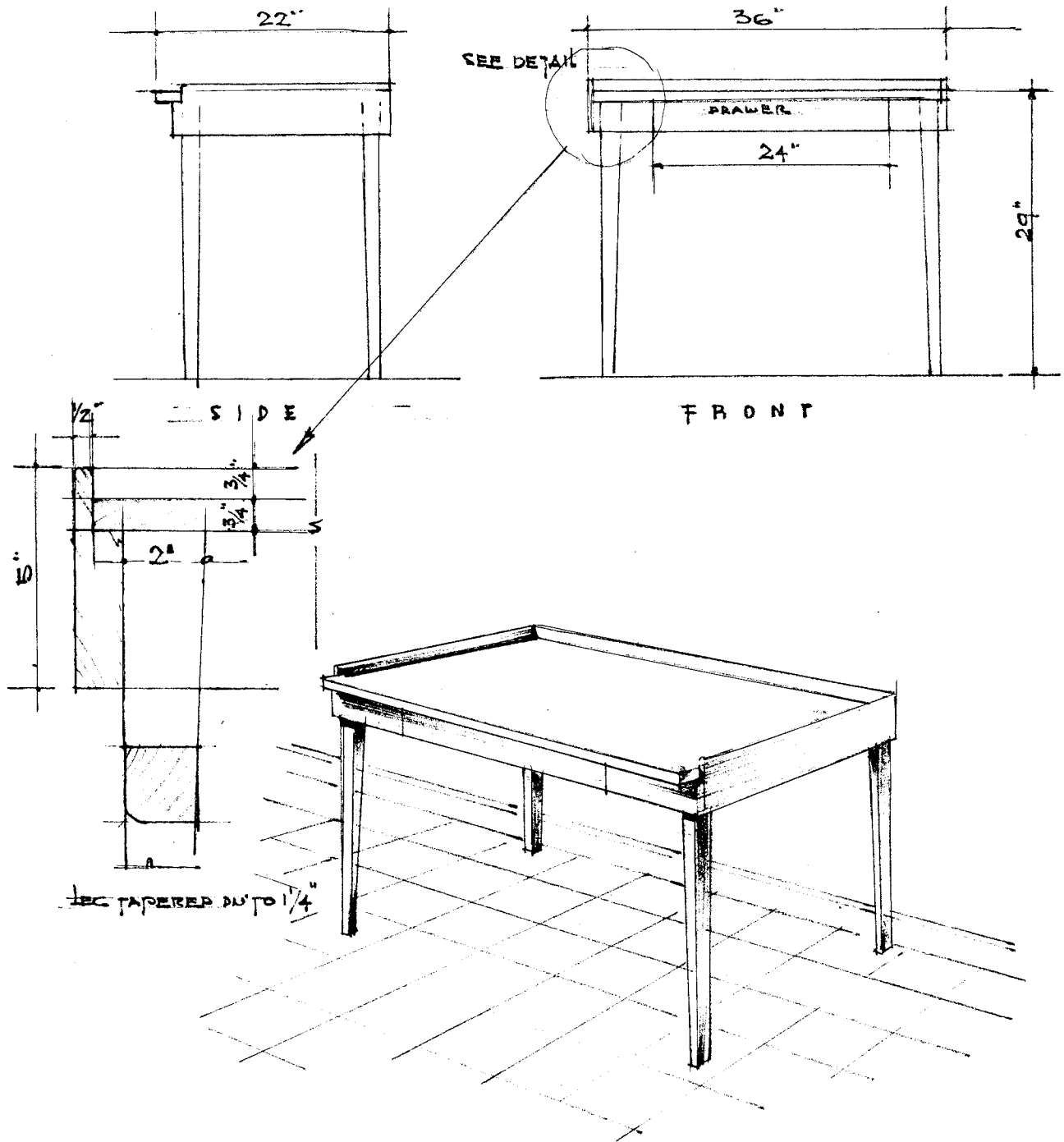


4'-0" x 10'-0"
 HEIGHT = 29"



TD

FURNITURE FOR MORALE ACTIVITY BUILDINGS.
 FEDERAL PUBLIC HOUSING AUTHORITY.

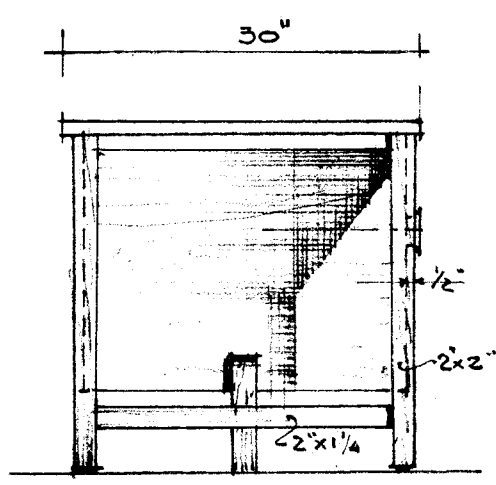


DA

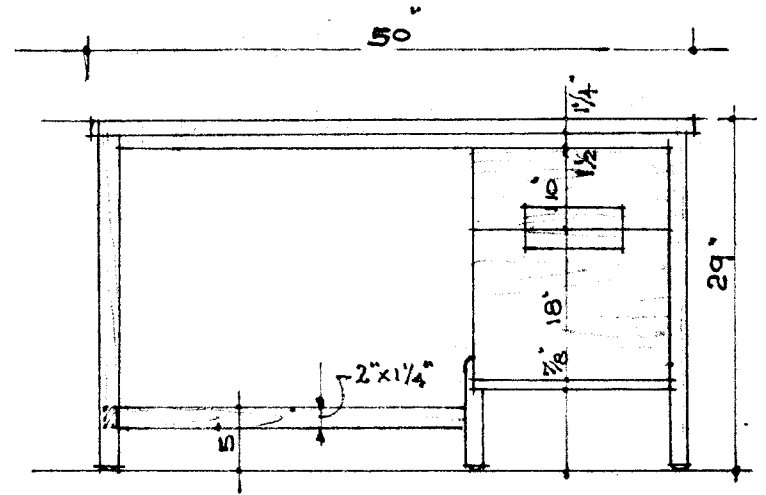
HARDWOOD DESK WITH ONE DRAWER

MANAGEMENT
 OCT. 8, 1942 - REV. 3-15-43

FURNITURE FOR MORALE ACTIVITY BUILDINGS.
 FEDERAL PUBLIC HOUSING AUTHORITY




SIDE



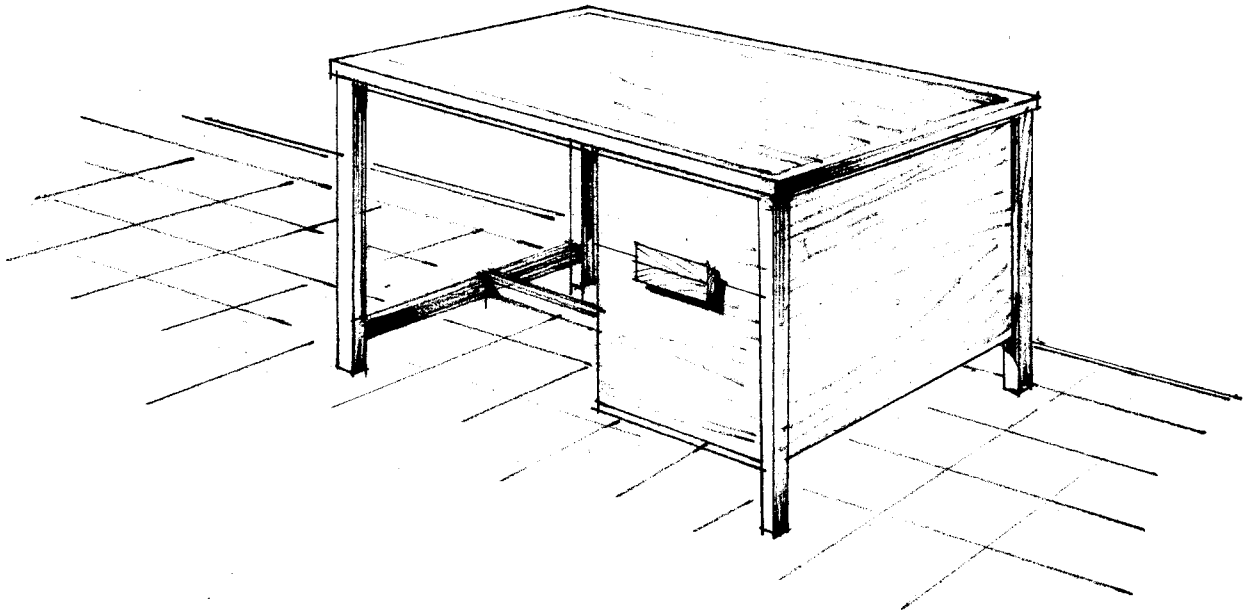
FRONT

2 PARTITIONS IN EACH DRAWER

SCALE 3/4" = 1"



ROUNDED DRAWER CORNERS

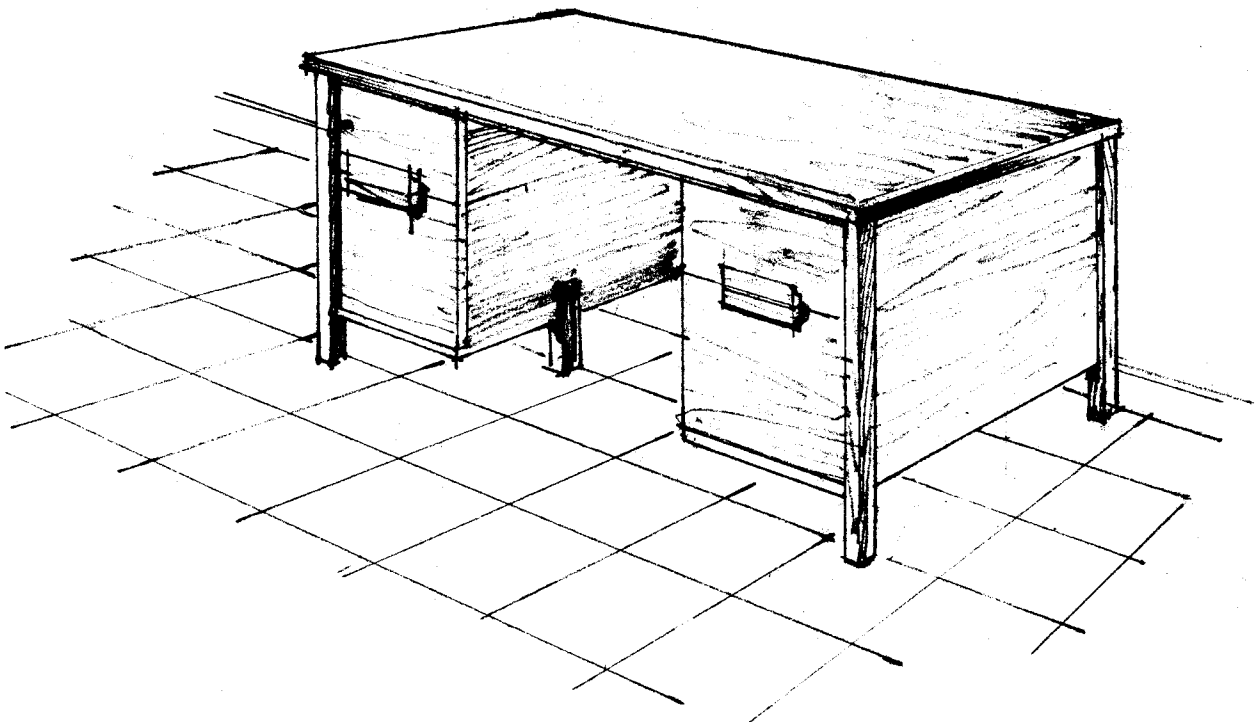
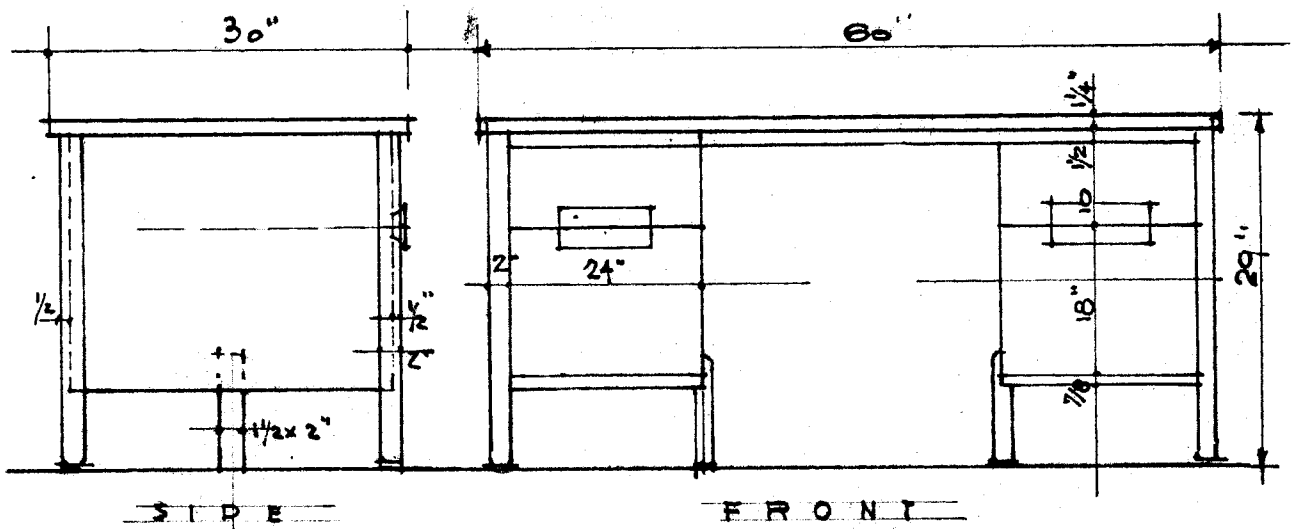


DB

HARDWOOD DESK WITH ONE PEDESTAL

MANAGEMENT
 OCT. 8, 1942. Rev. 3-15-43

FURNITURE FOR MORALE ACTIVITY BUILDINGS.
 FEDERAL PUBLIC HOUSING AUTHORITY

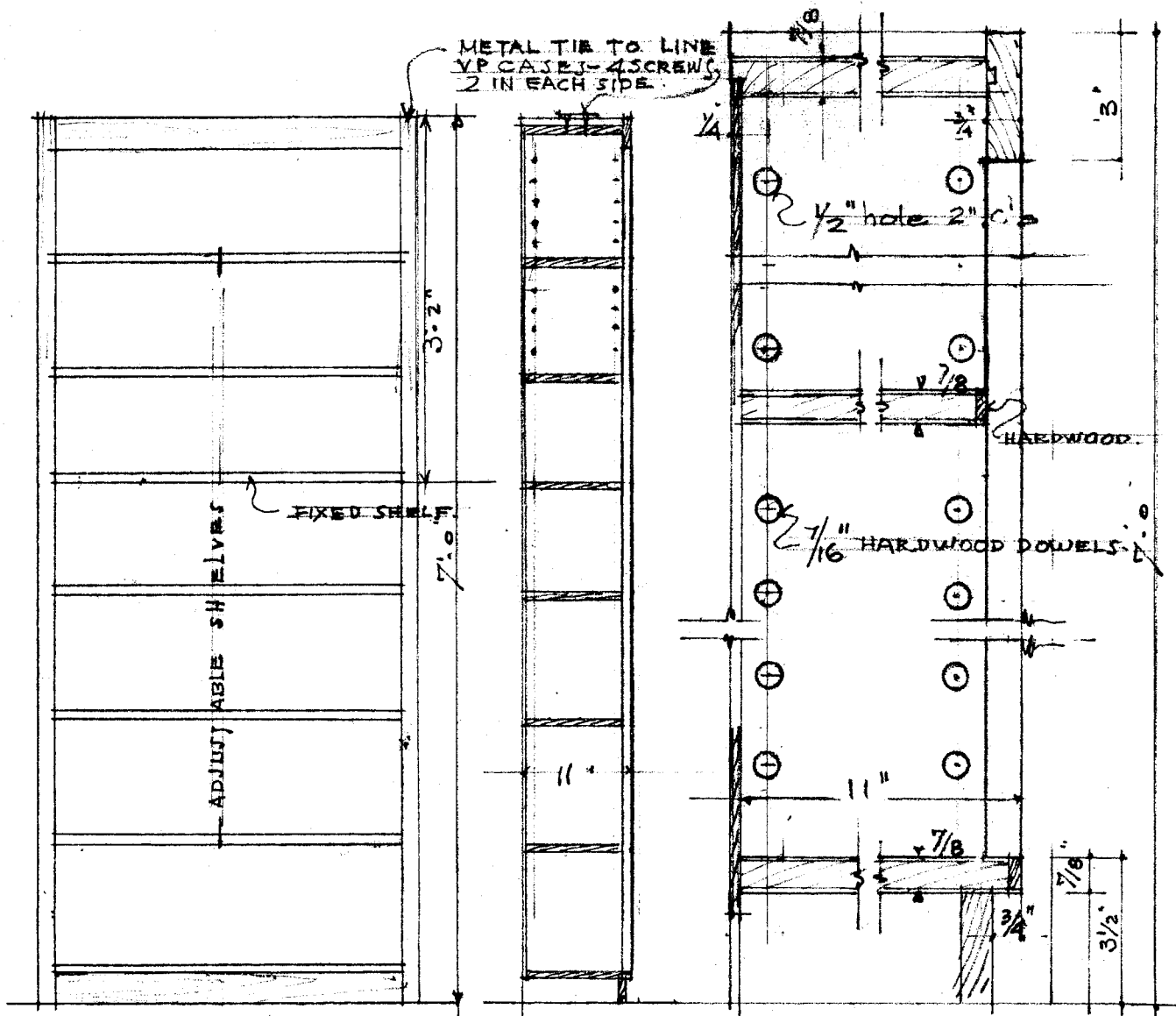


D.C.

HARDWOOD DESK WITH 2 PEDESTALS

MANAGEMENT
 OCT. 8, 1942. REV. 3-15-43 (11)

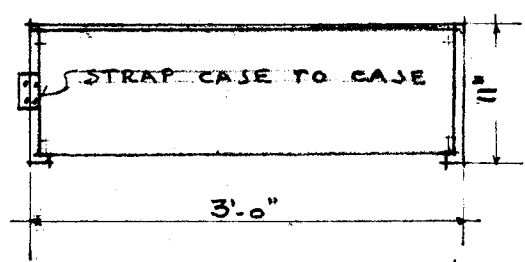
FURNITURE FOR THE MORALE ACTIVITY BUILDINGS.
 FEDERAL PUBLIC HOUSING AUTHORITY



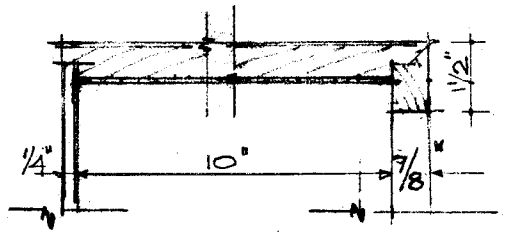
ELEVATION:

SECTION:

SECTION D:



PLAN:



PLAN:

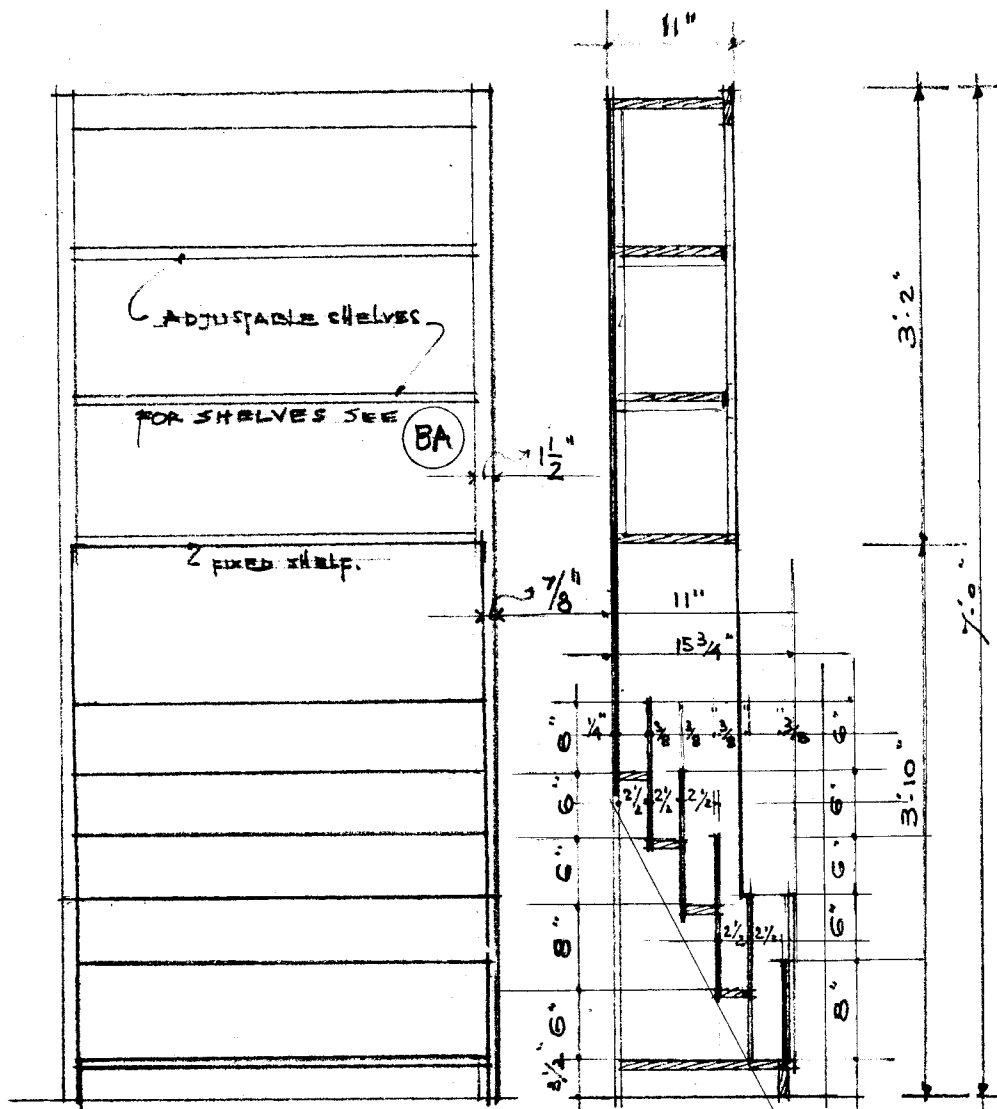
SCALE 3" = 1'-0"

BA

HARDWOOD BOOKCASE

MANAGEMENT
 OCT. 8, 1942. REV. 3-15-43

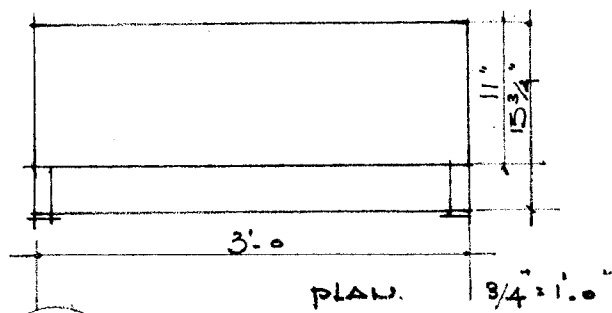
FURNITURE FOR THE MORALE ACTIVITY BUILDINGS.
 FEDERAL PUBLIC HOUSING AUTHORITY



FOR DETAIL SEE
 PAGE 20

ELEVATION

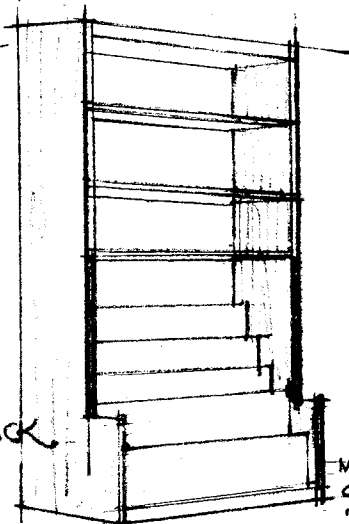
SECTION



PLAN.

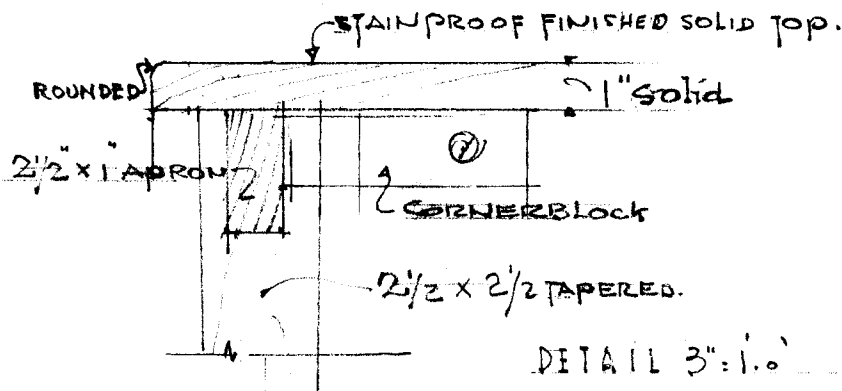
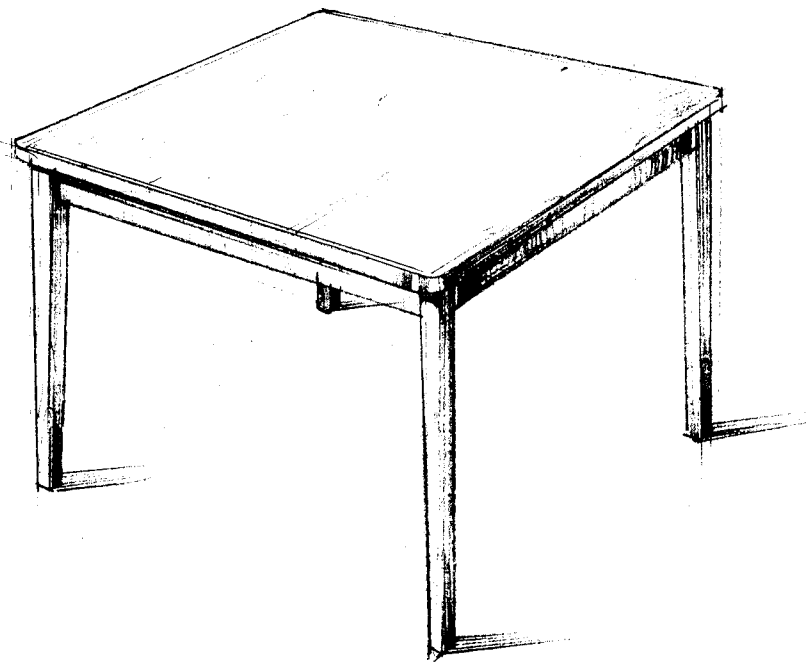
(BB)

HARDWOOD BOOKCASE AND PERIODICAL RACK



MANAGEMENT
 OCT. 8, 1942
 Rev. 3.15.43


FURNITURE FOR CAFETERIAS
 FEDERAL PUBLIC HOUSING AUTHORITY



- SIZES:
- 2'-6" x 2'-0"
 - 3'-0" x 3'-0"
 - 2'-6" x 4'-0"
 - 2'-6" x 6'-0"

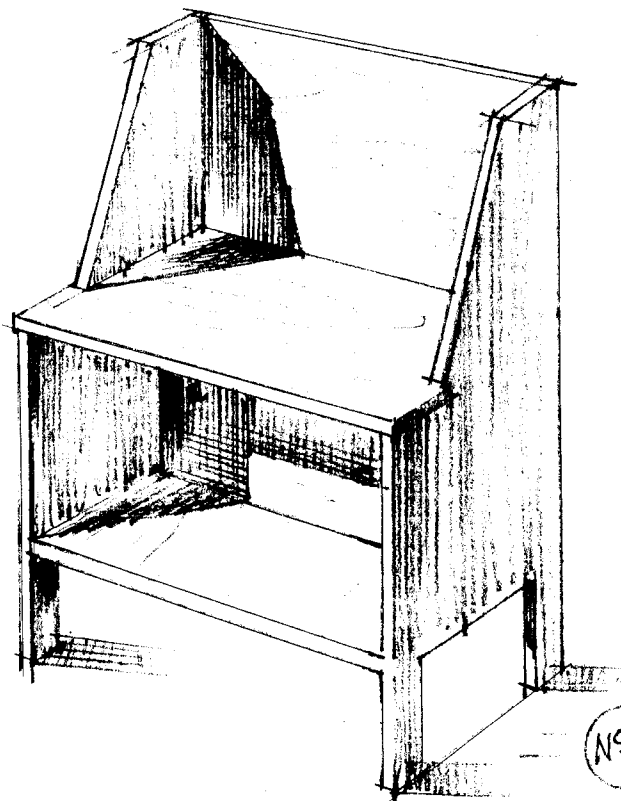
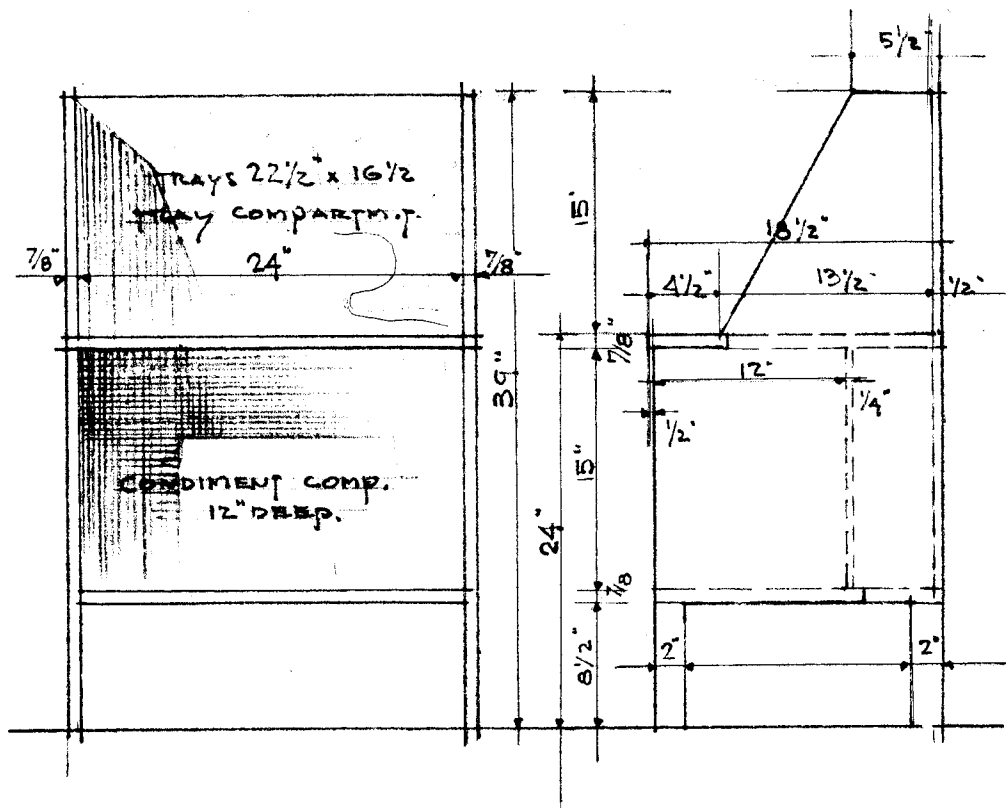


FURNITURE FOR CAFETERIAS
FEDERAL PUBLIC HOUSING AUTHORITY



CAFETERIA CHAIR

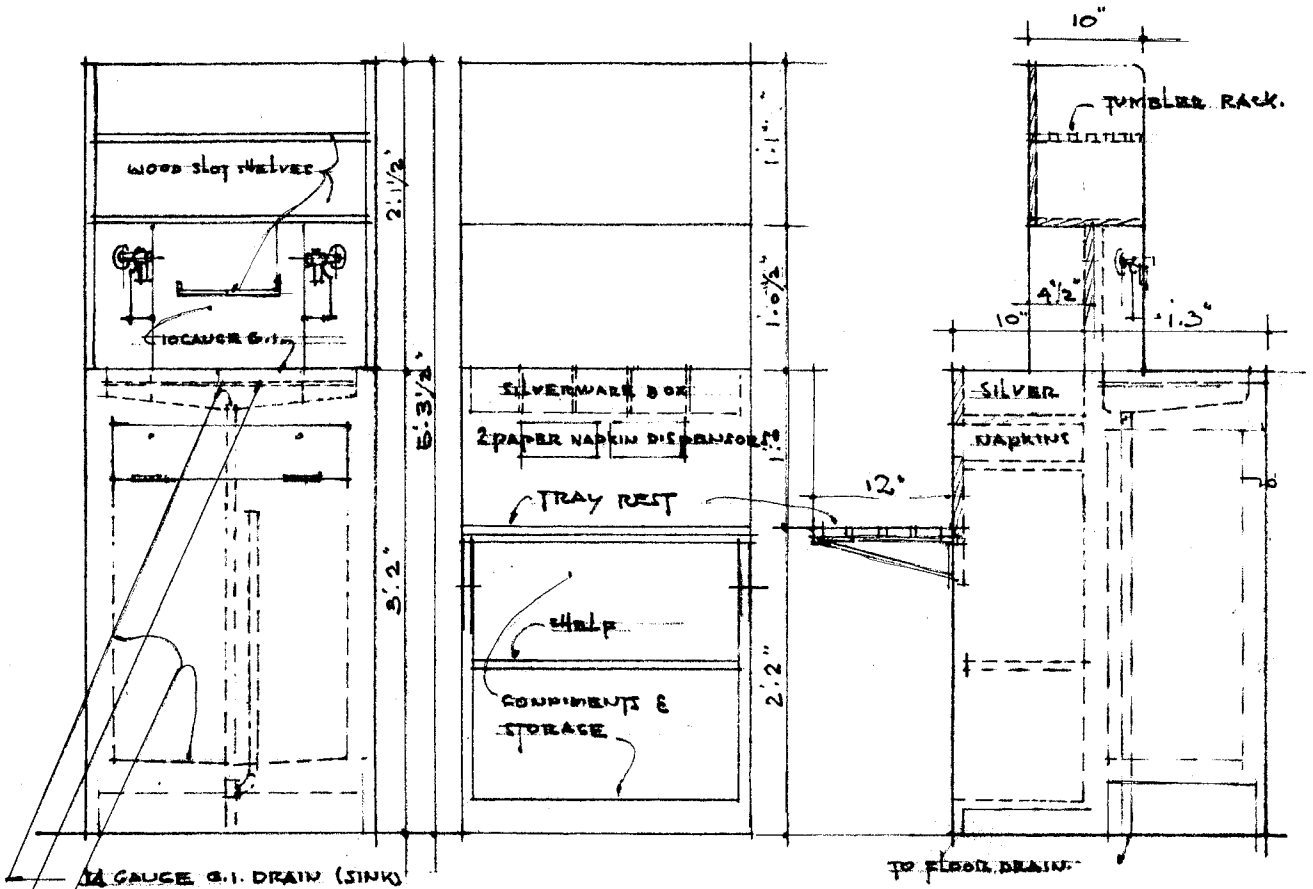
FEDERAL PUBLIC HOUSING AUTHORITY
EQUIPMENT FOR CAFETERIAS.



NO 43 TRAY SHELF AND
CONDIMENT COMP.

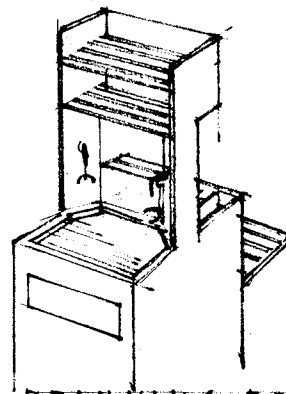
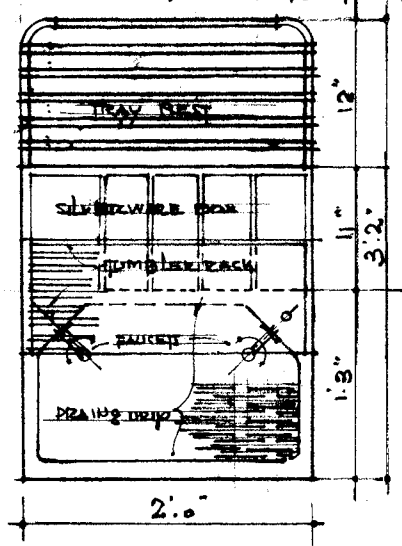
MANAGEMENT
OCT. 8, 1942 - REV. 3-15-43

FEDERAL PUBLIC HOUSING AUTHORITY
EQUIPMENT FOR CAFETERIAS.



14 GAUGE G.I. DRAIN (SINK)
10" " " DRIP.

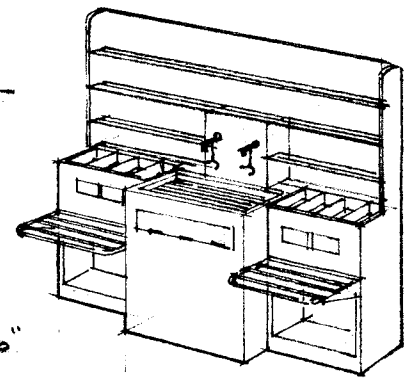
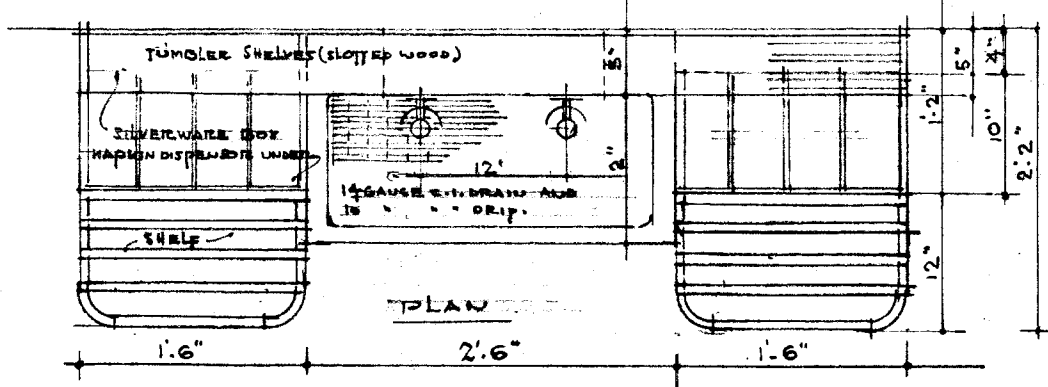
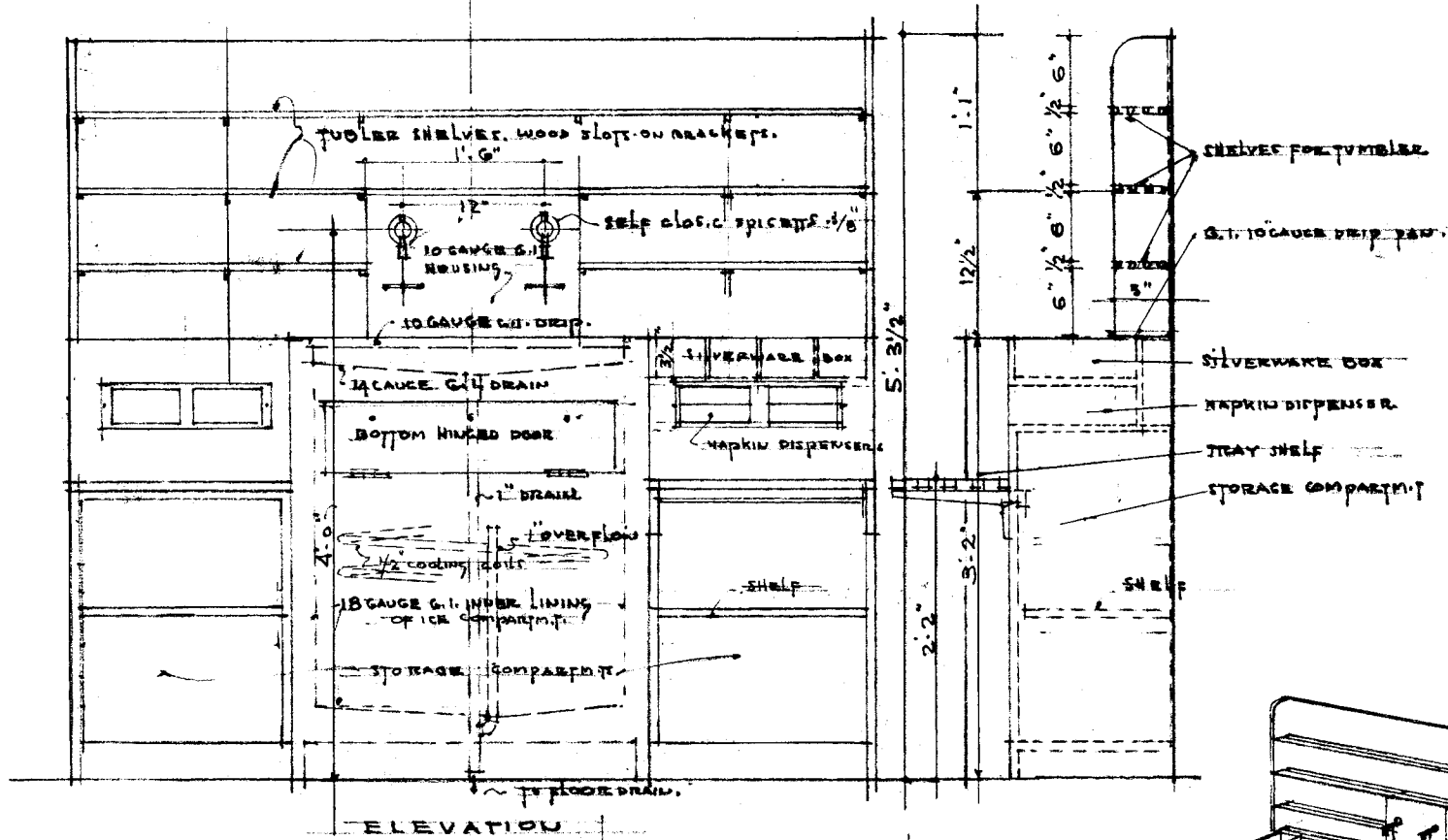
18 " " " INNER LINING OF ICE COMPARTMENT
2 SELF CLOSING FLAPS 3/8" 1/2" SUPPLY, 1" DRAIN & OVERFLOW.



(No 40J) DRINKING FOUNTAIN UNIT

FOR No 250 AND No 400

FEDERAL PUBLIC HOUSING AUTHORITY, EQUIPMENT FOR CAFETERIAS



SCALE 3/4" = 1'-0"

④ No. 40J DRINKING FOUNTAIN UNIT

FOR NO. 650, 1000, 1450 AND 2000 CAFETERIA MANAGEMENT
OCT. 8, 1942. REV. 3-15-43

FEDERAL PUBLIC HOUSING AUTHORITY
FABRIC SCHEDULE

ARTICLE	MANUFACTURER	DESIGNATION
SOFA (SH)	THE ORINOKA MILLS	ARMURE* 15,815 col 644
LOVE SEAT (LH)	INTERNATIONAL LOOMS	FRIESE RAYFLO Dusty Rose
ARM CHAIR (AH)	THE ORINOKA MILLS	TAPESTRY* 7176 Col. 9
STAGE CURTAIN #1000, 1500, 2100	WISSAHICKON MILLS.	VELOUR* 666 Special. F.P.
STAGE CURTAIN 250-400 # 650	THE ORINOKA MILLS	ARMURE* 15,815 col. 505 F.P.
STAGE BACK DROP	DAZIAN INC. } MAHARAM INC. } JOBBER	REPP Col. TAUPES F.P.
STAGE BORDER	DAZIAN INC. } MAHARAM INC. } JOBBER	MUSLIN BLUE F.P.
CURTAIN LOUNGE	S.M. HEXTER CO. II	RAYON & COTTON* 26676
CURTAIN LOBBY	S.M. HEXTER CO II	COTTON NET* 27,260
CURTAIN CLUB RM	S.M. HEXTER CO I	COTTON NET* 27,259
CURTAIN CAFETERIA	S.M. HEXTER CO II	COTTON NET* 27,261

FEDERAL PUBLIC HOUSING AUTHORITY

COLOR SCHEDULE NUMBERS INDICATE NUMBERS ON COLOR CHART.

MORALE ACTIVITIES BUILDINGS FOR WD SERIES & TDU SERIES.

SPACE	WALLS.	CEILING	WINDOWS	DOORS.	BASE	EXPOSED FRAMING.	FLOORING.
ASSEMBLY ROOM	6, 8, 1	-	11, 12	12,	12,	-	212
STAGE & DRESS. ROOM	-	-	11, 12.	12.	12	-	-
LOBBY	1.	1.	11, 12,	12.	12.	11.	201.
LOUNGE	2.	2.	11, 12.	12.	12.	11.	212.
LIBRARY	4.	4.	11, 12,	12.	12.	11.	201.
CLUB ROOM	5	5	11, 12.	12.	12.	11.	212.
CORRIDORS.	1.	1.	11, 12.	12.	12.	11.	201.
COAF ROOM	3.	3.	-	12.	12.	-	201.
GAME ROOM	5	5	11, 12,	12.	12.	11.	201.
MEN'S TOILETS.	5	5	4	4.	6.	4.	212
WOMEN'S.	2.	2.	3.	3.	3.	2.	212.
CLOSET	-	-	-	12-	12-	-	201.
PROJECTION ROOM.	3	-	3.	3	3.	-	-

CAFETERIA


DINING ROOM	3.	7.	6	8.	12	6. (posts only)	212.
OFFICE	4.	4.	6	6.	6	4. (11)	212.
LOCKER ROOM	3.	3.	6.	3.	3.	3 (11)	212.
MEN'S TOILETS	5.	5.	4.	4.	5.	4 (11)	212.
WOMEN'S "	2.	2.	3.	3.	3.	2 (11)	212.
KITCHEN & SERVICE	5.	5.	6	6	6	6 (11)	212 grease proof.
INFIRMARY	4	4	6	6	12	11	
CHILD SERVICE	1	2	3	3	3	11	

FEDERAL PUBLIC HOUSING AUTHORITY


COLOR CHART FOR PROJECT SERVICES FACILITIES SERIES (WD-1 & TDU)

TENANT (MORALE) ACTIVITIES BUILDINGS	WD-1 SERIES
KITCHEN & CAFETERIAS	WD-1 SERIES
INFIRMARIES	WD-1 SERIES
TENANT ACTIVITIES BUILDINGS	TDU SERIES
CHILD SERVICE CENTERS	TDU SERIES


NUMBERS IN CIRCLES REFER TO CORRESPONDING NUMBERS IN COLOR SCHEME DRAWINGS




① SUNTONE




④ DAWN GRAY




⑥ PALACE GRAY



② PEACH



⑤ P.H. BLUE




⑦ DELPHINIUM BLUE



③ B.H. ROSETAN



⑪ PINE STAIN

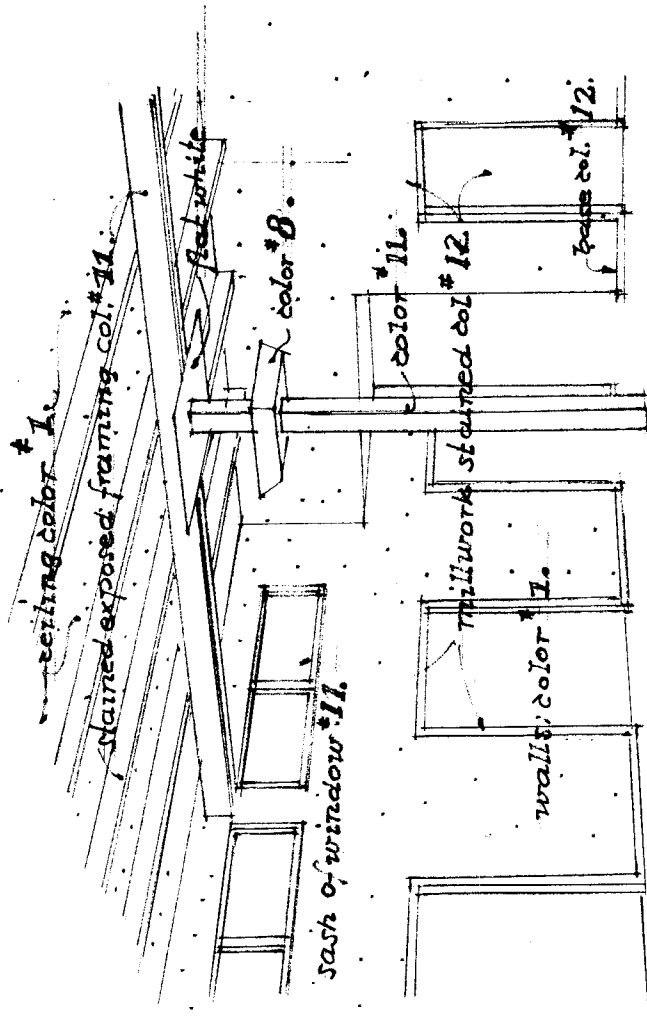


⑧ RT. CHINESE RED



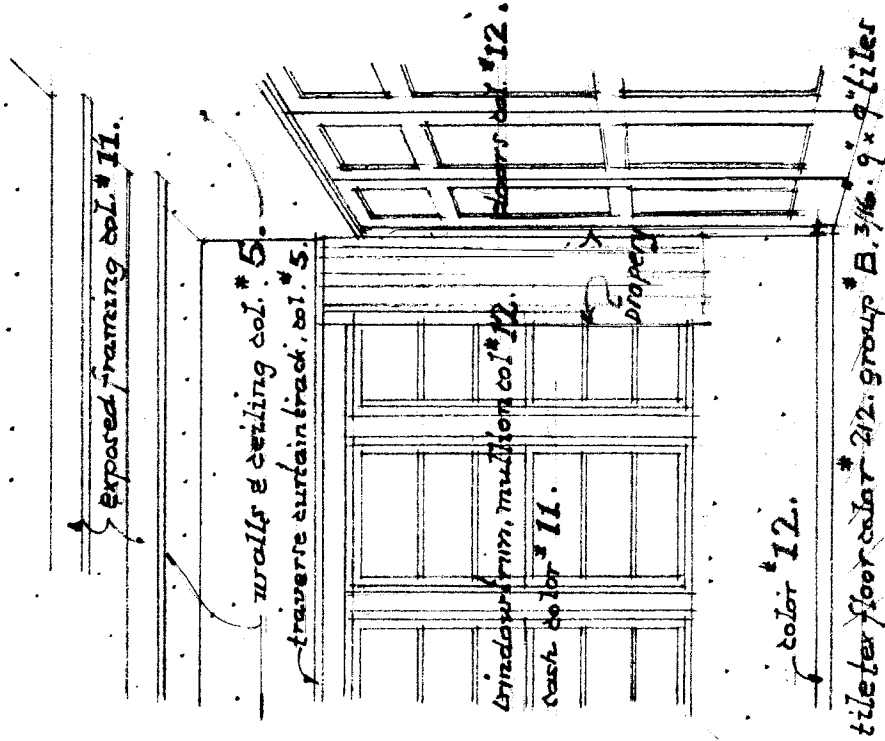
⑫ MAHOGANY STAIN

This color chart is to be followed closely & used in connection with drawings 22 through 26. As the floor coverings, furniture, fabrics, & draperies have already been selected, it is important that no great diversion from these colors be made. The painting contractor on the job can readily mix the colors & prepare samples for your approval & files. He can then turn a sample over to paint manufacturer who will prepare the colors in accordance with the samples and by properly marking cans, it will not only be possible to complete the painting work without delays, but replacement colors for touch-up and rehabilitation purposes can be kept on hand or ordered from the manufacturers who made up the original colors.

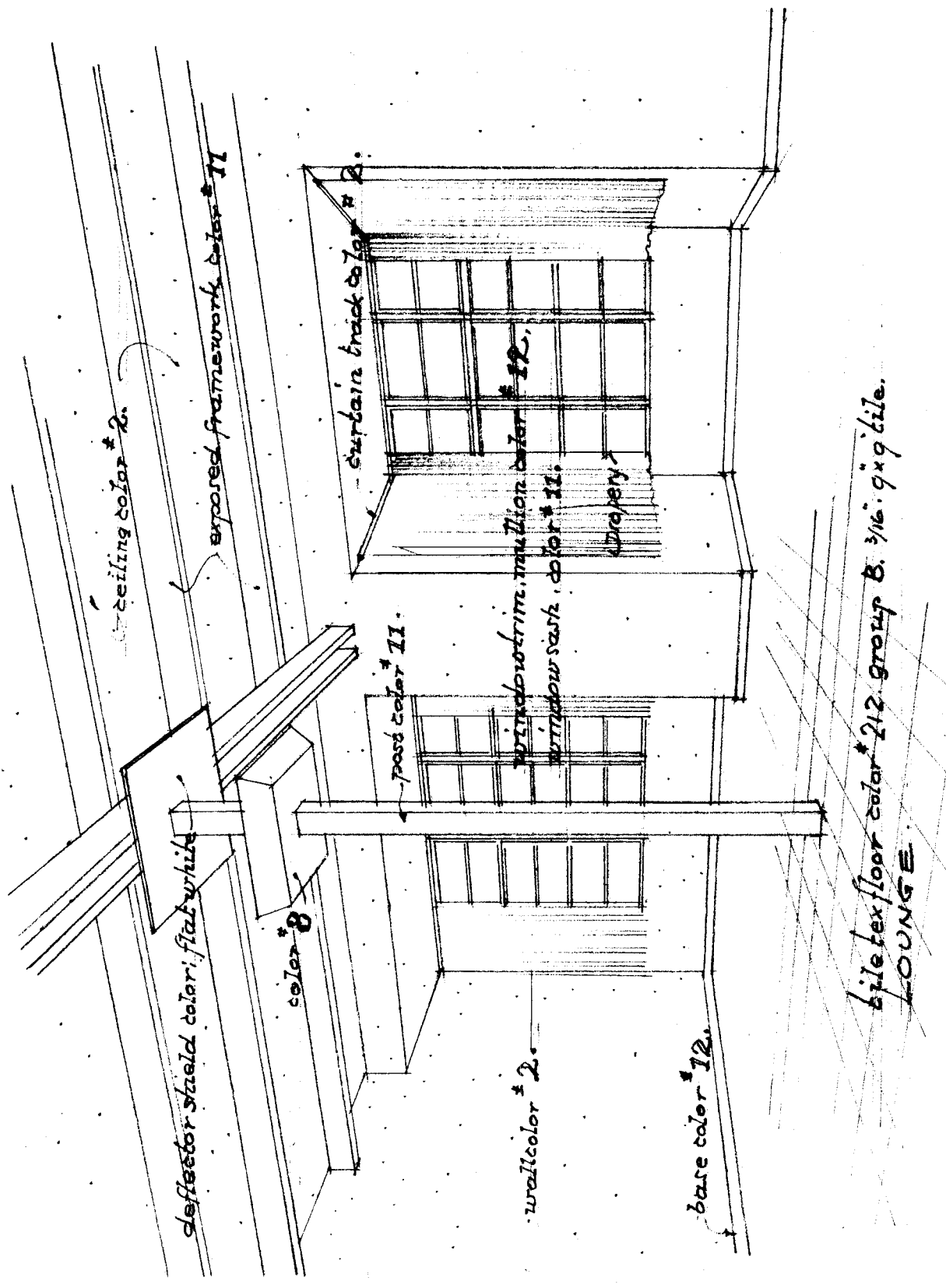


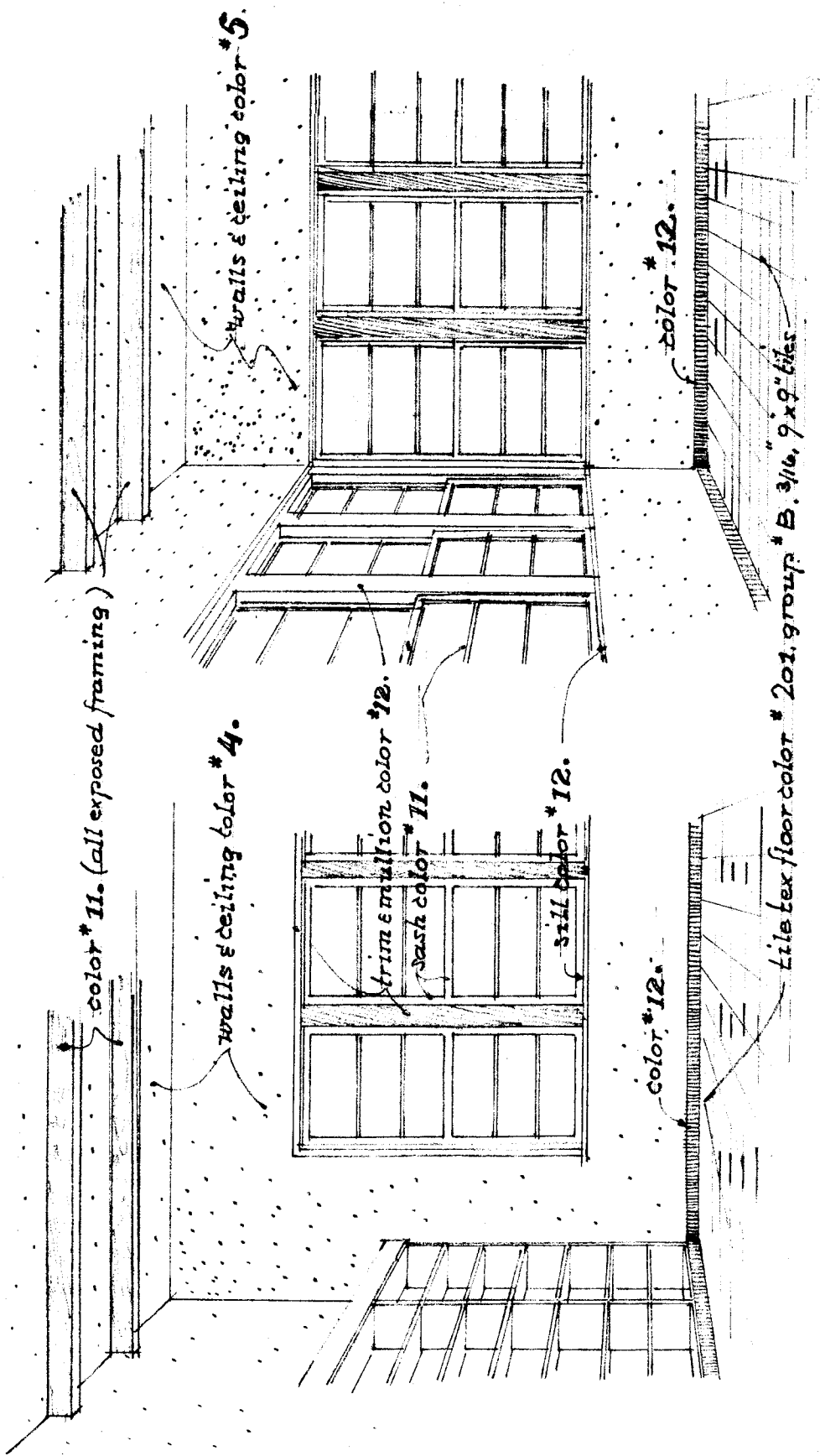
tile tex floor color # 201 group B 3/16. 9" x 9" tiles.

LOBBY



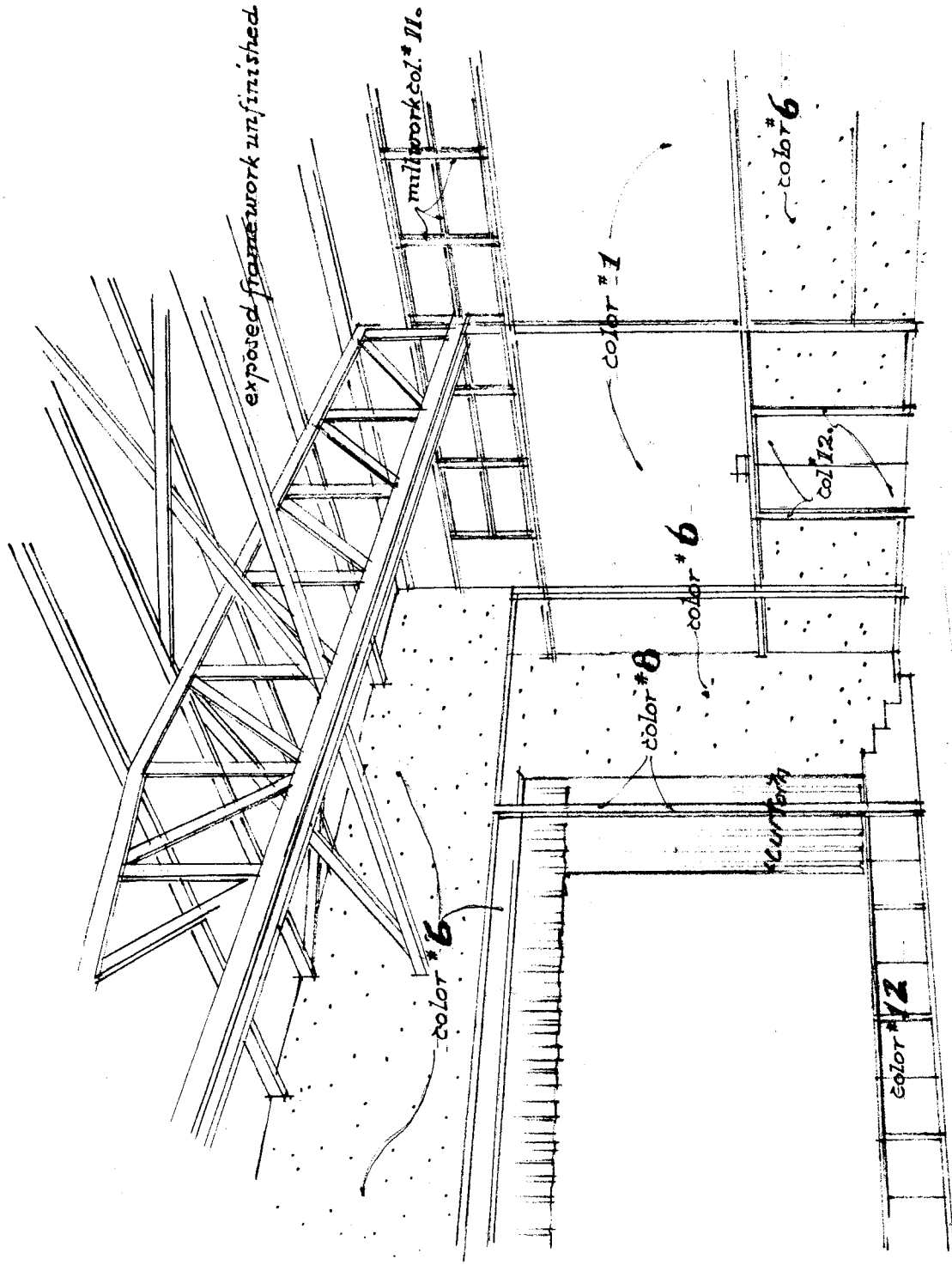
CLUB ROOM

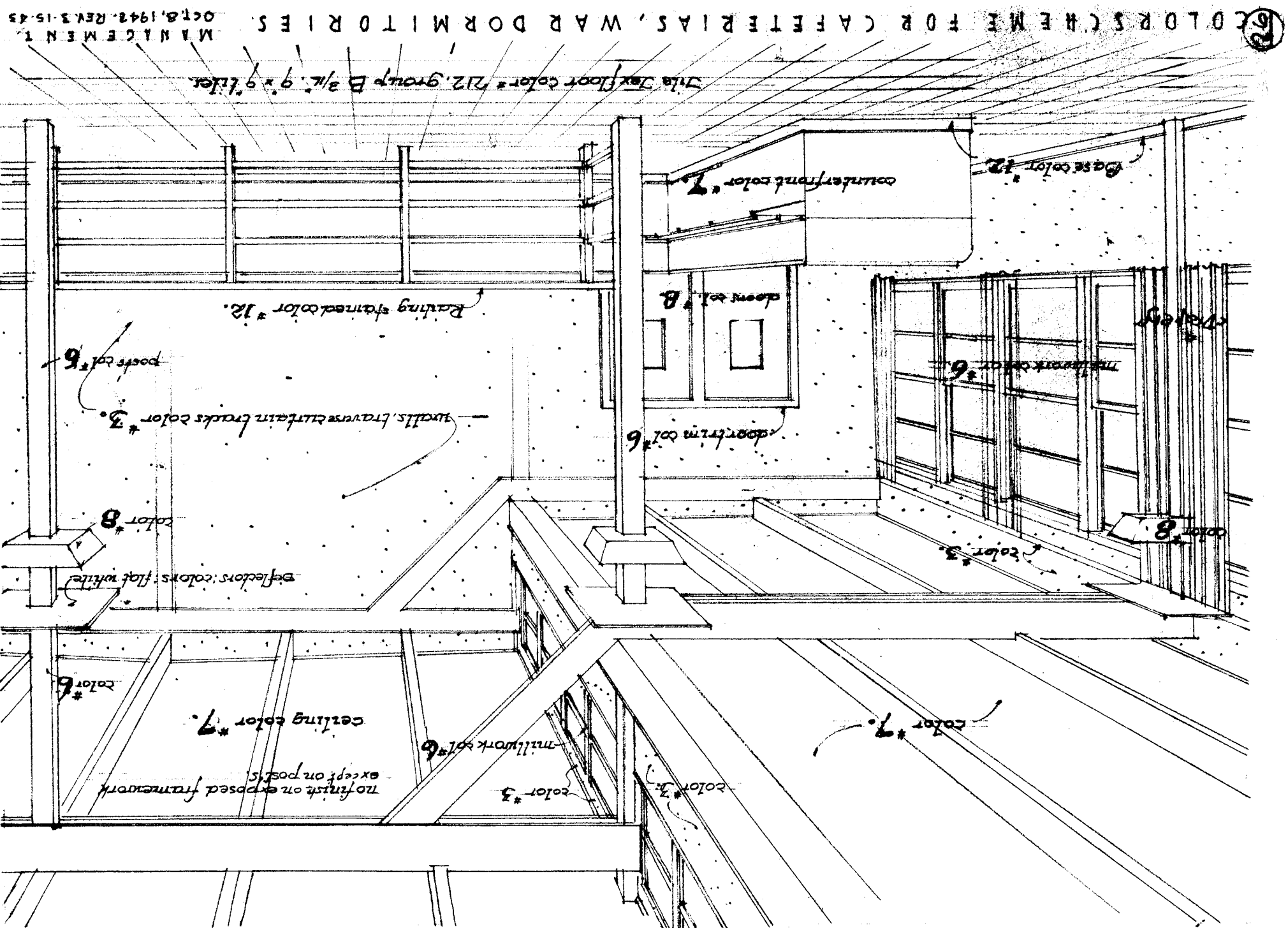




LIBRARY

GAME ROOM





Tile floor color # 12, group B 3/4" x 9" tile

Base color # 1

counterfront color # 2

Railing stained color # 3

posts color # 5

walls, traverse curtain tracks color # 4

door trim color # 3

color # 3

color # 8

color # 8

reflectors colors: flat white

color # 6

ceiling color # 7

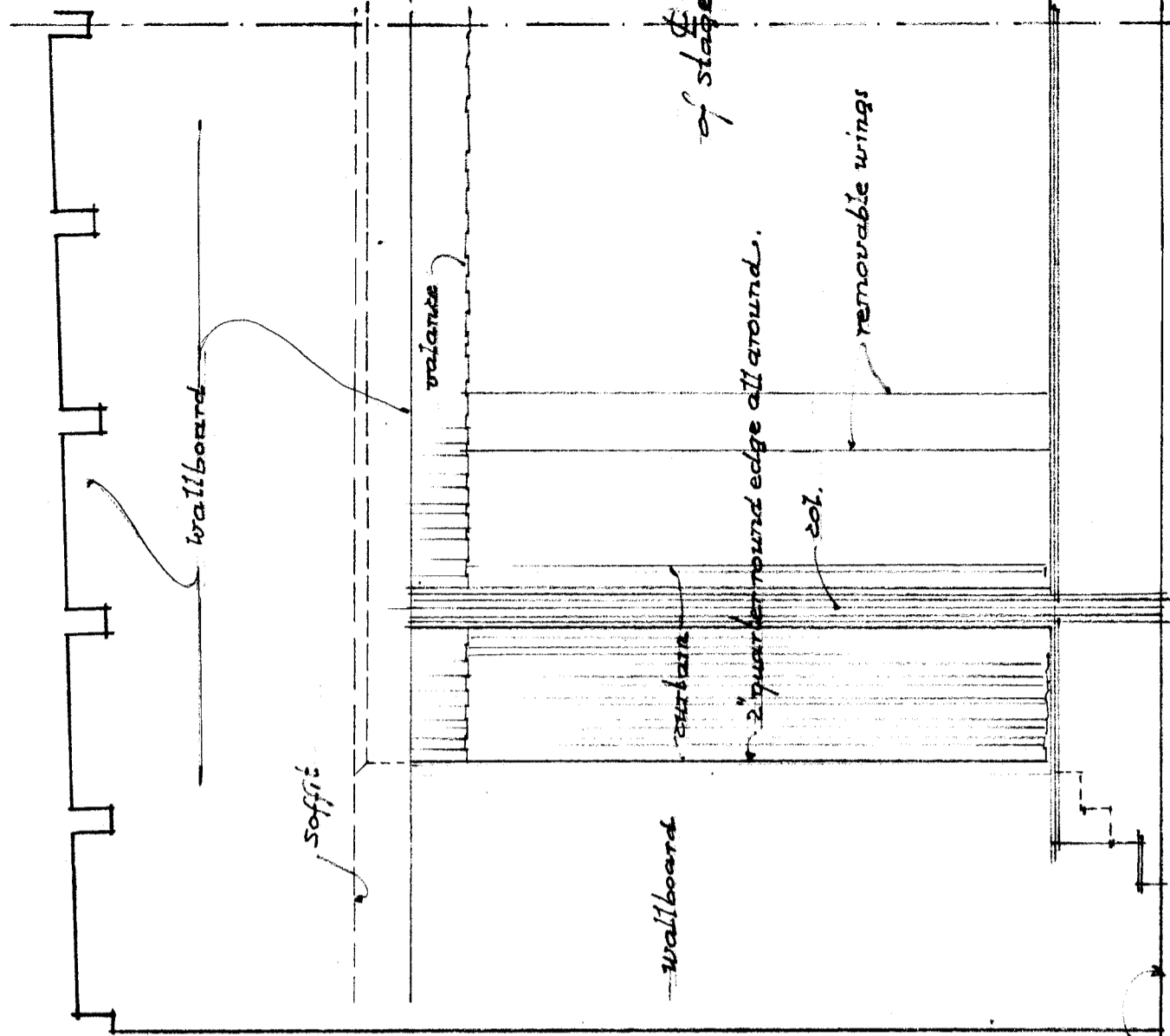
millwork color # 3

no finish on exposed framework except on posts

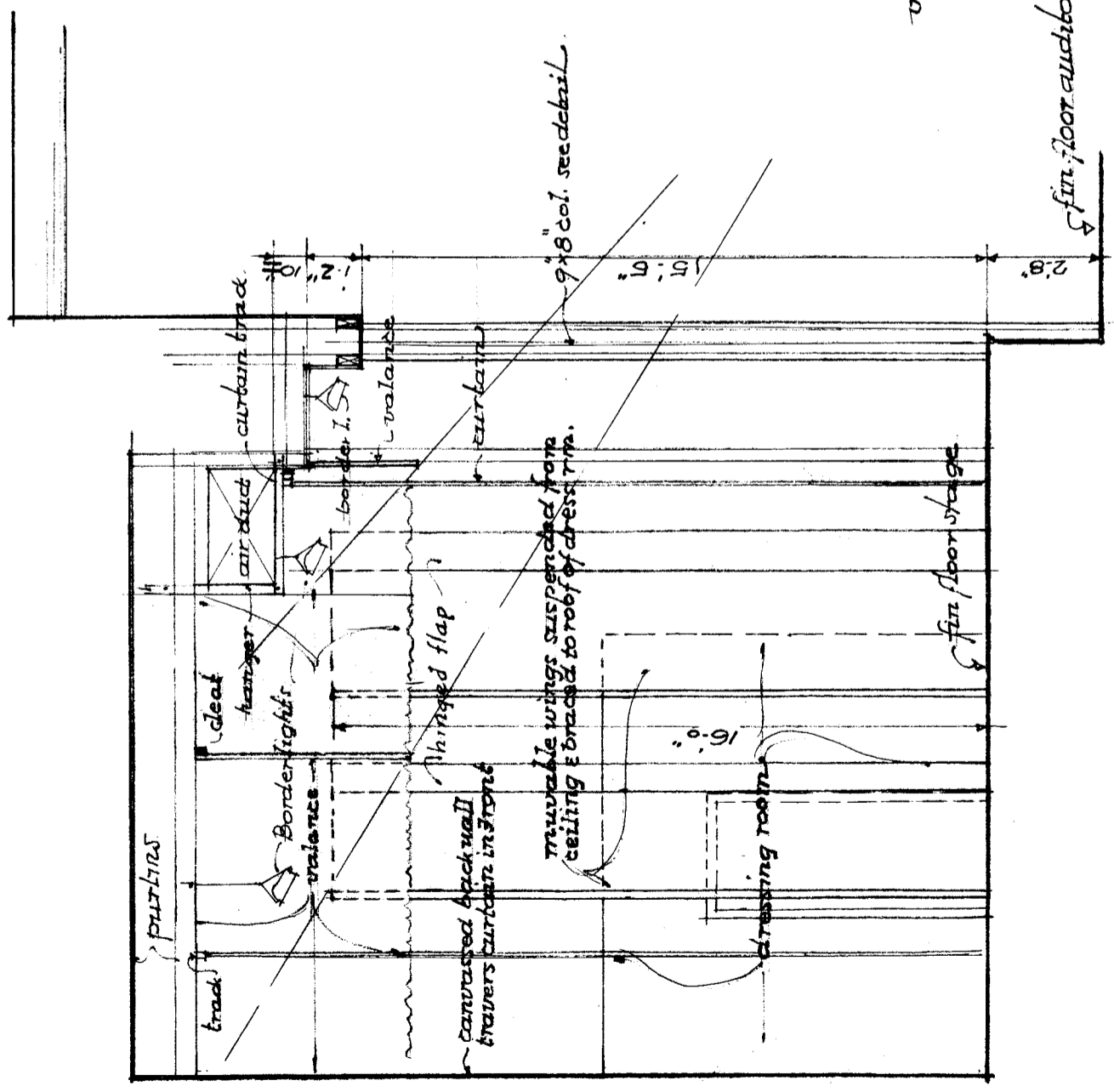
color # 3

color # 7

color # 3

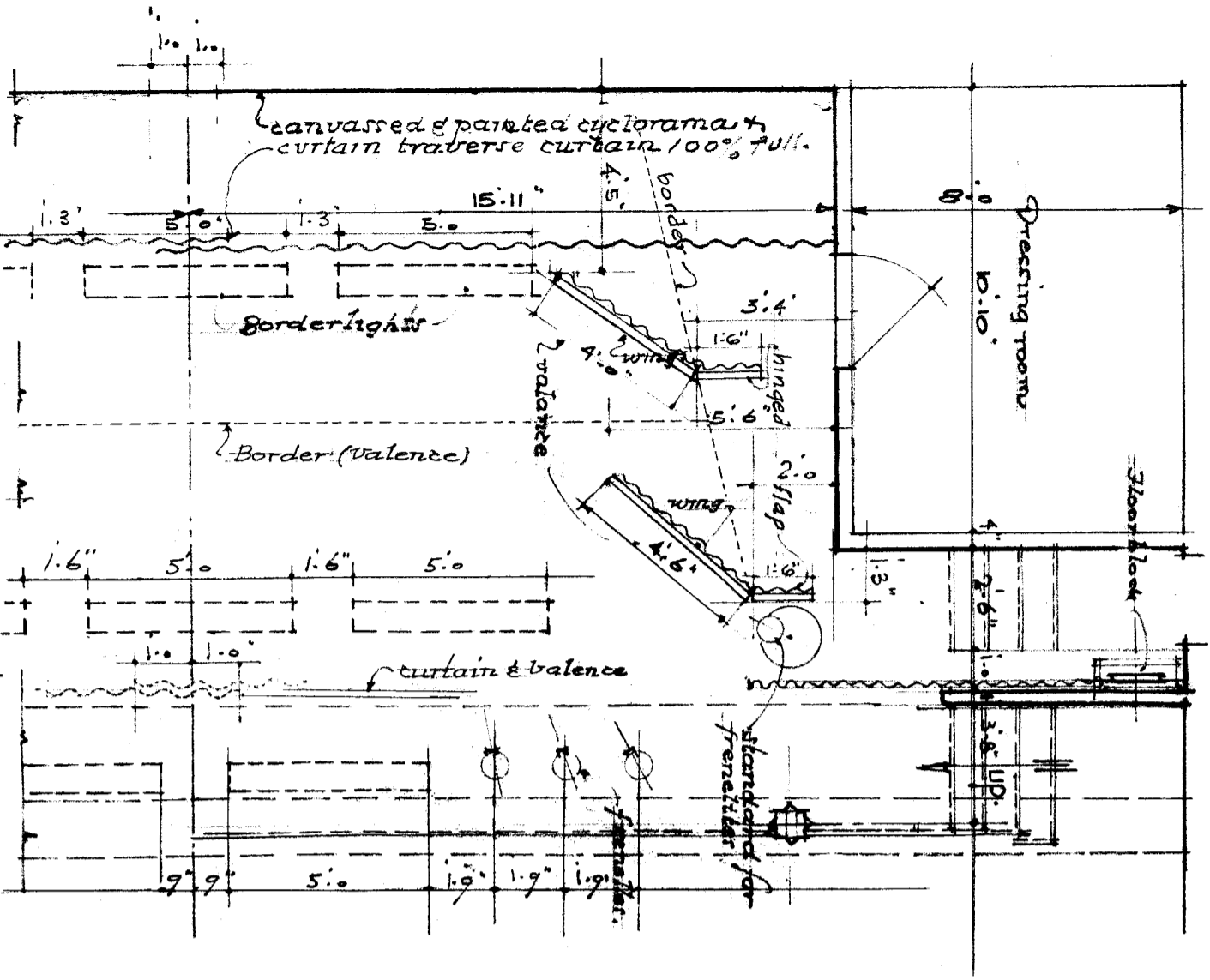


Elevation of stage (from auditorium)



Centerline section thru stage.

stage shown in this drawing is that of morale activities building of 6,1000

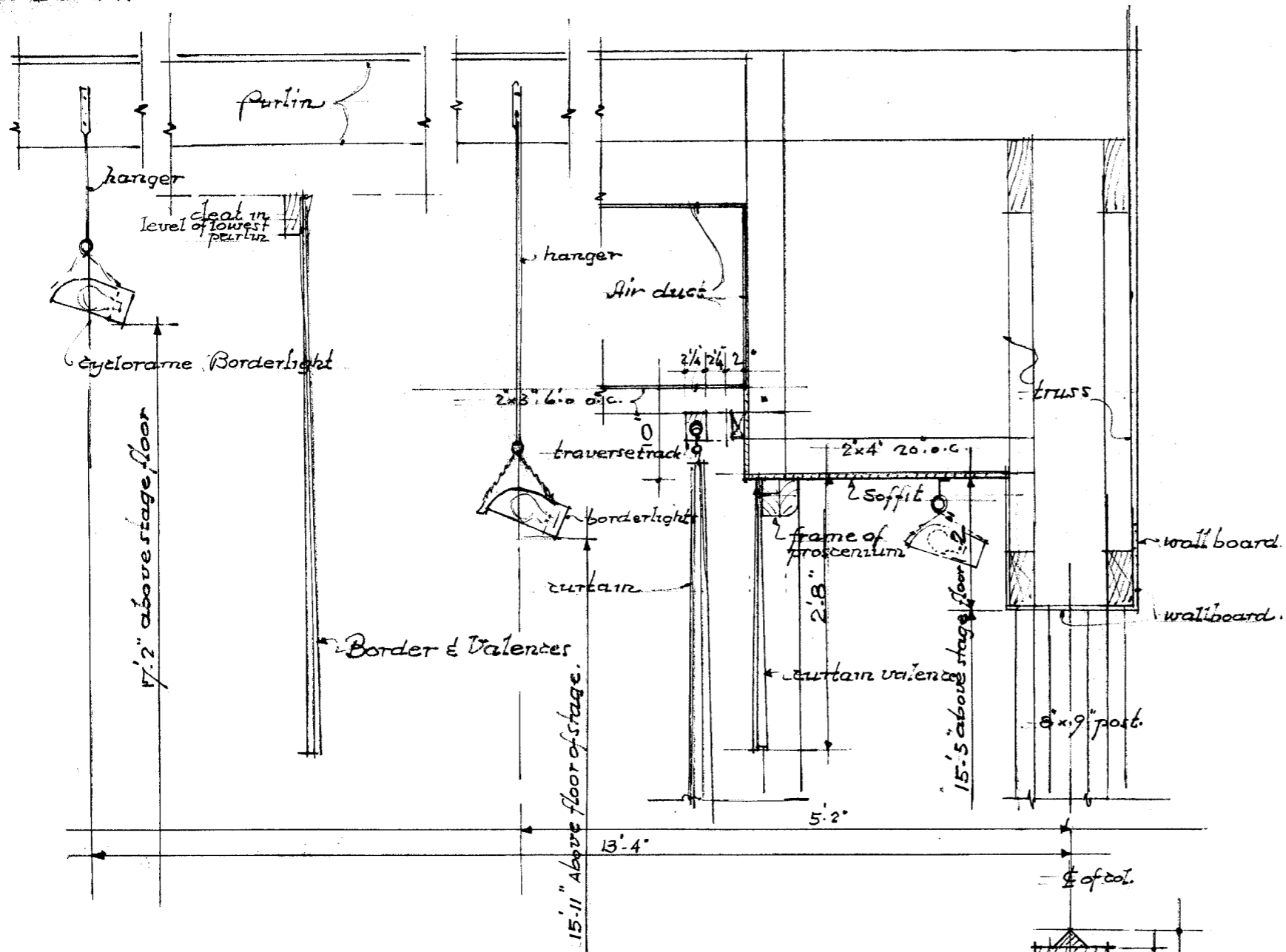


For location of Borderlights see detail

Plan


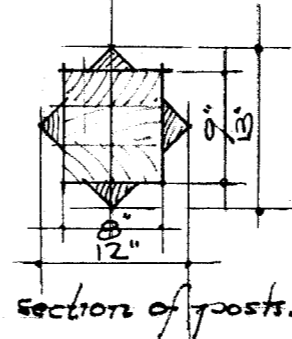
Scale 1/4" = 1'-0"

M A N A G E M E N T
OCT. 8, 1942, REV. 3-15-43



section thru stage ceiling (unit # 1000)

scale = 3/4" = 1'-0"

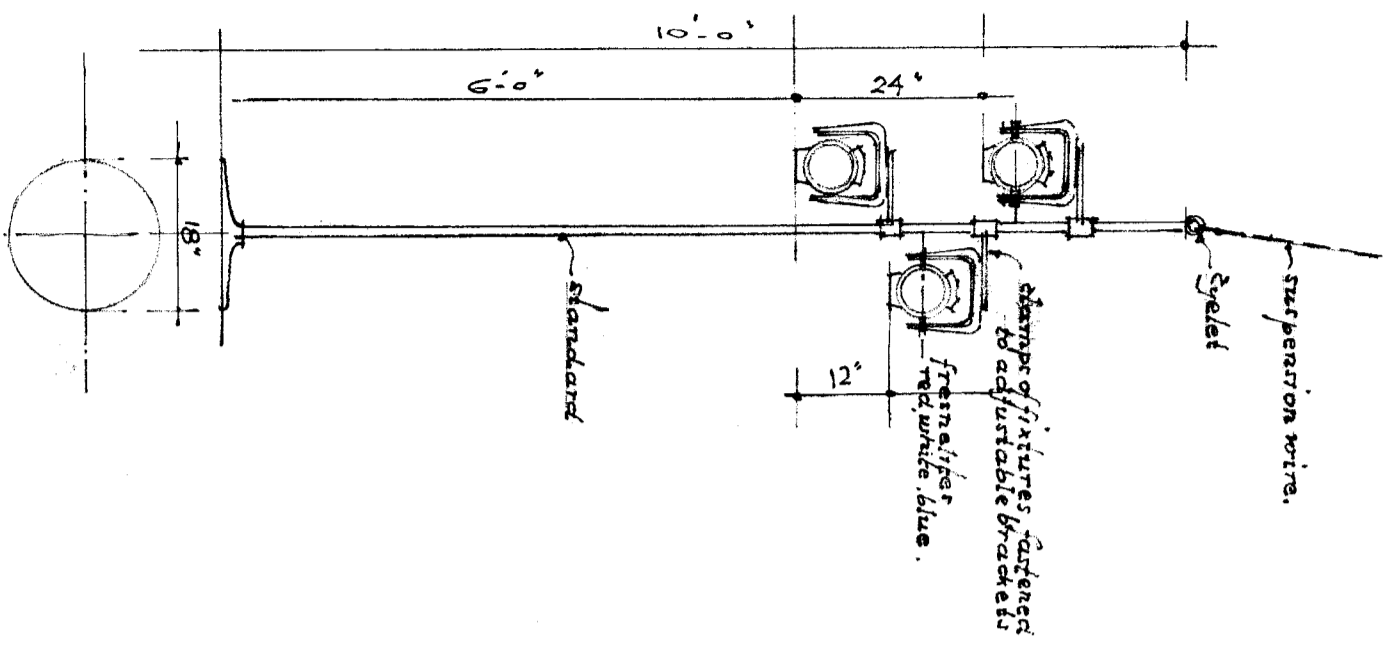


supply on each wing one 18" flap.
cover one side with canvas & one side with 100% repp flameproof cloth.

Detail of Wings.

scale

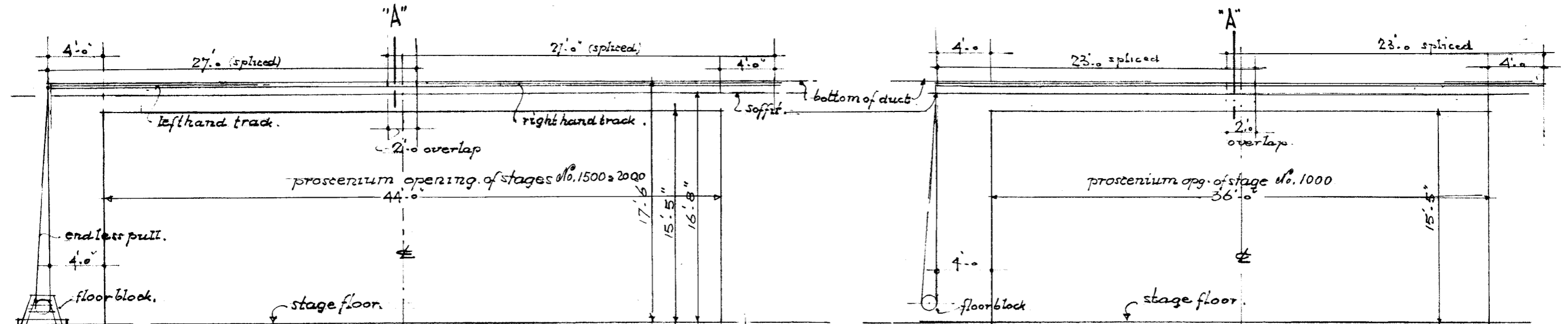
placed to
ring rooms.



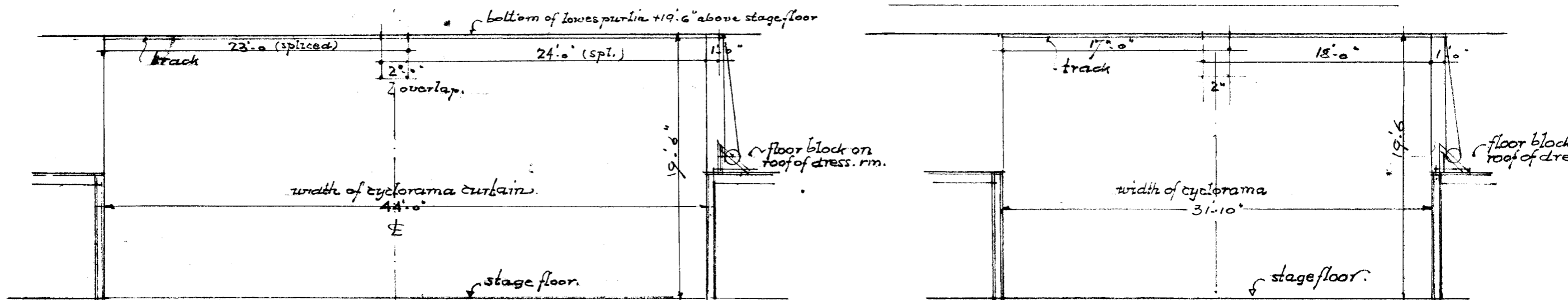
Detail of standard for
three freestair scale 1/2" dia.

filmers
1/2" dia.

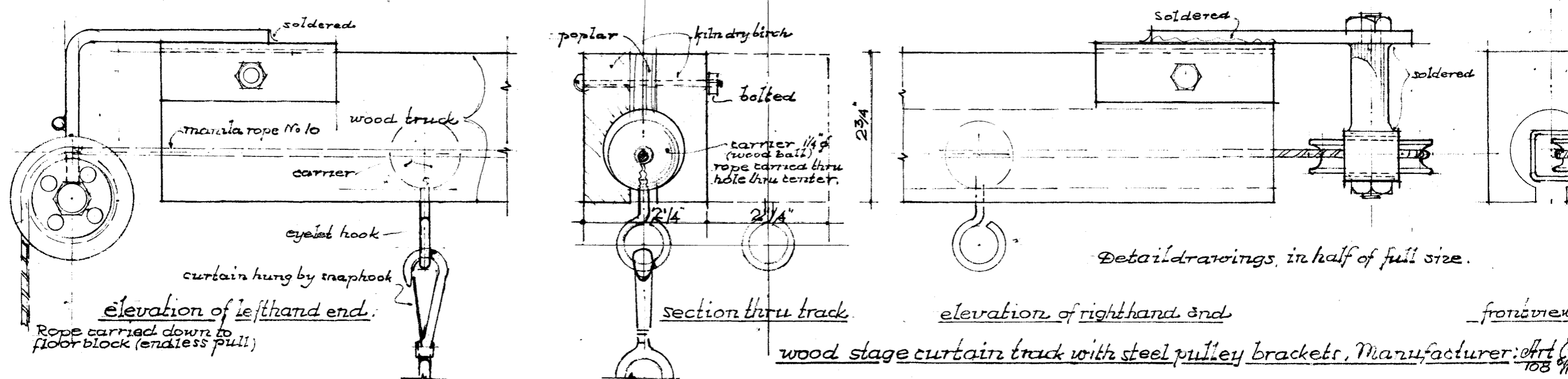
FEDERAL PUBLIC HOUSING AUTHORITY, WAR DORMITORIES, CURTAINS FOR MORALE ACTIVITY



Elevation of proscenium opening (seen from stage) unit No 1500 & 2000 scale $\frac{1}{8}'' = 1'-0''$ Elevation of proscenium opening (seen from stage) unit No. 1000.



Elevation of cyclorama curtain stage of unit #1500 & #2000 scale $\frac{1}{8}'' = 1'-0''$ Elevation of cyclorama curtain stage of unit #100



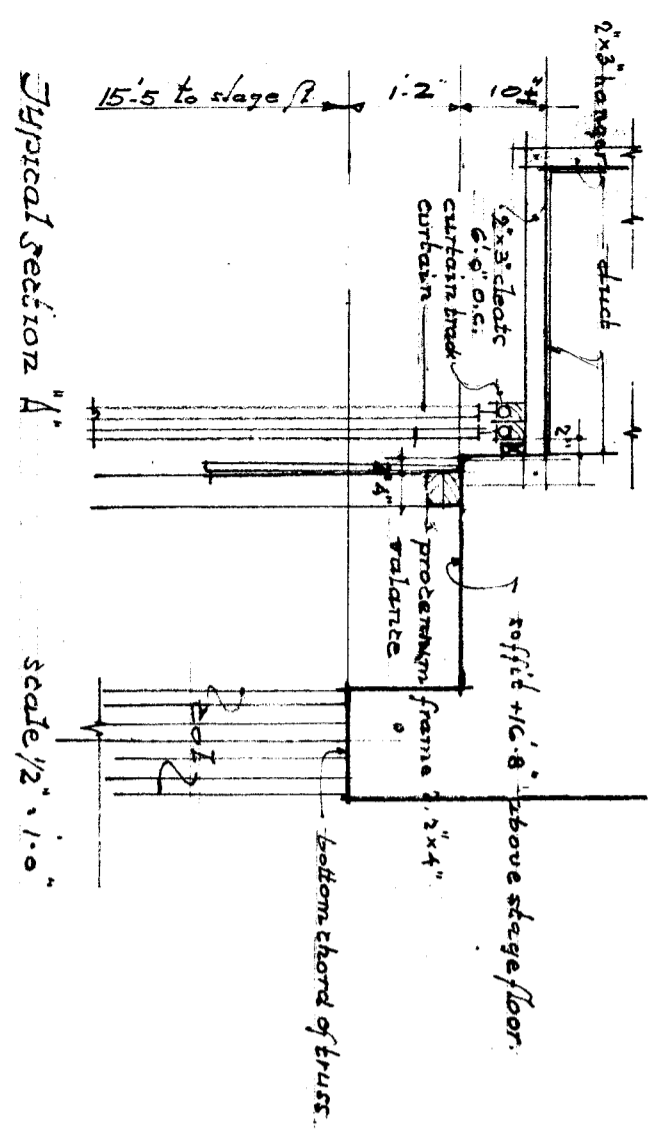
Elevation of left hand end.

Section thru track.

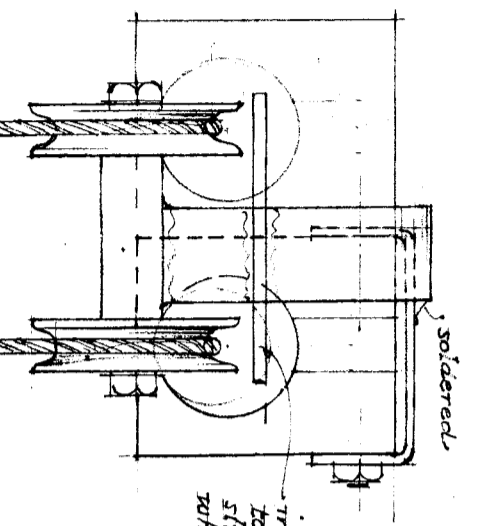
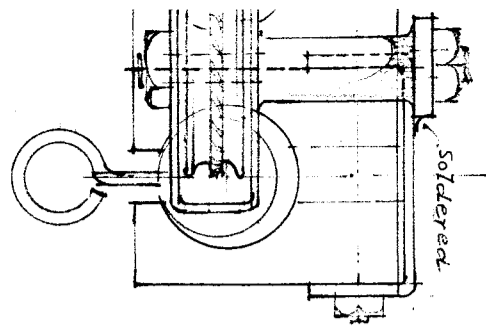

Elevation of right hand end.

Front view.

wood stage curtain track with steel pulley brackets, Manufacturer: Art G



Use same traverse curtain track for all curtains incl. multiuse room in morale activity unit
 of 8. 250, 400, 650
 curtain fastened to 12" o.c. carriers with snaphooks.
 Pleated with 50% fullness 1" webbing, borpleats 12" o.c.
 lining same fullness.



iron rod soldered to bracket to prevent slip off of rope from wheels.

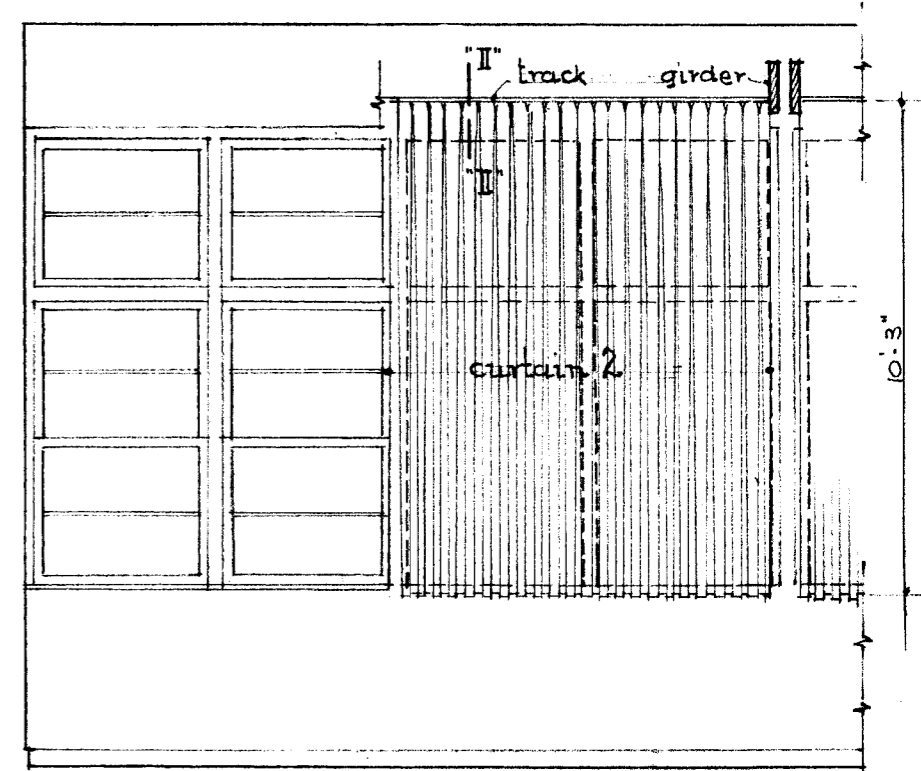
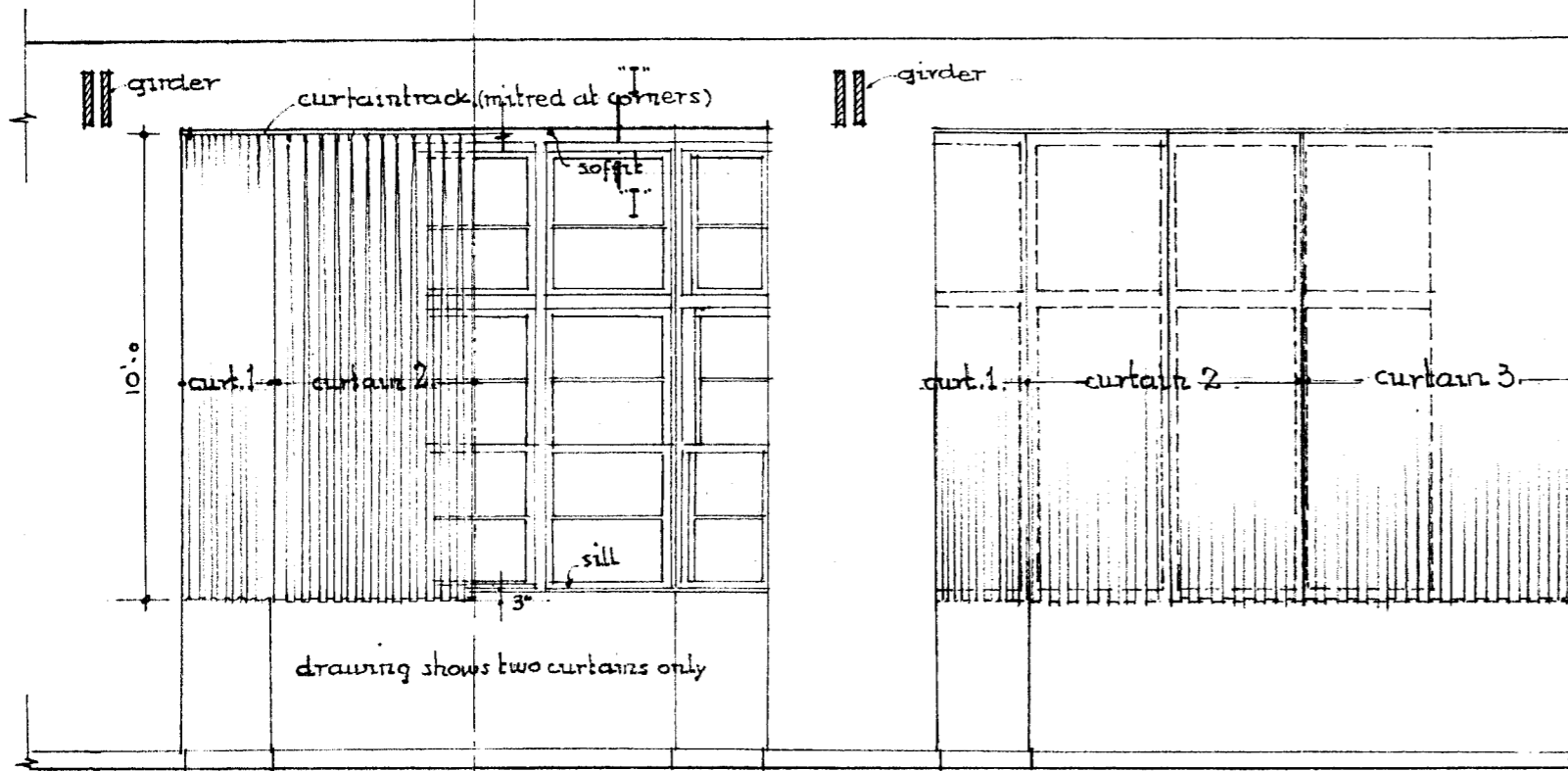
right hand bracket

front view of left hand bracket

Theater Equipment Co. or equal
 176 West Street N.Y.C.

rope dia. to floor block (endless pull)

MANAGEMENT
 OCT. 8, 1942. REV. 3.15.43


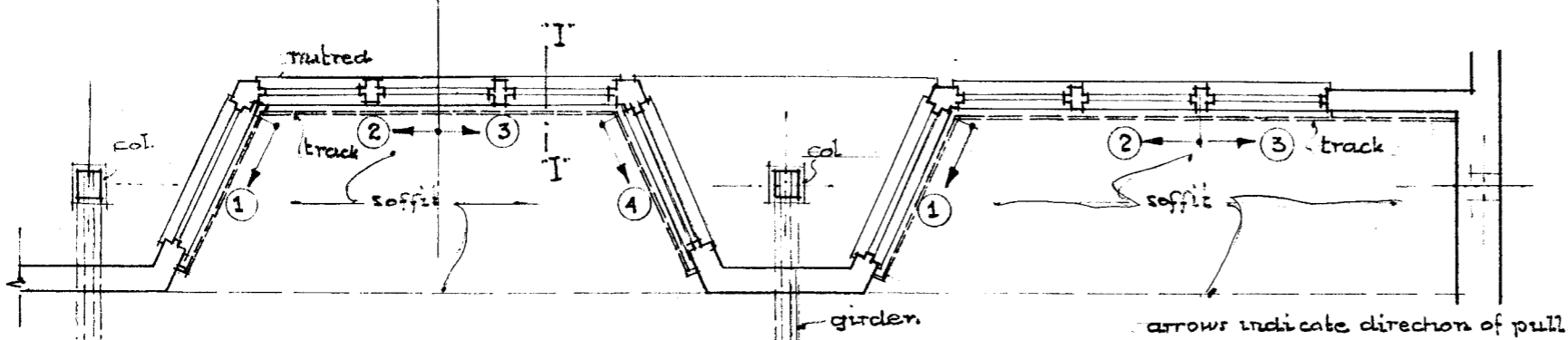


Elevations.

bay type "B"

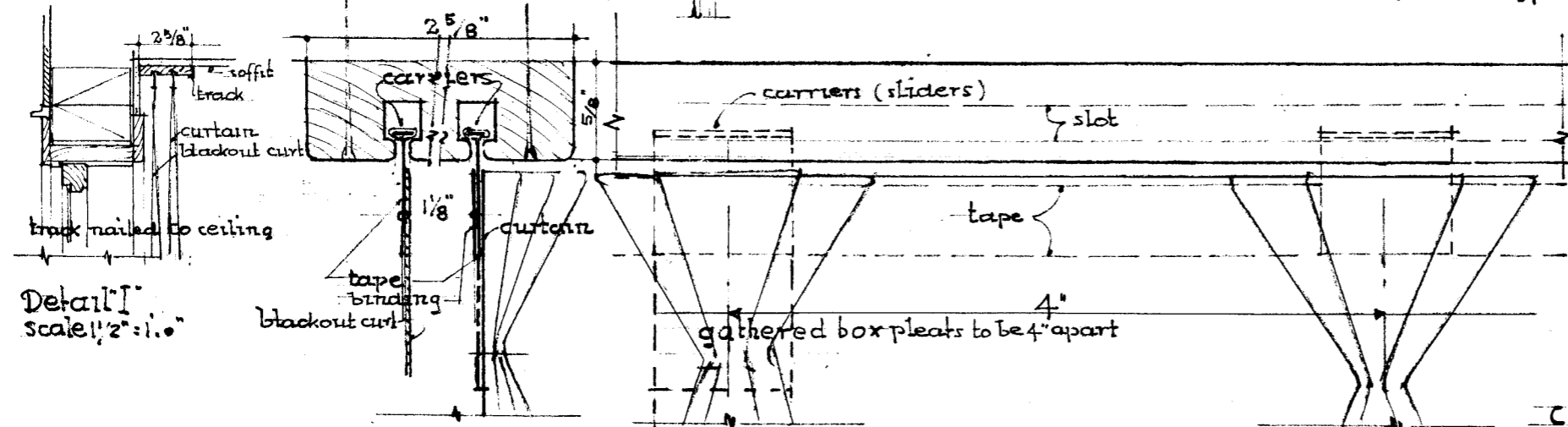
bay type "C"

bay type "A"

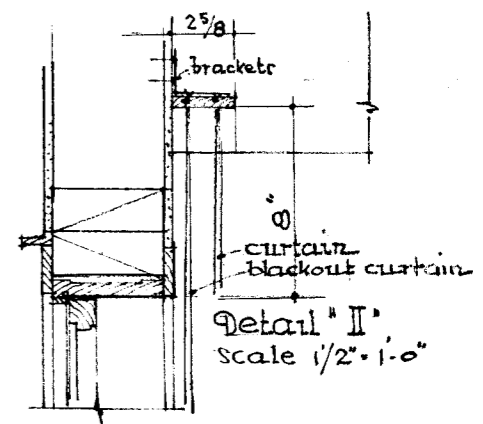


Typical bays in units MA-650, MA-1000, MA-1500 and MA-2100

Plan, scale 1/4" = 1'-0" Typical bay in units MA-250 and MA 400



Detail "I" scale 1/2" = 1'-0"



Detail "II" scale 1/2" = 1'-0"

Requirement of Material per typical bay

Type	Curtain material 50" wide 100% fullness	Blackout curtain material 50" wide	Curtain track.
"A"	8 widths 10'3" + 1'0" long, 30 yds.	4 widths 10'3" + 1'0" lg.	15 yds.
"B"	8 widths 10'0" + 1'0" lg. 30 yds.	4 widths 10'3" + 1'0" lg.	15 yds.
"C"	alto 30 yds.	alto 15 yds.	16 lin. ft.

Total requirement of material

Unit	Type	number of Bays	Curtain material	Blackout curtain material	curtain track.	
	"A"	"B"	"C"			
MA-250	2	-	-	60 yds.	30 yds.	32 lin. ft.
MA-400	2	-	-	60 yds.	30 yds.	32 lin. ft.
MA-650	-	1	2	90 yds.	45 yds.	50 lin. ft.
MA-1000	-	2	2	120 yds.	60 yds.	68 lin. ft.
MA-1500	-	2	2	120 yds.	60 yds.	68 lin. ft.
MA-2100	-	3	1	120 yds.	60 yds.	68 lin. ft.

Specifications


Glass curtains shall be made of light material similar to those on sample sheet. Allow 1% excess material for heading and hemming. Allow 100% for fullness. Head shall be tapered for stiffening down to gathering. Side hem both sides of each curtain.

Blackout curtains No fullness required. Hem top, bottom and ends as for glass curtains. Any standard blackout sateen material may be used (see sample sheet)

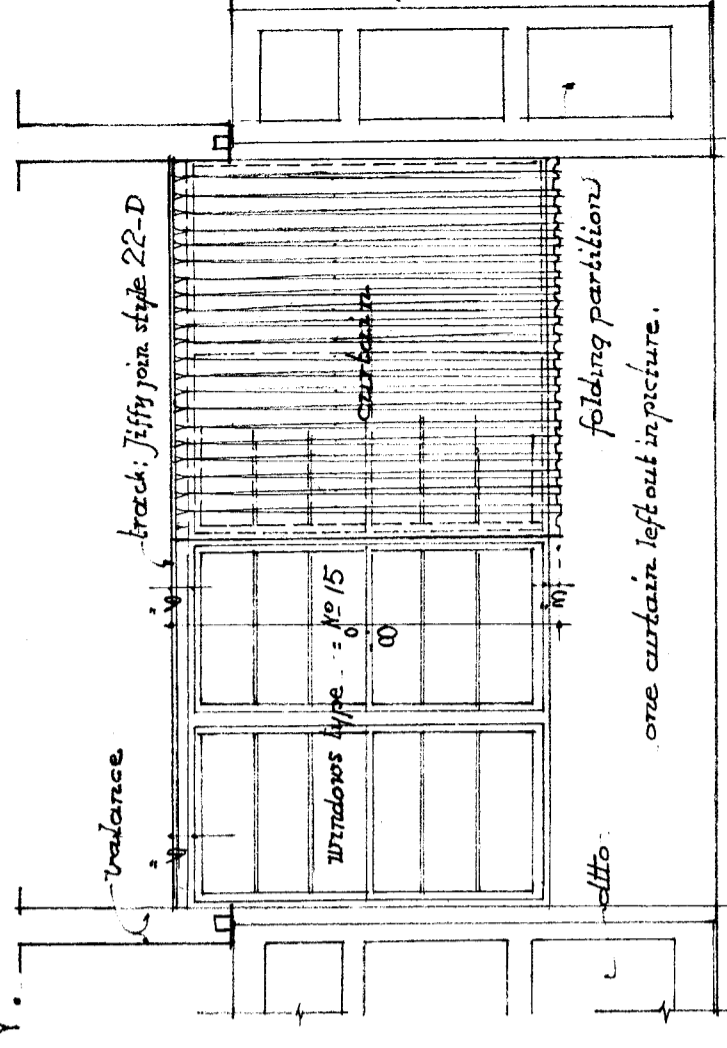




Hardware and operating devices.
Curtain track to be "Jiffy Join" slotted wood molding style No 22-D or equal. Wood for curtain traverses shall be of either poplar or birch or magnolia or other acceptable medium or hard wood and shall have continuous slots as shown. The curtain molding shall be securely fastened to the adjacent surfaces. Open ends of traverses shall be closed and face slot for each section shall be provided for inserting the sliders. All wood traverses shall be painted as specified for interior woodwork and shall match the finish color of the surfaces to which they are attached.

Sliders for inserting into slotted wood molding shall be 3/4" wide and 3/4" long. Each slider shall have a tensile breaking strength of 50 pounds or over. Sliders shall be of shape depicted on end view and transverse stiffening member. Metal tips shall be of galv. iron. Size of tips shall be such that the sliders will not pull out of the slots when curtains are hung. Supply heavy duty "Samson" or equal traverse cord with necessary galv. iron plated hardware arranged as endless pull.

RALE ACTIVITIES BUILDINGS, LOUNGE WINDOWS,



Plan of bay in unit MA-400 scale 1/4" = 1'-0"




Typical elevation. (bay K.) scale 1/4" = 1'-0"

Schedule of total requirements

Unit	"D"	"E"	"F"	"G"
MA-250	1	1	-	-
MA-400	-	-	2	-
MA-650	-	-	-	1
MA-1000	-	-	-	-
MA-1500	1	3	-	-
MA-2100	1	4	-	-

Notes:
For typical details
All windows in
All curtain track



Plan of typical bays in unit MA-1500 scale 1/8" = 1'-0"

CURTAINS AND DRAPERY FOR THE M O R

Requirement of material per typical bay.

Type	curtain material 50" wide 100% fullness	Blackout curtain 50" wide	curtain track.
"D"	12 widths 8'-0" + 1'-0" lg. 36 yds	6 widths 8'-0" + 1'-0" lg. 18 yds	26 lin. ft.
"E"	6 " " " 18 yds	3 " " " 9 yds	13 1/2 lin. ft.
"F"	8 " " " 24 yds	4 " " " 12 yds	17 lin. ft.
"G"	12 " " " 36 yds	6 " " " 18 yds	26 lin. ft.
"H"	14 " " " 42 yds	7 " " " 21 yds	30 lin. ft.
"J"	8 " " " 24 yds	4 " " " 12 yds	13 1/2 lin. ft.
"K"	8 " " " 24 yds	4 " " " 12 yds	16 lin. ft.

Requirement of material.

No. of bays:			curtain material	Blackout curt. mat.	curtain track.
"H"	"J"	"K"			
-	-	-	54 yds	27 yds	40 lin. ft.
-	-	-	48 yds	24 yds	34 lin. ft.
1	-	-	78 yds	39 yds	56 lin. ft.
-	1	1	48 yds	24 yds	44 lin. ft.
-	-	-	90 yds	45 yds	65 lin. ft.
-	-	-	108 yds	54 yds	78 lin. ft.

1. general specification see preceding page.
 2. Club rooms are No 15, see Architects schedule.
 3. mouldings to be mitred at corner windows.

