

Leveraging the Link

Medicare Advantage Enrollment Among Individuals Receiving Federal Housing Assistance

HUD-assisted Individuals with Medicare Advantage Coverage, 2020

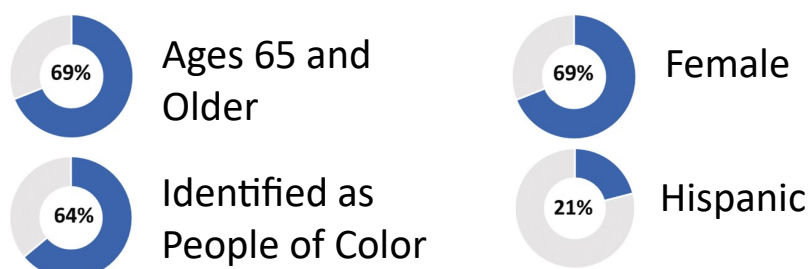
~1.2 million

HUD-assisted individuals were enrolled in Medicare Advantage (HUD-MA Individuals)

~13% of all HUD-assisted individuals were enrolled in Medicare Advantage

~4% of the Medicare Advantage population received HUD assistance

Demographic Characteristics of HUD-MA Individuals



91% lived in a household with income < \$25,000

61% also had full Medicaid coverage

56% had some disability

Compared to all Medicare Advantage enrollees, among HUD-MA individuals, approximately:

2x the proportion were younger than 65

2.5x the proportion had household income < \$25,000

5x the proportion were dually eligible for Medicaid

Medicare Advantage Enrollment, by Parent Organization and Plan Type

~Two-thirds of HUD-MA individuals were enrolled in MA plans offered by 5 MA plan parent organizations:

29% UnitedHealth Group
13% Humana

8% Anthem
8% Centene Corporation
5% Healthfirst

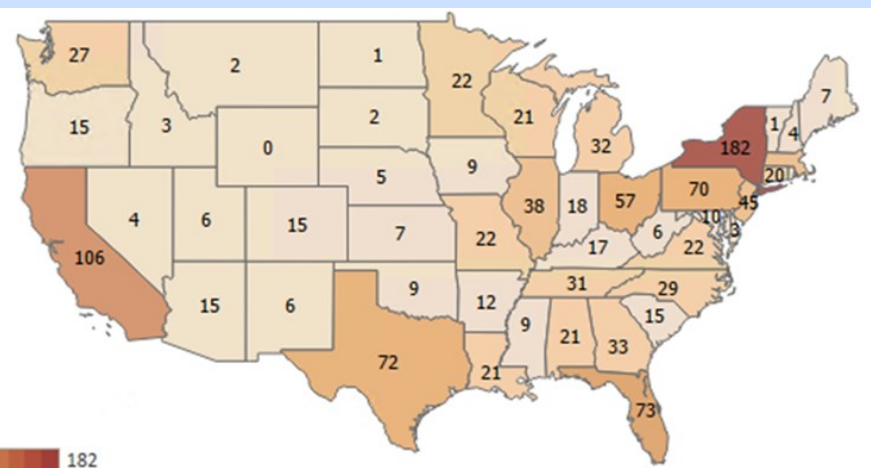
72% of HUD-MA individuals were enrolled in a health maintenance organization (HMO) plan

Geographic Distribution of HUD-MA Individuals

41% of HUD-MA individuals resided in 5 states (NY, CA, FL, TX, PA)

33% of HUD-MA individuals resided in a metropolitan statistical area (MSA)

Number of HUD-MA Individuals (in 1,000s), by State

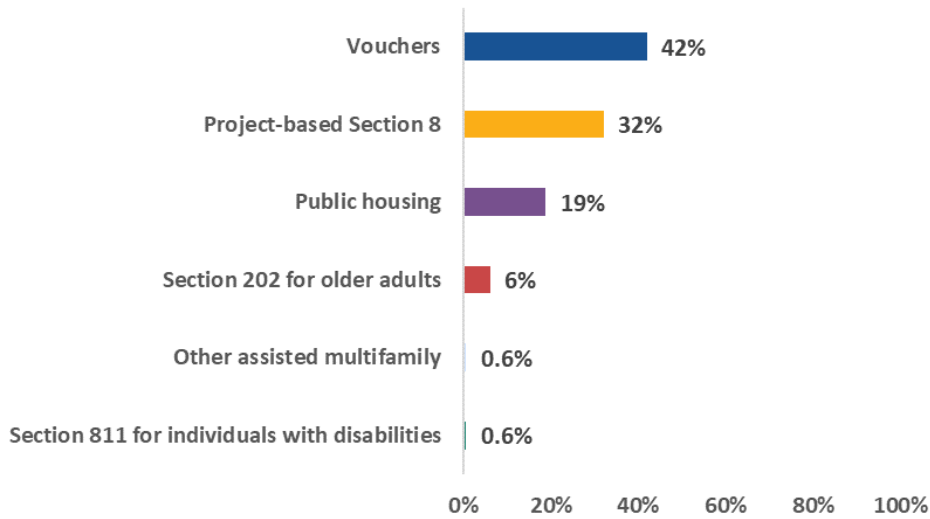


0 182

Notes: 184 HUD-MA individuals resided in Wyoming; Alaska and Hawaii are not shown; 36 HUD-MA individuals resided in Alaska; ~8,000 HUD-MA individuals resided in Hawaii.

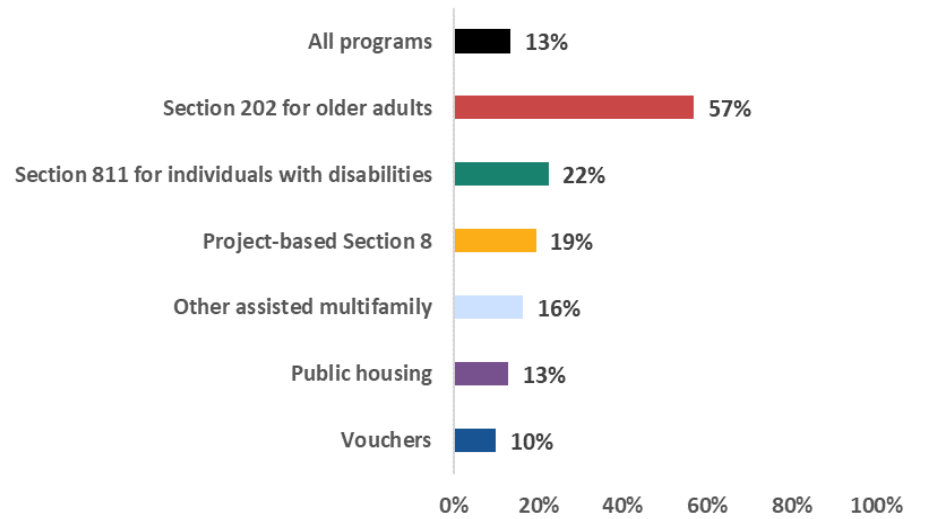
Type of HUD Assistance Received

Distribution of HUD-MA Population by Select HUD Program Categories



Note: Percentages do not add to 100% due to rounding.

Percentage of Individuals Within Each HUD Program Category Enrolled in MA



HUD-assisted Properties with Medicare Advantage Enrollees

90% of HUD-assisted properties (~27,000) had at least 1 resident with MA coverage



~16,200 HUD-assisted properties (54%) had more than 10 residents with MA coverage



~755,000 HUD-MA individuals resided in these HUD-assisted properties

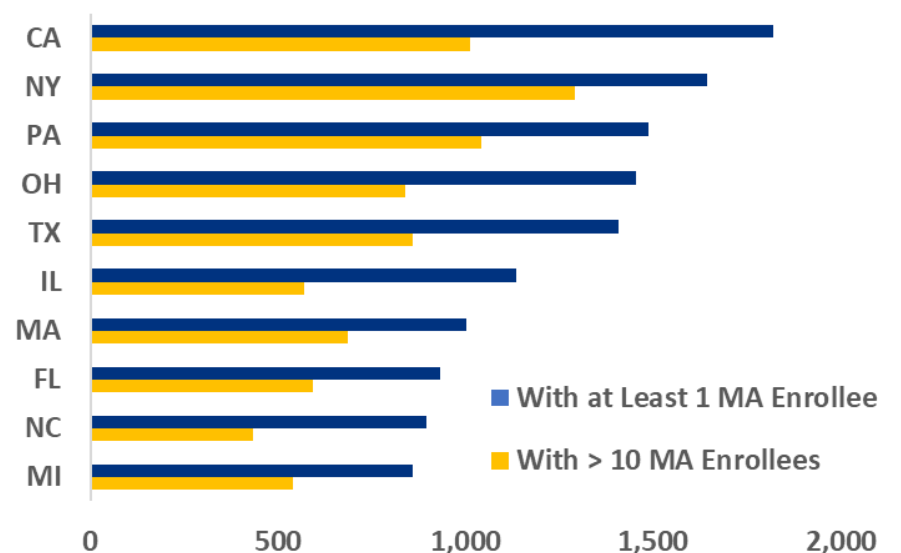


660 HUD-assisted properties had more than 10 residents enrolled in a single MA plan



~16,000 HUD-MA individuals resided in these HUD-assisted properties

Number of HUD-assisted Properties with Medicare Advantage Enrollees, by State



Note: Graph shows the 10 states with the largest number of properties.

How Might Medicare Advantage Plans and Parent Organizations, Local Public Health Depts., Administrators, Public Housing Agencies, and Managers of HUD-assisted Properties Support HUD-MA Individuals?

- **Identify concentrations of MA enrollees** receiving federal housing assistance in HUD-assisted properties and geographic areas (e.g., state, metropolitan statistical area, county)
- **Analyze health plan data** to better understand the health status and health care needs of HUD-MA individuals within a property or geographic area
- **Assess HUD-MA individuals for social needs** (screening can be done with all individuals or targeted to certain individuals based on specific criteria)
- **Provide place-based interventions** (e.g., care coordination and housing with services models) to support MA enrollees receiving project-based federal housing assistance

Data Sources: HUD Longitudinal File, Centers for Medicare & Medicaid Services (CMS) Master Beneficiary Summary File (MBSF), and CMS Plan Characteristics File. For more information, see the report and interactive dashboard (https://www.huduser.gov/portal/pdrdatas_landing.html#dataset-title).